

Religion (P12)

File: PUMS Individual

Overview

Type: Discrete Valid cases: 399017 (7980008.9)
Format: numeric Invalid: 0 (0)
Width: 2 Minimum: 1
Decimals: 0 Maximum: 99
Range: 1-99

Questions and instructions











UNIVERSE

All individual households

LITERAL QUESTION

What religion does ...practice?

CATEGORIES

Value	Category	Cases	Weighted	
1	Catholique	197634	3952451	 49.5%
2	Protestante	107617	2152271	 27.0%
3	Adventiste	49070	981366	 12.3%
4	Témoins de Jéhovah	1730	34599	 0.4%
5	Autre religion chrétienne	16178	323575	 4.1%
6	Musulman	7414	148277	 1.9%
7	Traditionnelle/animiste	297	5940	 0.1%
8	Autre	2409	48178	 0.6%
9	Sans religion	14735	294693	 3.7%
99	1933	38659	0.5%	 0.5%

warning_figures_indicate_number_of_cases_found