

## Lien de parenté (P02)

File: PUMS Individual

## Overview

---

Type: Discrete    Valid cases: 399017  
Format: numeric    Invalid: 0  
Width: 2            Minimum: 1  
Decimals: 0        Maximum: 99  
Range: 1-99

## Questions and instructions

---











UNIVERSE

All individual households

LITERAL QUESTION

What is the relationship of ...with the head of the household?

### CATEGORIES

Value	Category	Cases	
1	Chef de ménage	87875	 22.0%
2	Conjoint du chef	48237	 12.1%
3	Enfant du chef	208224	 52.2%
4	Enfant accueilli	1473	 0.4%
5	Père/mère	409	 0.1%
6	Frère/soeur	8190	 2.1%
7	Petit enfant	18803	 4.7%
8	Autre lien de parenté	13731	 3.4%
9	Sans lien de parenté	9198	 2.3%
99	2877	 0.7%	

warning\_figures\_indicate\_number\_of\_cases\_found