

**Rwanda**

**National Institute of Statistics of Rwanda,  
Ministry of Finance and Economic Planning**

**Rwanda National Manpower Survey 2011-2012**

**Study Documentation**

February 21, 2014

# Metadata Production

<b>Metadata Producer(s)</b>	National Institute of Statistics of Rwanda (NISR) , Ministry of Finance and Economic Planning , Metadata producer
<b>Production Date</b>	February 21, 2014
<b>Version</b>	Version 1
<b>Identification</b>	ddi-rwa-nisr-rphc-2012-v1

# Table of Contents

<a href="#">Overview</a>	4
<a href="#">Scope &amp; Coverage</a>	4
<a href="#">Producers &amp; Sponsors</a>	5
<a href="#">Sampling</a>	5
<a href="#">Data Collection</a>	5
<a href="#">Data Processing &amp; Appraisal</a>	6
<a href="#">Accessibility</a>	6
<a href="#">Rights &amp; Disclaimer</a>	6
<a href="#">Files Description</a>	7
<a href="#">Education_employee</a>	7
<a href="#">Education_employer</a>	7
<a href="#">Formal_employee</a>	7
<a href="#">Formal_employer_newisic</a>	7
<a href="#">Informal_employee</a>	7
<a href="#">Informal_employer</a>	7
<a href="#">Variables List</a>	8
<a href="#">Education_employee</a>	8
<a href="#">Education_employer</a>	17
<a href="#">Formal_employee</a>	30
<a href="#">Formal_employer_newisic</a>	40
<a href="#">Informal_employee</a>	53
<a href="#">Informal_employer</a>	62
<a href="#">Variables Description</a>	74
<a href="#">Education_employee</a>	75
<a href="#">Education_employer</a>	450
<a href="#">Formal_employee</a>	611
<a href="#">Formal_employer_newisic</a>	1010
<a href="#">Informal_employee</a>	1388
<a href="#">Informal_employer</a>	1734

## Rwanda National Manpower Survey 2011-2012 (RNMS 2011-2012)

Overview	
<b>Type</b>	Labor Force Survey [hh/lfs]
<b>Identification</b>	rwa-nisr-rnms-2011-2012-v1
<b>Version</b>	Production Date: 2014 v1: Edited, anonymised dataset for public distribution. <u>Notes</u> This is version 1 of the dataset, released in March, 2014.
<b>Abstract</b> The Manpower Survey project was initiated by the Ministry of Public Service and Labour and the National Institute of Statistics following a meeting of Ministers in charge of labour in East Africa Community (EAC) countries that took place in Kampala in 2006. The objective of this meeting was to prepare a protocol of free labour movement in the region and the establishment of the Common Market Protocol (CMP). The meeting urged Partner States to undertake a Manpower Survey. The purpose of these surveys is to establish a better understanding of their respective labour markets as essential prerequisite for implementing the CMP in a successful and efficient manner. For reasons of comparability it was agreed to conduct these national manpower surveys in a harmonised way in all EAC member states.	
<b>Kind of Data</b>	Sample survey data [ssd]
<b>Unit of Analysis</b>	Units of analysis were individuals, and institutions, including schools, public institutions, non-governmental organisations, and private firms in the formal and informal sectors.

## Scope & Coverage

### Scope

The Manpower Survey includes the 3 following modules: Informal sector module, Formal Sector module, Educational institutions module, and a Diaspora module.

#### 1. The Informal Sector Module:

1.1 The first sub-module of the Informal sector module is the Employer's sub-Module to collect information on establishments

1.2 The second sub-module is the Employees' sub-Module which provides detailed information on employees in the informal sector.

#### 2. The Formal Sector Module:

This module collected data on employers and employment in public and private establishments of the formal sector. Politicians, military and Police forces were not considered as employees.

This module comprises two sub-modules:

2.1 The Employer's sub-module : To collect information on Establishment characteristics , employment characteristics, total number of posts and number of filled posts, total gross remuneration, number and type of vacant posts and future manpower projections and staff development

2.2 The Employee sub-module: To collect information of employees from the sampled public and private establishments in formal sector.

3. The Education and training institutions module: To collect information on labour, current and future enrolment and training output. It covers both Public and Private Institutions in Primary and Secondary Schools; Technical and Vocational Training Schools and Tertiary institutions / Universities.



A Diaspora module was used to collect information on the technical and entrepreneurial skills of Rwandans abroad as well as the likelihood, obstacles and opportunities to harness this potential. However, coverage for this module was not extensive enough to create a useful dataset.

A further module - an Unemployment for skilled persons module - was planned but not initiated.

<b>Time Period(s)</b>	2011-2012
<b>Countries</b>	Rwanda
<b>Geographic Coverage</b> The survey had national coverage	
<b>Universe</b> The universe for the Formal Sector module included four distinct universes: Private Business establishments which belong to formal sector; Public and private health facilities; Non-Governmental organizations; and Public/ governmental institutions. The Educational institutions module covered Primary and Secondary schools, TVET, Universities and other Tertiary educational institutions.	

<b>Producers &amp; Sponsors</b>	
<b>Primary Investigator(s)</b>	National Institute of Statistics of Rwanda, Ministry of Finance and Economic Planning
<b>Other Producer(s)</b>	Ministry of Public Service and Labour (MIFOTRA)
<b>Funding Agency/ies</b>	Government of Rwanda (GoR) , Funder
<b>Other Acknowledgment(s)</b>	Ministry of East African Community (MINEAC) , Coordination of the Diaspora module

<b>Sampling</b>
<b>Sampling Procedure</b> For details on sampling procedures for the survey see the section 2.1 of the National Manpower Survey Report Volume 1, June 2013.
<b>Response Rate</b> Reponse rates are covered in section 2.2 Table 2.2.1 of the National Manpower Survey Report Volume 1, June 2013.
<b>Weighting</b> For details on weighting of the survey see section 2.1.4: Weighting and Estimation in the National Manpower Survey Report Volume 1, June 2013.

<b>Data Collection</b>	
<b>Data Collection Dates</b>	Education module: start 2011-10-12 Education module: end 2011-10-28 Other modules: start 2011 Other modules: end 2012-03-03
<b>Data Collection Mode</b>	Face-to-face [f2f], Internet [int]
<b>Data Collection Notes</b> For information on data collection see Section 2.7. of the National Manpower Survey report Volume 1, June 2013.	
<b>Questionnaires</b> For information on the questionnaires see Section 2.3 on Questionnaire design and Section and 2.4 Questionnaire validation in the National Manpower Survey Report Volume 1	

<b>Data Collector(s)</b>	National Institute of Statistics of Rwanda (NISR) , Ministry of Finance and Economic Planning Ministry of Public Service and Labour (MIFOTR) , Government of Rwanda
<b>Supervision</b> Trainee enumerators were divided into 8 teams, each team was the responsibility of two supervisors.	

<b>Data Processing &amp; Appraisal</b>	
<b>Data Editing</b> The data cleaning of the Manpower Survey datasets started on 23 March 2012. The initial data cleaning was in most cases about identifying duplications and wrong codes in ISCO, ISIC and ISCED. The second phase of data cleaning involved checking consistency between variables during data tabulation.	
<b>Other Processing</b> For information on data entry, see section 2.9 in the National Manpower Report, Volume 1.	
<b>Estimates of Sampling Error</b> For estimates of sampling error see the section on Calculation of Sampling Errors on page 51 of the National Manpower Survey Report	
<b>Other Forms of Data Appraisal</b> In the process of metadata creation for this survey the following data issues were raised:  A Diaspora module was used to collect information on the technical and entrepreneurial skills of Rwandans abroad as well as the likelihood, obstacles and opportunities to harness this potential. However, coverage for this module was not extensive enough to create a useful dataset.  A further module - an Unemployment for skilled persons module - was planned but not initiated.	

<b>Accessibility</b>	
<b>Access Authority</b>	Principal Statistician, Research and Dissemination (NISR) , <a href="http://www.statistics.gov.rw">http://www.statistics.gov.rw</a> , <a href="mailto:claude.nyirimanzi@statistics.gov.rw">claude.nyirimanzi@statistics.gov.rw</a> Data Processing Manager (NISR) , <a href="http://www.statistics.gov.rw">http://www.statistics.gov.rw</a> , <a href="mailto:massoud.harerimana@statistics.gov.rw">massoud.harerimana@statistics.gov.rw</a>
<b>Confidentiality</b> By downloading the data users agree to maintain the confidentiality of the data and data subjects.	
<b>Access Conditions</b> Public use files, accessible to all	
<b>Citation Requirements</b> National Institute of Statistics of Rwanda. Rwanda National Manpower Survey 2011-2012 [dataset]. Version 1. Kigali: NISR [producer], 2012.[distributor], 2014.	

<b>Rights &amp; Disclaimer</b>	
<b>Copyright</b>	(c) 2012, National Institute of Statistics of Rwanda

# Files Description

Dataset contains 6 file(s)

<b>Education_employee</b>	
# Cases	2863
# Variable(s)	289

<b>Education_employer</b>	
# Cases	505
# Variable(s)	347

<b>Formal_employee</b>	
# Cases	17345
# Variable(s)	292

<b>Formal_employer_newisic</b>	
# Cases	1596
# Variable(s)	393

<b>Informal_employee</b>	
# Cases	4012
# Variable(s)	270

<b>Informal_employer</b>	
# Cases	1664
# Variable(s)	318

# Variables List

Dataset contains 1909 variable(s)

File Education_employee							
#	Name	Label	Type	Format	Valid	Invalid	Question
1	<a href="#">ID6</a>	SAMPLE CODE	continuous	numeric-8.0	2863	0	-
2	<a href="#">ID9</a>	Fiche Number	continuous	numeric-3.0	2863	0	-
3	<a href="#">ZN</a>	Zone Number	continuous	numeric-2.0	2863	0	-
4	<a href="#">ID1</a>	PROVINCE / KIGALI CITY	discrete	numeric-1.0	2863	0	-
5	<a href="#">ID2</a>	DISTRICT	discrete	numeric-1.0	2863	0	-
6	<a href="#">ID3</a>	SECTOR	discrete	numeric-2.0	2863	0	-
7	<a href="#">ID4</a>	CELL	discrete	numeric-2.0	2863	0	-
8	<a href="#">ID5</a>	VILLAGE	continuous	numeric-2.0	2863	0	-
9	<a href="#">P1</a>	Province Name	discrete	character-10	2863	0	-
10	<a href="#">P2</a>	District Name	discrete	character-10	2863	0	-
11	<a href="#">P3</a>	Sector Name	discrete	character-11	2863	0	-
12	<a href="#">P4</a>	Cell Name	discrete	character-15	2859	0	-
13	<a href="#">P5</a>	Village Name	discrete	character-15	2858	0	-
14	<a href="#">LI</a>	LEARNING INSTITUTION	discrete	numeric-1.0	2863	0	-
15	<a href="#">OCCUPATI..</a>	OCCUPATION LEVEL	discrete	numeric-1.0	2863	0	-
16	<a href="#">A020</a>	M2:A020 Sex	discrete	numeric-1.0	2863	0	-
17	<a href="#">A030</a>	M2:A030 Age in compl. years	discrete	numeric-4.0	2863	0	-
18	<a href="#">AG</a>	Age_group	discrete	numeric-5.2	2863	0	-
19	<a href="#">A040</a>	M2:A040 Marital status	discrete	numeric-1.0	2863	0	-
20	<a href="#">A050</a>	M2:A050 Nationality	discrete	numeric-1.0	2863	0	-
21	<a href="#">A050A</a>	The rest of Africa (specify)	discrete	character-11	54	0	-
22	<a href="#">A050B</a>	The rest of the world (specify)	discrete	character-11	12	0	-
23	<a href="#">A060</a>	M2:A060 Do you have any disability?	discrete	numeric-1.0	2863	0	-
24	<a href="#">A070</a>	M2:A070 Type of disability	discrete	numeric-1.0	51	2812	-
25	<a href="#">DISABILI..</a>	Disability Specify	discrete	character-26	5	0	-
26	<a href="#">B010</a>	Current main occupation / job title	discrete	character-30	2861	0	-
27	<a href="#">B010A</a>	ISCO	discrete	numeric-4.0	2863	0	-
28	<a href="#">ISCO1B010A</a>	ISCO_FIRST_LEVEL B010A	discrete	numeric-5.2	2863	0	-
29	<a href="#">B011</a>	Nature of your employment contract	discrete	numeric-1.0	2861	2	-
30	<a href="#">B011S</a>	Other-Specify	discrete	character-28	8	0	-
31	<a href="#">B020</a>	Type of contract of your main employment	discrete	numeric-1.0	2863	0	-
32	<a href="#">B020S</a>	Other-Specify	discrete	character-30	8	0	-

<b>File Education_employee</b>							
#	Name	Label	Type	Format	Valid	Invalid	Question
33	<a href="#">B021</a>	In which way did you get the current job?	discrete	numeric-1.0	2863	0	-
34	<a href="#">B021S</a>	Other-specify	discrete	character-30	94	0	-
35	<a href="#">B030</a>	When did you start working for this organization?	continuous	numeric-4.0	2863	0	-
36	<a href="#">B030_int</a>	Interval B030	discrete	numeric-5.2	2863	0	-
37	<a href="#">B031</a>	Does your current job match your official education	discrete	numeric-1.0	2863	0	-
38	<a href="#">B040</a>	Is this your first employment in Rwanda	discrete	numeric-1.0	2863	0	-
39	<a href="#">B050</a>	Establishment you worked for before joining your current employer?	discrete	numeric-1.0	1498	1365	-
40	<a href="#">B050S</a>	Other-specify	discrete	character-30	57	0	-
41	<a href="#">B051</a>	What was your employment status	discrete	numeric-1.0	1498	1365	-
42	<a href="#">B060</a>	Establishment's main economic activity	discrete	character-30	1495	0	-
43	<a href="#">B060A</a>	ISIC	discrete	numeric-4.0	1498	1365	-
44	<a href="#">ISIC1B060A</a>	ISIC_LEVEL1B060A	discrete	numeric-9.2	1498	1365	-
45	<a href="#">B070</a>	What was your occupation	discrete	character-30	1495	0	-
46	<a href="#">B070A</a>	ISCO	discrete	numeric-6.0	1498	1365	-
47	<a href="#">ISCO1B070A</a>	ISCO_FIRST_LEVEL B070A	discrete	numeric-9.2	1498	1365	-
48	<a href="#">B080</a>	How long did you work in the previous job?	continuous	numeric-2.0	1498	1365	-
49	<a href="#">B080_INT</a>	Working experience in interval	discrete	numeric-4.2	1498	1365	-
50	<a href="#">B090</a>	What was the main reason you left your previous job?	discrete	numeric-1.0	1498	1365	-
51	<a href="#">B090S</a>	Other-Specify	discrete	character-30	378	0	-
52	<a href="#">B100A</a>	Ministry and other institutions	continuous	numeric-2.0	1497	1366	-
53	<a href="#">B100B</a>	Parastatal	continuous	numeric-2.0	1496	1367	-
54	<a href="#">B100C</a>	Company	continuous	numeric-2.0	1496	1367	-
55	<a href="#">B100D</a>	Co-operative	continuous	numeric-2.0	1496	1367	-
56	<a href="#">B100E</a>	NGO/CSO/CBO	continuous	numeric-2.0	1496	1367	-
57	<a href="#">B100F</a>	Other (specify)	continuous	numeric-2.0	1492	1371	-
58	<a href="#">WY</a>	Total working years	continuous	numeric-5.2	1442	1421	-
59	<a href="#">B100S</a>	Other-Specify	discrete	character-30	43	0	-
60	<a href="#">B101</a>	Did your first job match your education?	discrete	numeric-1.0	1498	1365	-
61	<a href="#">B110</a>	Highest level of education when you first enter the labour market	discrete	numeric-1.0	2863	0	-

File Education_employee							
#	Name	Label	Type	Format	Valid	Invalid	Question
62	<a href="#">B120</a>	Year of your graduation before entering the labour market	continuous	numeric-4.0	2370	493	-
63	<a href="#">B140</a>	Year	continuous	numeric-2.0	2842	21	-
64	<a href="#">B140B</a>	Months	discrete	numeric-2.0	2863	0	-
65	<a href="#">C010</a>	Highest level of formal education	discrete	numeric-2.0	2863	0	-
66	<a href="#">C010S</a>	Other-Specify	discrete	character-29	9	0	-
67	<a href="#">C020</a>	Field of specialization	discrete	character-30	2313	0	-
68	<a href="#">C020A</a>	ISCED Code	discrete	numeric-4.0	2314	549	-
69	<a href="#">ISCED1C0..</a>	ISCED-LEVELC020A	discrete	numeric-7.2	2314	549	-
70	<a href="#">ISCED2C0..</a>	ISCED -LEVEL2C020A	discrete	numeric-7.2	2314	549	-
71	<a href="#">C021</a>	Where did you got your highest level of education	discrete	numeric-1.0	2314	549	-
72	<a href="#">C030</a>	Are you currently enrolled for further training (formal Education)?	discrete	numeric-1.0	2863	0	-
73	<a href="#">C040</a>	Field/type of training	discrete	character-60	682	0	-
74	<a href="#">C040A</a>	ISCED code	discrete	numeric-4.0	681	2182	-
75	<a href="#">ISCED1C0..</a>	ISCED-LEVELC040A	discrete	numeric-7.2	681	2182	-
76	<a href="#">ISCED2C0..</a>	ISCED -LEVEL2C040A	discrete	numeric-7.2	681	2182	-
77	<a href="#">C041</a>	Anticipated qualification	discrete	numeric-2.0	681	2182	-
78	<a href="#">C041S</a>	Other-Specify	discrete	character-24	3	0	-
79	<a href="#">D010</a>	Have you received any other kind of training since you joined your current employer?	discrete	numeric-1.0	2861	2	-
80	<a href="#">D020</a>	What was the major field of training?	discrete	character-30	1749	0	-
81	<a href="#">D020A</a>	ISCED	discrete	numeric-4.0	1752	1111	-
82	<a href="#">ISCED1D0..</a>	ISCED-LEVELD020A	discrete	numeric-7.2	1752	1111	-
83	<a href="#">ISCED2D0..</a>	ISCED -LEVEL2D020A	discrete	numeric-7.2	1752	1111	-
84	<a href="#">D030</a>	Year of Training	continuous	numeric-4.0	1752	1111	-
85	<a href="#">D040</a>	What was the mean of training?	discrete	numeric-1.0	1752	1111	-
86	<a href="#">D040S</a>	Other-Specify	discrete	character-30	44	0	-
87	<a href="#">D050</a>	Duration in months	continuous	numeric-2.0	1752	1111	-
88	<a href="#">D060</a>	What is your qualification from the additional training?	discrete	numeric-2.0	1752	1111	-
89	<a href="#">D060S</a>	Other-Specify	discrete	character-30	6	0	-
90	<a href="#">D070</a>	Where were you trained?	discrete	numeric-1.0	1752	1111	-
91	<a href="#">D071</a>	Did that training improve your performance?	discrete	numeric-1.0	1752	1111	-
92	<a href="#">D072</a>	If you did not take part in any training, please indicate why.	discrete	numeric-1.0	1109	1754	-

<b>File Education_employee</b>							
#	Name	Label	Type	Format	Valid	Invalid	Question
93	<a href="#">D072S</a>	Other-Specify	discrete	character-30	69	0	-
94	<a href="#">D073</a>	Are employees involved in designing training plans?	discrete	numeric-1.0	2863	0	-
95	<a href="#">D080</a>	Do you need any specific skills to improve your performance at your current job?	discrete	numeric-1.0	2863	0	-
96	<a href="#">D090</a>	In which area do you need specific skills?	discrete	character-30	2485	0	-
97	<a href="#">D090A</a>	ISCED Code	discrete	numeric-4.0	2491	372	-
98	<a href="#">ISCED1D0..</a>	ISCED-LEVELD090A	discrete	numeric-7.2	2491	372	-
99	<a href="#">ISCED2D0..</a>	ISCED -LEVEL2D090A	discrete	numeric-7.2	2491	372	-
100	<a href="#">D100A</a>	English Speak	discrete	numeric-1.0	2863	0	-
101	<a href="#">D100B</a>	English Write	discrete	numeric-1.0	2863	0	-
102	<a href="#">D100C</a>	French Speak	discrete	numeric-1.0	2863	0	-
103	<a href="#">D100D</a>	French Write	discrete	numeric-1.0	2863	0	-
104	<a href="#">D100E</a>	Kinyarwanda Write	discrete	numeric-1.0	2863	0	-
105	<a href="#">D100F</a>	Kinyarwanda Speak	discrete	numeric-1.0	2863	0	-
106	<a href="#">D100G</a>	Swahili Write	discrete	numeric-1.0	2863	0	-
107	<a href="#">D100H</a>	Swahili Speak	discrete	numeric-1.0	2863	0	-
108	<a href="#">D100I</a>	Other Write	discrete	numeric-1.0	2863	0	-
109	<a href="#">D100J</a>	Other Speak	discrete	numeric-1.0	2863	0	-
110	<a href="#">D100S</a>	Other-Specify	discrete	character-30	256	0	-
111	<a href="#">Perf_ap</a>	Has your performance ever been appraised? (created)	discrete	numeric-4.2	2863	0	-
112	<a href="#">E010</a>	How often is your performance appraised?	discrete	numeric-1.0	2863	0	-
113	<a href="#">E011</a>	Who appraises your performance?	discrete	numeric-1.0	2537	326	-
114	<a href="#">E011S</a>	Other-Specify	discrete	character-30	73	0	-
115	<a href="#">E012</a>	Has your performance been appraised since your begun working for this establishment?	discrete	numeric-1.0	2537	326	-
116	<a href="#">E020</a>	Do you receive a feedback?	discrete	numeric-1.0	2418	445	-
117	<a href="#">F010</a>	Have you ever been promoted since you joined your current employer?	discrete	numeric-1.0	2863	0	-
118	<a href="#">F020A</a>	Year	continuous	numeric-2.0	609	2254	-
119	<a href="#">F020B</a>	Month	discrete	numeric-2.0	608	2255	-
120	<a href="#">G010</a>	How many hours do you usually work in a week?	continuous	numeric-3.0	2860	3	-
121	<a href="#">G020</a>	Are you entitled to annual leave days?	discrete	numeric-1.0	2863	0	-
122	<a href="#">G030A</a>	Calendar days	continuous	numeric-2.0	1966	897	-

<b>File Education_employee</b>							
#	Name	Label	Type	Format	Valid	Invalid	Question
123	<a href="#">G030B</a>	Working days	continuous	numeric-3.0	174	2689	-
124	<a href="#">G040</a>	How long does it take you to reach your workplace?	discrete	numeric-1.0	2863	0	-
125	<a href="#">G050</a>	Main mode of transport you use to reach your workplace	discrete	numeric-1.0	2863	0	-
126	<a href="#">G050S</a>	Other-Specify	discrete	character-30	50	0	-
127	<a href="#">G060</a>	Entitled to medical care assistance	discrete	numeric-1.0	2863	0	-
128	<a href="#">G061</a>	To what extent does it cover your medical expenses?	discrete	numeric-1.0	1925	938	-
129	<a href="#">G070</a>	Does the assistance extend to your family?	discrete	numeric-1.0	1925	938	-
130	<a href="#">G080A</a>	Clothing/Uniform	discrete	numeric-1.0	2863	0	-
131	<a href="#">G080B</a>	Protective gear	discrete	numeric-1.0	2863	0	-
132	<a href="#">G080C</a>	Accommodation	discrete	numeric-1.0	2863	0	-
133	<a href="#">G080D</a>	Transport	discrete	numeric-1.0	2863	0	-
134	<a href="#">G080E</a>	Pay to and from annual leave	discrete	numeric-1.0	2863	0	-
135	<a href="#">G080F</a>	Food	discrete	numeric-1.0	2863	0	-
136	<a href="#">G080G</a>	Free education for dependants	discrete	numeric-1.0	2863	0	-
137	<a href="#">G080H</a>	Maternal and paternal leave	discrete	numeric-1.0	2863	0	-
138	<a href="#">G080I</a>	Health and safety	discrete	numeric-1.0	2863	0	-
139	<a href="#">G080J</a>	Terminal benefits	discrete	numeric-1.0	2863	0	-
140	<a href="#">G080K</a>	Any other (specify)	discrete	numeric-1.0	2863	0	-
141	<a href="#">G080S</a>	Other-Specify	discrete	character-30	69	0	-
142	<a href="#">G090</a>	How often does your salary get increased?	discrete	numeric-1.0	2863	0	-
143	<a href="#">G091</a>	Is your salary annually adjusted for inflation?	discrete	numeric-1.0	830	2033	-
144	<a href="#">H010</a>	Member of any trade union	discrete	numeric-1.0	2863	0	-
145	<a href="#">H020</a>	If No, why?	discrete	numeric-1.0	1538	1325	-
146	<a href="#">H021</a>	Is your employer contributing regularly to the social security fund for you?	discrete	numeric-1.0	2863	0	-
147	<a href="#">H020S</a>	Other-Specify	discrete	character-30	216	0	-
148	<a href="#">H030A</a>	Extreme Dust, toxic gases	discrete	numeric-1.0	2863	0	-
149	<a href="#">H030B</a>	Extreme Noise	discrete	numeric-1.0	2863	0	-
150	<a href="#">H030C</a>	Extreme temperat. / humidity	discrete	numeric-1.0	2863	0	-
151	<a href="#">H030D</a>	Dangerous tools/animals	discrete	numeric-1.0	2863	0	-
152	<a href="#">H030E</a>	Work underground	discrete	numeric-1.0	2863	0	-
153	<a href="#">H030G</a>	Other (specify)	discrete	numeric-1.0	2863	0	-
154	<a href="#">H030S</a>	Other-Specify	discrete	character-30	71	0	-
155	<a href="#">I010A</a>	Verbal abuse	discrete	numeric-1.0	2863	0	-



<b>File Education_employee</b>							
#	Name	Label	Type	Format	Valid	Invalid	Question
156	<a href="#">I010B</a>	Physical abuse	discrete	numeric-1.0	2863	0	-
157	<a href="#">I010C</a>	Sexual harassment	discrete	numeric-1.0	2863	0	-
158	<a href="#">I010D</a>	Neglect	discrete	numeric-1.0	2863	0	-
159	<a href="#">I010E</a>	Non payment of salary	discrete	numeric-1.0	2863	0	-
160	<a href="#">I010F</a>	Non payment of other benefits	discrete	numeric-1.0	2863	0	-
161	<a href="#">I010G</a>	Delayed payments of salary	discrete	numeric-1.0	2863	0	-
162	<a href="#">I010H</a>	Delayed payments of benefits	discrete	numeric-1.0	2863	0	-
163	<a href="#">I010I</a>	Underpayment of salary	discrete	numeric-1.0	2863	0	-
164	<a href="#">I010J</a>	Fatigue	discrete	numeric-1.0	2863	0	-
165	<a href="#">I010K</a>	Excess workload/hours	discrete	numeric-1.0	2863	0	-
166	<a href="#">I010L</a>	Dependants	discrete	numeric-1.0	2863	0	-
167	<a href="#">I010M</a>	Discrimination (specify)	discrete	numeric-1.0	2863	0	-
168	<a href="#">I010MA</a>	Discrimination -specify	discrete	character-30	11	0	-
169	<a href="#">I010N</a>	Other (specify)	discrete	numeric-1.0	2863	0	-
170	<a href="#">I010S</a>	Other-Specify	discrete	character-30	38	0	-
171	<a href="#">I020A</a>	Inform HR management	discrete	numeric-1.0	2045	818	-
172	<a href="#">I020B</a>	Take painkillers	discrete	numeric-1.0	2045	818	-
173	<a href="#">I020C</a>	Talk to family members	discrete	numeric-1.0	2045	818	-
174	<a href="#">I020D</a>	Talk to supervisor	discrete	numeric-1.0	2045	818	-
175	<a href="#">I020E</a>	Inform police/lawyers	discrete	numeric-1.0	2045	818	-
176	<a href="#">I020F</a>	Inform manager/directors	discrete	numeric-1.0	2045	818	-
177	<a href="#">I020G</a>	Talk to friend	discrete	numeric-1.0	2045	818	-
178	<a href="#">I020H</a>	Ignore them	discrete	numeric-1.0	2045	818	-
179	<a href="#">I020I</a>	Inform the Labour Inspector	discrete	numeric-1.0	2045	818	-
180	<a href="#">I020J</a>	Ombudsman	discrete	numeric-1.0	2045	818	-
181	<a href="#">I020K</a>	Public Service Commission	discrete	numeric-1.0	2045	818	-
182	<a href="#">I020L</a>	Other (specify)	discrete	numeric-1.0	2030	833	-
183	<a href="#">I020S</a>	Other-Specify	discrete	character-30	40	0	-
184	<a href="#">J010</a>	Does your organization have a gender policy?	discrete	numeric-1.0	2863	0	-
185	<a href="#">J020</a>	Preferential treatment due to sex?	discrete	numeric-1.0	2863	0	-
186	<a href="#">J030A</a>	Quota for women (managm.)	discrete	numeric-1.0	192	2671	-
187	<a href="#">J030B</a>	Overall quota for women	discrete	numeric-1.0	192	2671	-
188	<a href="#">J030C</a>	Pref. recruitment for women	discrete	numeric-1.0	192	2671	-
189	<a href="#">J030D</a>	Pref. recruitment for men	discrete	numeric-1.0	192	2671	-
190	<a href="#">J030E</a>	Maternity leave	discrete	numeric-1.0	192	2671	-
191	<a href="#">J030F</a>	Differential retirement age	discrete	numeric-1.0	192	2671	-
192	<a href="#">J030G</a>	Preferential payment	discrete	numeric-1.0	192	2671	-

<b>File Education_employee</b>							
#	Name	Label	Type	Format	Valid	Invalid	Question
193	<a href="#">J030H</a>	Others (specify)	discrete	numeric-1.0	192	2671	-
194	<a href="#">J030S</a>	Other-Specify	discrete	character-29	4	0	-
195	<a href="#">J040A</a>	Quota for women (managm.)	discrete	numeric-1.0	2863	0	-
196	<a href="#">J040B</a>	Overall quota for women	discrete	numeric-1.0	2863	0	-
197	<a href="#">J040C</a>	Pref. recruitment for women	discrete	numeric-1.0	2863	0	-
198	<a href="#">J040D</a>	Pref. recruitment for men	discrete	numeric-1.0	2863	0	-
199	<a href="#">J040H</a>	Maternity leave	discrete	numeric-1.0	2863	0	-
200	<a href="#">J040E</a>	Differential retirement age	discrete	numeric-1.0	2863	0	-
201	<a href="#">J040F</a>	Preferential payment	discrete	numeric-1.0	2863	0	-
202	<a href="#">J040G</a>	Others (specify)	discrete	numeric-1.0	2863	0	-
203	<a href="#">J040S</a>	Other-Specify	discrete	character-30	62	0	-
204	<a href="#">K010</a>	Has your organization introduced the use of ICT?	discrete	numeric-1.0	2863	0	-
205	<a href="#">K020A</a>	Production	discrete	numeric-1.0	1917	946	-
206	<a href="#">K020B</a>	Marketing	discrete	numeric-1.0	1917	946	-
207	<a href="#">K020C</a>	Human resource management	discrete	numeric-1.0	1917	946	-
208	<a href="#">K020D</a>	Communication	discrete	numeric-1.0	1917	946	-
209	<a href="#">K020E</a>	Records management	discrete	numeric-1.0	1917	946	-
210	<a href="#">K020F</a>	Accounting/Finance/ Budgeting	discrete	numeric-1.0	1917	946	-
211	<a href="#">K020G</a>	Others (specify)	discrete	numeric-1.0	1917	946	-
212	<a href="#">K020H</a>	Recruitment	discrete	numeric-1.0	1917	946	-
213	<a href="#">K020S</a>	Other-Specify	discrete	character-30	109	0	-
214	<a href="#">K030A</a>	Production	discrete	numeric-1.0	1917	946	-
215	<a href="#">K030B</a>	Marketing	discrete	numeric-1.0	1917	946	-
216	<a href="#">K030C</a>	Human resource management	discrete	numeric-1.0	1917	946	-
217	<a href="#">K030D</a>	Communication	discrete	numeric-1.0	1917	946	-
218	<a href="#">K030E</a>	Records management	discrete	numeric-1.0	1917	946	-
219	<a href="#">K030F</a>	Accounting/Finance/ Budgeting	discrete	numeric-1.0	1917	946	-
220	<a href="#">K030G</a>	Others (specify)	discrete	numeric-1.0	1917	946	-
221	<a href="#">K030H</a>	Recruitment	discrete	numeric-1.0	1917	946	-
222	<a href="#">K030S</a>	Other-Specify	discrete	character-30	39	0	-
223	<a href="#">K040A</a>	Individual Computer	discrete	numeric-1.0	1917	946	-
224	<a href="#">K040B</a>	Shared computer	discrete	numeric-1.0	1917	946	-
225	<a href="#">K040C</a>	Private access to email	discrete	numeric-1.0	1917	946	-
226	<a href="#">K040D</a>	Common access to email	discrete	numeric-1.0	1917	946	-
227	<a href="#">K040E</a>	Access to internet	discrete	numeric-1.0	1917	946	-
228	<a href="#">K040F</a>	Others (specify).	discrete	numeric-1.0	1917	946	-
229	<a href="#">K040S</a>	Other-Specify	discrete	character-29	18	0	-

<b>File Education_employee</b>							
#	Name	Label	Type	Format	Valid	Invalid	Question
230	<a href="#">K050A</a>	Individual Computer	discrete	numeric-1.0	1917	946	-
231	<a href="#">K050B</a>	Shared computer	discrete	numeric-1.0	1917	946	-
232	<a href="#">K050C</a>	Private access to email	discrete	numeric-1.0	1917	946	-
233	<a href="#">K050D</a>	Common access to email	discrete	numeric-1.0	1917	946	-
234	<a href="#">K050E</a>	Access to internet	discrete	numeric-1.0	1917	946	-
235	<a href="#">K050F</a>	Others (specify).	discrete	numeric-1.0	1917	946	-
236	<a href="#">K050S</a>	Other-Specify	discrete	character-30	63	0	-
237	<a href="#">K060</a>	Do you feel properly equipped to make fully use of the potential of ICT at your workplace?	discrete	numeric-1.0	636	2227	-
238	<a href="#">L010</a>	monthly gross earnings	continuous	numeric-9.0	2839	24	-
239	<a href="#">L011</a>	What is your monthly net earnings?	continuous	numeric-9.0	2843	20	-
240	<a href="#">L020</a>	Mode of your monthly payment?	discrete	numeric-1.0	2863	0	-
241	<a href="#">L020S</a>	Other-Specify	discrete	character-28	2	0	-
242	<a href="#">L030</a>	Do you have another occupation / job/ employment?	discrete	numeric-1.0	2863	0	-
243	<a href="#">L040</a>	If yes, what kind of occupation / job	discrete	character-30	476	0	-
244	<a href="#">L040A</a>	ISCO Code	discrete	numeric-4.0	476	2387	-
245	<a href="#">ISCO1L040A</a>	ISCO_FIRST_LEVEL L040A	discrete	numeric-7.2	476	2387	-
246	<a href="#">L050</a>	average annual gross income from all additional job(s)?	discrete	numeric-9.0	465	2398	-
247	<a href="#">M010</a>	Do you have an HIV / AIDS policy at workplace?	discrete	numeric-1.0	2863	0	-
248	<a href="#">M020</a>	VCT services	discrete	numeric-1.0	2312	551	-
249	<a href="#">M02A</a>	Free ARVs for HIV+ workers	discrete	numeric-1.0	2312	551	-
250	<a href="#">M02B</a>	Free condom distribution	discrete	numeric-1.0	2312	551	-
251	<a href="#">M02C</a>	Free food for HIV+ workers	discrete	numeric-1.0	2312	551	-
252	<a href="#">M02E</a>	Equal rights	discrete	numeric-1.0	2312	551	-
253	<a href="#">M02D</a>	Others (specify)	discrete	numeric-1.0	2312	551	-
254	<a href="#">M020S</a>	Other-Specify	discrete	character-30	353	0	-
255	<a href="#">N020</a>	Are you currently looking for a different job?	discrete	numeric-1.0	2863	0	-
256	<a href="#">N030</a>	Which occupations are you targeting?	discrete	character-40	472	0	-
257	<a href="#">N0302</a>	Which occupations are you targeting?	discrete	character-40	215	0	-
258	<a href="#">N030A</a>	ISCO	discrete	numeric-4.0	480	2383	-
259	<a href="#">ISCO1N030A</a>	ISCO_FIRST_LEVEL N030A	discrete	numeric-7.2	480	2383	-

<b>File Education_employee</b>							
#	Name	Label	Type	Format	Valid	Invalid	Question
260	<a href="#">N030B</a>	ISCO	discrete	numeric-4.0	206	2657	-
261	<a href="#">ISCO1N030B</a>	ISCO_FIRST_LEVELN030B	discrete	numeric-5.2	206	2657	-
262	<a href="#">N050A</a>	Word of mouth/family/ friends	discrete	numeric-1.0	480	2383	-
263	<a href="#">N050B</a>	Unsolicited / passing-by	discrete	numeric-1.0	480	2383	-
264	<a href="#">N050C</a>	Internet, media	discrete	numeric-1.0	480	2383	-
265	<a href="#">N050D</a>	LMIS	discrete	numeric-1.0	480	2383	-
266	<a href="#">N050E</a>	Job agents / bureaus	discrete	numeric-1.0	480	2383	-
267	<a href="#">N050F</a>	Training institutions	discrete	numeric-1.0	480	2383	-
268	<a href="#">N050G</a>	Other (specify)	discrete	numeric-1.0	480	2383	-
269	<a href="#">N050S</a>	Other-Specify	discrete	character-30	30	0	-
270	<a href="#">N060</a>	Do you want to move away from your current residence to search for a new job?	discrete	numeric-1.0	2863	0	-
271	<a href="#">N070</a>	Why are you willing to move?	discrete	numeric-1.0	2229	634	-
272	<a href="#">N070S</a>	Other-Specify	discrete	character-30	78	0	-
273	<a href="#">N080</a>	Where do you want to move to?	discrete	numeric-1.0	2229	634	-
274	<a href="#">N090</a>	If you don't want to move, please indicate why	discrete	numeric-1.0	630	2233	-
275	<a href="#">N09A</a>	If you don't want to move, please indicate why	discrete	numeric-1.0	358	2505	-
276	<a href="#">N09B</a>	If you don't want to move, please indicate why	discrete	numeric-1.0	147	2716	-
277	<a href="#">N090S</a>	Other-Specify	discrete	character-30	198	0	-
278	<a href="#">N091</a>	If you only want to move within Rwanda or within EAC, please indicate why	discrete	numeric-1.0	988	1875	-
279	<a href="#">N09C</a>	If you only want to move within Rwanda or within EAC, please indicate why	discrete	numeric-1.0	690	2173	-
280	<a href="#">N09D</a>	If you only want to move within Rwanda or within EAC, please indicate why	discrete	numeric-1.0	359	2504	-
281	<a href="#">N091S</a>	Other-Specify	discrete	character-30	187	0	-
282	<a href="#">CODE</a>	-	continuous	numeric-4.0	2863	0	-
283	<a href="#">Year_int</a>	graduation year in interval	discrete	numeric-4.2	2370	493	-
284	<a href="#">B140_INT</a>	HOW LONG TO GET FIRST JOB	discrete	numeric-5.2	2863	0	-
285	<a href="#">D030_INT</a>	Year of training in interval	discrete	numeric-4.2	1752	1111	-
286	<a href="#">D050_INT</a>	MONTHS DURATION INT INTERVAL	discrete	numeric-4.2	1752	1111	-
287	<a href="#">F020A_INT</a>	LAST PROMOTION IN INTERVAL	discrete	numeric-4.2	609	2254	-
288	<a href="#">ISCED_MIF</a>	-	discrete	numeric-7.2	2863	0	-

File Education_employee							
#	Name	Label	Type	Format	Valid	Invalid	Question
289	<a href="#">Final_we..</a>	-	continuous	numeric-16.12	2863	0	-

File Education_employer							
#	Name	Label	Type	Format	Valid	Invalid	Question
1	<a href="#">id6</a>	SAMPLE CODE	continuous	numeric-8.0	505	0	-
2	<a href="#">zn</a>	Zone Number	discrete	numeric-2.0	505	0	-
3	<a href="#">id1</a>	5.1_PROVINCE	discrete	numeric-1.0	505	0	-
4	<a href="#">id2</a>	5.2_DISTRICT	discrete	numeric-1.0	505	0	-
5	<a href="#">id3</a>	5.3_SECTOR	discrete	numeric-2.0	505	0	-
6	<a href="#">id4</a>	5.4_CELL	discrete	numeric-2.0	505	0	-
7	<a href="#">id5</a>	5.5_VILLAGE	continuous	numeric-2.0	505	0	-
8	<a href="#">p1</a>	Province Name	discrete	character-10	505	0	-
9	<a href="#">p2</a>	District Name	discrete	character-15	505	0	-
10	<a href="#">p3</a>	Sector Name	discrete	character-15	505	0	-
11	<a href="#">p4</a>	Cell Name	discrete	character-15	505	0	-
12	<a href="#">p5</a>	Village Name	discrete	character-15	504	0	-
13	<a href="#">STRATA</a>	Education strata	discrete	numeric-11.0	505	0	-
14	<a href="#">samp1</a>	2.1.1.Population size High Position	continuous	numeric-4.0	505	0	-
15	<a href="#">samp2</a>	2.1.2.Population size Medium Position	continuous	numeric-4.0	505	0	-
16	<a href="#">samp3</a>	2.1.3.Population size Low Position	continuous	numeric-4.0	505	0	-
17	<a href="#">samp4</a>	2.2.4.Population size Total (A+B+C)	continuous	numeric-6.0	505	0	-
18	<a href="#">samp5</a>	2.2.1.Sample size High Position	continuous	numeric-4.0	505	0	-
19	<a href="#">samp6</a>	2.2.2.Sample size Medium Position	discrete	numeric-4.0	505	0	-
20	<a href="#">samp7</a>	2.2.3.Sample size Low Position	discrete	numeric-4.0	505	0	-
21	<a href="#">samp8</a>	2.2.4.Sample size Total (A+B+C)	continuous	numeric-6.0	505	0	-
22	<a href="#">qv1</a>	050.A.Visit 1	discrete	numeric-1.0	505	0	-
23	<a href="#">qv2</a>	050.A2.Vist 1 Other (specify)	discrete	character-25	5	0	-
24	<a href="#">qva</a>	050.B.Visit 2	discrete	numeric-1.0	109	396	-
25	<a href="#">qvb</a>	050.B2.Vist2 Other (specify)	discrete	character-25	1	0	-
26	<a href="#">qvc</a>	050.C.Visit 3	discrete	numeric-1.0	36	469	-
27	<a href="#">qvd</a>	050.C3.Vist3 Other (specify)	discrete	character-25	0	0	-
28	<a href="#">qve</a>	050.D.Reason of non response	discrete	numeric-1.0	4	501	-
29	<a href="#">qvf</a>	050.D.a.Other (Specify)	discrete	character-25	4	0	-

<b>File Education_employer</b>							
#	Name	Label	Type	Format	Valid	Invalid	Question
30	<a href="#">m3a010</a>	M3:A010 When was the institution established?	discrete	numeric-4.0	505	0	-
31	<a href="#">M3A010_int</a>	Starting time in interval	discrete	numeric-8.2	505	0	-
32	<a href="#">m3a020</a>	M3:A020 Ownership of establishment	discrete	numeric-2.0	505	0	-
33	<a href="#">m3a020a</a>	M3:A020a Other Specify	discrete	character-30	12	0	-
34	<a href="#">m3a030</a>	M3:A030 What type of training institution is this?	discrete	numeric-2.0	505	0	-
35	<a href="#">m3a030a</a>	M3A030a Other Specify	discrete	character-30	0	0	-
36	<a href="#">m3a040</a>	M3:A040 Does this establishment offer only day, only boardin	discrete	numeric-1.0	505	0	-
37	<a href="#">m3a050</a>	M3:A050 Does this establishment cater for?	discrete	numeric-1.0	505	0	-
38	<a href="#">m3a100</a>	M3:A100 Are you self accounting?	discrete	numeric-1.0	505	0	-
39	<a href="#">m3a101</a>	M3:A101 What is the the legal status of your establishment	discrete	numeric-1.0	505	0	-
40	<a href="#">m3a101a</a>	M3A101 Other Specify	discrete	character-30	460	0	-
41	<a href="#">m3a102a</a>	M3:A102a Rwandese Male shareholders	continuous	numeric-4.0	34	471	-
42	<a href="#">m3a102d</a>	M3:A102d Other EAC Male shareholders	discrete	numeric-4.0	34	471	-
43	<a href="#">m3a102g</a>	M3:A102g Rest of the World Male shareholders	discrete	numeric-4.0	34	471	-
44	<a href="#">a102a1</a>	M3A102 Other African/Male	continuous	numeric-4.0	34	471	-
45	<a href="#">m3a102b</a>	M3:A102b Rwandese female shareholders	continuous	numeric-4.0	34	471	-
46	<a href="#">m3a102e</a>	M3:A102e Other EAC female shareholders	discrete	numeric-4.0	34	471	-
47	<a href="#">m3a102h</a>	M3:A102h Rest of the World female shareholders	discrete	numeric-4.0	34	471	-
48	<a href="#">a102a2</a>	M3A102 Other African/ Female	continuous	numeric-4.0	34	471	-
49	<a href="#">m3a102c</a>	M3:A102c Rwandese Total shareholders	continuous	numeric-5.0	34	471	-
50	<a href="#">m3a102f</a>	M3:A102f Other EAC Total shareholders	discrete	numeric-5.0	34	471	-
51	<a href="#">m3a102i</a>	M3:A102i Rest of the World Total shareholders	discrete	numeric-5.0	34	471	-
52	<a href="#">a102a3</a>	M3A102 Other African Total	continuous	numeric-5.0	34	471	-
53	<a href="#">m3a102j</a>	M3:A102j Total Male shareholders	continuous	numeric-5.0	34	471	-
54	<a href="#">m3a102k</a>	M3:A102k Total female shareholders	continuous	numeric-5.0	34	471	-
55	<a href="#">m3a102l</a>	M3:A102l Total shareholders	continuous	numeric-5.0	34	471	-

<b>File Education_employer</b>							
#	Name	Label	Type	Format	Valid	Invalid	Question
56	<a href="#">m3a103</a>	M3:A103 Ownership of premises	discrete	numeric-1.0	505	0	-
57	<a href="#">m3a103a</a>	M3:A103 Other Specify	discrete	character-30	36	0	-
58	<a href="#">m3a104a</a>	M3:A104a access to the Postal services?	discrete	numeric-1.0	505	0	-
59	<a href="#">m3a104b</a>	M3:A104b access to Sick bay/ sick room?	discrete	numeric-1.0	505	0	-
60	<a href="#">m3a104c</a>	M3:A104c access to Internet?	discrete	numeric-1.0	505	0	-
61	<a href="#">m3a104d</a>	M3:A104d access to Computer laboratory?	discrete	numeric-1.0	505	0	-
62	<a href="#">m3a104e</a>	M3:A104e access to Science laboratory?	discrete	numeric-1.0	505	0	-
63	<a href="#">m3a104f</a>	M3:A104f access to the Electricity?	discrete	numeric-1.0	505	0	-
64	<a href="#">m3a104g</a>	M3:A104g access to Water?	discrete	numeric-1.0	505	0	-
65	<a href="#">m3b010a</a>	M3:B010 3. Total number of employees 2008(a)	continuous	numeric-5.0	468	37	-
66	<a href="#">m3b010d</a>	M3:B010 4. Teaching/ Training 2008(a)	continuous	numeric-5.0	468	37	-
67	<a href="#">m3b010g</a>	M3:B010 5. Administration 2008(a)	continuous	numeric-5.0	467	38	-
68	<a href="#">m3b010j</a>	M3:B010 6. Support staff 2008(a)	continuous	numeric-5.0	468	37	-
69	<a href="#">m3b010b</a>	M3:B010 3. Total number of employees 2009(b)	continuous	numeric-5.0	492	13	-
70	<a href="#">m3b010e</a>	M3:B010 4. Teaching/ Training 2009(b)	continuous	numeric-5.0	492	13	-
71	<a href="#">m3b010h</a>	M3:B010 5. Administration 2009(b)	continuous	numeric-5.0	491	14	-
72	<a href="#">m3b010k</a>	M3:B010 6. Support staff 2009(b)	continuous	numeric-5.0	492	13	-
73	<a href="#">m3b010c</a>	M3:B010 3. Total number of employees 2010(c)	continuous	numeric-5.0	494	11	-
74	<a href="#">m3b010f</a>	M3:B010 4. Teaching/ Training 2010(c)	continuous	numeric-5.0	494	11	-
75	<a href="#">m3b010i</a>	M3:B010 5. Administration 2010(c)	continuous	numeric-5.0	493	12	-
76	<a href="#">m3b010l</a>	M3:B010 6. Support staff 2010(c)	continuous	numeric-5.0	494	11	-
77	<a href="#">m3bo11a</a>	M3:BO11 How many of them are permanent? 2008(a)	continuous	numeric-6.0	469	36	-
78	<a href="#">m3bo11b</a>	M3:BO11 How many of them are permanent? 2009(b)	continuous	numeric-6.0	493	12	-
79	<a href="#">m3bo11c</a>	M3:BO11 How many of them are permanent? 2010(c)	continuous	numeric-6.0	495	10	-
80	<a href="#">m3b020a</a>	M3:B020 3. Total number of employees turnover for 2008	continuous	numeric-15.0	474	31	-

<b>File Education_employer</b>							
#	Name	Label	Type	Format	Valid	Invalid	Question
81	<a href="#">m3b020d</a>	M3:B020 4. total number of employees turnover for Teaching/T2008	continuous	numeric-15.0	474	31	-
82	<a href="#">m3b020g</a>	M3:B020 5. total number of employees turnover for Administra2008	discrete	numeric-15.0	473	32	-
83	<a href="#">m3b020j</a>	M3:B020 6. total number of employees turnover for Support st2008	discrete	numeric-15.0	473	32	-
84	<a href="#">m3b020b</a>	M3:B020 3. Total number of employees turnover for 2009	continuous	numeric-15.0	490	15	-
85	<a href="#">m3b020e</a>	M3:B020 4. total number of employees turnover for Teaching/T2009	continuous	numeric-15.0	490	15	-
86	<a href="#">m3b020h</a>	M3:B020 5. total number of employees turnover for Administra2009	discrete	numeric-15.0	489	16	-
87	<a href="#">m3b020k</a>	M3:B020 6. total number of employees turnover for Support st2009	discrete	numeric-15.0	488	17	-
88	<a href="#">m3b020c</a>	M3:B020 3. Total number of employees turnover for 2010	continuous	numeric-15.0	493	12	-
89	<a href="#">m3b020f</a>	M3:B020 4. total number of employees turnover for Teaching/T2010	continuous	numeric-15.0	493	12	-
90	<a href="#">m3b020i</a>	M3:B020 5. total number of employees turnover for Administra2010	discrete	numeric-15.0	492	13	-
91	<a href="#">m3b020l</a>	M3:B020 6. total number of employees turnover for Support st2010	discrete	numeric-15.0	491	14	-
92	<a href="#">m3b030</a>	M3:B030 Most common reason for staff turn over among male em	discrete	numeric-2.0	505	0	-
93	<a href="#">m3b030a</a>	M3:B030a Other Specify	discrete	character-30	176	0	-
94	<a href="#">m3b040</a>	M3:B040 Most common reason for staff turn over among male em	discrete	numeric-2.0	505	0	-
95	<a href="#">m3b040a</a>	M3B040a Other Specify	discrete	character-30	126	0	-
96	<a href="#">M3030A0</a>	Does your establishment have a plan to increase or decrease the no of employees ?	discrete	numeric-1.0	505	0	-
97	<a href="#">m3e010</a>	M3E010 Does your establishment have a staff training and dev	discrete	numeric-1.0	505	0	-
98	<a href="#">m3e020a</a>	M3E020 Apprenticeship	discrete	numeric-1.0	406	99	-
99	<a href="#">m3e020b</a>	M3E020 On the-job-training	discrete	numeric-1.0	406	99	-
100	<a href="#">m3e020c</a>	M3E020 Own Training Centre	discrete	numeric-1.0	406	99	-
101	<a href="#">m3e020d</a>	M3E020 Sponsorship to training instit. (local)	discrete	numeric-1.0	406	99	-



<b>File Education_employer</b>							
#	Name	Label	Type	Format	Valid	Invalid	Question
102	<a href="#">m3e020e</a>	M3E020 Sponsorship to training instit. (abroad)	discrete	numeric-1.0	406	99	-
103	<a href="#">m3e020f</a>	M3E020 Workshops	discrete	numeric-1.0	406	99	-
104	<a href="#">m3e020g</a>	M3E020 Other programs	discrete	numeric-1.0	406	99	-
105	<a href="#">m3e020h</a>	M3E020 Other programs (specify)	discrete	character-30	17	0	-
106	<a href="#">m3e030a</a>	M3E030 Apprenticeship	discrete	numeric-1.0	406	99	-
107	<a href="#">m3e030b</a>	M3E030 On the-job-training	discrete	numeric-1.0	406	99	-
108	<a href="#">m3e030c</a>	M3E030 Own Training Centre	discrete	numeric-1.0	406	99	-
109	<a href="#">m3e030d</a>	M3E030 Sponsorship to training instit. (local)	discrete	numeric-1.0	406	99	-
110	<a href="#">m3e030e</a>	M3E030 Sponsorship to training instit. (abroad)	discrete	numeric-1.0	406	99	-
111	<a href="#">m3e030f</a>	M3E030 Workshops	discrete	numeric-1.0	406	99	-
112	<a href="#">m3e030g</a>	M3E030 Other programs	discrete	numeric-1.0	406	99	-
113	<a href="#">m3e030h</a>	M3E030 Other programs (specify)	discrete	character-30	14	0	-
114	<a href="#">m3e040a</a>	M3E040 Apprenticeship	discrete	numeric-1.0	406	99	-
115	<a href="#">m3e040b</a>	M3E040 On the-job-training	discrete	numeric-1.0	406	99	-
116	<a href="#">m3e040c</a>	M3E040 Own Training Centre	discrete	numeric-1.0	406	99	-
117	<a href="#">m3e040d</a>	M3E040 Sponsorship to training instit. (local)	discrete	numeric-1.0	406	99	-
118	<a href="#">m3e040e</a>	M3E040 Sponsorship to training instit. (abroad)	discrete	numeric-1.0	406	99	-
119	<a href="#">m3e040f</a>	M3E040 Workshops	discrete	numeric-1.0	406	99	-
120	<a href="#">m3e040g</a>	M3E040 Other programs	discrete	numeric-1.0	406	99	-
121	<a href="#">m3e040h</a>	M3E040 Other programs (specify)	discrete	character-30	20	0	-
122	<a href="#">m3e050a</a>	M3E050 a.Managerial(Rectors, Head)	discrete	numeric-2.0	249	256	-
123	<a href="#">m3e050b</a>	M3E050 b.Supervisory (Dean)	discrete	numeric-2.0	257	248	-
124	<a href="#">m3e050c</a>	M3E050 c.Technical staff/ Professional	discrete	numeric-2.0	391	114	-
125	<a href="#">m3e050d</a>	M3E050 d.Clerical	discrete	numeric-2.0	146	359	-
126	<a href="#">m3e050e</a>	M3E050 e.Casual	discrete	numeric-2.0	72	433	-
127	<a href="#">m3e050f</a>	M3E050 f.Other Specify	discrete	character-30	5	0	-
128	<a href="#">m3e070</a>	M3E070 Does your establ. have in-house training facilities f	discrete	numeric-1.0	406	99	-
129	<a href="#">m3e071a</a>	M3E071a Do you have facilities for Training space	discrete	numeric-1.0	282	223	-
130	<a href="#">m3e071b</a>	M3E071b Do you have facilities for Specialised trainers	discrete	numeric-1.0	282	223	-

<b>File Education_employer</b>							
#	Name	Label	Type	Format	Valid	Invalid	Question
131	<a href="#">m3e071c</a>	M3E071c Do you have facilities for Computers/Lab	discrete	numeric-1.0	282	223	-
132	<a href="#">m3e071d</a>	M3E071d Do you have facilities for Projector	discrete	numeric-1.0	282	223	-
133	<a href="#">m3e071e</a>	M3E071e Do you have facilities for Training materials(manual	discrete	numeric-1.0	282	223	-
134	<a href="#">m3e071f</a>	M3E071f Do you have facilities for Laboratory	discrete	numeric-1.0	282	223	-
135	<a href="#">m3e071g</a>	M3E071g Do you have facilities for any other	discrete	numeric-1.0	282	223	-
136	<a href="#">e071ggg</a>	M3E071gg Specify	discrete	character-30	8	0	-
137	<a href="#">m3e080a</a>	M3E080a What skills / qualifications are in general lacking/ Managerial skills	discrete	numeric-1.0	505	0	-
138	<a href="#">m3e080b</a>	M3E080b What skills / qualifications are in general lacking/Technical skills	discrete	numeric-1.0	505	0	-
139	<a href="#">m3e080c</a>	M3E080c What skills / qualifications are in general lacking/Entrepreneurial skills	discrete	numeric-1.0	505	0	-
140	<a href="#">m3e080d</a>	M3E080d What skills / qualifications are in general lacking/Language skills	discrete	numeric-1.0	505	0	-
141	<a href="#">m3e080e</a>	M3E080e What skills / qualifications are in general lacking/Customer care	discrete	numeric-1.0	505	0	-
142	<a href="#">m3e080f</a>	M3E080f What skills in general lacking among your staff/Innovativeness/ Creativity	discrete	numeric-1.0	505	0	-
143	<a href="#">m3e080g</a>	M3E080g What skills in general lacking among your staff/IT skills	discrete	numeric-1.0	505	0	-
144	<a href="#">m3e080h</a>	M3E080h What skills in general lacking among your staff/Didactics/Teaching skills	discrete	numeric-1.0	505	0	-
145	<a href="#">m3e080i</a>	M3E080i What skills in general lacking among your staff/Communication skills	discrete	numeric-1.0	505	0	-
146	<a href="#">m3e080j</a>	M3E080j What skills in general lacking among your staff/Other	discrete	numeric-1.0	505	0	-
147	<a href="#">m3e080k</a>	M3E080k What skills in general lacking among your staff/Other specified	discrete	character-30	18	0	-
148	<a href="#">m3e090</a>	M3E090 Did you conduct any staff training in the last 12 mon	discrete	numeric-1.0	505	0	-
149	<a href="#">m3e100a</a>	M3E100a Area of training / Managerial skills	discrete	numeric-1.0	391	114	-

<b>File Education_employer</b>							
#	Name	Label	Type	Format	Valid	Invalid	Question
150	<a href="#">m3e100b</a>	M3E100b Area of training / Technical skills	discrete	numeric-1.0	391	114	-
151	<a href="#">m3e100c</a>	M3E100c Area of training / Entrepreneurial skills	discrete	numeric-1.0	391	114	-
152	<a href="#">m3e100d</a>	M3E100d Area of training / Language skills	discrete	numeric-1.0	391	114	-
153	<a href="#">m3e100e</a>	M3E100e Area of training / Customer care	discrete	numeric-1.0	391	114	-
154	<a href="#">m3e100f</a>	M3E100f Area of training/ Innovativeness/Creativity	discrete	numeric-1.0	391	114	-
155	<a href="#">m3e100g</a>	M3E100g Area of training/IT skills	discrete	numeric-1.0	391	114	-
156	<a href="#">m3e100h</a>	M3E100h Area of training/ Didactics/Teaching skills	discrete	numeric-1.0	391	114	-
157	<a href="#">m3e100i</a>	M3E100i Area of training/ Communication skills	discrete	numeric-1.0	391	114	-
158	<a href="#">m3e100j</a>	M3E100j Area of training/ Other	discrete	numeric-1.0	391	114	-
159	<a href="#">m3e100k</a>	M3E100k Area of training/ Other specified	discrete	character-30	25	0	-
160	<a href="#">m3e120</a>	M3E120 Do you face any challenges that limit your staff trai	discrete	numeric-1.0	504	1	-
161	<a href="#">m3e130a</a>	M3E130a Which challenges limit the training of your staff ?	discrete	numeric-1.0	469	36	-
162	<a href="#">m3e130b</a>	M3E130b Which challenges limit the training of your staff ?	discrete	numeric-1.0	390	115	-
163	<a href="#">m3e130c</a>	M3E130c Which challenges limit the training of your staff ?	discrete	numeric-1.0	256	249	-
164	<a href="#">e130e1</a>	M3E130d Other specify	discrete	character-30	12	0	-
165	<a href="#">TVT_GR</a>	Have you hired TVET graduate?	discrete	numeric-8.2	495	10	-
166	<a href="#">m3e131a</a>	M3E131 a M3E131 how satisfied are you with the performance	discrete	numeric-1.0	505	0	-
167	<a href="#">High_Gra</a>	Have you hired university graduates?	discrete	numeric-8.2	505	0	-
168	<a href="#">m3e131b</a>	M3E131 b how satisfied are you with the performance of Hig	discrete	numeric-1.0	505	0	-
169	<a href="#">e132a</a>	M3E132_1 TVET	discrete	numeric-2.0	505	0	-
170	<a href="#">e132c</a>	M3E132_2 TVET	discrete	numeric-2.0	361	144	-
171	<a href="#">e132e</a>	M3E132_3 TVET	discrete	numeric-2.0	239	266	-
172	<a href="#">e132b</a>	M3E132_1 Higher Inst	discrete	numeric-2.0	505	0	-
173	<a href="#">e132d</a>	M3E132_2 Higher Inst	discrete	numeric-2.0	373	132	-
174	<a href="#">e132f</a>	M3E132_3 Higher Inst	discrete	numeric-2.0	245	260	-

<b>File Education_employer</b>							
#	Name	Label	Type	Format	Valid	Invalid	Question
175	<a href="#">e132a1</a>	M3E132_1a Other Specify	discrete	character-30	39	0	-
176	<a href="#">e132b1</a>	M3E132_1b Other Specify	discrete	character-30	36	0	-
177	<a href="#">e132c1</a>	M3E132_2a Other Specify	discrete	character-30	24	0	-
178	<a href="#">e132c2</a>	M3E132_2b Other Specify	discrete	character-30	22	0	-
179	<a href="#">e132e1</a>	M3E132_3a Other Specify	discrete	character-30	14	0	-
180	<a href="#">e132e2</a>	M3E132_3b Other Specify	discrete	character-30	50	0	-
181	<a href="#">e140</a>	M3E140 Do you have an industrial attachment./ apprenticeship	discrete	numeric-1.0	505	0	-
182	<a href="#">e150a</a>	M3E150 Male	continuous	numeric-4.0	215	290	-
183	<a href="#">e150b</a>	M3E150 Female	continuous	numeric-4.0	215	290	-
184	<a href="#">e150c</a>	M3E150 Total	continuous	numeric-6.0	215	290	-
185	<a href="#">e151a</a>	M3E151a Male hired number in 2009	continuous	numeric-6.0	214	291	-
186	<a href="#">e151b</a>	M3E151b Female hired number in 2009	discrete	numeric-6.0	214	291	-
187	<a href="#">e151c</a>	M3E151c Total hired number in 2009	continuous	numeric-6.0	214	291	-
188	<a href="#">e151d</a>	M3E151d Male hired number in 2010	continuous	numeric-6.0	214	291	-
189	<a href="#">e151e</a>	M3E151e Female hired number in 2010	continuous	numeric-6.0	214	291	-
190	<a href="#">e151f</a>	M3E151f Total hired number in 2010	continuous	numeric-6.0	214	291	-
191	<a href="#">e151g</a>	M3E151g Male hired number in 2011	continuous	numeric-6.0	215	290	-
192	<a href="#">e151h</a>	M3E151h Female hired number in 2011	continuous	numeric-6.0	215	290	-
193	<a href="#">e151i</a>	M3E151i Total hired number in 2011	continuous	numeric-6.0	215	290	-
194	<a href="#">m3e152</a>	M3E152 Do interns take part in specifically designed trainin	discrete	numeric-1.0	215	290	-
195	<a href="#">m3e153</a>	M3E153 How long on average are the apprenticeships / interns	discrete	numeric-2.0	214	291	-
196	<a href="#">m3e154</a>	M3E154 What are the financial agreements?	discrete	numeric-2.0	215	290	-
197	<a href="#">e155a</a>	M3E155a What is the reason for not hosting interns	discrete	numeric-1.0	288	217	-
198	<a href="#">e155b</a>	M3E155b What is the reason for not hosting interns	discrete	numeric-1.0	137	368	-
199	<a href="#">e155c</a>	M3E155c What is the reason for not hosting interns	discrete	numeric-1.0	39	466	-
200	<a href="#">e155</a>	M3E155 Specify	discrete	character-30	64	0	-
201	<a href="#">f001</a>	M3F001 What was the major source of your start- up capital	discrete	numeric-2.0	305	200	-

<b>File Education_employer</b>							
#	Name	Label	Type	Format	Valid	Invalid	Question
202	<a href="#">f001a</a>	M3F001 Other Specify	discrete	character-30	133	0	-
203	<a href="#">f002</a>	M3F002 If own saving, what was the major source?	discrete	numeric-1.0	6	499	-
204	<a href="#">f002a</a>	M3F002 Other Specify	discrete	character-30	1	0	-
205	<a href="#">f003</a>	M3F003 Have you ever applied for a loan from a bank or anot	discrete	numeric-1.0	305	200	-
206	<a href="#">f004a</a>	M3F004 a Reason of No need	discrete	numeric-1.0	201	304	-
207	<a href="#">f004b</a>	M3F004 b No guarantee	discrete	numeric-1.0	201	304	-
208	<a href="#">f004c</a>	M3F004 c Long procedures	discrete	numeric-1.0	201	304	-
209	<a href="#">f004d</a>	M3F004 d High interest rate	discrete	numeric-1.0	201	304	-
210	<a href="#">f004e</a>	M3F004 e Lack of information	discrete	numeric-1.0	201	304	-
211	<a href="#">f004f</a>	M3F004 f Fear of risks	discrete	numeric-1.0	201	304	-
212	<a href="#">f004g</a>	M3F004 g Other	discrete	numeric-1.0	200	305	-
213	<a href="#">f004h</a>	M3F004 h Other Specify	discrete	character-30	10	0	-
214	<a href="#">f005</a>	M3F005 Have you received a loan from a bank or another fina	discrete	numeric-1.0	96	409	-
215	<a href="#">f006a</a>	M3F006 a Reason Poor/No business plan	discrete	numeric-1.0	7	498	-
216	<a href="#">f006b</a>	M3F006 b No guarantee/ Insufficient	discrete	numeric-1.0	7	498	-
217	<a href="#">f006c</a>	M3F006 c Lack of start_up fund	discrete	numeric-1.0	7	498	-
218	<a href="#">f006d</a>	M3F006 d No feedback from the bank	discrete	numeric-1.0	7	498	-
219	<a href="#">f006e</a>	M3F006 e Other	discrete	numeric-1.0	7	498	-
220	<a href="#">f006f</a>	M3F006 f Other Specify	discrete	character-30	1	0	-
221	<a href="#">f010a</a>	Number of Permanent employees receiving wage	continuous	numeric-4.0	501	4	-
222	<a href="#">f010e</a>	Number of permanent employee receing Bonuses	continuous	numeric-4.0	501	4	-
223	<a href="#">f010i</a>	Number of permanent employee receing allowances	continuous	numeric-4.0	501	4	-
224	<a href="#">f010m</a>	Number of permanent employee receing social security contribution	continuous	numeric-4.0	501	4	-
225	<a href="#">f010q</a>	Number of permanent employee receing training	continuous	numeric-4.0	501	4	-
226	<a href="#">f010u</a>	Number of permanent employee receing other benefits	continuous	numeric-4.0	501	4	-
227	<a href="#">f010b</a>	Amount Paid to permanent employees for wages and salaries/over time	continuous	numeric-15.0	499	6	-

<b>File Education_employer</b>							
#	Name	Label	Type	Format	Valid	Invalid	Question
228	<a href="#">f010f</a>	Amount Paid to permanent employees for bonus	continuous	numeric-15.0	500	5	-
229	<a href="#">f010j</a>	Amount Paid to permanent employees for allowances	continuous	numeric-15.0	501	4	-
230	<a href="#">f010n</a>	Amount Paid to permanent employees for social security	continuous	numeric-15.0	499	6	-
231	<a href="#">f010r</a>	Amount Paid to permanent employees for training	continuous	numeric-15.0	500	5	-
232	<a href="#">f010v</a>	Amount Paid to permanent employees for other benefits	continuous	numeric-15.0	501	4	-
233	<a href="#">T_P</a>	Total expenditure to permanent	continuous	numeric-8.2	501	4	-
234	<a href="#">f010c</a>	Number of temporarily employees receiving wage	continuous	numeric-4.0	494	11	-
235	<a href="#">f010g</a>	Number of temporarily employees receiving bonus	discrete	numeric-4.0	493	12	-
236	<a href="#">f010k</a>	Number of temporarily employees receiving allowances	discrete	numeric-4.0	492	13	-
237	<a href="#">f010o</a>	Number of temporarily employees receiving socialsecurity contribution	continuous	numeric-4.0	494	11	-
238	<a href="#">f010s</a>	Number of temporarily employees receiving training	continuous	numeric-4.0	495	10	-
239	<a href="#">f010w</a>	Number of temporarily employees receiving other benefits	discrete	numeric-4.0	493	12	-
240	<a href="#">f010d</a>	Amount Paid to temporarily employees for wages and salaries/over time	continuous	numeric-15.0	494	11	-
241	<a href="#">f010h</a>	Amount Paid to temporarily employees for bonus	continuous	numeric-15.0	493	12	-
242	<a href="#">f010l</a>	Amount Paid to temporarily employees for allowances	continuous	numeric-15.0	492	13	-
243	<a href="#">f010p</a>	Amount Paid to temporarily employees for social security contribution	continuous	numeric-15.0	494	11	-
244	<a href="#">f010t</a>	Amount Paid to temporarily employees for training	continuous	numeric-15.0	495	10	-
245	<a href="#">f010x</a>	Amount Paid to temporarily employees for other benefits	continuous	numeric-15.0	495	10	-
246	<a href="#">T_T</a>	Total expenditure to temporarily	continuous	numeric-8.2	497	8	-
247	<a href="#">m3f050</a>	M3F050 major sources of funding for this institution	discrete	numeric-2.0	504	1	-
248	<a href="#">m3f05a</a>	M3F050 Other Specify	discrete	character-30	7	0	-
249	<a href="#">g010a1</a>	M3G010 1st source_Low skil(position)<A2	discrete	numeric-1.0	505	0	-
250	<a href="#">g010a2</a>	M3G010 1st source_High and middle skilled(position)>A2	discrete	numeric-1.0	505	0	-

<b>File Education_employer</b>							
#	Name	Label	Type	Format	Valid	Invalid	Question
251	<a href="#">g010b1</a>	M3G010 2nd source_Low skil(position)<A2	discrete	numeric-1.0	99	406	-
252	<a href="#">g010b2</a>	M3G010 2nd source_High and middle skilled(position)>A2	discrete	numeric-1.0	126	379	-
253	<a href="#">g010c1</a>	M3G010 3rd source_Low skil(position)<A2	discrete	numeric-1.0	18	487	-
254	<a href="#">g010c2</a>	M3G010 3rd source_High and middle skilled(position)>A2	discrete	numeric-1.0	27	478	-
255	<a href="#">g010</a>	M3G010 Other Specify	discrete	character-30	237	0	-
256	<a href="#">g011</a>	M3G011 In the last year, have you recruited any person in y	discrete	numeric-1.0	505	0	-
257	<a href="#">g020</a>	M3G020 In the last year, have you advertised any post?	discrete	numeric-1.0	505	0	-
258	<a href="#">g040</a>	M3G040 Have you ever used LMIS?	discrete	numeric-1.0	505	0	-
259	<a href="#">g041a</a>	M3G041 1st experience with LMIS	discrete	numeric-1.0	14	491	-
260	<a href="#">g041b</a>	M3G041 2nd experience with LMIS	discrete	numeric-1.0	12	493	-
261	<a href="#">g041c</a>	M3G041 3rd experience with LMIS	discrete	numeric-1.0	6	499	-
262	<a href="#">g041</a>	M3G041 Other Specify	discrete	character-30	1	0	-
263	<a href="#">g042</a>	M3G042 As you did not use LMIS, have you heard about it?	discrete	numeric-1.0	487	18	-
264	<a href="#">g043a</a>	M3G043 1st Reason why not Using LMIS	discrete	numeric-1.0	139	366	-
265	<a href="#">g043b</a>	M3G043 2nd Reason why not Using LMIS	discrete	numeric-1.0	54	451	-
266	<a href="#">g043c</a>	M3G043 3rd Reason why not Using LMIS	discrete	numeric-1.0	8	497	-
267	<a href="#">g043d</a>	M3G043 Other Specify	discrete	character-30	45	0	-
268	<a href="#">g050</a>	M3G050 Do you currently envisage hiring non- nationals?	discrete	numeric-1.0	505	0	-
269	<a href="#">g051a</a>	M3G051 1st reason	discrete	numeric-1.0	204	301	-
270	<a href="#">g051b</a>	M3G051 2nd reason	discrete	numeric-1.0	126	379	-
271	<a href="#">g051c</a>	M3G051 3rd reason	discrete	numeric-1.0	47	458	-
272	<a href="#">g051s</a>	M3G051 Other Specify	discrete	character-30	34	0	-
273	<a href="#">g052a</a>	M3G052 1st countries / regions	discrete	numeric-1.0	204	301	-
274	<a href="#">g052b</a>	M3G052 2nd countries / regions	discrete	numeric-1.0	126	379	-
275	<a href="#">g052c</a>	M3G052 3rd countries / regions	discrete	numeric-1.0	55	450	-

<b>File Education_employer</b>							
#	Name	Label	Type	Format	Valid	Invalid	Question
276	<a href="#">g053a</a>	M3G053 1st Reason why not envisage hiring non-national?	discrete	numeric-1.0	294	211	-
277	<a href="#">g053b</a>	M3G053 2nd Reason why not envisage hiring non-national?	discrete	numeric-1.0	210	295	-
278	<a href="#">g053c</a>	M3G053 3rd Reason why not envisage hiring non-national?	discrete	numeric-1.0	139	366	-
279	<a href="#">g053d</a>	M3G053 Other Specify	discrete	character-30	49	0	-
280	<a href="#">h040a</a>	M3H040 1st obstacle	discrete	numeric-1.0	106	399	-
281	<a href="#">h040b</a>	M3H040 2nd obstacle	discrete	numeric-1.0	35	470	-
282	<a href="#">h040c</a>	M3H040 3rd obstacle	discrete	numeric-1.0	16	489	-
283	<a href="#">h040</a>	M3H040 Other Specify	discrete	character-30	18	0	-
284	<a href="#">h041a</a>	M3H041 1st Need	discrete	numeric-1.0	106	399	-
285	<a href="#">h041b</a>	M3H041 2nd Need	discrete	numeric-1.0	48	457	-
286	<a href="#">h041c</a>	M3H041 3rd Need	discrete	numeric-1.0	28	477	-
287	<a href="#">h041d</a>	M3H041 Other Specify	discrete	character-30	26	0	-
288	<a href="#">h050</a>	M3H050 Do you conduct Tracer studies?	discrete	numeric-1.0	106	399	-
289	<a href="#">h060</a>	M3H060 How long does it take for a former student to get emp	discrete	numeric-1.0	106	399	-
290	<a href="#">h070a</a>	M3H070 1st relevance of training Programme	discrete	numeric-1.0	106	399	-
291	<a href="#">h070b</a>	M3H070 2nd relevance of training Programme	discrete	numeric-1.0	38	467	-
292	<a href="#">h070c</a>	M3H070 3rd relevance of training Programme	discrete	numeric-1.0	22	483	-
293	<a href="#">h070d</a>	M3H070 Other Specify	discrete	character-30	13	0	-
294	<a href="#">h080</a>	M3H080 Does your institution offer long distance learning	discrete	numeric-1.0	106	399	-
295	<a href="#">h090</a>	M3H090 Does your institution offer part time studies	discrete	numeric-1.0	106	399	-
296	<a href="#">i020</a>	M3I020 Is your institution a member of any organization/ asso	discrete	numeric-1.0	505	0	-
297	<a href="#">i030</a>	M3I030 Name one of the organization	discrete	character-30	120	0	-
298	<a href="#">i040</a>	M3I040 In the past year have you received any cooperation or	discrete	numeric-1.0	123	382	-
299	<a href="#">i060</a>	M3I060 Is your institution affiliated to another organisation	discrete	numeric-1.0	505	0	-
300	<a href="#">j010</a>	M3J010 Does your organization have a gender policy	discrete	numeric-1.0	505	0	-



<b>File Education_employer</b>							
#	Name	Label	Type	Format	Valid	Invalid	Question
301	<a href="#">j020</a>	M3J020 Does your organisation practice preferential treatment	discrete	numeric-1.0	505	0	-
302	<a href="#">j030a</a>	M3J030 Quota of management positions for women	discrete	numeric-1.0	52	453	-
303	<a href="#">j030b</a>	M3J030 Overall quota for women	discrete	numeric-1.0	52	453	-
304	<a href="#">j030c</a>	M3J030 Preferential recruitment for women	discrete	numeric-1.0	52	453	-
305	<a href="#">j030d</a>	M3J030 Preferential recruitment for men	discrete	numeric-1.0	52	453	-
306	<a href="#">j030e</a>	M3J030 Maternity leave	discrete	numeric-1.0	52	453	-
307	<a href="#">j030f</a>	M3J030 Differential retirement age	discrete	numeric-1.0	52	453	-
308	<a href="#">j030g</a>	M3J030 Preferential payment	discrete	numeric-1.0	52	453	-
309	<a href="#">j030h</a>	M3J030 Other	discrete	numeric-1.0	52	453	-
310	<a href="#">j030i</a>	M3J030 Other Specify	discrete	character-30	1	0	-
311	<a href="#">k010</a>	M3K010 Do you have an HIV and AIDS in your workplace	discrete	numeric-1.0	505	0	-
312	<a href="#">k020a</a>	M3K020 HIV AIDS VCT services VCT services	discrete	numeric-1.0	483	22	-
313	<a href="#">k020b</a>	M3K020 Free ARVs for workers who are HIV+	discrete	numeric-1.0	483	22	-
314	<a href="#">k020c</a>	M3K020 Free condom distribution for workers	discrete	numeric-1.0	483	22	-
315	<a href="#">k020d</a>	M3K020 Free food rations for workers who are HIV+	discrete	numeric-1.0	483	22	-
316	<a href="#">k020e</a>	M3K020 Workers' rights	discrete	numeric-1.0	483	22	-
317	<a href="#">k020f</a>	M3K020 Others	discrete	numeric-1.0	483	22	-
318	<a href="#">k020g</a>	M3K020 Other Specify	discrete	character-30	103	0	-
319	<a href="#">l010</a>	M3L010 Has your institution introduced ICT use	discrete	numeric-1.0	505	0	-
320	<a href="#">l020a</a>	M3L020 ICT Used for Production/Teaching	discrete	numeric-1.0	237	268	-
321	<a href="#">l020b</a>	M3L020 ICT Used for Marketing	discrete	numeric-1.0	237	268	-
322	<a href="#">l020c</a>	M3L020 ICT Used for Human resource management	discrete	numeric-1.0	237	268	-
323	<a href="#">l020d</a>	M3L020 ICT Used for Communication	discrete	numeric-1.0	237	268	-
324	<a href="#">l020e</a>	M3L020 ICT Used for Records management	discrete	numeric-1.0	237	268	-
325	<a href="#">l020f</a>	M3L020 ICT Used for Accounting/Finance/Planning/Budgeting	discrete	numeric-1.0	237	268	-
326	<a href="#">l020g</a>	M3L020 ICT Used for Employment	discrete	numeric-1.0	237	268	-

<b>File Education_employer</b>							
#	Name	Label	Type	Format	Valid	Invalid	Question
327	<a href="#">I020h</a>	M3L020 ICT Used for any Other	discrete	numeric-1.0	237	268	-
328	<a href="#">I020i</a>	M3L020 for any Other please Specify	discrete	character-30	7	0	-
329	<a href="#">I030a</a>	M3L030 how has the use of ICT affected the Production/Teachi	discrete	numeric-1.0	237	268	-
330	<a href="#">I030b</a>	M3L030 how has the use of ICT affected the Marketing	discrete	numeric-1.0	237	268	-
331	<a href="#">I030c</a>	M3L030 how has the use of ICT affected Human resource manage	discrete	numeric-1.0	237	268	-
332	<a href="#">I030d</a>	M3L030 how has the use of ICT affected the Communication	discrete	numeric-1.0	237	268	-
333	<a href="#">I030e</a>	M3L030 how has the use of ICT affected the Records management	discrete	numeric-1.0	237	268	-
334	<a href="#">I030f</a>	M3L030 how has the use of ICT affected the Accounting	discrete	numeric-1.0	237	268	-
335	<a href="#">I030g</a>	M3L030 how has the use of ICT affected the Employment	discrete	numeric-1.0	237	268	-
336	<a href="#">I030h</a>	M3L030 how has the use of ICT affected Other	discrete	numeric-1.0	237	268	-
337	<a href="#">I030i</a>	M3L030 Other Specify	discrete	character-30	4	0	-
338	<a href="#">I040a</a>	M3L040 1st challenge	discrete	numeric-2.0	237	268	-
339	<a href="#">I040b</a>	M3L040 2nd challenge	discrete	numeric-2.0	212	293	-
340	<a href="#">I040c</a>	M3L040 3rd challenge	discrete	numeric-2.0	164	341	-
341	<a href="#">I040d</a>	M3L040 Other specify	discrete	character-30	11	0	-
342	<a href="#">nbrc10</a>	M3C10 Number of Permanent posts (Citizenship and Gross renum	continuous	numeric-3.0	503	2	-
343	<a href="#">nbrc20</a>	M3C020 Number of Permanent posts (Reasons why the post is va	discrete	numeric-3.0	447	58	-
344	<a href="#">nbrc30</a>	M3030 Number of Staff and Skills	continuous	numeric-3.0	346	159	-
345	<a href="#">nbrc3a</a>	M3031 Number of Enrollement by programme	continuous	numeric-3.0	290	215	-
346	<a href="#">nbrg3</a>	M3G30 Number of Enrollement by programme	discrete	numeric-3.0	231	274	-
347	<a href="#">Final_we..</a>	Final weight	continuous	numeric-11.4	505	0	-

<b>File Formal_employee</b>							
#	Name	Label	Type	Format	Valid	Invalid	Question
1	<a href="#">IDA</a>	SAMPLE CODE	continuous	numeric-8.0	17345	0	-
2	<a href="#">ID9</a>	Fiche Number	continuous	numeric-3.0	17345	0	-

<b>File Formal_employee</b>							
#	Name	Label	Type	Format	Valid	Invalid	Question
3	<a href="#">F020B</a>	Month	continuous	numeric-2.0	3468	13877	-
4	<a href="#">ZN</a>	Zone Number	continuous	numeric-2.0	17344	1	-
5	<a href="#">STRATUM</a>	ACTIVITY SECTOR	discrete	numeric-1.0	17345	0	-
6	<a href="#">ID1</a>	PROVINCE / KIGALI CITY	discrete	numeric-1.0	17345	0	-
7	<a href="#">ID2</a>	DISTRICT	discrete	numeric-1.0	17345	0	-
8	<a href="#">ID3</a>	SECTOR	discrete	numeric-2.0	17345	0	-
9	<a href="#">ID4</a>	CELL	discrete	numeric-2.0	17345	0	-
10	<a href="#">ID5</a>	VILLAGE	continuous	numeric-2.0	17345	0	-
11	<a href="#">P1</a>	Province Name	discrete	character-10	17344	0	-
12	<a href="#">P2</a>	District Name	discrete	character-10	17344	0	-
13	<a href="#">P3</a>	Sector Name	discrete	character-12	17344	0	-
14	<a href="#">P4</a>	Cell Name	discrete	character-15	17326	0	-
15	<a href="#">P5</a>	Village Name	discrete	character-15	17315	0	-
16	<a href="#">OCCUPATI..</a>	OCCUPATION LEVEL	discrete	numeric-1.0	17345	0	-
17	<a href="#">A020</a>	M2:A020 Sex	discrete	numeric-1.0	17345	0	-
18	<a href="#">A030</a>	M2:A030 Age in compl. years	continuous	numeric-4.0	17345	0	-
19	<a href="#">Ag_group</a>	(Age_group)	discrete	numeric-5.2	17345	0	-
20	<a href="#">A040</a>	M2:A040 Marital status	discrete	numeric-1.0	17345	0	-
21	<a href="#">A050</a>	M2:A050 Nationality	discrete	numeric-1.0	17345	0	-
22	<a href="#">A050A</a>	The rest of Africa (specify)	discrete	character-30	119	0	-
23	<a href="#">A050B</a>	The rest of the world (specify)	discrete	character-11	40	0	-
24	<a href="#">A060</a>	M2:A060 Do you have any disability?	discrete	numeric-1.0	17345	0	-
25	<a href="#">A070</a>	M2:A070 Type of disability	discrete	numeric-2.0	315	17030	-
26	<a href="#">DISABILI..</a>	Disability Specify	discrete	character-30	25	0	-
27	<a href="#">B010</a>	Current main occupation / job title	discrete	character-30	17342	0	-
28	<a href="#">B010A</a>	ISCO	discrete	numeric-4.0	17345	0	-
29	<a href="#">ISCO1B010A</a>	ISCO_FIRST_LEVEL B010A	discrete	numeric-5.2	17345	0	-
30	<a href="#">B011</a>	Nature of your employment contract	discrete	numeric-1.0	17343	2	-
31	<a href="#">B011S</a>	Other-Specify	discrete	character-30	45	0	-
32	<a href="#">B020</a>	Type of contract of your main employment	discrete	numeric-1.0	17345	0	-
33	<a href="#">B020S</a>	Other-Specify	discrete	character-30	33	0	-
34	<a href="#">B021</a>	In which way did you get the current job?	discrete	numeric-1.0	17345	0	-
35	<a href="#">B021S</a>	Other-specify	discrete	character-30	429	0	-
36	<a href="#">B030</a>	When did you start working for this organization?	continuous	numeric-4.0	17345	0	-

<b>File Formal_employee</b>							
#	Name	Label	Type	Format	Valid	Invalid	Question
37	<a href="#">B030_int</a>	Interval B030	discrete	numeric-2.0	17345	0	-
38	<a href="#">B031</a>	Does your current job match your official education	discrete	numeric-1.0	17345	0	-
39	<a href="#">B040</a>	Is this your first employment in Rwanda	discrete	numeric-1.0	17345	0	-
40	<a href="#">B050</a>	Establishment you worked for before joining your current employer?	discrete	numeric-1.0	9375	7970	-
41	<a href="#">B050S</a>	Other-specify	discrete	character-30	114	0	-
42	<a href="#">B051</a>	What was your employment status	discrete	numeric-1.0	9375	7970	-
43	<a href="#">B060</a>	Establishment's main economic activity	discrete	character-30	9358	0	-
44	<a href="#">B060A</a>	ISIC	discrete	numeric-4.0	9375	7970	-
45	<a href="#">ISIC1B060A</a>	ISIC_LEVEL1B060A	discrete	numeric-7.2	9375	7970	-
46	<a href="#">B070</a>	What was your occupation	discrete	character-30	9368	0	-
47	<a href="#">B070A</a>	ISCO	discrete	numeric-4.0	9375	7970	-
48	<a href="#">ISCO1B070A</a>	ISCO_FIRST_LEVEL B070A	discrete	numeric-7.2	9375	7970	-
49	<a href="#">B080</a>	How long did you work in the previous job?	continuous	numeric-2.0	9375	7970	-
50	<a href="#">B080_INT</a>	Working experience in interval	discrete	numeric-4.2	9375	7970	-
51	<a href="#">B090</a>	What was the main reason you left your previous job?	discrete	numeric-1.0	9375	7970	-
52	<a href="#">B090S</a>	Other-Specify	discrete	character-30	2251	0	-
53	<a href="#">B100A</a>	Ministry and other institutions	continuous	numeric-2.0	9370	7975	-
54	<a href="#">B100B</a>	Parastatal	continuous	numeric-2.0	9369	7976	-
55	<a href="#">B100C</a>	Company	continuous	numeric-2.0	9370	7975	-
56	<a href="#">B100D</a>	Co-operative	continuous	numeric-2.0	9369	7976	-
57	<a href="#">B100E</a>	NGO/CSO/CBO	continuous	numeric-2.0	9369	7976	-
58	<a href="#">B100F</a>	Other (specify)	continuous	numeric-2.0	9353	7992	-
59	<a href="#">T_ex</a>	Total experience	continuous	numeric-5.2	9370	7975	-
60	<a href="#">B100S</a>	Other-Specify	discrete	character-30	86	0	-
61	<a href="#">B101</a>	Did your first job match your education?	discrete	numeric-1.0	9375	7970	-
62	<a href="#">B110</a>	Highest level of education when you first enter the labour market	discrete	numeric-1.0	17345	0	-
63	<a href="#">B120</a>	Year of your graduation before entering the labour market	continuous	numeric-4.0	11350	5995	-
64	<a href="#">Year_int</a>	graduation year in interval	discrete	numeric-1.0	11350	5995	-
65	<a href="#">B140</a>	Year	continuous	numeric-2.0	17292	53	-

<b>File Formal_employee</b>							
#	Name	Label	Type	Format	Valid	Invalid	Question
66	<a href="#">B140_INT</a>	HOW LONG TO GET FIRST JOB	discrete	numeric-5.2	17345	0	-
67	<a href="#">B140B</a>	Months	discrete	numeric-2.0	17345	0	-
68	<a href="#">C010</a>	Highest level of formal education	discrete	numeric-2.0	17345	0	-
69	<a href="#">C010S</a>	Other-Specify	discrete	character-30	135	0	-
70	<a href="#">C020</a>	Field of specialization	discrete	character-30	9691	0	-
71	<a href="#">C020A</a>	ISCED Code	discrete	numeric-4.0	9674	7671	-
72	<a href="#">ISCED1C0..</a>	ISCED-LEVELC020A	discrete	numeric-5.2	9674	7671	-
73	<a href="#">ISCED2C0..</a>	ISCED -LEVEL2C020A	discrete	numeric-5.2	9674	7671	-
74	<a href="#">C021</a>	Where did you got your highest level of education	discrete	numeric-1.0	9698	7647	-
75	<a href="#">C030</a>	Are you currently enrolled for further training (formal Education)?	discrete	numeric-1.0	17345	0	-
76	<a href="#">C040</a>	Field/type of training	discrete	character-60	2890	0	-
77	<a href="#">C040A</a>	ISCED code	discrete	numeric-4.0	2869	14476	-
78	<a href="#">ISCED1C0..</a>	ISCED-LEVELC040A	discrete	numeric-4.2	2898	14447	-
79	<a href="#">ISCED2C0..</a>	ISCED -LEVEL2C040A	discrete	numeric-5.2	2869	14476	-
80	<a href="#">C041</a>	Anticipated qualification	discrete	numeric-2.0	2898	14447	-
81	<a href="#">C041S</a>	Other-Specify	discrete	character-30	83	0	-
82	<a href="#">D010</a>	Have you received any other kind of training since you joined your current employer?	discrete	numeric-1.0	17345	0	-
83	<a href="#">D020</a>	What was the major field of training?	discrete	character-30	8401	0	-
84	<a href="#">D020A</a>	ISCED	discrete	numeric-4.0	8392	8953	-
85	<a href="#">ISCED1D0..</a>	ISCED-LEVELD020A	discrete	numeric-4.2	8412	8933	-
86	<a href="#">ISCED2D0..</a>	ISCED -LEVEL2D020A	discrete	numeric-5.2	8392	8953	-
87	<a href="#">D030</a>	Year of Training	continuous	numeric-4.0	8412	8933	-
88	<a href="#">D030_INT</a>	Year of training in interval	discrete	numeric-4.2	8412	8933	-
89	<a href="#">D040</a>	What was the mean of training?	discrete	numeric-1.0	8412	8933	-
90	<a href="#">D040S</a>	Other-Specify	discrete	character-30	69	0	-
91	<a href="#">D050</a>	Duration in months	continuous	numeric-2.0	8408	8937	-
92	<a href="#">D050_INT</a>	MONTHS DURATION INT INTERVAL	discrete	numeric-4.2	8412	8933	-
93	<a href="#">D060</a>	What is your qualification from the additional training?	discrete	numeric-2.0	8412	8933	-
94	<a href="#">D060S</a>	Other-Specify	discrete	character-30	19	0	-
95	<a href="#">D070</a>	Where were you trained?	discrete	numeric-1.0	8412	8933	-
96	<a href="#">D071</a>	Did that training improve your performance?	discrete	numeric-1.0	8412	8933	-

<b>File Formal_employee</b>							
#	Name	Label	Type	Format	Valid	Invalid	Question
97	<a href="#">D072</a>	If you did not take part in any training, please indicate why.	discrete	numeric-1.0	8931	8414	-
98	<a href="#">D072S</a>	Other-Specify	discrete	character-30	181	0	-
99	<a href="#">D073</a>	Are employees involved in designing training plans?	discrete	numeric-1.0	17345	0	-
100	<a href="#">D080</a>	Do you need any specific skills to improve your performance at your current job?	discrete	numeric-1.0	17345	0	-
101	<a href="#">D090</a>	In which area do you need specific skills?	discrete	character-30	13348	0	-
102	<a href="#">D090A</a>	ISCED Code	discrete	numeric-4.0	13342	4003	-
103	<a href="#">ISCED1D0..</a>	ISCED-LEVELD090A	discrete	numeric-4.2	13374	3971	-
104	<a href="#">ISCED2D0..</a>	ISCED -LEVEL2D090A	discrete	numeric-5.2	13342	4003	-
105	<a href="#">D100A</a>	English Speak	discrete	numeric-1.0	17345	0	-
106	<a href="#">D100B</a>	English Write	discrete	numeric-1.0	17345	0	-
107	<a href="#">D100C</a>	French Speak	discrete	numeric-1.0	17345	0	-
108	<a href="#">D100D</a>	French Write	discrete	numeric-1.0	17345	0	-
109	<a href="#">D100E</a>	Kinyarwanda Write	discrete	numeric-1.0	17345	0	-
110	<a href="#">D100F</a>	Kinyarwanda Speak	discrete	numeric-1.0	17345	0	-
111	<a href="#">D100G</a>	Swahili Write	discrete	numeric-1.0	17345	0	-
112	<a href="#">D100H</a>	Swahili Speak	discrete	numeric-1.0	17345	0	-
113	<a href="#">D100I</a>	Other Write	discrete	numeric-1.0	17345	0	-
114	<a href="#">D100J</a>	Other Speak	discrete	numeric-1.0	17345	0	-
115	<a href="#">D100S</a>	Other-Specify	discrete	character-30	960	0	-
116	<a href="#">Perfo_apr</a>	Has your performance ever been appraise? (created)	discrete	numeric-4.2	17345	0	-
117	<a href="#">E010</a>	How often is your performance appraised?	discrete	numeric-1.0	17345	0	-
118	<a href="#">E011</a>	Who appraises your performance?	discrete	numeric-1.0	12814	4531	-
119	<a href="#">E011S</a>	Other-Specify	discrete	character-30	208	0	-
120	<a href="#">E012</a>	Has your performance been appraised since your begun working for this establishment?	discrete	numeric-1.0	12814	4531	-
121	<a href="#">E020</a>	Do you receive a feedback?	discrete	numeric-1.0	12023	5322	-
122	<a href="#">F010</a>	Have you ever been promoted since you joined your current employer?	discrete	numeric-1.0	17345	0	-
123	<a href="#">F020A</a>	Year	continuous	numeric-2.0	3467	13878	-
124	<a href="#">F020A_INT</a>	LAST PROMOTION IN INTERVAL	discrete	numeric-4.2	3467	13878	-
125	<a href="#">G010</a>	How many hours do you usually work in a week?	continuous	numeric-3.0	17338	7	-

<b>File Formal_employee</b>							
#	Name	Label	Type	Format	Valid	Invalid	Question
126	<a href="#">G020</a>	Are you entitled to annual leave days?	discrete	numeric-1.0	17345	0	-
127	<a href="#">G030A</a>	Calendar days	continuous	numeric-2.0	8056	9289	-
128	<a href="#">G030B</a>	Working days	continuous	numeric-3.0	2853	14492	-
129	<a href="#">G040</a>	How long does it take you to reach your workplace?	discrete	numeric-1.0	17345	0	-
130	<a href="#">G050</a>	Main mode of transport you use to reach your workplace	discrete	numeric-1.0	17345	0	-
131	<a href="#">G050S</a>	Other-Specify	discrete	character-30	104	0	-
132	<a href="#">G060</a>	Entitled to medical care assistance	discrete	numeric-1.0	17345	0	-
133	<a href="#">G061</a>	To what extent does it cover your medical expenses?	discrete	numeric-1.0	9491	7854	-
134	<a href="#">G070</a>	Does the assistance extend to your family?	discrete	numeric-1.0	9491	7854	-
135	<a href="#">G080A</a>	Clothing/Uniform	discrete	numeric-1.0	17345	0	-
136	<a href="#">G080B</a>	Protective gear	discrete	numeric-1.0	17345	0	-
137	<a href="#">G080C</a>	Accommodation	discrete	numeric-1.0	17345	0	-
138	<a href="#">G080D</a>	Transport	discrete	numeric-1.0	17345	0	-
139	<a href="#">G080E</a>	Pay to and from annual leave	discrete	numeric-1.0	17345	0	-
140	<a href="#">G080F</a>	Food	discrete	numeric-1.0	17345	0	-
141	<a href="#">G080G</a>	Free education for dependants	discrete	numeric-1.0	17345	0	-
142	<a href="#">G080H</a>	Maternal and paternal leave	discrete	numeric-1.0	17345	0	-
143	<a href="#">G080I</a>	Health and safety	discrete	numeric-1.0	17345	0	-
144	<a href="#">G080J</a>	Terminal benefits	discrete	numeric-1.0	17345	0	-
145	<a href="#">G080K</a>	Any other (specify)	discrete	numeric-1.0	17345	0	-
146	<a href="#">G080S</a>	Other-Specify	discrete	character-30	87	0	-
147	<a href="#">G090</a>	How often does your salary get increased?	discrete	numeric-1.0	17345	0	-
148	<a href="#">G091</a>	Is your salary annually adjusted for inflation?	discrete	numeric-1.0	4512	12833	-
149	<a href="#">H010</a>	Member of any trade union	discrete	numeric-1.0	17345	0	-
150	<a href="#">H020</a>	If No, why?	discrete	numeric-1.0	11869	5476	-
151	<a href="#">H021</a>	Is your employer contributing regularly to the social security fund for you?	discrete	numeric-1.0	17345	0	-
152	<a href="#">H020S</a>	Other-Specify	discrete	character-30	978	0	-
153	<a href="#">H030A</a>	Extreme Dust, toxic gases	discrete	numeric-1.0	17345	0	-
154	<a href="#">H030B</a>	Extreme Noise	discrete	numeric-1.0	17345	0	-
155	<a href="#">H030C</a>	Extreme temperat. / humidity	discrete	numeric-1.0	17345	0	-
156	<a href="#">H030D</a>	Dangerous tools/animals	discrete	numeric-1.0	17345	0	-
157	<a href="#">H030E</a>	Work underground	discrete	numeric-1.0	17345	0	-
158	<a href="#">H030G</a>	Other (specify)	discrete	numeric-1.0	17345	0	-

<b>File Formal_employee</b>							
#	Name	Label	Type	Format	Valid	Invalid	Question
159	<a href="#">H030S</a>	Other-Specify	discrete	character-30	102	0	-
160	<a href="#">I010A</a>	Verbal abuse	discrete	numeric-1.0	17345	0	-
161	<a href="#">I010B</a>	Physical abuse	discrete	numeric-1.0	17345	0	-
162	<a href="#">I010C</a>	Sexual harassment	discrete	numeric-1.0	17345	0	-
163	<a href="#">I010D</a>	Neglect	discrete	numeric-1.0	17345	0	-
164	<a href="#">I010E</a>	Non payment of salary	discrete	numeric-1.0	17345	0	-
165	<a href="#">I010F</a>	Non payment of other benefits	discrete	numeric-1.0	17345	0	-
166	<a href="#">I010G</a>	Delayed payments of salary	discrete	numeric-1.0	17345	0	-
167	<a href="#">I010H</a>	Delayed payments of benefits	discrete	numeric-1.0	17345	0	-
168	<a href="#">I010I</a>	Underpayment of salary	discrete	numeric-1.0	17345	0	-
169	<a href="#">I010J</a>	Fatigue	discrete	numeric-1.0	17345	0	-
170	<a href="#">I010K</a>	Excess workload/hours	discrete	numeric-1.0	17345	0	-
171	<a href="#">I010L</a>	Dependants	discrete	numeric-1.0	17345	0	-
172	<a href="#">I010M</a>	Discrimination (specify)	discrete	numeric-1.0	17345	0	-
173	<a href="#">I010MA</a>	Discrimination -specify	discrete	character-30	58	0	-
174	<a href="#">I010N</a>	Other (specify)	discrete	numeric-1.0	17345	0	-
175	<a href="#">I010S</a>	Other-Specify	discrete	character-30	43	0	-
176	<a href="#">I020A</a>	Inform HR management	discrete	numeric-1.0	8068	9277	-
177	<a href="#">I020B</a>	Take painkillers	discrete	numeric-1.0	8064	9281	-
178	<a href="#">I020C</a>	Talk to family members	discrete	numeric-1.0	8063	9282	-
179	<a href="#">I020D</a>	Talk to supervisor	discrete	numeric-1.0	8063	9282	-
180	<a href="#">I020E</a>	Inform police/lawyers	discrete	numeric-1.0	8063	9282	-
181	<a href="#">I020F</a>	Inform manager/directors	discrete	numeric-1.0	8063	9282	-
182	<a href="#">I020G</a>	Talk to friend	discrete	numeric-1.0	8062	9283	-
183	<a href="#">I020H</a>	Ignore them	discrete	numeric-1.0	8063	9282	-
184	<a href="#">I020I</a>	Inform the Labour Inspector	discrete	numeric-1.0	8063	9282	-
185	<a href="#">I020J</a>	Ombudsman	discrete	numeric-1.0	8063	9282	-
186	<a href="#">I020K</a>	Public Service Commission	discrete	numeric-1.0	8063	9282	-
187	<a href="#">I020L</a>	Other (specify)	discrete	numeric-1.0	8057	9288	-
188	<a href="#">I020S</a>	Other-Specify	discrete	character-30	67	0	-
189	<a href="#">J010</a>	Does your organization have a gender policy?	discrete	numeric-1.0	17345	0	-
190	<a href="#">J020</a>	Preferential treatment due to sex?	discrete	numeric-1.0	17345	0	-
191	<a href="#">J030A</a>	Quota for women (managm.)	discrete	numeric-1.0	807	16538	-
192	<a href="#">J030B</a>	Overall quota for women	discrete	numeric-1.0	807	16538	-
193	<a href="#">J030C</a>	Pref. recruitment for women	discrete	numeric-1.0	807	16538	-
194	<a href="#">J030D</a>	Pref. recruitment for men	discrete	numeric-1.0	807	16538	-
195	<a href="#">J030E</a>	Maternity leave	discrete	numeric-1.0	807	16538	-



<b>File Formal_employee</b>							
#	Name	Label	Type	Format	Valid	Invalid	Question
196	<a href="#">J030F</a>	Differential retirement age	discrete	numeric-1.0	807	16538	-
197	<a href="#">J030G</a>	Preferential payment	discrete	numeric-1.0	807	16538	-
198	<a href="#">J030H</a>	Others (specify)	discrete	numeric-1.0	807	16538	-
199	<a href="#">J030S</a>	Other-Specify	discrete	character-30	14	0	-
200	<a href="#">J040A</a>	Quota for women (managm.)	discrete	numeric-1.0	17345	0	-
201	<a href="#">J040B</a>	Overall quota for women	discrete	numeric-1.0	17345	0	-
202	<a href="#">J040C</a>	Pref. recruitment for women	discrete	numeric-1.0	17345	0	-
203	<a href="#">J040D</a>	Pref. recruitment for men	discrete	numeric-1.0	17345	0	-
204	<a href="#">J040H</a>	Maternity leave	discrete	numeric-1.0	17345	0	-
205	<a href="#">J040E</a>	Differential retirement age	discrete	numeric-1.0	17345	0	-
206	<a href="#">J040F</a>	Preferential payment	discrete	numeric-1.0	17345	0	-
207	<a href="#">J040G</a>	Others (specify)	discrete	numeric-1.0	17345	0	-
208	<a href="#">J040S</a>	Other-Specify	discrete	character-30	71	0	-
209	<a href="#">K010</a>	Has your organization introduced the use of ICT?	discrete	numeric-1.0	17345	0	-
210	<a href="#">K020A</a>	Production	discrete	numeric-1.0	13430	3915	-
211	<a href="#">K020B</a>	Marketing	discrete	numeric-1.0	13430	3915	-
212	<a href="#">K020C</a>	Human resource management	discrete	numeric-1.0	13430	3915	-
213	<a href="#">K020D</a>	Communication	discrete	numeric-1.0	13430	3915	-
214	<a href="#">K020E</a>	Records management	discrete	numeric-1.0	13430	3915	-
215	<a href="#">K020F</a>	Accounting/Finance/ Budgeting	discrete	numeric-1.0	13430	3915	-
216	<a href="#">K020G</a>	Others (specify)	discrete	numeric-1.0	13430	3915	-
217	<a href="#">K020H</a>	Recruitment	discrete	numeric-1.0	13430	3915	-
218	<a href="#">K020S</a>	Other-Specify	discrete	character-30	230	0	-
219	<a href="#">K030A</a>	Production	discrete	numeric-1.0	13431	3914	-
220	<a href="#">K030B</a>	Marketing	discrete	numeric-1.0	13431	3914	-
221	<a href="#">K030C</a>	Human resource management	discrete	numeric-1.0	13431	3914	-
222	<a href="#">K030D</a>	Communication	discrete	numeric-1.0	13431	3914	-
223	<a href="#">K030E</a>	Records management	discrete	numeric-1.0	13431	3914	-
224	<a href="#">K030F</a>	Accounting/Finance/ Budgeting	discrete	numeric-1.0	13431	3914	-
225	<a href="#">K030G</a>	Others (specify)	discrete	numeric-1.0	13431	3914	-
226	<a href="#">K030H</a>	Recruitment	discrete	numeric-1.0	13431	3914	-
227	<a href="#">K030S</a>	Other-Specify	discrete	character-30	24	0	-
228	<a href="#">K040A</a>	Individual Computer	discrete	numeric-1.0	13430	3915	-
229	<a href="#">K040B</a>	Shared computer	discrete	numeric-1.0	13430	3915	-
230	<a href="#">K040C</a>	Private access to email	discrete	numeric-1.0	13430	3915	-
231	<a href="#">K040D</a>	Common access to email	discrete	numeric-1.0	13430	3915	-
232	<a href="#">K040E</a>	Access to internet	discrete	numeric-1.0	13430	3915	-

<b>File Formal_employee</b>							
#	Name	Label	Type	Format	Valid	Invalid	Question
233	<a href="#">K040F</a>	Others (specify).	discrete	numeric-1.0	13430	3915	-
234	<a href="#">K040S</a>	Other-Specify	discrete	character-30	30	0	-
235	<a href="#">K050A</a>	Individual Computer	discrete	numeric-1.0	13430	3915	-
236	<a href="#">K050B</a>	Shared computer	discrete	numeric-1.0	13430	3915	-
237	<a href="#">K050C</a>	Private access to email	discrete	numeric-1.0	13430	3915	-
238	<a href="#">K050D</a>	Common access to email	discrete	numeric-1.0	13430	3915	-
239	<a href="#">K050E</a>	Access to internet	discrete	numeric-1.0	13430	3915	-
240	<a href="#">K050F</a>	Others (specify).	discrete	numeric-1.0	13430	3915	-
241	<a href="#">K050S</a>	Other-Specify	discrete	character-30	58	0	-
242	<a href="#">K060</a>	Do you feel properly equipped to make fully use of the potential of ICT at your workplace?	discrete	numeric-1.0	3787	13558	-
243	<a href="#">L010</a>	monthly gross earnings	continuous	numeric-9.0	16992	353	-
244	<a href="#">L011</a>	What is your monthly net earnings?	continuous	numeric-9.0	17029	316	-
245	<a href="#">L020</a>	Mode of your mounltly payment?	discrete	numeric-1.0	17067	278	-
246	<a href="#">L020S</a>	Other-Specify	discrete	character-27	9	0	-
247	<a href="#">L030</a>	Do you have another occupation / job/ employment?	discrete	numeric-1.0	17345	0	-
248	<a href="#">L040</a>	If yes, what kind of occupation / job	discrete	character-30	1482	0	-
249	<a href="#">L040A</a>	ISCO Code	discrete	numeric-4.0	1448	15897	-
250	<a href="#">ISCO1L040A</a>	ISCO_FIRST_LEVEL L040A	discrete	numeric-5.2	1495	15850	-
251	<a href="#">L050</a>	average annual gross income from all additional job(s)?	continuous	numeric-9.0	1470	15875	-
252	<a href="#">M010</a>	Do you have an HIV / AIDS policy at workplace?	discrete	numeric-1.0	17345	0	-
253	<a href="#">M020</a>	VCT services	discrete	numeric-1.0	9131	8214	-
254	<a href="#">M02A</a>	Free ARVs for HIV+ workers	discrete	numeric-1.0	9131	8214	-
255	<a href="#">M02B</a>	Free condom distribution	discrete	numeric-1.0	9131	8214	-
256	<a href="#">M02C</a>	Free food for HIV+ workers	discrete	numeric-1.0	9131	8214	-
257	<a href="#">M02E</a>	Equal rights	discrete	numeric-1.0	9131	8214	-
258	<a href="#">M02D</a>	Others (specify)	discrete	numeric-1.0	9131	8214	-
259	<a href="#">M020S</a>	Other-Specify	discrete	character-30	231	0	-
260	<a href="#">N020</a>	Are you currently looking for a different job?	discrete	numeric-1.0	17345	0	-
261	<a href="#">N030</a>	Which occupations are you targeting?	discrete	character-40	1647	0	-
262	<a href="#">N0302</a>	Which occupations are you targeting?	discrete	character-40	437	0	-

<b>File Formal_employee</b>							
#	Name	Label	Type	Format	Valid	Invalid	Question
263	<a href="#">N030A</a>	ISCO	discrete	numeric-4.0	1632	15713	-
264	<a href="#">ISCO1N030A</a>	ISCO_FIRST_LEVEL N030A	discrete	numeric-5.2	1666	15679	-
265	<a href="#">N030B</a>	ISCO	discrete	numeric-4.0	445	16900	-
266	<a href="#">ISCO1N030B</a>	ISCO_FIRST_LEVELN030B	discrete	numeric-5.2	440	16905	-
267	<a href="#">N050A</a>	Word of mouth/family/ friends	discrete	numeric-1.0	1666	15679	-
268	<a href="#">N050B</a>	Unsolicited / passing-by	discrete	numeric-1.0	1666	15679	-
269	<a href="#">N050C</a>	Internet, media	discrete	numeric-1.0	1666	15679	-
270	<a href="#">N050D</a>	LMIS	discrete	numeric-1.0	1666	15679	-
271	<a href="#">N050E</a>	Job agents / bureaus	discrete	numeric-1.0	1666	15679	-
272	<a href="#">N050F</a>	Training institutions	discrete	numeric-1.0	1666	15679	-
273	<a href="#">N050G</a>	Other (specify)	discrete	numeric-1.0	1666	15679	-
274	<a href="#">N050S</a>	Other-Specify	discrete	character-30	72	0	-
275	<a href="#">N060</a>	Do you want to move away from your current residence to search for a new job?	discrete	numeric-1.0	17345	0	-
276	<a href="#">N070</a>	Why are you willing to move?	discrete	numeric-1.0	13132	4213	-
277	<a href="#">N070S</a>	Other-Specify	discrete	character-30	305	0	-
278	<a href="#">N080</a>	Where do you want to move to?	discrete	numeric-1.0	13132	4213	-
279	<a href="#">N090</a>	If you don't want to move, please indicate why	discrete	numeric-1.0	4208	13137	-
280	<a href="#">N09A</a>	If you don't want to move, please indicate why	discrete	numeric-1.0	2438	14907	-
281	<a href="#">N09B</a>	If you don't want to move, please indicate why	discrete	numeric-1.0	1109	16236	-
282	<a href="#">N090S</a>	Other-Specify	discrete	character-30	950	0	-
283	<a href="#">N091</a>	If you only want to move within Rwanda or within EAC, please indicate why	discrete	numeric-1.0	4823	12522	-
284	<a href="#">N09C</a>	If you only want to move within Rwanda or within EAC, please indicate why	discrete	numeric-1.0	3406	13939	-
285	<a href="#">N09D</a>	If you only want to move within Rwanda or within EAC, please indicate why	discrete	numeric-1.0	1826	15519	-
286	<a href="#">N091S</a>	Other-Specify	discrete	character-30	710	0	-
287	<a href="#">ISCO1</a>	ISCO_FIRST_LEVEL	continuous	numeric-5.2	17345	0	-
288	<a href="#">Final_W</a>	Final_Weight_adjusted for non response	continuous	numeric-12.9	17345	0	-
289	<a href="#">NW</a>	Normalised Weight	continuous	numeric-15.12	17345	0	-
290	<a href="#">FB</a>	Do you receive a feedback?	discrete	numeric-4.2	12814	4531	-
291	<a href="#">A070S</a>	ISIC 1	discrete	numeric-4.0	17345	0	-
292	<a href="#">ISIC1A070S</a>	ISIC_LEVEL1A070S	discrete	numeric-7.2	17345	0	-

<b>File Formal_employer_newisic</b>							
#	Name	Label	Type	Format	Valid	Invalid	Question
1	<a href="#">IDA</a>	SAMPLE CODE	continuous	numeric-8.0	1596	0	-
2	<a href="#">IDB</a>	Zone number	continuous	numeric-2.0	1595	1	-
3	<a href="#">IDC</a>	ACTIVITY SECTOR	discrete	numeric-1.0	1596	0	-
4	<a href="#">PROB</a>	Inclusion probability	continuous	numeric-10.8	1596	0	-
5	<a href="#">FINALWEI..</a>	FINAL WEIGHT	continuous	numeric-15.12	1596	0	-
6	<a href="#">ID1</a>	PROVINCE / KIGALI CITY	discrete	numeric-1.0	1596	0	-
7	<a href="#">DIST</a>	DISTRICT	discrete	numeric-2.0	1596	0	-
8	<a href="#">ID2</a>	DISTRICT2	discrete	numeric-1.0	1596	0	-
9	<a href="#">ID3</a>	SECTOR	discrete	numeric-2.0	1596	0	-
10	<a href="#">ID4</a>	CELL	discrete	numeric-2.0	1596	0	-
11	<a href="#">ID5</a>	VILLAGE	continuous	numeric-2.0	1596	0	-
12	<a href="#">P1</a>	Province Name	discrete	character-10	1596	0	-
13	<a href="#">P2</a>	District Name	discrete	character-10	1596	0	-
14	<a href="#">P3</a>	Sector Name	discrete	character-12	1596	0	-
15	<a href="#">P4</a>	Cell Name	discrete	character-13	1596	0	-
16	<a href="#">P5</a>	Village Name	discrete	character-15	1592	0	-
17	<a href="#">O060</a>	Respondent Position	discrete	numeric-1.0	1596	0	-
18	<a href="#">O064</a>	Sex	discrete	numeric-1.0	533	1063	-
19	<a href="#">O065</a>	Age in completed years	discrete	numeric-2.0	533	1063	-
20	<a href="#">Ag_group</a>	(Age_group)	discrete	numeric-5.2	533	1063	-
21	<a href="#">O066</a>	Marital status	discrete	numeric-1.0	533	1063	-
22	<a href="#">O067</a>	Nationality	discrete	numeric-1.0	533	1063	-
23	<a href="#">O067S</a>	The rest of Africa (specify)	discrete	character-30	22	0	-
24	<a href="#">O067SS</a>	The rest of world (specify)	discrete	character-28	9	0	-
25	<a href="#">O068</a>	What is your current main occupation / job title?	discrete	character-30	533	0	-
26	<a href="#">O068A</a>	ISCO	discrete	numeric-4.0	533	1063	-
27	<a href="#">ISCO1O068A</a>	ISCO0068A FIRST- LEVEL	discrete	numeric-5.2	533	1063	-
28	<a href="#">O069</a>	When did you start this establishment?	discrete	numeric-4.0	533	1063	-
29	<a href="#">O069_INTER</a>	Interval O069	discrete	numeric-4.2	533	1063	-
30	<a href="#">O070</a>	Does your current job match your off.education?	discrete	numeric-2.0	533	1063	-
31	<a href="#">O071</a>	Have ever worked for other establishments before starting your current business?	discrete	numeric-1.0	533	1063	-
32	<a href="#">O072</a>	What kind of establishment did you work for before joining your current employer?	discrete	numeric-1.0	353	1243	-
33	<a href="#">O072S</a>	Other-Specify	discrete	character-15	7	0	-
34	<a href="#">O073</a>	What was your employment status?	discrete	numeric-2.0	353	1243	-

<b>File Formal_employer_newisic</b>							
#	Name	Label	Type	Format	Valid	Invalid	Question
35	<a href="#">O074</a>	establishment's main economic activity?	discrete	character-30	359	0	-
36	<a href="#">O074A</a>	ISIC	discrete	numeric-4.0	353	1243	-
37	<a href="#">ISIC1O074A</a>	ISIC_LEVEL1O074A	discrete	numeric-5.2	353	1243	-
38	<a href="#">O075</a>	What was your occupation?	discrete	character-30	358	0	-
39	<a href="#">O075A</a>	ISCO	discrete	numeric-4.0	353	1243	-
40	<a href="#">ISCO1O075A</a>	ISCOO075A FIRST- LEVEL	discrete	numeric-5.2	353	1243	-
41	<a href="#">O076</a>	How long did you work in the previous job?	continuous	numeric-2.0	343	1253	-
42	<a href="#">O077</a>	Education you have completed?	discrete	numeric-2.0	533	1063	-
43	<a href="#">O077S</a>	Other-Specify	discrete	character-30	58	0	-
44	<a href="#">O078</a>	field of Specialization	discrete	character-30	297	0	-
45	<a href="#">O078A</a>	ISCED	discrete	numeric-4.0	345	1251	-
46	<a href="#">ISCED100..</a>	ISCED-LEVELO078A	discrete	numeric-4.2	345	1251	-
47	<a href="#">ISCED200..</a>	ISCED -LEVEL2O078A	discrete	numeric-5.2	345	1251	-
48	<a href="#">O079</a>	Where have you got your highest level of education?	discrete	numeric-2.0	345	1251	-
49	<a href="#">O080</a>	Are you currently enrolled in further training?	discrete	numeric-1.0	533	1063	-
50	<a href="#">O081</a>	Field/type of training you are enrolled for	discrete	character-30	76	0	-
51	<a href="#">O081A</a>	ISCED Code	discrete	numeric-4.0	71	1525	-
52	<a href="#">ISCED100..</a>	ISCED-LEVELO081A	discrete	numeric-4.2	71	1525	-
53	<a href="#">ISCED200..</a>	ISCED -LEVEL2O081A	discrete	numeric-5.2	71	1525	-
54	<a href="#">O082</a>	Degree are you expecting from that training	discrete	numeric-2.0	71	1525	-
55	<a href="#">O082S</a>	Other (specify)	discrete	character-30	1	0	-
56	<a href="#">O083</a>	Do you have any disability?	discrete	numeric-1.0	533	1063	-
57	<a href="#">O084</a>	Sight (blind/severe visual limitation)	discrete	numeric-1.0	14	1582	-
58	<a href="#">O084A</a>	Hearing (deaf, hard of hearing)	discrete	numeric-1.0	14	1582	-
59	<a href="#">O084B</a>	Communicating (speech impairment)	discrete	numeric-1.0	14	1582	-
60	<a href="#">O084C</a>	Other Physic. desability/ physical handic.	discrete	numeric-1.0	14	1582	-
61	<a href="#">O084D</a>	Intellectual (difficulties in learning) /mental problem	discrete	numeric-1.0	14	1582	-
62	<a href="#">O084E</a>	Emotional (behavioural, psycholog.)	discrete	numeric-1.0	14	1582	-
63	<a href="#">O084F</a>	Other	discrete	numeric-1.0	14	1582	-
64	<a href="#">O084S</a>	Other-specify	discrete	character-1	0	0	-
65	<a href="#">A010</a>	Please indicate the type of establishment.	discrete	numeric-1.0	1596	0	-

<b>File Formal_employer_newisic</b>							
#	Name	Label	Type	Format	Valid	Invalid	Question
66	<a href="#">A010S</a>	Other-specify	discrete	character-20	32	0	-
67	<a href="#">A020</a>	Is your establishment legally registered?	discrete	numeric-1.0	1312	284	-
68	<a href="#">A030</a>	Registrar of companies (RDB)	discrete	numeric-1.0	1312	284	-
69	<a href="#">A030A</a>	Rwanda Revenue Authority(RRA)	discrete	numeric-1.0	1312	284	-
70	<a href="#">A030B</a>	Registrar of cooperatives(RCA)	discrete	numeric-1.0	1312	284	-
71	<a href="#">A030C</a>	Private Sector Federation	discrete	numeric-1.0	1312	284	-
72	<a href="#">A030D</a>	District	discrete	numeric-1.0	1312	284	-
73	<a href="#">A030E</a>	Sector	discrete	numeric-1.0	1312	284	-
74	<a href="#">A030F</a>	Social Security Fund(CSR)	discrete	numeric-1.0	1312	284	-
75	<a href="#">A030G</a>	Others	discrete	numeric-1.0	1312	284	-
76	<a href="#">A030S</a>	Others (specify)	discrete	character-30	99	0	-
77	<a href="#">A040</a>	Please record the year of registration at highest level	discrete	numeric-4.0	1312	284	-
78	<a href="#">A040_INTER</a>	Interval A040	discrete	numeric-4.2	1312	284	-
79	<a href="#">A050</a>	Please record Registration Number	discrete	numeric-9.0	1128	468	-
80	<a href="#">A060</a>	Is the establishment affiliated to an International Organisation / MNC?	discrete	numeric-2.0	1312	284	-
81	<a href="#">A070</a>	Main activity 1	discrete	character-30	1249	0	-
82	<a href="#">A070S</a>	ISIC 1	discrete	numeric-4.0	1596	0	-
83	<a href="#">ISIC1A070S</a>	ISIC_LEVEL1A070S	discrete	numeric-7.2	1596	0	-
84	<a href="#">A070A</a>	Main Activity 2	discrete	character-30	601	0	-
85	<a href="#">A070AS</a>	ISIC 2	discrete	numeric-4.0	592	1004	-
86	<a href="#">ISIC1A07..</a>	ISIC_LEVEL1A070AS	discrete	numeric-5.2	592	1004	-
87	<a href="#">A070B</a>	Main Activity 3	discrete	character-30	265	0	-
88	<a href="#">A070BS</a>	ISIC 3	discrete	numeric-4.0	186	1410	-
89	<a href="#">ISIC1A07..</a>	ISIC_LEVEL1A070BS	discrete	numeric-5.2	185	1411	-
90	<a href="#">A080</a>	What is the type of your establishment?	discrete	numeric-2.0	1312	284	-
91	<a href="#">A090</a>	How many branches do you have, including the main office	continuous	numeric-2.0	154	1442	-
92	<a href="#">A100</a>	Are you self accounting/ Financial autonomous?	discrete	numeric-2.0	1312	284	-
93	<a href="#">A101</a>	What is the the legal status of your establishment	discrete	numeric-2.0	1312	284	-
94	<a href="#">A101S</a>	Other-Specify	discrete	character-20	361	0	-
95	<a href="#">A102A</a>	Rwandese-male	continuous	numeric-5.0	278	1318	-
96	<a href="#">A102B</a>	Rwandese-Female	continuous	numeric-5.0	277	1319	-

<b>File Formal_employer_newisic</b>							
#	Name	Label	Type	Format	Valid	Invalid	Question
97	<a href="#">RWANDESE2</a>	Rwandese	continuous	numeric-8.2	232	1364	-
98	<a href="#">A102D</a>	EAC Citizens-Male	discrete	numeric-5.0	275	1321	-
99	<a href="#">A102E</a>	EAC Citizens-Female	discrete	numeric-5.0	275	1321	-
100	<a href="#">EAC_ITIZ..</a>	EAC citizen	discrete	numeric-8.2	24	1572	-
101	<a href="#">A102G</a>	Other africa-Male	discrete	numeric-5.0	275	1321	-
102	<a href="#">A102H</a>	Other africa-Female	discrete	numeric-5.0	275	1321	-
103	<a href="#">OTHER_AFR2</a>	Other Africa	discrete	numeric-8.2	7	1589	-
104	<a href="#">A102J</a>	Other foreigners/Overseas-male	discrete	numeric-5.0	274	1322	-
105	<a href="#">A102K</a>	Other foreigners/Overseas-female	discrete	numeric-5.0	274	1322	-
106	<a href="#">OTHER_FOR2</a>	Other from overseas	discrete	numeric-8.2	49	1547	-
107	<a href="#">TOT</a>	Total	continuous	numeric-9.2	269	1327	-
108	<a href="#">A103</a>	Ownership of premises	discrete	numeric-1.0	1312	284	-
109	<a href="#">A103S</a>	Other (specify)	discrete	character-20	3	0	-
110	<a href="#">C001</a>	How many persons are currently engaged in this establishment?	continuous	numeric-6.0	1585	11	-
111	<a href="#">Interval..</a>	Number of employee	discrete	numeric-4.2	1596	0	-
112	<a href="#">C002</a>	Working owners-male	continuous	numeric-6.0	1585	11	-
113	<a href="#">C002A</a>	Working owners-Female	continuous	numeric-6.0	1585	11	-
114	<a href="#">C002B</a>	Working owners-Totale	continuous	numeric-6.0	1585	11	-
115	<a href="#">C002C</a>	Contributing family workers-Male	discrete	numeric-6.0	1585	11	-
116	<a href="#">C002D</a>	Contributing family workers-Female	discrete	numeric-6.0	1585	11	-
117	<a href="#">C002E</a>	Contributing family workers-Totale	continuous	numeric-6.0	1585	11	-
118	<a href="#">C002F</a>	Paid employees-Male	continuous	numeric-6.0	1585	11	-
119	<a href="#">C002G</a>	Paid employees-Female	continuous	numeric-6.0	1585	11	-
120	<a href="#">C002H</a>	Paid employees-Tot	continuous	numeric-6.0	1585	11	-
121	<a href="#">C002I</a>	Unpaid employees out of the family-male	continuous	numeric-6.0	1585	11	-
122	<a href="#">C002J</a>	Unpaid employees out of the family-female	continuous	numeric-6.0	1585	11	-
123	<a href="#">C002K</a>	Unpaid employees out of the family-Tot	continuous	numeric-6.0	1585	11	-
124	<a href="#">T_M</a>	Total Male	continuous	numeric-7.2	1585	11	-
125	<a href="#">T_F</a>	Total Female	continuous	numeric-7.2	1585	11	-
126	<a href="#">C002T</a>	Total	continuous	numeric-6.0	1585	11	-
127	<a href="#">C010A</a>	Number of employees in Headquarters / Stand alone establishment (Number of employees in 2008)	continuous	numeric-6.0	1215	381	-

<b>File Formal_employer_newisic</b>							
#	Name	Label	Type	Format	Valid	Invalid	Question
128	<a href="#">C010G</a>	Number of employees in branch offices (If applicable): Number of employees in 2008	continuous	numeric-6.0	1244	352	-
129	<a href="#">C010M</a>	Total employees in 2008	continuous	numeric-6.0	1274	322	-
130	<a href="#">C010C</a>	Number of employees in Headquarters / Stand alone establishment(Number of employee in 2009)	continuous	numeric-6.0	1350	246	-
131	<a href="#">C010I</a>	Number of employees in branch offices (If applicable):Number of employee in 2009	continuous	numeric-6.0	1357	239	-
132	<a href="#">TOT_EM_2..</a>	Total employee in 2009	continuous	numeric-7.2	1402	194	-
133	<a href="#">C010E</a>	Number of employees in Headquarters / Stand alone establishment(Number of employee in 2010)	continuous	numeric-6.0	1477	119	-
134	<a href="#">C010K</a>	Number of employees in branch offices (If applicable): Number of employee in 2010	continuous	numeric-6.0	1457	139	-
135	<a href="#">TOT_EM_2..</a>	Total employee in 2010	continuous	numeric-7.2	1505	91	-
136	<a href="#">C010B</a>	Number of employees in Headquarters / Stand alone establishment(Labour turnover in 2008)	continuous	numeric-6.0	1217	379	-
137	<a href="#">C010H</a>	Number of employees in branch offices (If applicable):Labour turnover in 2008	continuous	numeric-6.0	1246	350	-
138	<a href="#">C010N</a>	Total turnover in 2008	continuous	numeric-6.0	1274	322	-
139	<a href="#">C010D</a>	Number of employees in Headquarters / Stand alone establishment(Labour turnover in 2009)	continuous	numeric-6.0	1356	240	-
140	<a href="#">C010J</a>	Number of employees in branch offices (If applicable):Labour turnover in 2009	continuous	numeric-6.0	1360	236	-
141	<a href="#">C010P</a>	Total turnover in 2009	continuous	numeric-6.0	1393	203	-
142	<a href="#">C010F</a>	Number of employees in Headquarters / Stand alone establishment(Labour turnover in 2010)	continuous	numeric-6.0	1477	119	-
143	<a href="#">C010L</a>	Number of employees in branch offices (If applicable):Labour turnover in 2010	continuous	numeric-6.0	1460	136	-
144	<a href="#">TOTTO_2010</a>	Total turnover in 2010	continuous	numeric-6.2	1505	91	-
145	<a href="#">NBRE_B10</a>	B10. Number of fields declared	discrete	numeric-2.0	1594	2	-
146	<a href="#">NBRE_C20</a>	C20. Number of fields declared	continuous	numeric-3.0	1590	6	-



<b>File Formal_employer_newisic</b>							
#	Name	Label	Type	Format	Valid	Invalid	Question
147	<a href="#">NBRE_C30</a>	C30. Number of fields declared	continuous	numeric-2.0	1376	220	-
148	<a href="#">NBRE_C40</a>	C40. Number of fields declared	discrete	numeric-2.0	1357	239	-
149	<a href="#">NBRE_C50</a>	C50. Number of fields declared	continuous	numeric-2.0	1392	204	-
150	<a href="#">NBRE_D10</a>	D10. Number of fields declared	continuous	numeric-3.0	658	938	-
151	<a href="#">G30_G301</a>	G30. Number of fields declared	discrete	numeric-2.0	423	1173	-
152	<a href="#">D001</a>	Does your establishment have a plan to increase or decrease the number of employees between 2012 and 2021?	discrete	numeric-1.0	1596	0	-
153	<a href="#">E010</a>	Does your establishment have a staff training and development policy or plan in place?	discrete	numeric-2.0	1596	0	-
154	<a href="#">E020</a>	Apprenticeship	discrete	numeric-1.0	810	786	-
155	<a href="#">E020A</a>	On the-job-training	discrete	numeric-1.0	810	786	-
156	<a href="#">E020B</a>	Own Training Centre	discrete	numeric-1.0	810	786	-
157	<a href="#">E020C</a>	Sponsorship to training instit. (local)	discrete	numeric-1.0	810	786	-
158	<a href="#">E020D</a>	Sponsorship to training instit. (abroad)	discrete	numeric-1.0	810	786	-
159	<a href="#">E020E</a>	Workshops	discrete	numeric-1.0	810	786	-
160	<a href="#">E020F</a>	Other programs (specify)	discrete	numeric-1.0	810	786	-
161	<a href="#">E020S</a>	Other programs (specify)	discrete	character-15	16	0	-
162	<a href="#">E030</a>	Apprenticeship	discrete	numeric-1.0	810	786	-
163	<a href="#">E030A</a>	On the-job-training	discrete	numeric-1.0	810	786	-
164	<a href="#">E030B</a>	Own Training Centre	discrete	numeric-1.0	810	786	-
165	<a href="#">E030C</a>	Sponsorship to training instit. (local)	discrete	numeric-1.0	810	786	-
166	<a href="#">E030D</a>	Sponsorship to training instit. (abroad)	discrete	numeric-1.0	810	786	-
167	<a href="#">E030E</a>	Workshops	discrete	numeric-1.0	810	786	-
168	<a href="#">E030F</a>	Other programs (specify)	discrete	numeric-1.0	810	786	-
169	<a href="#">E030S</a>	Other programs (specify)	discrete	character-15	11	0	-
170	<a href="#">E040</a>	Apprenticeship	discrete	numeric-2.0	810	786	-
171	<a href="#">E040A</a>	On the-job-training	discrete	numeric-2.0	810	786	-
172	<a href="#">E040B</a>	Own Training Centre	discrete	numeric-2.0	810	786	-
173	<a href="#">E040C</a>	Sponsorship to training instit. (local)	discrete	numeric-2.0	810	786	-
174	<a href="#">E040D</a>	Sponsorship to training instit. (abroad)	discrete	numeric-2.0	810	786	-
175	<a href="#">E040E</a>	Workshops	discrete	numeric-2.0	810	786	-

<b>File Formal_employer_newisic</b>							
#	Name	Label	Type	Format	Valid	Invalid	Question
176	<a href="#">E040F</a>	Other programs (specify)	discrete	numeric-2.0	810	786	-
177	<a href="#">E040S</a>	Other programs (specify)	discrete	character-15	12	0	-
178	<a href="#">E050</a>	Managerial(Mnisters,PS,DG)	discrete	numeric-2.0	680	916	-
179	<a href="#">E050A</a>	Supervisory (Directors)	discrete	numeric-2.0	501	1095	-
180	<a href="#">E050B</a>	Technical staff/Professional	discrete	numeric-2.0	725	871	-
181	<a href="#">E050C</a>	Clerical	discrete	numeric-2.0	384	1212	-
182	<a href="#">E050D</a>	Casual	discrete	numeric-2.0	138	1458	-
183	<a href="#">E050S</a>	Other-Specify	discrete	character-15	14	0	-
184	<a href="#">E070</a>	Does your establishment have in-house training facilities for own staff?	discrete	numeric-2.0	810	786	-
185	<a href="#">E071</a>	Training space	discrete	numeric-1.0	494	1102	-
186	<a href="#">E071A</a>	Specialised trainers	discrete	numeric-1.0	494	1102	-
187	<a href="#">E071B</a>	Computers	discrete	numeric-1.0	494	1102	-
188	<a href="#">E071C</a>	Projector	discrete	numeric-1.0	494	1102	-
189	<a href="#">E071D</a>	Training materials (manuals, books...)	discrete	numeric-1.0	494	1102	-
190	<a href="#">E071E</a>	Laboratory	discrete	numeric-1.0	494	1102	-
191	<a href="#">E071F</a>	Other(Specify)	discrete	numeric-2.0	494	1102	-
192	<a href="#">E071S</a>	Other(Specify)	discrete	character-15	9	0	-
193	<a href="#">E080</a>	Managerial skills	discrete	numeric-2.0	1596	0	-
194	<a href="#">E080A</a>	Technical skills	discrete	numeric-2.0	1596	0	-
195	<a href="#">E080B</a>	Entrepreneurial skills	discrete	numeric-2.0	1596	0	-
196	<a href="#">E080C</a>	Language skills	discrete	numeric-2.0	1596	0	-
197	<a href="#">E080D</a>	Customer care	discrete	numeric-2.0	1596	0	-
198	<a href="#">E080E</a>	Innovativeness / creativity	discrete	numeric-2.0	1596	0	-
199	<a href="#">E080F</a>	IT skills	discrete	numeric-2.0	1596	0	-
200	<a href="#">E080G</a>	Didactics / teaching skills	discrete	numeric-2.0	1596	0	-
201	<a href="#">E080H</a>	Communication skills	discrete	numeric-2.0	1596	0	-
202	<a href="#">E080I</a>	Other (specify)	discrete	numeric-2.0	1596	0	-
203	<a href="#">E080S</a>	Other (specify)	discrete	character-15	28	0	-
204	<a href="#">E090</a>	Did you conduct any staff training in the last 12 months?	discrete	numeric-2.0	1596	0	-
205	<a href="#">E100</a>	Managerial skills	discrete	numeric-2.0	843	753	-
206	<a href="#">E100A</a>	Technical skills	discrete	numeric-2.0	843	753	-
207	<a href="#">E100B</a>	Entrepreneurial skills	discrete	numeric-2.0	843	753	-
208	<a href="#">E100C</a>	Language skills	discrete	numeric-2.0	843	753	-
209	<a href="#">E100D</a>	Customer care	discrete	numeric-2.0	843	753	-
210	<a href="#">E100E</a>	Innovativeness / creativity	discrete	numeric-2.0	843	753	-
211	<a href="#">E100F</a>	IT skills	discrete	numeric-2.0	843	753	-

<b>File Formal_employer_newisic</b>							
#	Name	Label	Type	Format	Valid	Invalid	Question
212	<a href="#">E100G</a>	Didactics / teaching skills	discrete	numeric-2.0	843	753	-
213	<a href="#">E100H</a>	Communication skills	discrete	numeric-2.0	843	753	-
214	<a href="#">E100I</a>	Other (specify)	discrete	numeric-2.0	843	753	-
215	<a href="#">E100S</a>	Other (specify)	discrete	character-15	61	0	-
216	<a href="#">E120</a>	Do you face any challenges that limit your staff training?	discrete	numeric-2.0	1596	0	-
217	<a href="#">E130</a>	Which challenges limit the training of your staff?	discrete	numeric-2.0	1110	486	-
218	<a href="#">E130A</a>	Which challenges limit the training of your staff?	discrete	numeric-1.0	817	779	-
219	<a href="#">E130B</a>	Which challenges limit the training of your staff?	discrete	numeric-1.0	447	1149	-
220	<a href="#">Hired_TVET</a>	Have you hired TVET graduates	discrete	numeric-4.2	1596	0	-
221	<a href="#">E131</a>	If you have hired graduates of TVET , how satisfied are you with their performance?	discrete	numeric-2.0	1596	0	-
222	<a href="#">Hired_High</a>	Have you hired graduates from high institutions?	discrete	numeric-4.2	1596	0	-
223	<a href="#">E131A</a>	If you have hired graduates of higher institutions, how satisfied are you with their performance?	discrete	numeric-2.0	1596	0	-
224	<a href="#">E132</a>	what has to be improved in the training and education in TVET ?	discrete	numeric-2.0	1596	0	-
225	<a href="#">E132B</a>	what has to be improved in the training and education in TVET ?	discrete	numeric-2.0	1216	380	-
226	<a href="#">E132D</a>	what has to be improved in the training and education in TVET ?	discrete	numeric-2.0	744	852	-
227	<a href="#">E132A</a>	what has to be improved in the training and education in higher institutions?	discrete	numeric-2.0	1596	0	-
228	<a href="#">E132C</a>	what has to be improved in the training and education in higher institutions?	discrete	numeric-2.0	1138	458	-
229	<a href="#">E132E</a>	what has to be improved in the training and education in higher institutions?	discrete	numeric-2.0	668	928	-
230	<a href="#">E132S</a>	Other (specify)	discrete	character-15	161	0	-
231	<a href="#">E140</a>	Do you have an industrial attachment. / apprenticeship / internship program?	discrete	numeric-2.0	1596	0	-
232	<a href="#">E150</a>	If Yes, how many male interns do you have on average annually?	continuous	numeric-3.0	618	978	-
233	<a href="#">E150A</a>	If Yes, how many female interns do you have on average annually?	continuous	numeric-3.0	618	978	-

<b>File Formal_employer_newisic</b>							
#	Name	Label	Type	Format	Valid	Invalid	Question
234	<a href="#">E150B</a>	If Yes, how many total interns do you have on average annually?	continuous	numeric-3.0	618	978	-
235	<a href="#">E151</a>	Hired male after internship in 2009	continuous	numeric-3.0	614	982	-
236	<a href="#">E151A</a>	Hired female after internship in 2009	continuous	numeric-3.0	614	982	-
237	<a href="#">E151B</a>	Total hired after internship in 2009	continuous	numeric-3.0	614	982	-
238	<a href="#">E151C</a>	Hired male after internship in 2010	continuous	numeric-3.0	614	982	-
239	<a href="#">E151D</a>	Hired female after internship in 2010	continuous	numeric-3.0	614	982	-
240	<a href="#">E151E</a>	Total hired after internship in 2010	continuous	numeric-3.0	614	982	-
241	<a href="#">E151F</a>	Hired male after internship in 2011	continuous	numeric-3.0	614	982	-
242	<a href="#">E151G</a>	Hired female after internship in 2011	continuous	numeric-3.0	614	982	-
243	<a href="#">E151H</a>	Total hired after internship in 2011	continuous	numeric-3.0	614	982	-
244	<a href="#">E152</a>	Do interns take part in specifically designed training?	discrete	numeric-2.0	631	965	-
245	<a href="#">E153</a>	How long on average are the apprenticeships / internships?	discrete	numeric-2.0	631	965	-
246	<a href="#">INT_PER</a>	Length of internship	discrete	numeric-5.2	631	965	-
247	<a href="#">E154</a>	What are the financial agreements?	discrete	numeric-2.0	631	965	-
248	<a href="#">E155</a>	What is the reason for not hosting interns	discrete	numeric-2.0	939	657	-
249	<a href="#">E155A</a>	What is the reason for not hosting interns	discrete	numeric-1.0	388	1208	-
250	<a href="#">E155B</a>	What is the reason for not hosting interns	discrete	numeric-1.0	90	1506	-
251	<a href="#">E155S</a>	Other-indicate	discrete	character-15	147	0	-
252	<a href="#">F001</a>	What was the major source of your start- up capital for your business?	discrete	numeric-2.0	1130	466	-
253	<a href="#">F001S</a>	Other-Specify	discrete	character-15	99	0	-
254	<a href="#">F002</a>	If own saving, what was the major source?	discrete	numeric-1.0	413	1183	-
255	<a href="#">F002S</a>	Other-specify	discrete	character-15	14	0	-
256	<a href="#">F003</a>	Have you ever applied for a loan from a bank or another financial institution?	discrete	numeric-2.0	1130	466	-
257	<a href="#">F004A</a>	No need	discrete	numeric-1.0	403	1193	-
258	<a href="#">F004B</a>	No guarantee	discrete	numeric-1.0	403	1193	-
259	<a href="#">F004C</a>	Long procedures	discrete	numeric-1.0	403	1193	-

<b>File Formal_employer_newisic</b>							
#	Name	Label	Type	Format	Valid	Invalid	Question
260	<a href="#">F004D</a>	High interest rate	discrete	numeric-1.0	403	1193	-
261	<a href="#">F004E</a>	Lack of information	discrete	numeric-1.0	403	1193	-
262	<a href="#">F004F</a>	Fear of risks	discrete	numeric-1.0	403	1193	-
263	<a href="#">F004G</a>	Other(specify)	discrete	numeric-1.0	403	1193	-
264	<a href="#">F004S</a>	Other(specify)	discrete	character-15	8	0	-
265	<a href="#">F005</a>	Have you received a loan from a bank or another financial institution?	discrete	numeric-1.0	716	880	-
266	<a href="#">F006</a>	Poor/No business plan	discrete	numeric-1.0	33	1563	-
267	<a href="#">F006A</a>	No guarantee/Insufficient guarantee	discrete	numeric-1.0	33	1563	-
268	<a href="#">F006B</a>	Lack of start_up fund	discrete	numeric-1.0	33	1563	-
269	<a href="#">F006C</a>	No feedback from the bank	discrete	numeric-1.0	33	1563	-
270	<a href="#">F006D</a>	Other (specify)	discrete	numeric-1.0	33	1563	-
271	<a href="#">F010</a>	Number of permanent employee received wage and salaries	continuous	numeric-8.0	1479	117	-
272	<a href="#">F010D</a>	Number of permanent employee received bonus	continuous	numeric-8.0	1479	117	-
273	<a href="#">F010G</a>	Number of permanent employee received allowances	continuous	numeric-8.0	1479	117	-
274	<a href="#">F01B</a>	Number of permanent employee received social security contribution	continuous	numeric-8.0	1479	117	-
275	<a href="#">F010N</a>	Number of permanent received training	continuous	numeric-8.0	1479	117	-
276	<a href="#">F010Q</a>	Number of permanent employees received other benefit	continuous	numeric-8.0	1479	117	-
277	<a href="#">F010A</a>	Wage and salaries paid to permanents	continuous	numeric-12.0	1469	127	-
278	<a href="#">F010E</a>	Bonus paid to permanent	continuous	numeric-12.0	1419	177	-
279	<a href="#">F010H</a>	Allowances paid to permanent	continuous	numeric-12.0	1419	177	-
280	<a href="#">F010K</a>	Social security contribution paid to permanent	continuous	numeric-12.0	1450	146	-
281	<a href="#">F010O</a>	Amount paid for training to Permanent	continuous	numeric-12.0	1397	199	-
282	<a href="#">F010R</a>	Amount for other benefit paid to permanent employees	continuous	numeric-12.0	1410	186	-
283	<a href="#">TOT_EX</a>	Total expenditure to permanent	continuous	numeric-13.2	1475	121	-
284	<a href="#">F010B</a>	Number of temporally employee received wage and salary	continuous	numeric-8.0	1532	64	-
285	<a href="#">F01A</a>	Number of temporally employee received bonuses	continuous	numeric-8.0	1529	67	-

<b>File Formal_employer_newisic</b>							
#	Name	Label	Type	Format	Valid	Invalid	Question
286	<a href="#">F010I</a>	Number of temporally received allowances	continuous	numeric-8.0	1528	68	-
287	<a href="#">F010L</a>	Number of temporally employee received social security contribution	continuous	numeric-8.0	1529	67	-
288	<a href="#">F01C</a>	Number of temporally employee received training	discrete	numeric-8.0	1527	69	-
289	<a href="#">F010S</a>	Number of temporally received other benefit	continuous	numeric-8.0	1525	71	-
290	<a href="#">F010C</a>	Wage and salary paid to temporally	continuous	numeric-12.0	1526	70	-
291	<a href="#">F010F</a>	Bonuses paid to temporally	continuous	numeric-12.0	1516	80	-
292	<a href="#">F010J</a>	Allowances paid to temporally	continuous	numeric-12.0	1513	83	-
293	<a href="#">F010M</a>	Social security contribution paid to temporally	continuous	numeric-12.0	1528	68	-
294	<a href="#">F010P</a>	Amount paid for training to temporally employee	continuous	numeric-12.0	1527	69	-
295	<a href="#">F010T</a>	Amount for other benefits paid to temporally	continuous	numeric-12.0	1511	85	-
296	<a href="#">TOT_EX_T</a>	Total expenditure for temporally	continuous	numeric-11.2	1534	62	-
297	<a href="#">F20</a>	Can any of your product (good or service) be exported to EAC or Word market?	discrete	numeric-2.0	1596	0	-
298	<a href="#">Exp_11</a>	Exportation in 2011	discrete	numeric-4.2	241	1355	-
299	<a href="#">F030</a>	YES to EAC market	discrete	numeric-2.0	241	1355	-
300	<a href="#">F030A</a>	YES to Other African market	discrete	numeric-2.0	241	1355	-
301	<a href="#">F030B</a>	YES, out side of Africa	discrete	numeric-2.0	241	1355	-
302	<a href="#">Exp_bef11</a>	Exportation before 2011	discrete	numeric-4.2	241	1355	-
303	<a href="#">F040</a>	YES to EAC market	discrete	numeric-2.0	241	1355	-
304	<a href="#">F040A</a>	YES to Other African market	discrete	numeric-2.0	241	1355	-
305	<a href="#">F040B</a>	YES, out side of Africa	discrete	numeric-2.0	241	1355	-
306	<a href="#">Exp_future</a>	Exportation in the future	discrete	numeric-4.2	241	1355	-
307	<a href="#">F050A</a>	YES to EAC market	discrete	numeric-2.0	241	1355	-
308	<a href="#">F050B</a>	YES to Other African market	discrete	numeric-2.0	241	1355	-
309	<a href="#">F050C</a>	YES, out side of Africa	discrete	numeric-2.0	241	1355	-
310	<a href="#">F060</a>	What are the major sources of funding for this institution?	discrete	numeric-2.0	1596	0	-
311	<a href="#">F060S</a>	Other-Specify	discrete	character-20	44	0	-
312	<a href="#">G010</a>	1st Low skilled	discrete	numeric-2.0	1596	0	-
313	<a href="#">G010B</a>	2nd Low skilled	discrete	numeric-1.0	235	1361	-
314	<a href="#">G010D</a>	3rd Low skilled	discrete	numeric-1.0	31	1565	-
315	<a href="#">G010A</a>	1st High and middle skilled	discrete	numeric-2.0	1596	0	-

<b>File Formal_employer_newisic</b>							
#	Name	Label	Type	Format	Valid	Invalid	Question
316	<a href="#">G010C</a>	2nd High and middle skilled	discrete	numeric-1.0	287	1309	-
317	<a href="#">G010E</a>	3 rd High and middle skilled	discrete	numeric-1.0	52	1544	-
318	<a href="#">G010S</a>	Other (specify)	discrete	character-20	521	0	-
319	<a href="#">G011</a>	Recruited any person	discrete	numeric-2.0	1596	0	-
320	<a href="#">G020</a>	Advertised any post?	discrete	numeric-2.0	1596	0	-
321	<a href="#">G040</a>	Have you ever used LMIS?	discrete	numeric-2.0	1596	0	-
322	<a href="#">G041</a>	Please indicate your experience with LMIS	discrete	numeric-1.0	41	1555	-
323	<a href="#">G041A</a>	Please indicate your experience with LMIS	discrete	numeric-1.0	5	1591	-
324	<a href="#">G041B</a>	Please indicate your experience with LMIS	discrete	numeric-1.0	2	1594	-
325	<a href="#">G041S</a>	Other problems (indicate)	discrete	character-20	1	0	-
326	<a href="#">G042</a>	As you did not use LMIS, have you heard about it?	discrete	numeric-2.0	1555	41	-
327	<a href="#">G043</a>	Please indicate why you did not use LMIS	discrete	numeric-2.0	313	1283	-
328	<a href="#">G043A</a>	Please indicate why you did not use LMIS	discrete	numeric-1.0	86	1510	-
329	<a href="#">G043B</a>	Please indicate why you did not use LMIS	discrete	numeric-1.0	24	1572	-
330	<a href="#">G043S</a>	Other (specify)	discrete	character-20	68	0	-
331	<a href="#">G050</a>	Do you currently envisage hiring non-nationals?	discrete	numeric-2.0	1596	0	-
332	<a href="#">G051</a>	If Yes, Why?	discrete	numeric-2.0	494	1102	-
333	<a href="#">G051A</a>	If Yes, Why?	discrete	numeric-1.0	315	1281	-
334	<a href="#">G051B</a>	If Yes, Why?	discrete	numeric-1.0	130	1466	-
335	<a href="#">G051S</a>	Other (specify)	discrete	character-20	68	0	-
336	<a href="#">G052</a>	From which countries / regions?	discrete	numeric-2.0	494	1102	-
337	<a href="#">G052A</a>	From which countries / regions?	discrete	numeric-1.0	124	1472	-
338	<a href="#">G052B</a>	From which countries / regions?	discrete	numeric-1.0	50	1546	-
339	<a href="#">G053</a>	If No, Why?	discrete	numeric-2.0	1089	507	-
340	<a href="#">G053A</a>	If No, Why?	discrete	numeric-1.0	443	1153	-
341	<a href="#">G053B</a>	If No, Why?	discrete	numeric-1.0	160	1436	-
342	<a href="#">G053S</a>	Other Specify	discrete	character-30	99	0	-
343	<a href="#">H010</a>	Is your institution a member of any organization/ association?	discrete	numeric-2.0	1596	0	-
344	<a href="#">H020</a>	Name that organisation/ association	discrete	character-30	349	0	-
345	<a href="#">H030</a>	Received any cooperation from the organization?	discrete	numeric-2.0	383	1213	-

<b>File Formal_employer_newisic</b>							
#	Name	Label	Type	Format	Valid	Invalid	Question
346	<a href="#">H060</a>	Affiliated to an other organisation?	discrete	numeric-1.0	383	1213	-
347	<a href="#">Chal_f</a>	Challenges filter	discrete	numeric-4.2	1442	154	-
348	<a href="#">I010</a>	Diff. affecting the operation of your establishment	discrete	numeric-2.0	1442	154	-
349	<a href="#">I010A</a>	Diff. affecting the operation of your establishment	discrete	numeric-2.0	1058	538	-
350	<a href="#">I010B</a>	Diff. affecting the operation of your establishment	discrete	numeric-2.0	642	954	-
351	<a href="#">I010S</a>	Other-Specify	discrete	character-20	176	0	-
352	<a href="#">J010</a>	Does your organization have a gender policy?	discrete	numeric-2.0	1596	0	-
353	<a href="#">J020</a>	Preferential treatment due to sex?	discrete	numeric-2.0	1596	0	-
354	<a href="#">J030A</a>	Quota of management positions for women	discrete	numeric-2.0	143	1453	-
355	<a href="#">J030B</a>	Overall quota for women	discrete	numeric-2.0	143	1453	-
356	<a href="#">J030C</a>	Preferential recruitment for women	discrete	numeric-2.0	143	1453	-
357	<a href="#">J030D</a>	Preferential recruitment for men	discrete	numeric-2.0	143	1453	-
358	<a href="#">J030E</a>	Maternity leave	discrete	numeric-2.0	143	1453	-
359	<a href="#">J030F</a>	Differential retirement age	discrete	numeric-2.0	143	1453	-
360	<a href="#">J030G</a>	Preferential payment	discrete	numeric-2.0	143	1453	-
361	<a href="#">J030H</a>	Others	discrete	numeric-2.0	143	1453	-
362	<a href="#">J030S</a>	Others (specify)	discrete	character-15	4	0	-
363	<a href="#">K010</a>	Do you have an HIV and AIDS workplace policy in place?	discrete	numeric-2.0	1596	0	-
364	<a href="#">K020</a>	VCT services	discrete	numeric-2.0	946	650	-
365	<a href="#">K020A</a>	Free ARVs for workers who are HIV+	discrete	numeric-2.0	946	650	-
366	<a href="#">K020B</a>	Free condom distribution for workers	discrete	numeric-2.0	946	650	-
367	<a href="#">K020C</a>	Free food rations for workers who are HIV+	discrete	numeric-2.0	946	650	-
368	<a href="#">K020D</a>	Workers' rights	discrete	numeric-2.0	946	650	-
369	<a href="#">K020E</a>	Others (specify)	discrete	numeric-2.0	946	650	-
370	<a href="#">K020S</a>	Other Specify	discrete	character-30	42	0	-
371	<a href="#">L010</a>	L010 Has your institution introduced ICT use?	discrete	numeric-1.0	1596	0	-
372	<a href="#">L020</a>	Production	discrete	numeric-2.0	1029	567	-
373	<a href="#">L020A</a>	Marketing	discrete	numeric-2.0	1029	567	-
374	<a href="#">L020B</a>	Human resource management	discrete	numeric-2.0	1029	567	-
375	<a href="#">L020C</a>	Communication	discrete	numeric-2.0	1029	567	-



<b>File Formal_employer_newisic</b>							
#	Name	Label	Type	Format	Valid	Invalid	Question
376	<a href="#">L020D</a>	Records management	discrete	numeric-2.0	1029	567	-
377	<a href="#">L020E</a>	Accounting/Finance/ Planning/Budgeting	discrete	numeric-2.0	1029	567	-
378	<a href="#">L020F</a>	Employment	discrete	numeric-2.0	1029	567	-
379	<a href="#">L020G</a>	Others	discrete	numeric-2.0	1029	567	-
380	<a href="#">L020S</a>	Others (specify)	discrete	character-20	27	0	-
381	<a href="#">L030</a>	Production	discrete	numeric-2.0	1029	567	-
382	<a href="#">L030A</a>	Marketing	discrete	numeric-2.0	1029	567	-
383	<a href="#">L030B</a>	Human resource management	discrete	numeric-2.0	1029	567	-
384	<a href="#">L030C</a>	Communication	discrete	numeric-2.0	1029	567	-
385	<a href="#">L030D</a>	Records management	discrete	numeric-2.0	1029	567	-
386	<a href="#">L030E</a>	Accounting/Finance/ Planning/Budgeting	discrete	numeric-2.0	1029	567	-
387	<a href="#">L030F</a>	Employment	discrete	numeric-2.0	1029	567	-
388	<a href="#">L030G</a>	Others	discrete	numeric-2.0	1029	567	-
389	<a href="#">L030S</a>	Others (specify)	discrete	character-20	3	0	-
390	<a href="#">L040</a>	Challenges with regard to the use of ICT?	discrete	numeric-2.0	1029	567	-
391	<a href="#">L040A</a>	Challenges with regard to the use of ICT?	discrete	numeric-1.0	619	977	-
392	<a href="#">L040B</a>	Challenges with regard to the use of ICT?	discrete	numeric-1.0	337	1259	-
393	<a href="#">L040S</a>	Other-Specify	discrete	character-20	29	0	-

<b>File Informal_employee</b>							
#	Name	Label	Type	Format	Valid	Invalid	Question
1	<a href="#">IDA</a>	SAMPLE CODE	continuous	numeric-8.0	4012	0	-
2	<a href="#">ID1</a>	PROVINCE / KIGALI CITY	discrete	numeric-1.0	4012	0	-
3	<a href="#">ID3</a>	SECTOR	discrete	numeric-2.0	4012	0	-
4	<a href="#">ID4</a>	CELL	continuous	numeric-2.0	4012	0	-
5	<a href="#">ID5</a>	VILLAGE	continuous	numeric-2.0	4012	0	-
6	<a href="#">ID9</a>	Fiche Number	continuous	numeric-3.0	4012	0	-
7	<a href="#">ID10</a>	Zone Number	continuous	numeric-2.0	4012	0	-
8	<a href="#">ID2</a>	DISTRICT	discrete	numeric-1.0	4012	0	-
9	<a href="#">P1</a>	Province Name	discrete	character-10	4012	0	-
10	<a href="#">P2</a>	District Name	discrete	character-10	4012	0	-
11	<a href="#">P3</a>	Sector Name	discrete	character-12	4012	0	-
12	<a href="#">P4</a>	Cell Name	discrete	character-14	4010	0	-
13	<a href="#">P5</a>	Village Name	discrete	character-15	4009	0	-
14	<a href="#">A020</a>	M2:A020 Sex	discrete	numeric-1.0	4012	0	-

<b>File Informal_employee</b>							
#	Name	Label	Type	Format	Valid	Invalid	Question
15	<a href="#">A030</a>	M2:A030 Age in compl. years	discrete	numeric-4.0	4012	0	-
16	<a href="#">Ag_group</a>	Age_group	discrete	numeric-2.0	4012	0	-
17	<a href="#">A040</a>	M2:A040 Marital status	discrete	numeric-1.0	4012	0	-
18	<a href="#">A050</a>	M2:A050 Nationality	discrete	numeric-1.0	4012	0	-
19	<a href="#">A050S</a>	M2:A050S	discrete	character-14	23	0	-
20	<a href="#">A050SS</a>	M2:A050ss	discrete	character-9	1	0	-
21	<a href="#">A060</a>	M2:A060 Do you have any disability?	discrete	numeric-1.0	4012	0	-
22	<a href="#">A070</a>	M2:A070 Type of disability	discrete	numeric-1.0	65	3947	-
23	<a href="#">DISABIL..</a>	Disability Specify	discrete	character-27	2	0	-
24	<a href="#">B010</a>	Current main occupation / job title	discrete	character-30	4011	0	-
25	<a href="#">B010A</a>	ISCO	discrete	numeric-4.0	4012	0	-
26	<a href="#">ISCO1B010A</a>	ISCO_FIRST_LEVELAB010A	discrete	numeric-5.2	4012	0	-
27	<a href="#">B020</a>	Nature of your employment contract	discrete	numeric-1.0	4012	0	-
28	<a href="#">B020S</a>	Other-Specify	discrete	character-30	25	0	-
29	<a href="#">B030</a>	Type of contract of your main employment	discrete	numeric-1.0	4012	0	-
30	<a href="#">B030S</a>	Other-Specify	discrete	character-30	30	0	-
31	<a href="#">B040</a>	When did you start working for this organization?	discrete	numeric-4.0	4012	0	-
32	<a href="#">Curr_exp</a>	Experience in current establishment	continuous	numeric-5.2	4012	0	-
33	<a href="#">Interv_c..</a>	-	discrete	numeric-4.2	4012	0	-
34	<a href="#">B041</a>	Does your current job match your skills/received trainings/studies?	discrete	numeric-1.0	4012	0	-
35	<a href="#">B050</a>	Is this your first employment in Rwanda	discrete	numeric-1.0	4012	0	-
36	<a href="#">B060</a>	Establishment you worked for before joining your current employer?	discrete	numeric-1.0	1476	2536	-
37	<a href="#">B060S</a>	Other-specify	discrete	character-28	65	0	-
38	<a href="#">B061</a>	What was your employment status	discrete	numeric-1.0	1476	2536	-
39	<a href="#">B070</a>	Establishment's main economic activity	discrete	character-30	1470	0	-
40	<a href="#">B070A</a>	ISIC	discrete	numeric-4.0	1476	2536	-
41	<a href="#">ISIC1B070A</a>	ISIC_LEVEL1B070A	discrete	numeric-5.2	1476	2536	-
42	<a href="#">B080</a>	What was your occupation	discrete	character-30	1471	0	-
43	<a href="#">B080A</a>	ISCO	discrete	numeric-4.0	1476	2536	-
44	<a href="#">ISCO1B080A</a>	ISCO_FIRST_LEVELAB080A	discrete	numeric-5.2	1476	2536	-

<b>File Informal_employee</b>							
#	Name	Label	Type	Format	Valid	Invalid	Question
45	<a href="#">B090</a>	How long did you work in the previous job?	discrete	numeric-2.0	1476	2536	-
46	<a href="#">Interv_B..</a>	Experience in current establishment_int	discrete	numeric-4.2	1476	2536	-
47	<a href="#">B100</a>	What was the main reason you left your previous job?	discrete	numeric-1.0	1476	2536	-
48	<a href="#">B100S</a>	Other-Specify	discrete	character-30	347	0	-
49	<a href="#">B101A</a>	Ministry and other public institutions	continuous	numeric-2.0	1473	2539	-
50	<a href="#">B101B</a>	Parastatal	continuous	numeric-2.0	1473	2539	-
51	<a href="#">B101C</a>	Company	continuous	numeric-2.0	1473	2539	-
52	<a href="#">B101D</a>	Co-operative	continuous	numeric-2.0	1473	2539	-
53	<a href="#">B101E</a>	NGO/CSO/CBO	continuous	numeric-2.0	1473	2539	-
54	<a href="#">B101F</a>	Other	continuous	numeric-2.0	1471	2541	-
55	<a href="#">TE</a>	Total experience	continuous	numeric-5.2	1473	2539	-
56	<a href="#">B101S</a>	Other-Specify	discrete	character-25	40	0	-
57	<a href="#">B102</a>	Did your first job match your education?	discrete	numeric-1.0	1476	2536	-
58	<a href="#">B110</a>	Highest level of education when you first enter the labour market	discrete	numeric-1.0	4012	0	-
59	<a href="#">B120</a>	Year of your graduation before entering the labour market	discrete	numeric-4.0	887	3125	-
60	<a href="#">B120_INTER</a>	Interval B120	discrete	numeric-4.2	887	3125	-
61	<a href="#">B140A</a>	Year	discrete	numeric-2.0	4012	0	-
62	<a href="#">Inter_B1..</a>	Intervals_B140a	discrete	numeric-5.2	4012	0	-
63	<a href="#">B140B</a>	Months	discrete	numeric-2.0	4006	6	-
64	<a href="#">C010</a>	Highest level of formal education	discrete	numeric-2.0	4012	0	-
65	<a href="#">C010S</a>	Other-Specify	discrete	character-30	50	0	-
66	<a href="#">C020</a>	Field of specialization	discrete	character-30	362	0	-
67	<a href="#">C020A</a>	ISCED Code	discrete	numeric-4.0	411	3601	-
68	<a href="#">ISCED1C0..</a>	ISCED-LEVEL 1C020A	discrete	numeric-4.2	411	3601	-
69	<a href="#">ISCED2C0..</a>	ISCED -LEVEL2C020A	discrete	numeric-5.2	411	3601	-
70	<a href="#">C021</a>	Where did you got your highest level of education	discrete	numeric-2.0	411	3601	-
71	<a href="#">C030</a>	Are you currently enrolled for further training (formal Education)?	discrete	numeric-1.0	4012	0	-
72	<a href="#">C040</a>	Field/type of training	discrete	character-40	234	0	-
73	<a href="#">C040A</a>	ISCED code	discrete	numeric-4.0	236	3776	-
74	<a href="#">ISCED1C0..</a>	ISCED-LEVEL 1C040A	discrete	numeric-4.2	236	3776	-
75	<a href="#">ISCED2C0..</a>	ISCED -LEVEL2C040A	discrete	numeric-5.2	236	3776	-

<b>File Informal_employee</b>							
#	Name	Label	Type	Format	Valid	Invalid	Question
76	<a href="#">C041</a>	Anticipated qualification	discrete	numeric-2.0	236	3776	-
77	<a href="#">C041S</a>	Other-Specify	discrete	character-23	25	0	-
78	<a href="#">D010</a>	M52:D010 Have you received any other kind of training since you joined your current employer?	discrete	numeric-1.0	4012	0	-
79	<a href="#">D011</a>	M52:D011 If you did not take part in any training, please indicate why.	discrete	numeric-1.0	3652	360	-
80	<a href="#">D011S</a>	Other Specify	discrete	character-27	38	0	-
81	<a href="#">D012</a>	M52:D012 Year of Training	discrete	numeric-4.0	360	3652	-
82	<a href="#">INT_D012</a>	-	discrete	numeric-4.2	360	3652	-
83	<a href="#">D020</a>	M52:D020 What was the mean of training?	discrete	numeric-1.0	360	3652	-
84	<a href="#">D020S</a>	Other-Specify	discrete	character-24	8	0	-
85	<a href="#">D030</a>	M52:D030 Duration in months	continuous	numeric-2.0	354	3658	-
86	<a href="#">D040</a>	M52:D040 What is your qualification from the additional training?	discrete	numeric-2.0	360	3652	-
87	<a href="#">D040S</a>	Other Specify	discrete	character-1	0	0	-
88	<a href="#">D041</a>	M52:D041 In which field of training?	discrete	character-30	354	0	-
89	<a href="#">D041A</a>	ISCED Code	discrete	numeric-4.0	360	3652	-
90	<a href="#">ISCED1D0_..</a>	ISCED-LEVEL 1D041A	discrete	numeric-4.2	360	3652	-
91	<a href="#">ISCED2D0_..</a>	ISCED -LEVEL2D041A	discrete	numeric-5.2	360	3652	-
92	<a href="#">D050</a>	M52:D050 Where were you trained?	discrete	numeric-1.0	360	3652	-
93	<a href="#">D051</a>	M52:D051 Did that training improve your performance?	discrete	numeric-1.0	360	3652	-
94	<a href="#">D052</a>	M52:D052 Are employees involved in designing training plans?	discrete	numeric-1.0	360	3652	-
95	<a href="#">D060</a>	M52:D060 Do you need any specific skills to improve your performance at your current job?	discrete	numeric-1.0	4012	0	-
96	<a href="#">D070</a>	M52:D070 In which area do you need specific skills?	discrete	character-30	2813	0	-
97	<a href="#">D070A</a>	ISCED Code	discrete	numeric-4.0	2819	1193	-
98	<a href="#">ISCED1D0_..</a>	ISCED-LEVEL 1D070A	discrete	numeric-4.2	2819	1193	-
99	<a href="#">ISCED2D0_..</a>	ISCED -LEVEL2D070A	discrete	numeric-5.2	2819	1193	-
100	<a href="#">D100A</a>	English Speak	discrete	numeric-1.0	4012	0	-
101	<a href="#">D100B</a>	English Write	discrete	numeric-1.0	4012	0	-
102	<a href="#">D100C</a>	French Speak	discrete	numeric-1.0	4012	0	-
103	<a href="#">D100D</a>	French Write	discrete	numeric-1.0	4012	0	-
104	<a href="#">D100E</a>	Kinyarwanda Speak	discrete	numeric-1.0	4012	0	-

<b>File Informal_employee</b>							
#	Name	Label	Type	Format	Valid	Invalid	Question
105	<a href="#">D100F</a>	Kinyarwanda Write	discrete	numeric-1.0	4012	0	-
106	<a href="#">D100G</a>	Swahili Speak	discrete	numeric-1.0	4012	0	-
107	<a href="#">D100H</a>	Swahili Write	discrete	numeric-1.0	4012	0	-
108	<a href="#">D100I</a>	Other Speak	discrete	numeric-1.0	4012	0	-
109	<a href="#">D100J</a>	Other Write	discrete	numeric-1.0	4012	0	-
110	<a href="#">D100S</a>	Other-Specify	discrete	character-19	64	0	-
111	<a href="#">E010</a>	M52:E010 How many hours do you usually work in a week?	continuous	numeric-3.0	4009	3	-
112	<a href="#">E020</a>	M52:E020 Are you entitled to annual leave days?	discrete	numeric-1.0	4012	0	-
113	<a href="#">E030A</a>	M52:E030 Calendar days	continuous	numeric-2.0	129	3883	-
114	<a href="#">E030B</a>	M52:E030 Working days	continuous	numeric-2.0	66	3946	-
115	<a href="#">E031</a>	M52:E031 How long does it take you to reach your workplace?	discrete	numeric-1.0	4012	0	-
116	<a href="#">E040</a>	M52:E040 Main mode of transport you use to reach your workplace	discrete	numeric-1.0	4012	0	-
117	<a href="#">E040S</a>	Other-Specify	discrete	character-28	48	0	-
118	<a href="#">E041</a>	M52:E041 Entitled to medical care assistance	discrete	numeric-1.0	4012	0	-
119	<a href="#">E042</a>	M52:E042 To what extent does it cover your medical expenses?	discrete	numeric-1.0	869	3143	-
120	<a href="#">E043</a>	M52:E043 Does the assistance extend to your family?	discrete	numeric-1.0	869	3143	-
121	<a href="#">E050A</a>	Extreme Dust, toxic gases	discrete	numeric-1.0	4012	0	-
122	<a href="#">E050B</a>	Extreme Noise	discrete	numeric-1.0	4012	0	-
123	<a href="#">E050C</a>	Extreme temperat. / humidity	discrete	numeric-1.0	4012	0	-
124	<a href="#">E050D</a>	Dangerous tools/animals	discrete	numeric-1.0	4012	0	-
125	<a href="#">E050E</a>	Work underground	discrete	numeric-1.0	4012	0	-
126	<a href="#">E050F</a>	Other	discrete	numeric-1.0	4012	0	-
127	<a href="#">E050S</a>	Other (specify)	discrete	character-30	15	0	-
128	<a href="#">E060A</a>	Clothing/Uniform	discrete	numeric-1.0	4012	0	-
129	<a href="#">E060B</a>	Protective gear	discrete	numeric-1.0	4012	0	-
130	<a href="#">E060C</a>	Accommodation	discrete	numeric-1.0	4012	0	-
131	<a href="#">E060D</a>	Transport	discrete	numeric-1.0	4012	0	-
132	<a href="#">E060E</a>	Pay to and from annual leave	discrete	numeric-1.0	4012	0	-
133	<a href="#">E060F</a>	Food	discrete	numeric-1.0	4012	0	-
134	<a href="#">E060G</a>	Free education for dependants	discrete	numeric-1.0	4012	0	-
135	<a href="#">E060H</a>	Maternal and paternal leave	discrete	numeric-1.0	4012	0	-

<b>File Informal_employee</b>							
#	Name	Label	Type	Format	Valid	Invalid	Question
136	<a href="#">E060I</a>	Health and safety	discrete	numeric-1.0	4012	0	-
137	<a href="#">E060J</a>	Terminal benefits	discrete	numeric-1.0	4012	0	-
138	<a href="#">E060K</a>	Any other (specify)	discrete	numeric-1.0	4012	0	-
139	<a href="#">E060S</a>	Other-Specify	discrete	character-29	4	0	-
140	<a href="#">E090</a>	M52:E090 How often does your salary get increased?	discrete	numeric-1.0	4012	0	-
141	<a href="#">E091</a>	M52:E091 Is your salary annually adjusted for inflation?	discrete	numeric-1.0	576	3436	-
142	<a href="#">F010</a>	M52:F010 Member of any trade union	discrete	numeric-1.0	4012	0	-
143	<a href="#">F020</a>	M52:F020 If No, why?	discrete	numeric-1.0	3244	768	-
144	<a href="#">F020S</a>	Other Specify	discrete	character-30	217	0	-
145	<a href="#">F030</a>	M52:F030 In which kind of organisation are you a member	discrete	numeric-1.0	768	3244	-
146	<a href="#">F030A</a>	M52:F030 In which kind of organisation are you a member	discrete	numeric-1.0	305	3707	-
147	<a href="#">F030B</a>	M52:F030 In which kind of organisation are you a member	discrete	numeric-1.0	104	3908	-
148	<a href="#">F030S</a>	Other-Specify	discrete	character-30	18	0	-
149	<a href="#">F031</a>	M52:F031Is your employer contributing regularly to the social security fund for you?	discrete	numeric-1.0	4012	0	-
150	<a href="#">G010A</a>	Verbal abuse	discrete	numeric-1.0	4012	0	-
151	<a href="#">G010B</a>	Physical abuse	discrete	numeric-1.0	4012	0	-
152	<a href="#">G010C</a>	Sexual harassment	discrete	numeric-1.0	4012	0	-
153	<a href="#">G010D</a>	Neglect	discrete	numeric-1.0	4012	0	-
154	<a href="#">G010E</a>	Non payment of salary	discrete	numeric-1.0	4012	0	-
155	<a href="#">G010F</a>	Non payment of other benefits	discrete	numeric-1.0	4012	0	-
156	<a href="#">G010G</a>	Delayed payments of salary	discrete	numeric-1.0	4012	0	-
157	<a href="#">G010H</a>	Delayed payments of benefits	discrete	numeric-1.0	4012	0	-
158	<a href="#">G010I</a>	Underpayment of salary	discrete	numeric-1.0	4012	0	-
159	<a href="#">G010J</a>	Fatigue	discrete	numeric-1.0	4012	0	-
160	<a href="#">G010K</a>	Excess workload/hours	discrete	numeric-1.0	4012	0	-
161	<a href="#">G010L</a>	Dependants	discrete	numeric-1.0	4012	0	-
162	<a href="#">G010M</a>	Discrimination	discrete	numeric-1.0	4012	0	-
163	<a href="#">G010MS</a>	Discrimination-Specify	discrete	character-11	4	0	-
164	<a href="#">G010N</a>	Other	discrete	numeric-1.0	4012	0	-
165	<a href="#">G010S</a>	Other-Specify	discrete	character-26	3	0	-
166	<a href="#">G020A</a>	How do you react ?	discrete	numeric-2.0	1155	2857	-

<b>File Informal_employee</b>							
#	Name	Label	Type	Format	Valid	Invalid	Question
167	<a href="#">G020B</a>	How do you react ?	discrete	numeric-2.0	632	3380	-
168	<a href="#">G020C</a>	How do you react ?	discrete	numeric-2.0	281	3731	-
169	<a href="#">G020S</a>	Other-Specify	discrete	character-30	27	0	-
170	<a href="#">H010</a>	M52:H010 Does your organization have a gender policy?	discrete	numeric-1.0	4012	0	-
171	<a href="#">H020</a>	M52:H020 Preferential treatment due to sex?	discrete	numeric-1.0	4012	0	-
172	<a href="#">H030A</a>	Quota for women (managm.)	discrete	numeric-1.0	350	3662	-
173	<a href="#">H030B</a>	Overall quota for women	discrete	numeric-1.0	350	3662	-
174	<a href="#">H030C</a>	Pref. recruitment for women	discrete	numeric-1.0	350	3662	-
175	<a href="#">H030D</a>	Pref. recruitment for men	discrete	numeric-1.0	350	3662	-
176	<a href="#">H030F</a>	Differential retirement age	discrete	numeric-1.0	350	3662	-
177	<a href="#">H030G</a>	Preferential payment	discrete	numeric-1.0	350	3662	-
178	<a href="#">H030H</a>	Others (specify)	discrete	numeric-1.0	350	3662	-
179	<a href="#">H030S</a>	Other-Specify	discrete	character-30	3	0	-
180	<a href="#">H040A</a>	Quota for women (managm.)	discrete	numeric-1.0	4012	0	-
181	<a href="#">H040B</a>	Overall quota for women	discrete	numeric-1.0	4012	0	-
182	<a href="#">H040C</a>	Pref. recruitment for women	discrete	numeric-1.0	4012	0	-
183	<a href="#">H040D</a>	Pref. recruitment for men	discrete	numeric-1.0	4012	0	-
184	<a href="#">H040H</a>	Maternity leave	discrete	numeric-1.0	4012	0	-
185	<a href="#">H040E</a>	Differential retirement age	discrete	numeric-1.0	4012	0	-
186	<a href="#">H040F</a>	Preferential payment	discrete	numeric-1.0	4012	0	-
187	<a href="#">H040G</a>	Others (specify)	discrete	numeric-1.0	4012	0	-
188	<a href="#">H040S</a>	Other-Specify	discrete	character-30	8	0	-
189	<a href="#">I010</a>	M52:I010 Has your organization introduced the use of ICT?	discrete	numeric-1.0	4012	0	-
190	<a href="#">I020A</a>	Production	discrete	numeric-1.0	163	3849	-
191	<a href="#">I020B</a>	Marketing	discrete	numeric-1.0	163	3849	-
192	<a href="#">I020C</a>	Human resource management	discrete	numeric-1.0	163	3849	-
193	<a href="#">I020D</a>	Communication	discrete	numeric-1.0	163	3849	-
194	<a href="#">I020E</a>	Records management	discrete	numeric-1.0	163	3849	-
195	<a href="#">I020F</a>	Accounting/Finance/ Budgeting	discrete	numeric-1.0	163	3849	-
196	<a href="#">I020H</a>	Recruitment	discrete	numeric-1.0	163	3849	-
197	<a href="#">I020G</a>	Others (specify)	discrete	numeric-1.0	163	3849	-
198	<a href="#">I020S</a>	Other-Specify	discrete	character-1	0	0	-
199	<a href="#">I030A</a>	Production	discrete	numeric-1.0	163	3849	-
200	<a href="#">I030B</a>	Marketing	discrete	numeric-1.0	163	3849	-
201	<a href="#">I030C</a>	Human resource management	discrete	numeric-1.0	163	3849	-
202	<a href="#">I030D</a>	Communication	discrete	numeric-1.0	163	3849	-

<b>File Informal_employee</b>							
#	Name	Label	Type	Format	Valid	Invalid	Question
203	<a href="#">I030E</a>	Records management	discrete	numeric-1.0	163	3849	-
204	<a href="#">I030F</a>	Accounting/Finance/ Budgeting	discrete	numeric-1.0	163	3849	-
205	<a href="#">I030H</a>	Recruitment	discrete	numeric-1.0	163	3849	-
206	<a href="#">I030G</a>	Others (specify)	discrete	numeric-1.0	163	3849	-
207	<a href="#">I030S</a>	Other-Specify	discrete	character-1	0	0	-
208	<a href="#">I040A</a>	Individual Computer	discrete	numeric-1.0	163	3849	-
209	<a href="#">I040B</a>	Shared computer	discrete	numeric-1.0	163	3849	-
210	<a href="#">I040C</a>	Private access to email	discrete	numeric-1.0	163	3849	-
211	<a href="#">I040D</a>	Common access to email	discrete	numeric-1.0	163	3849	-
212	<a href="#">I040E</a>	Access to internet	discrete	numeric-1.0	163	3849	-
213	<a href="#">I040F</a>	Others (specify).	discrete	numeric-1.0	163	3849	-
214	<a href="#">I040S</a>	Other-Specify	discrete	character-24	1	0	-
215	<a href="#">I050A</a>	Individual Computer	discrete	numeric-1.0	163	3849	-
216	<a href="#">I050B</a>	Shared computer	discrete	numeric-1.0	163	3849	-
217	<a href="#">I050C</a>	Private access to email	discrete	numeric-1.0	163	3849	-
218	<a href="#">I050D</a>	Common access to email	discrete	numeric-1.0	163	3849	-
219	<a href="#">I050E</a>	Access to internet	discrete	numeric-1.0	163	3849	-
220	<a href="#">I050F</a>	Others (specify).	discrete	numeric-1.0	163	3849	-
221	<a href="#">I050S</a>	Other-Specify	discrete	character-17	1	0	-
222	<a href="#">I060</a>	Do you feel properly equipped to make fully use of the potential of ICT at your workplace?	discrete	numeric-1.0	163	3849	-
223	<a href="#">J010</a>	M52:J010 Monthly gross earnings	continuous	numeric-8.0	3309	703	-
224	<a href="#">J011</a>	M52:J011 What is your monthly net earnings?	continuous	numeric-8.0	3329	683	-
225	<a href="#">J020</a>	M52:J020 Mode of your monthly payment?	discrete	numeric-1.0	3331	681	-
226	<a href="#">J020S</a>	Other-Specify	discrete	character-30	7	0	-
227	<a href="#">J030</a>	M52:J030 Do you have another occupation / job/ employment?	discrete	numeric-1.0	4012	0	-
228	<a href="#">J040</a>	M52:J040 If yes, what kind of occupation / job	discrete	character-30	730	0	-
229	<a href="#">J040A</a>	ISCO Code	discrete	numeric-4.0	735	3277	-
230	<a href="#">ISCO1J040A</a>	ISCO_FIRST_LEVELJ040A	discrete	numeric-5.2	735	3277	-
231	<a href="#">J050</a>	M52:J050 Average annual gross income from all additional job(s)?	continuous	numeric-8.0	720	3292	-
232	<a href="#">K010</a>	M52:K010 Do you have an HIV / AIDS policy at workplace?	discrete	numeric-1.0	4012	0	-
233	<a href="#">K020A</a>	VCT services	discrete	numeric-1.0	1196	2816	-



<b>File Informal_employee</b>							
#	Name	Label	Type	Format	Valid	Invalid	Question
234	<a href="#">K020B</a>	Free ARVs for HIV+ workers	discrete	numeric-1.0	1196	2816	-
235	<a href="#">K020C</a>	Free condom distribution	discrete	numeric-1.0	1196	2816	-
236	<a href="#">K020D</a>	Free food for HIV+ workers	discrete	numeric-1.0	1196	2816	-
237	<a href="#">K020E</a>	Equal rights	discrete	numeric-1.0	1196	2816	-
238	<a href="#">K020F</a>	Others (specify)	discrete	numeric-1.0	1196	2816	-
239	<a href="#">K020S</a>	Other-Specify	discrete	character-30	12	0	-
240	<a href="#">N020</a>	Are you currently looking for a different job?	discrete	numeric-1.0	4012	0	-
241	<a href="#">N030</a>	Which occupations are you targeting?	discrete	character-40	424	0	-
242	<a href="#">N030A</a>	ISCO	discrete	numeric-4.0	426	3586	-
243	<a href="#">ISCO1N030A</a>	ISCO_FIRST_LEVELN030A	discrete	numeric-5.2	426	3586	-
244	<a href="#">N0302</a>	Which occupations are you targeting?	discrete	character-38	101	0	-
245	<a href="#">N030B</a>	ISCO	discrete	numeric-4.0	103	3909	-
246	<a href="#">ISCO1N030B</a>	ISCO_FIRST_LEVELN030B	discrete	numeric-5.2	103	3909	-
247	<a href="#">N040A</a>	Word of mouth/family/friends	discrete	numeric-1.0	426	3586	-
248	<a href="#">N040B</a>	Unsolicited / passing-by	discrete	numeric-1.0	426	3586	-
249	<a href="#">N040C</a>	Internet, media	discrete	numeric-1.0	426	3586	-
250	<a href="#">N040D</a>	LMIS	discrete	numeric-1.0	426	3586	-
251	<a href="#">N040E</a>	Job agents / bureaus	discrete	numeric-1.0	426	3586	-
252	<a href="#">N040F</a>	Training institutions	discrete	numeric-1.0	426	3586	-
253	<a href="#">N040G</a>	Other (specify)	discrete	numeric-1.0	426	3586	-
254	<a href="#">N040S</a>	Other-Specify	discrete	character-30	30	0	-
255	<a href="#">N050</a>	M52:N050 Are you willing to move away from your current place of residence for a different job ?	discrete	numeric-1.0	4012	0	-
256	<a href="#">N060</a>	Why are you willing to move?	discrete	numeric-1.0	2931	1081	-
257	<a href="#">N060S</a>	Other-Specify	discrete	character-30	21	0	-
258	<a href="#">N070</a>	Where do you want to move to?	discrete	numeric-1.0	2931	1081	-
259	<a href="#">N080A</a>	If you don't want to move, please indicate why	discrete	numeric-1.0	1080	2932	-
260	<a href="#">N080B</a>	If you don't want to move, please indicate why	discrete	numeric-1.0	763	3249	-
261	<a href="#">N080C</a>	If you don't want to move, please indicate why	discrete	numeric-1.0	414	3598	-
262	<a href="#">N080S</a>	Other-Specify	discrete	character-30	160	0	-
263	<a href="#">N081A</a>	If you only want to move within Rwanda or within EAC, please indicate why	discrete	numeric-1.0	1471	2541	-

<b>File Informal_employee</b>							
#	Name	Label	Type	Format	Valid	Invalid	Question
264	<a href="#">N081B</a>	If you only want to move within Rwanda or within EAC, please indicate why	discrete	numeric-1.0	1174	2838	-
265	<a href="#">N081C</a>	If you only want to move within Rwanda or within EAC, please indicate why	discrete	numeric-1.0	644	3368	-
266	<a href="#">N081S</a>	Other-Specify	discrete	character-30	112	0	-
267	<a href="#">Orig_wel..</a>	-	continuous	numeric-6.2	4012	0	-
268	<a href="#">Normalized</a>	-	continuous	numeric-15.12	4012	0	-
269	<a href="#">ISIC1B020S</a>	ISIC_LEVEL1B020S	discrete	numeric-7.2	4012	0	-
270	<a href="#">DIS_CODE</a>	-	continuous	numeric-2.0	4012	0	-

<b>File Informal_employer</b>							
#	Name	Label	Type	Format	Valid	Invalid	Question
1	<a href="#">IDA</a>	Sample code	continuous	numeric-8.0	1664	0	-
2	<a href="#">IDB</a>	Zone Number	discrete	numeric-2.0	1664	0	-
3	<a href="#">IDC</a>	PROVINCE / KIGALI CITY	discrete	numeric-1.0	1664	0	-
4	<a href="#">IDD</a>	DISTRICT	discrete	numeric-1.0	1664	0	-
5	<a href="#">Dis_C</a>	District code	continuous	numeric-3.0	1664	0	-
6	<a href="#">IDE</a>	SECTOR	discrete	numeric-2.0	1664	0	-
7	<a href="#">IDF</a>	CELL	discrete	numeric-2.0	1664	0	-
8	<a href="#">IDG</a>	VILLAGE	continuous	numeric-2.0	1664	0	-
9	<a href="#">P1</a>	Province Name	discrete	character-10	1664	0	-
10	<a href="#">P2</a>	District Name	discrete	character-10	1664	0	-
11	<a href="#">P3</a>	Sector Name	discrete	character-12	1664	0	-
12	<a href="#">P4</a>	Cell Name	discrete	character-15	1664	0	-
13	<a href="#">P5</a>	Village Name	discrete	character-15	1663	0	-
14	<a href="#">REASONS</a>	Reason-Specify	discrete	character-22	1	0	-
15	<a href="#">O040</a>	Are you registred in RRA?	discrete	numeric-1.0	1664	0	-
16	<a href="#">O041</a>	How many working persons do you have ?	discrete	numeric-1.0	271	1393	-
17	<a href="#">O042</a>	Do you keep regular account books?	discrete	numeric-1.0	271	1393	-
18	<a href="#">O050</a>	Position of respondent	discrete	numeric-1.0	1664	0	-
19	<a href="#">O050S</a>	Other-Specify	discrete	character-15	19	0	-
20	<a href="#">A020</a>	Sex	discrete	numeric-1.0	1491	173	-
21	<a href="#">A030</a>	Age in completed years	discrete	numeric-2.0	1491	173	-
22	<a href="#">Ag_gr</a>	Age group	discrete	numeric-4.2	1491	173	-
23	<a href="#">A040</a>	Marital status	discrete	numeric-1.0	1491	173	-
24	<a href="#">A050</a>	Nationality	discrete	numeric-1.0	1491	173	-
25	<a href="#">A050S</a>	The rest of Africa (specify)	discrete	character-13	3	0	-

<b>File Informal_employer</b>							
#	Name	Label	Type	Format	Valid	Invalid	Question
26	<a href="#">A050SS</a>	The rest of world (specify)	discrete	character-1	0	0	-
27	<a href="#">A060</a>	Education you have completed?	discrete	numeric-2.0	1491	173	-
28	<a href="#">A060S</a>	Other-Specify	discrete	character-30	61	0	-
29	<a href="#">A070</a>	Field of Specialization	discrete	character-30	197	0	-
30	<a href="#">A070A</a>	ISCED	discrete	numeric-4.0	257	1407	-
31	<a href="#">ISCED1A0..</a>	ISCED-LEVEL 1A070A	discrete	numeric-4.2	257	1407	-
32	<a href="#">ISCED2A070</a>	ISCED -LEVEL2A070	discrete	numeric-5.2	257	1407	-
33	<a href="#">A071</a>	Where have you got your highest level of education?	discrete	numeric-1.0	257	1407	-
34	<a href="#">A072</a>	Are you currently enrolled in further training?	discrete	numeric-1.0	1491	173	-
35	<a href="#">A073</a>	Field/type of training you are enrolled for	discrete	character-30	91	0	-
36	<a href="#">A073A</a>	ISCED Code	discrete	numeric-4.0	92	1572	-
37	<a href="#">ISCED1A0..</a>	ISCED-LEVEL 1A073A	discrete	numeric-4.2	92	1572	-
38	<a href="#">ISCED2A073</a>	ISCED -LEVEL2A073	discrete	numeric-5.2	92	1572	-
39	<a href="#">A074</a>	Degree are you expecting from that training	discrete	numeric-2.0	92	1572	-
40	<a href="#">A074S</a>	Other (specify)	discrete	character-29	21	0	-
41	<a href="#">A110</a>	What is your current main occupation / job title?	discrete	character-30	1468	0	-
42	<a href="#">A110A</a>	ISCO	discrete	numeric-4.0	1491	173	-
43	<a href="#">ISCO1A110A</a>	ISCO_FIRST_LEVELA110A	discrete	numeric-5.2	1491	173	-
44	<a href="#">A120</a>	Is this your main or secondary occupation / job?	discrete	numeric-1.0	1491	173	-
45	<a href="#">A130</a>	What is the other occupation?	discrete	character-30	254	0	-
46	<a href="#">A130A</a>	ISCO	discrete	numeric-4.0	261	1403	-
47	<a href="#">ISCO1A130A</a>	ISCO_FIRST_LEVELA130A	discrete	numeric-5.2	261	1403	-
48	<a href="#">A140</a>	Does your current job match your off.education?	discrete	numeric-1.0	1491	173	-
49	<a href="#">A150</a>	Is this your first employment in Rwanda after reaching 15 years old	discrete	numeric-1.0	1491	173	-
50	<a href="#">A151</a>	What kind of establishment did you work for before joining your current employer?	discrete	numeric-1.0	719	945	-
51	<a href="#">A151S</a>	Other-Specify	discrete	character-15	31	0	-
52	<a href="#">A152</a>	What was your employment status?	discrete	numeric-1.0	719	945	-
53	<a href="#">A153</a>	Establishment's main economic activity?	discrete	character-30	715	0	-
54	<a href="#">A153A</a>	ISIC	discrete	numeric-4.0	719	945	-
55	<a href="#">ISIC1A153A</a>	ISIC_LEVEL1A153A	discrete	numeric-7.2	719	945	-

<b>File Informal_employer</b>							
#	Name	Label	Type	Format	Valid	Invalid	Question
56	<a href="#">A154</a>	What was your occupation?	discrete	character-30	714	0	-
57	<a href="#">A154A</a>	ISCO	discrete	numeric-4.0	719	945	-
58	<a href="#">ISCO1A154A</a>	ISCO_FIRST_LEVELA154A	discrete	numeric-5.2	719	945	-
59	<a href="#">A155</a>	How long did you work in the previous job?	continuous	numeric-2.0	719	945	-
60	<a href="#">EXGR_A155</a>	Previous expirience groups	discrete	numeric-4.2	719	945	-
61	<a href="#">A156</a>	Was the job marched your education?	discrete	numeric-1.0	719	945	-
62	<a href="#">A157</a>	Ministry and other institutions	continuous	numeric-2.0	716	948	-
63	<a href="#">A157A</a>	Parastatal	discrete	numeric-2.0	716	948	-
64	<a href="#">A157B</a>	Company	continuous	numeric-2.0	716	948	-
65	<a href="#">A157C</a>	Co-operative	discrete	numeric-2.0	716	948	-
66	<a href="#">A157D</a>	NGO/CSO/CBO	discrete	numeric-2.0	716	948	-
67	<a href="#">A157E</a>	Other	continuous	numeric-2.0	716	948	-
68	<a href="#">TE</a>	Total experience	continuous	numeric-5.2	716	948	-
69	<a href="#">A157S</a>	Other-Specify	discrete	character-23	18	0	-
70	<a href="#">A158</a>	What was your highest level of education when you first enter the labour market ? (after reaching 15 year of age)	discrete	numeric-1.0	1491	173	-
71	<a href="#">A159</a>	Indicate the year of your graduation before entering the labour market for the first time.	continuous	numeric-4.0	395	1269	-
72	<a href="#">A159_grp</a>	Age_group of A159	continuous	numeric-5.2	395	1269	-
73	<a href="#">A160Y</a>	How long did it take you to find your first job?	continuous	numeric-2.0	395	1269	-
74	<a href="#">A160M</a>	How long did it take you to find your first job?	discrete	numeric-2.0	395	1269	-
75	<a href="#">M_A160</a>	A160 in Months	continuous	numeric-6.2	395	1269	-
76	<a href="#">int_mont</a>	Interval in months	discrete	numeric-4.2	395	1269	-
77	<a href="#">A161</a>	Do you have any disability?	discrete	numeric-1.0	1491	173	-
78	<a href="#">A162</a>	If Yes, what type of disability	discrete	numeric-1.0	51	1613	-
79	<a href="#">A162S</a>	Other-specify	discrete	character-17	2	0	-
80	<a href="#">B010</a>	When did you start this establishment?	discrete	numeric-4.0	1664	0	-
81	<a href="#">B010_int</a>	B010_intervals	discrete	numeric-4.2	1664	0	-
82	<a href="#">B020</a>	Main activity 1	discrete	character-30	1657	0	-
83	<a href="#">B020S</a>	ISIC 1	discrete	numeric-4.0	1664	0	-
84	<a href="#">ISIC1B020S</a>	ISIC_LEVEL1B020S	discrete	numeric-7.2	1664	0	-
85	<a href="#">B020A</a>	Main Activity 2	discrete	character-30	528	0	-
86	<a href="#">B020AS</a>	ISIC 2	discrete	numeric-4.0	336	1328	-

<b>File Informal_employer</b>							
#	Name	Label	Type	Format	Valid	Invalid	Question
87	<a href="#">ISIC1B02..</a>	ISIC_LEVEL1B020AS	discrete	numeric-5.2	336	1328	-
88	<a href="#">B020B</a>	Main Activity 3	discrete	character-30	144	0	-
89	<a href="#">B020BS</a>	ISIC 3	discrete	numeric-4.0	62	1602	-
90	<a href="#">ISIC1B02..</a>	ISIC_LEVEL1B020BS	discrete	numeric-7.2	62	1602	-
91	<a href="#">B030</a>	What is the the legal status of your establishment	discrete	numeric-1.0	1664	0	-
92	<a href="#">B030S</a>	Other-Specify	discrete	character-20	40	0	-
93	<a href="#">B031</a>	Rwandese-male	continuous	numeric-5.0	49	1615	-
94	<a href="#">B031A</a>	Rwandese-Female	continuous	numeric-5.0	49	1615	-
95	<a href="#">B031B</a>	Rwandese-Totale	continuous	numeric-5.0	49	1615	-
96	<a href="#">B031C</a>	EAC Citizens-Male	continuous	numeric-5.0	49	1615	-
97	<a href="#">B031D</a>	EAC Citizens-Female	continuous	numeric-5.0	49	1615	-
98	<a href="#">B031E</a>	EAC Citizens-Totale	continuous	numeric-5.0	49	1615	-
99	<a href="#">B031F</a>	Other africa-Male	continuous	numeric-5.0	49	1615	-
100	<a href="#">B031G</a>	Other africa-Female	continuous	numeric-5.0	49	1615	-
101	<a href="#">B031H</a>	Other africa-Tot	continuous	numeric-5.0	49	1615	-
102	<a href="#">B031I</a>	Rest of the World-male	continuous	numeric-5.0	49	1615	-
103	<a href="#">B031J</a>	Rest of the World-female	continuous	numeric-5.0	49	1615	-
104	<a href="#">B031K</a>	Rest of the World-Tot	discrete	numeric-5.0	49	1615	-
105	<a href="#">B031L</a>	Total-Male	continuous	numeric-5.0	49	1615	-
106	<a href="#">B031M</a>	Total-Female	continuous	numeric-5.0	49	1615	-
107	<a href="#">B031N</a>	Total-Total	continuous	numeric-5.0	49	1615	-
108	<a href="#">Rw_tot2</a>	-	continuous	numeric-6.2	49	1615	-
109	<a href="#">EAC_tot2</a>	-	discrete	numeric-4.2	49	1615	-
110	<a href="#">Other_af..</a>	-	discrete	numeric-4.2	49	1615	-
111	<a href="#">Rest_wor..</a>	-	discrete	numeric-4.2	49	1615	-
112	<a href="#">TOT_tot2</a>	-	continuous	numeric-6.2	49	1615	-
113	<a href="#">B040</a>	Where do you mainly undertake your business?	discrete	numeric-2.0	1664	0	-
114	<a href="#">B040S</a>	Other (specify)	discrete	character-20	14	0	-
115	<a href="#">B050</a>	Ownership of premises	discrete	numeric-1.0	1664	0	-
116	<a href="#">B050S</a>	Other-Specify	discrete	character-20	2	0	-
117	<a href="#">B060</a>	Are there plans to register your enterprise with the Registrar of Companies(RDB)?	discrete	numeric-1.0	1664	0	-
118	<a href="#">B061</a>	Are there plans to register your enterprise at RRA	discrete	numeric-1.0	1664	0	-
119	<a href="#">B070</a>	Does the enterprise have any license to operate?	discrete	numeric-1.0	1664	0	-
120	<a href="#">B080</a>	Under what license does the business operate?	discrete	numeric-1.0	1565	99	-

<b>File Informal_employer</b>							
#	Name	Label	Type	Format	Valid	Invalid	Question
121	<a href="#">B080S</a>	Other-specify	discrete	character-20	16	0	-
122	<a href="#">B090</a>	Water	discrete	numeric-1.0	1664	0	-
123	<a href="#">B090A</a>	Electricity	discrete	numeric-1.0	1664	0	-
124	<a href="#">B090B</a>	Toilet / pit latrine	discrete	numeric-1.0	1664	0	-
125	<a href="#">B090C</a>	Waste disposal	discrete	numeric-1.0	1664	0	-
126	<a href="#">B090D</a>	Other	discrete	numeric-1.0	1664	0	-
127	<a href="#">B090S</a>	Other (specify)	discrete	character-20	6	0	-
128	<a href="#">B091</a>	Water	discrete	numeric-1.0	542	1122	-
129	<a href="#">B091A</a>	Electricity	discrete	numeric-1.0	1096	568	-
130	<a href="#">B091B</a>	Toilet / pit latrine	discrete	numeric-1.0	1436	228	-
131	<a href="#">B091C</a>	Waste disposal	discrete	numeric-1.0	1301	363	-
132	<a href="#">B091D</a>	Other	discrete	numeric-1.0	107	1557	-
133	<a href="#">B091S</a>	Other (specify)	discrete	character-15	1	0	-
134	<a href="#">B100</a>	Does the government provide these utilities?	discrete	numeric-1.0	1664	0	-
135	<a href="#">B110</a>	Postal Services	discrete	numeric-1.0	1664	0	-
136	<a href="#">B110A</a>	Banking	discrete	numeric-1.0	1664	0	-
137	<a href="#">B110B</a>	Telephone	discrete	numeric-1.0	1664	0	-
138	<a href="#">B110C</a>	Internet	discrete	numeric-1.0	1664	0	-
139	<a href="#">B110D</a>	Transport (Own car)	discrete	numeric-1.0	1664	0	-
140	<a href="#">B110E</a>	Other	discrete	numeric-1.0	1664	0	-
141	<a href="#">B110S</a>	Other (specify)	discrete	character-15	20	0	-
142	<a href="#">C010</a>	On average how many hours does your business operate per day?	continuous	numeric-2.0	1584	80	-
143	<a href="#">C020</a>	How many days per week does your business normally operate?	continuous	numeric-1.0	1663	1	-
144	<a href="#">C030</a>	How many days do you usually work per week?	continuous	numeric-1.0	1661	3	-
145	<a href="#">C040</a>	Do you keep written records/ business records?	discrete	numeric-1.0	1664	0	-
146	<a href="#">C050</a>	Why don't you keep records?	discrete	numeric-1.0	1577	87	-
147	<a href="#">C050S</a>	Other-Specify	discrete	character-20	40	0	-
148	<a href="#">D010</a>	How many persons are currently engaged in this establishment?	continuous	numeric-3.0	1664	0	-
149	<a href="#">D010_INT</a>	Intervals D010	discrete	numeric-1.0	1664	0	-
150	<a href="#">D020</a>	Working owners-Male	continuous	numeric-2.0	1151	513	-
151	<a href="#">D020A</a>	Working owners-Female	continuous	numeric-2.0	581	1083	-
152	<a href="#">D020B</a>	Working owners-Totale	continuous	numeric-2.0	1407	257	-
153	<a href="#">D020C</a>	Contributing family workers-Male	discrete	numeric-1.0	117	1547	-

<b>File Informal_employer</b>							
#	Name	Label	Type	Format	Valid	Invalid	Question
154	<a href="#">D020D</a>	Contributing family workers-Female	discrete	numeric-1.0	247	1417	-
155	<a href="#">D020E</a>	Contributing family workers-Totale	discrete	numeric-1.0	349	1315	-
156	<a href="#">D020F</a>	Paid employees-Male	continuous	numeric-3.0	976	688	-
157	<a href="#">D020G</a>	Paid employees-Female	discrete	numeric-2.0	359	1305	-
158	<a href="#">D020H</a>	Paid employees-Tot	continuous	numeric-3.0	1122	542	-
159	<a href="#">D020I</a>	Unpaid employees out of the family-male	continuous	numeric-2.0	14	1650	-
160	<a href="#">D020J</a>	Unpaid employees out of the family-female	continuous	numeric-2.0	16	1648	-
161	<a href="#">D020K</a>	Unpaid employees out of the family-Tot	continuous	numeric-2.0	26	1638	-
162	<a href="#">TOT_M</a>	Total male	continuous	numeric-6.2	1541	123	-
163	<a href="#">TOT_F</a>	Total female	continuous	numeric-5.2	1045	619	-
164	<a href="#">D020T</a>	Total	continuous	numeric-3.0	1664	0	-
165	<a href="#">D021</a>	2008	continuous	numeric-2.0	1664	0	-
166	<a href="#">D021A</a>	2009	continuous	numeric-3.0	1664	0	-
167	<a href="#">D021B</a>	2010	continuous	numeric-3.0	1664	0	-
168	<a href="#">D022</a>	2008	discrete	numeric-2.0	1664	0	-
169	<a href="#">D022A</a>	2009	discrete	numeric-1.0	1664	0	-
170	<a href="#">D022B</a>	2010	discrete	numeric-2.0	1664	0	-
171	<a href="#">D024</a>	Does your establishment have a plan to increase or decrease the number of employees between 2012 and 2021?	discrete	numeric-1.0	1664	0	-
172	<a href="#">D040</a>	What is the major factor that influences the number of persons engaged in your establishment	discrete	numeric-1.0	1664	0	-
173	<a href="#">D040S</a>	Other-Specify	discrete	character-20	76	0	-
174	<a href="#">D060</a>	What skills / qualifications are in general lacking among your staff?	discrete	numeric-2.0	1664	0	-
175	<a href="#">D060A</a>	What skills / qualifications are in general lacking among your staff?	discrete	numeric-2.0	1037	627	-
176	<a href="#">D060B</a>	What skills / qualifications are in general lacking among your staff?	discrete	numeric-2.0	569	1095	-
177	<a href="#">D060S</a>	Other-Specify	discrete	character-20	47	0	-
178	<a href="#">Yes_chal</a>	Have challenge or not	discrete	numeric-4.2	1664	0	-
179	<a href="#">D071</a>	Which challenges limit the training of your staff?	discrete	numeric-1.0	1664	0	-
180	<a href="#">D071A</a>	Which challenges limit the training of your staff?	discrete	numeric-1.0	785	879	-

<b>File Informal_employer</b>							
#	Name	Label	Type	Format	Valid	Invalid	Question
181	<a href="#">D071B</a>	Which challenges limit the training of your staff?	discrete	numeric-1.0	389	1275	-
182	<a href="#">D071S</a>	Other-Specify	discrete	character-20	65	0	-
183	<a href="#">Hired_TVET</a>	Have you hired TVET graduate?	discrete	numeric-4.2	1664	0	-
184	<a href="#">D072</a>	If you have hired graduates of TVET and / or higher institutions, how satisfied are you with their performance?	discrete	numeric-1.0	1664	0	-
185	<a href="#">Hired_High</a>	Have you hired University graduates?	discrete	numeric-4.2	1664	0	-
186	<a href="#">D072A</a>	If you have hired graduates of TVET and / or higher institutions, how satisfied are you with their performance?	discrete	numeric-1.0	1664	0	-
187	<a href="#">D073</a>	In your view, what has to be improved in the training and education in TVET	discrete	numeric-2.0	1664	0	-
188	<a href="#">D073A</a>	In your view, what has to be improved in the training and education in TVET	discrete	numeric-2.0	1021	643	-
189	<a href="#">D073B</a>	In your view, what has to be improved in the training and education in TVET	discrete	numeric-2.0	562	1102	-
190	<a href="#">D073S</a>	Other-Specify	discrete	character-20	332	0	-
191	<a href="#">D07A</a>	In your view, what has to be improved in the training and education in higher institutions	discrete	numeric-2.0	1664	0	-
192	<a href="#">D073C</a>	In your view, what has to be improved in the training and education in higher institutions	discrete	numeric-2.0	910	754	-
193	<a href="#">D073D</a>	In your view, what has to be improved in the training and education in higher institutions	discrete	numeric-2.0	480	1184	-
194	<a href="#">D073T</a>	Other-Specify_higher institutions	discrete	character-20	63	0	-
195	<a href="#">D080</a>	Does your establishment have an industrial att. / apprenticeship / internship progr.?	discrete	numeric-1.0	1664	0	-
196	<a href="#">D090</a>	If Yes, how many interns do you have on average annually?	discrete	numeric-2.0	153	1511	-
197	<a href="#">D090A</a>	If Yes, how many interns do you have on average annually?	continuous	numeric-2.0	153	1511	-
198	<a href="#">D090B</a>	If Yes, how many interns do you have on average annually?	continuous	numeric-2.0	153	1511	-
199	<a href="#">D100</a>	Hired male in 2009	discrete	numeric-3.0	153	1511	-



<b>File Informal_employer</b>							
#	Name	Label	Type	Format	Valid	Invalid	Question
200	<a href="#">D100A</a>	Hired female in 2009	discrete	numeric-3.0	153	1511	-
201	<a href="#">D100B</a>	Hired total 2009	discrete	numeric-3.0	153	1511	-
202	<a href="#">D100C</a>	Hired male 2010	discrete	numeric-3.0	153	1511	-
203	<a href="#">D100D</a>	Hired female 2010	discrete	numeric-3.0	153	1511	-
204	<a href="#">D100E</a>	Hired total 2010	discrete	numeric-3.0	153	1511	-
205	<a href="#">D100F</a>	Hired male 2011	discrete	numeric-3.0	153	1511	-
206	<a href="#">D100G</a>	Hired female 2011	discrete	numeric-3.0	153	1511	-
207	<a href="#">D100H</a>	Total hired 2011	discrete	numeric-3.0	153	1511	-
208	<a href="#">D110</a>	How long are the apprenticeships / attachments / internships on average?	continuous	numeric-2.0	173	1491	-
209	<a href="#">D120</a>	What are the financial agreements?	discrete	numeric-1.0	173	1491	-
210	<a href="#">D130</a>	What is the reason for not hosting interns	discrete	numeric-1.0	1491	173	-
211	<a href="#">D130A</a>	What is the reason for not hosting interns	discrete	numeric-1.0	671	993	-
212	<a href="#">D130B</a>	What is the reason for not hosting interns	discrete	numeric-1.0	241	1423	-
213	<a href="#">D130S</a>	Other (indicate)	discrete	character-20	70	0	-
214	<a href="#">E010</a>	What was the major source of your start- up capital for your business?	discrete	numeric-2.0	1664	0	-
215	<a href="#">E010S</a>	Other-Specify	discrete	character-15	11	0	-
216	<a href="#">E020</a>	If own saving, what was the major source?	discrete	numeric-1.0	1096	568	-
217	<a href="#">E020S</a>	Other-specify	discrete	character-15	25	0	-
218	<a href="#">E030</a>	Have you ever applied for a loan from a bank or another financial institution?	discrete	numeric-1.0	1664	0	-
219	<a href="#">E031A</a>	No need	discrete	numeric-1.0	868	796	-
220	<a href="#">E031B</a>	No guarantee	discrete	numeric-1.0	868	796	-
221	<a href="#">E031C</a>	Long procedures	discrete	numeric-1.0	868	796	-
222	<a href="#">E031D</a>	High interest rate	discrete	numeric-1.0	868	796	-
223	<a href="#">E031E</a>	Lack of information	discrete	numeric-1.0	868	796	-
224	<a href="#">E031F</a>	Fear of risks	discrete	numeric-1.0	868	796	-
225	<a href="#">E031G</a>	Other(specify)	discrete	numeric-1.0	868	796	-
226	<a href="#">E031H</a>	Other(specify)	discrete	character-15	20	0	-
227	<a href="#">E032</a>	Have you received a loan from a bank or another financial institution?	discrete	numeric-1.0	796	868	-
228	<a href="#">E033</a>	Why didn't you receive the loan you applied for?	discrete	numeric-1.0	99	1565	-
229	<a href="#">E040</a>	What is the average annually gross income that you	continuous	numeric-8.0	1232	432	-

<b>File Informal_employer</b>							
#	Name	Label	Type	Format	Valid	Invalid	Question
		are receiving from your establishm in 2010?					
230	<a href="#">F010</a>	Number of Permanent employees at 30 september 2011 received wages and salaries	continuous	numeric-3.0	1646	18	-
231	<a href="#">F010D</a>	Number of permanent employees received bonus	continuous	numeric-3.0	1629	35	-
232	<a href="#">F010G</a>	Number of permanent employees received allowances	continuous	numeric-3.0	1628	36	-
233	<a href="#">F01B</a>	Number of permanent employees received social security contribution	continuous	numeric-3.0	1628	36	-
234	<a href="#">F010N</a>	Number of permanent employees received training	continuous	numeric-3.0	1628	36	-
235	<a href="#">F010Q</a>	Number of permanent employees received other benefits	continuous	numeric-3.0	1628	36	-
236	<a href="#">F010A</a>	Wages and salaries for permanent	continuous	numeric-8.0	1572	92	-
237	<a href="#">F010E</a>	Amount paid of Bonus to Permanant	continuous	numeric-8.0	1563	101	-
238	<a href="#">F010H</a>	Amount paid of allowances to Permanant	continuous	numeric-8.0	1561	103	-
239	<a href="#">F010K</a>	Amount paid of social security contribution to Permanant	continuous	numeric-8.0	1558	106	-
240	<a href="#">F010O</a>	Amount paid for training contribution to Permanant	continuous	numeric-8.0	1560	104	-
241	<a href="#">F010R</a>	Amount paid for other benefits to Permanant	continuous	numeric-8.0	1563	101	-
242	<a href="#">Tot_perm</a>	Total paid to permanent	continuous	numeric-10.2	1625	39	-
243	<a href="#">F010B</a>	Number of temporally/casual employees receive wages and salaries	continuous	numeric-3.0	1630	34	-
244	<a href="#">F01A</a>	Number of temporally/casual employees received bonus	discrete	numeric-3.0	1626	38	-
245	<a href="#">F010I</a>	Number of temporally/ casual employees received allowances	discrete	numeric-3.0	1626	38	-
246	<a href="#">F010L</a>	Number of temporally/casual employees received social security contribution	discrete	numeric-3.0	1626	38	-
247	<a href="#">F01C</a>	Number of temporally/casual employees received training	discrete	numeric-3.0	1626	38	-
248	<a href="#">F010S</a>	Number of temporally/casual employees received other benefits	continuous	numeric-3.0	1626	38	-
249	<a href="#">F010C</a>	Wage and salaries including over time for temporally/ casual	continuous	numeric-8.0	1626	38	-

<b>File Informal_employer</b>							
#	Name	Label	Type	Format	Valid	Invalid	Question
250	<a href="#">F010F</a>	Amount paid of Bonus to temporally/casual	continuous	numeric-8.0	1623	41	-
251	<a href="#">F010J</a>	Amount paid of allowances to temporally/casual	continuous	numeric-8.0	1621	43	-
252	<a href="#">F010M</a>	Amount paid of social security contribution to temporally/casual	discrete	numeric-8.0	1626	38	-
253	<a href="#">F010P</a>	Amount paid for training contribution to temporally/casual	discrete	numeric-8.0	1626	38	-
254	<a href="#">F010T</a>	Amount paid for other benefits to temporally/casual	continuous	numeric-8.0	1621	43	-
255	<a href="#">expend_t..</a>	Labour expenditure on temporally	continuous	numeric-8.0	1630	34	-
256	<a href="#">F20</a>	Can any of your product (good or service) be exported to EAC or Word market?	discrete	numeric-1.0	1662	2	-
257	<a href="#">Exp_2011</a>	Exportation in 2011	discrete	numeric-4.2	123	1541	-
258	<a href="#">F030</a>	YES to EAC market	discrete	numeric-1.0	123	1541	-
259	<a href="#">F030A</a>	YES to Other African market	discrete	numeric-1.0	123	1541	-
260	<a href="#">F030B</a>	YES, out side of Africa	discrete	numeric-1.0	123	1541	-
261	<a href="#">Exp_B_2011</a>	Exportation before 2011	discrete	numeric-4.2	123	1541	-
262	<a href="#">F040</a>	YES to EAC market	discrete	numeric-1.0	123	1541	-
263	<a href="#">F040A</a>	YES to Other African market	discrete	numeric-1.0	123	1541	-
264	<a href="#">F040B</a>	YES, out side of Africa	discrete	numeric-1.0	123	1541	-
265	<a href="#">Exp_F</a>	Exportation in the future	discrete	numeric-4.2	123	1541	-
266	<a href="#">F050A</a>	YES to EAC market	discrete	numeric-1.0	123	1541	-
267	<a href="#">F050B</a>	YES to Other African market	discrete	numeric-1.0	123	1541	-
268	<a href="#">F050C</a>	YES, out side of Africa	discrete	numeric-1.0	123	1541	-
269	<a href="#">F060</a>	What are the major sources of funding for this institution?	discrete	numeric-2.0	1664	0	-
270	<a href="#">F060S</a>	Other-Specify	discrete	character-20	9	0	-
271	<a href="#">FFA</a>	1st Low skilled	discrete	numeric-1.0	1664	0	-
272	<a href="#">FFB</a>	1st High and middle skilled	discrete	numeric-2.0	1664	0	-
273	<a href="#">FFC</a>	2nd Low skilled	discrete	numeric-1.0	119	1545	-
274	<a href="#">FFD</a>	2nd High and middle skilled	discrete	numeric-1.0	90	1574	-
275	<a href="#">FFE</a>	3rd Low skilled	discrete	numeric-1.0	74	1590	-
276	<a href="#">FFF</a>	3 rd High and middle skilled	discrete	numeric-1.0	80	1584	-
277	<a href="#">FFG</a>	Other Specify	discrete	character-30	1104	0	-
278	<a href="#">FF020</a>	Do you currently envisage hiring non-nationals?	discrete	numeric-1.0	1664	0	-
279	<a href="#">FF030</a>	If Yes, Why?	discrete	numeric-1.0	142	1522	-
280	<a href="#">FFI</a>	If Yes, Why?	discrete	numeric-1.0	77	1587	-

<b>File Informal_employer</b>							
#	Name	Label	Type	Format	Valid	Invalid	Question
281	<a href="#">FFK</a>	If Yes, Why?	discrete	numeric-1.0	10	1654	-
282	<a href="#">FFL</a>	Other ( specify)	discrete	character-20	10	0	-
283	<a href="#">FF040</a>	From which countries / regions?	discrete	numeric-1.0	142	1522	-
284	<a href="#">FFN</a>	From which countries / regions?	discrete	numeric-1.0	43	1621	-
285	<a href="#">FFO</a>	From which countries / regions?	discrete	numeric-1.0	5	1659	-
286	<a href="#">FF050</a>	If No, Why?	discrete	numeric-1.0	1664	0	-
287	<a href="#">FFQ</a>	If No, Why?	discrete	numeric-1.0	575	1089	-
288	<a href="#">FFR</a>	If No, Why?	discrete	numeric-1.0	216	1448	-
289	<a href="#">FFS</a>	Other Specify	discrete	character-30	258	0	-
290	<a href="#">G010</a>	Is your institution a member of any organization/ association?	discrete	numeric-1.0	1664	0	-
291	<a href="#">G020</a>	Name that organisation/ association	discrete	character-30	169	0	-
292	<a href="#">G030</a>	Received any cooperation from the organization?	discrete	numeric-1.0	185	1479	-
293	<a href="#">H010</a>	M51 :H010 What type of employment contract do you have with your employees? (Indicate the most common)	discrete	numeric-1.0	1664	0	-
294	<a href="#">H010A</a>	Sick leave	discrete	numeric-1.0	1664	0	-
295	<a href="#">H010B</a>	Paid annually leave	discrete	numeric-1.0	1664	0	-
296	<a href="#">H010C</a>	Maternity leave	discrete	numeric-1.0	1664	0	-
297	<a href="#">H010D</a>	Paternity leave	discrete	numeric-1.0	1664	0	-
298	<a href="#">H010E</a>	Social security	discrete	numeric-1.0	1664	0	-
299	<a href="#">H010F</a>	Dismissal payments	discrete	numeric-1.0	1664	0	-
300	<a href="#">H010G</a>	Any other	discrete	numeric-1.0	1664	0	-
301	<a href="#">H010H</a>	Other-Specify	discrete	character-29	29	0	-
302	<a href="#">I010</a>	Do you have an HIV and AIDS workplace policy in place?	discrete	numeric-1.0	1664	0	-
303	<a href="#">I020</a>	VCT services	discrete	numeric-1.0	575	1089	-
304	<a href="#">I020A</a>	Free ARVs for workers who are HIV+	discrete	numeric-1.0	575	1089	-
305	<a href="#">I020B</a>	Free condom distribution for workers	discrete	numeric-1.0	575	1089	-
306	<a href="#">I020C</a>	Free food rations for workers who are HIV+	discrete	numeric-1.0	575	1089	-
307	<a href="#">I020D</a>	Workers' rights	discrete	numeric-1.0	575	1089	-
308	<a href="#">I020E</a>	Others (specify)	discrete	numeric-1.0	575	1089	-
309	<a href="#">I020S</a>	Other Specify	discrete	character-30	10	0	-

<b>File Informal_employer</b>							
#	Name	Label	Type	Format	Valid	Invalid	Question
310	<a href="#">Chall_or_N</a>	Do you have any challenge that affects the operations of your establishment?	discrete	numeric-4.2	1664	0	-
311	<a href="#">J010</a>	Diff. affecting the operation of your establishment	discrete	numeric-2.0	1664	0	-
312	<a href="#">J010A</a>	Diff. affecting the operation of your establishment	discrete	numeric-2.0	1420	244	-
313	<a href="#">J010B</a>	Diff. affecting the operation of your establishment	discrete	numeric-2.0	885	779	-
314	<a href="#">J010S</a>	Other-Specify	discrete	character-20	113	0	-
315	<a href="#">Fin_weight</a>	Finale weight	continuous	numeric-15.12	1664	0	-
316	<a href="#">Nor_weight</a>	Normalized weight	continuous	numeric-13.11	1664	0	-
317	<a href="#">interv_D_.</a>	Lenght of internership	discrete	numeric-4.2	173	1491	-
318	<a href="#">interval_.</a>	-	discrete	numeric-5.2	1664	0	-

# Variables Description

Dataset contains 1909 variable(s)

## File : Education\_employee

### # ID6: SAMPLE CODE

**Information** [Type= continuous] [Format=numeric] [Range= 11016300-57004900] [Missing=\*]

**Statistics [NW/ W]** [Valid=2863 /-] [Invalid=0 /-] [Mean=33047132.972 /-] [StdDev=14434144.214 /-]

### # ID9: Fiche Number

**Information** [Type= continuous] [Format=numeric] [Range= 0-190] [Missing=\*]

**Statistics [NW/ W]** [Valid=2863 /-] [Invalid=0 /-] [Mean=5.507 /-] [StdDev=6.267 /-]

### # ZN: Zone Number

**Information** [Type= continuous] [Format=numeric] [Range= 0-74] [Missing=\*]

**Statistics [NW/ W]** [Valid=2863 /-] [Invalid=0 /-] [Mean=7.295 /-] [StdDev=4.621 /-]

### # ID1: PROVINCE / KIGALI CITY

**Information** [Type= discrete] [Format=numeric] [Range= 1-5] [Missing=\*]

**Statistics [NW/ W]** [Valid=2863 /-] [Invalid=0 /-]

Value	Label	Cases	Percentage
1	Kigali ciity	514	18.0%
2	Southern Province	764	26.7%
3	Western Province	561	19.6%
4	Northern Province	432	15.1%
5	Eastern Province	592	20.7%

*Warning: these figures indicate the number of cases found in the data file. They cannot be interpreted as summary statistics of the population of interest.*

### # ID2: DISTRICT

**Information** [Type= discrete] [Format=numeric] [Range= 1-8] [Missing=\*]

**Statistics [NW/ W]** [Valid=2863 /-] [Invalid=0 /-]

Value	Label	Cases	Percentage
1		516	18.0%
2		482	16.8%
3		538	18.8%
4		369	12.9%
5		311	10.9%
6		293	10.2%
7		270	9.4%
8		84	2.9%

*Warning: these figures indicate the number of cases found in the data file. They cannot be interpreted as summary statistics of the population of interest.*

### # ID3: SECTOR

**Information** [Type= discrete] [Format=numeric] [Range= 1-20] [Missing=\*]

**Statistics [NW/ W]** [Valid=2863 /-] [Invalid=0 /-]

Value	Label	Cases	Percentage
1		256	8.9%
2		242	8.5%
3		174	6.1%
4		214	7.5%
5		247	8.6%
6		248	8.7%

## File : Education\_employee

### # ID3: SECTOR

Value	Label	Cases	Percentage
7		131	4.6%
8		154	5.4%
9		442	15.4%
10		241	8.4%
11		102	3.6%
12		97	3.4%
13		166	5.8%
14		58	2.0%
15		13	0.5%
16		44	1.5%
17		18	0.6%
18		4	0.1%
19		9	0.3%
20		3	0.1%

Warning: these figures indicate the number of cases found in the data file. They cannot be interpreted as summary statistics of the population of interest.

### # ID4: CELL

<b>Information</b>	[Type= discrete] [Format=numeric] [Range= 0-11] [Missing=*]
<b>Statistics [NW/ W]</b>	[Valid=2863 /-] [Invalid=0 /-]

Value	Label	Cases	Percentage
0		7	0.2%
1		668	23.3%
2		618	21.6%
3		557	19.5%
4		384	13.4%
5		324	11.3%
6		162	5.7%
7		98	3.4%
8		34	1.2%
9		8	0.3%
11		3	0.1%

Warning: these figures indicate the number of cases found in the data file. They cannot be interpreted as summary statistics of the population of interest.

### # ID5: VILLAGE

<b>Information</b>	[Type= continuous] [Format=numeric] [Range= 0-28] [Missing=*]
<b>Statistics [NW/ W]</b>	[Valid=2863 /-] [Invalid=0 /-] [Mean=4.83 /-] [StdDev=3.338 /-]

### # P1: Province Name

<b>Information</b>	[Type= discrete] [Format=character] [Missing=*]
<b>Statistics [NW/ W]</b>	[Valid=2863 /-] [Invalid=0 /-]

Value	Label	Cases	Percentage
MVK		514	18.0%
PROV.EST		574	20.0%
PROV.ESTD		18	0.6%



## File : Education\_employee

### # P1: Province Name

Value	Label	Cases	Percentage
PROV.NORD		432	15.1%
PROV.OUEST		561	19.6%
PROV.SUD		764	26.7%

Warning: these figures indicate the number of cases found in the data file. They cannot be interpreted as summary statistics of the population of interest.

### # P2: District Name

<b>Information</b>	[Type= discrete] [Format=character] [Missing=*]
<b>Statistics [NW/ W]</b>	[Valid=2863 /-] [Invalid=0 /-]

Value	Label	Cases	Percentage
BUGESERA		94	3.3%
BURERA		67	2.3%
GAKENKE		69	2.4%
GASABO		166	5.8%
GATSIBO		93	3.2%
GICUMBI		115	4.0%
GISAGARA		80	2.8%
HUYE		147	5.1%
KAMONYI		84	2.9%
KARONGI		84	2.9%
KAYONZA		80	2.8%
KICUKIRO		172	6.0%
KIREHE		48	1.7%
MUHANGA		101	3.5%
MUSANZE		114	4.0%
NGOMA		94	3.3%
NGORORERO		72	2.5%
NYABIHU		76	2.7%
NYAGATARE		104	3.6%
NYAMAGABE		76	2.7%
NYAMASHEKE		74	2.6%
NYANZA		110	3.8%
NYARUGENGE		176	6.1%
NYARUGURU		45	1.6%
RUBAVU		113	3.9%
RUHANGO		121	4.2%
RURINDO		67	2.3%
RUSIZI		78	2.7%
RUTSIRO		64	2.2%
RWAMAGANA		79	2.8%

Warning: these figures indicate the number of cases found in the data file. They cannot be interpreted as summary statistics of the population of interest.

### # P3: Sector Name

<b>Information</b>	[Type= discrete] [Format=character] [Missing=*]
<b>Statistics [NW/ W]</b>	[Valid=2863 /-] [Invalid=0 /-]

## File : Education\_employee

### # P3: Sector Name

Value	Label	Cases	Percentage
BIGOGWE		23	0.8%
BONEZA		7	0.2%
BUGARAMA		7	0.2%
BUREGA		4	0.1%
BURUHUKIRO		7	0.2%
BUSANZE		4	0.1%
BUSASAMANA		56	2.0%
BUSENGO		10	0.3%
BUSHENGE		3	0.1%
BUSHOKI		15	0.5%
BUSOGO		21	0.7%
BUSORO		2	0.1%
BUTARE		5	0.2%
BUTARO		13	0.5%
BWERAMANA		10	0.3%
BWIRA		6	0.2%
BWISHYURA		22	0.8%
BYIMANA		43	1.5%
BYUMBA		33	1.2%
COKO		2	0.1%
CYABAKIMYI		3	0.1%
CYABINGO		7	0.2%
CYANIKA		15	0.5%
CYANZARWE		3	0.1%
CYATO		2	0.1%
CYEZA		5	0.2%
CYINZUZI		10	0.3%
CYUMBA		2	0.1%
FUMBWE		7	0.2%
GACACA		4	0.1%
GAHARA		3	0.1%
GAHENERI		23	0.8%
GAHINI		13	0.5%
GAHUNGA		15	0.5%
GASAKA		16	0.6%
GASHAKI		6	0.2%
GASHARI		8	0.3%
GASHENYI		3	0.1%
GASHONGA		12	0.4%
GATAGARA		3	0.1%
GATARE		5	0.2%
GATENGA		28	1.0%
GATORE		11	0.4%

## File : Education\_employee

### # P3: Sector Name

Value	Label	Cases	Percentage
GATSATA		7	0.2%
GATSIBO		8	0.3%
GATUMBA		14	0.5%
GATUNDA		28	1.0%
GIHEKE		4	0.1%
GIHOMBO		8	0.3%
GIHURWE		15	0.5%
GIKONDO		14	0.5%
GIKONKO		5	0.2%
GISENYI		71	2.5%
GISHAMVU		14	0.5%
GISHUBI		10	0.3%
GISOZI		16	0.6%
GITEGA		10	0.3%
GITOVU		5	0.2%
HINDIRO		9	0.3%
JABANA		5	0.2%
JALI		5	0.2%
JANJA		14	0.5%
JENDA		8	0.3%
JURU		10	0.3%
KABACUZI		2	0.1%
KABAGALI		5	0.2%
KABARE		13	0.5%
KABARONDO		11	0.4%
KACYIRU		12	0.4%
KADUHA		3	0.1%
KAGANO		3	0.1%
KAGEYO		34	1.2%
KAGOGO		5	0.2%
KAMEGERI		5	0.2%
KANAMA		2	0.1%
KANIGA		13	0.5%
KANJONGO		20	0.7%
KANOMBE		23	0.8%
KANSI		11	0.4%
KANZENZE		2	0.1%
KARAGO		3	0.1%
KARAMA		19	0.7%
KARAMBI		3	0.1%
KARAMBO		4	0.1%
KARANGAZI		3	0.1%
KAREMBO		3	0.1%

## File : Education\_employee

### # P3: Sector Name

Value	Label	Cases	Percentage
KARENTERA		6	0.2%
KATABAGEMU		7	0.2%
KAVUMU		10	0.3%
KAYENZI		3	0.1%
KAYUMBU		3	0.1%
KAZO		2	0.1%
KIBANGU		10	0.3%
KIBIRIZI		7	0.2%
KIBUNGO		42	1.5%
KICUKIRO		15	0.5%
KIGABIRO		30	1.0%
KIGARAMA		20	0.7%
KIGEYO		10	0.3%
KIGIMBE		4	0.1%
KIGINA		11	0.4%
KIGOMA		30	1.0%
KIMIHURURA		4	0.1%
KIMIRONKO		42	1.5%
KIMONYI		5	0.2%
KINAZI		16	0.6%
KINIGI		7	0.2%
KINIHIRA		7	0.2%
KINONI		3	0.1%
KINTOBO		3	0.1%
KINYABABA		3	0.1%
KINYINYA		20	0.7%
KIRAMURUZI		19	0.7%
KIRIMBI		12	0.4%
KITABI		4	0.1%
KIVU		5	0.2%
KIVUMU		15	0.5%
KIVURUGA		3	0.1%
KIVUYE		1	0.0%
KIYOMBE		3	0.1%
KIYUMBA		2	0.1%
MACUBA		6	0.2%
MAGERAGERE		5	0.2%
MANIHIRA		3	0.1%
MARABA		5	0.2%
MAREBA		6	0.2%
MASAKA		5	0.2%
MATIMBA		18	0.6%
MATYAZO		1	0.0%

## File : Education\_employee

### # P3: Sector Name

Value	Label	Cases	Percentage
MBAZI		6	0.2%
MBUYE		10	0.3%
MIMURI		5	0.2%
MINAZI		2	0.1%
MIYOVE		7	0.2%
MUBUGA		5	0.2%
MUGANZA		8	0.3%
MUGESERA		3	0.1%
MUGINA		11	0.4%
MUGOMBWA		3	0.1%
MUHANGA		26	0.9%
MUHIMA		13	0.5%
MUHONDO		8	0.3%
MUHORORO		5	0.2%
MUHOZA		32	1.1%
MUHURA		26	0.9%
MUKAMIRA		6	0.2%
MUKARANGE		27	0.9%
MUKINDO		3	0.1%
MUKINGO		4	0.1%
MUKURA		4	0.1%
MUNYIGINYA		3	0.1%
MURAMA		3	0.1%
MURAMBI		19	0.7%
MURINGA		4	0.1%
MURUNDA		4	0.1%
MURUNDI		10	0.3%
MURURU		5	0.2%
MUSAMBIRA		19	0.7%
MUSANGE		3	0.1%
MUSANZE		28	1.0%
MUSEBEYA		4	0.1%
MUSENYI		3	0.1%
MUSHA		9	0.3%
MUSHELI		7	0.2%
MUSHIKIRI		5	0.2%
MUSHISHIRO		17	0.6%
MUSHONYI		3	0.1%
MUSHUBATI		12	0.4%
MUTENDERI		3	0.1%
MUTETE		4	0.1%
MUTUNTU		3	0.1%
MUYAGA		3	0.1%

## File : Education\_employee

### # P3: Sector Name

Value	Label	Cases	Percentage
MUYIRA		6	0.2%
MUYONGWE		4	0.1%
MUZO		6	0.2%
MWIRI		2	0.1%
NASHO		4	0.1%
NDARO		3	0.1%
NDERA		14	0.5%
NDORA		5	0.2%
NEMBA		4	0.1%
NGAMBA		1	0.0%
NGARAMA		11	0.4%
NGERUKA		5	0.2%
NGOMA		100	3.5%
NGORORERO		5	0.2%
NIBOYE		39	1.4%
NKUNGU		6	0.2%
NTARAMA		14	0.5%
NYABIMATA		11	0.4%
NYABINONI		4	0.1%
NYABITEKERI		4	0.1%
NYAGATARE		23	0.8%
NYAGIHANGA		6	0.2%
NYAGISOZI		9	0.3%
NYAKABANDA		22	0.8%
NYAKAENZO		11	0.4%
NYAMABUYE		28	1.0%
NYAMATA		29	1.0%
NYAMIRAMBO		16	0.6%
NYAMIYAGA		7	0.2%
NYAMUGALI		11	0.4%
NYANGE		22	0.8%
NYARUGENGE		110	3.8%
NYARUGUNGA		31	1.1%
NYARUSANGE		3	0.1%
NZAHABA		4	0.1%
RAMBURA		20	0.7%
RANGIRO		3	0.1%
REMERA		26	0.9%
RONGI		4	0.1%
RUBAVU		14	0.5%
RUBENGERA		11	0.4%
RUBONA		4	0.1%
RUGABANO		2	0.1%

## File : Education\_employee

### # P3: Sector Name

Value	Label	Cases	Percentage
RUGANDA		1	0.0%
RUGARAMA		21	0.7%
RUGARIKA		16	0.6%
RUGERERO		19	0.7%
RUHANGO		42	1.5%
RUHARAMBUG		3	0.1%
RUHASHYA		3	0.1%
RUHERU		6	0.2%
RUHUMA		21	0.7%
RUHUNDE		4	0.1%
RUKARA		3	0.1%
RUKIRA		20	0.7%
RUKOMA		17	0.6%
RUKOMO		15	0.5%
RUKOZO		9	0.3%
RUKUMBERI		4	0.1%
RUNDA		6	0.2%
RURAMBA		10	0.3%
RUSATIRA		3	0.1%
RUSEBEYA		5	0.2%
RUSHASHI		2	0.1%
RUSIGA		2	0.1%
RUSORORO		19	0.7%
RUVUNE		7	0.2%
RWABICUMBI		2	0.1%
RWAMIKO		3	0.1%
RWANKUBA		4	0.1%
RWERERE		2	0.1%
RWERU		6	0.2%
RWIMBOGO		7	0.2%
RWIMIYAGA		3	0.1%
RWINKWAVU		13	0.5%
SAKE		10	0.3%
SAVE		39	1.4%
SHANGI		1	0.0%
SHYIRA		9	0.3%
SHYORONGI		4	0.1%
SOVU		5	0.2%
TARE		10	0.3%
TUMBA		8	0.3%
TWUMBA		13	0.5%
UWINKINGI		4	0.1%
ZAZA		4	0.1%

Warning: these figures indicate the number of cases found in the data file. They cannot be interpreted as summary statistics of the population of interest.

## File : Education\_employee

# P4: Cell Name

Information [Type= discrete] [Format=character] [Missing=\*]

Statistics [NW/ W] [Valid=2859 /-] [Invalid=0 /-]

Value	Label	Cases	Percentage
ABABAHIZI		1	0.0%
AGATARE		7	0.2%
AKABAHIZI		1	0.0%
AKABARE		3	0.1%
AKABATASI		1	0.0%
AKABAZE		1	0.0%
AKABOTI		17	0.6%
AKAMATAMU		2	0.1%
AKAZIBA		3	0.1%
AKBAHIZI		1	0.0%
BAMBIRO		5	0.2%
BANDA		2	0.1%
BANSINDA		1	0.0%
BASA		2	0.1%
BAZIRO		2	0.1%
BIBARE		4	0.1%
BIHUMBE		1	0.0%
BIRAMBO		1	0.0%
BIRUYI		3	0.1%
BIRYOGO		4	0.1%
BISESERO		1	0.0%
BISUMO		2	0.1%
BITABAGE		3	0.1%
BONA		1	0.0%
BUBUMBA		1	0.0%
BUGAMBA		5	0.2%
BUGOMBA		7	0.2%
BUGOYI		26	0.9%
BUGULI		1	0.0%
BUGUMBA		1	0.0%
BUHANDA		3	0.1%
BUHANGO		1	0.0%
BUHINDURE		3	0.1%
BUHORO		8	0.3%
BUKARO		1	0.0%
BUKINANYANA		3	0.1%
BUKIRA		1	0.0%
BUKIRO		1	0.0%
BUKOMEYE		2	0.1%
BUMBA		16	0.6%
BUNGWE		3	0.1%



## File : Education\_employee

### # P4: Cell Name

Value	Label	Cases	Percentage
BURAMBA		2	0.1%
BURAMIRA		5	0.2%
BURARE		1	0.0%
BURARO		8	0.3%
BURIMA		12	0.4%
BURUNGA		2	0.1%
BUSANANE		2	0.1%
BUSANZA		3	0.1%
BUSASAMANA		1	0.0%
BUSENGO		1	0.0%
BUSETSA		6	0.2%
BUTAMBAMO		4	0.1%
BUTANGAMPU		4	0.1%
BUTANGO		2	0.1%
BUTANSINDA		20	0.7%
BUTARE		95	3.3%
BWISINYURA		1	0.0%
BWIZA		14	0.5%
BYAHI		9	0.3%
BYIMANA		9	0.3%
CUBI		3	0.1%
CYIVUGIZA		1	0.0%
CYABAGARIKA		2	0.1%
CYABARARIKA		1	0.0%
CYAMABUYE		3	0.1%
CYANYA		2	0.1%
CYARUBARE		6	0.2%
CYARUSERA		4	0.1%
CYARUZENGE		1	0.0%
CYARUZINGE		13	0.5%
CYASEMAKAM		8	0.3%
CYILI		1	0.0%
CYIMANZOVU		2	0.1%
CYIMO		5	0.2%
CYIRI		2	0.1%
CYIVUGIZA		12	0.4%
CYOMBE		1	0.0%
CYOME		13	0.5%
CYUBAHIRO		1	0.0%
CYUGARO		5	0.2%
CYUNUZI		4	0.1%
CYURA		1	0.0%
CYURU		13	0.5%

## File : Education\_employee

### # P4: Cell Name

Value	Label	Cases	Percentage
GACACA		3	0.1%
GACUNDURA		2	0.1%
GACURABWEN		15	0.5%
GACURIRO		12	0.4%
GAFUMBA		12	0.4%
GAHANA		3	0.1%
GAHIMA		9	0.3%
GAHOGO		25	0.9%
GAHONDO		16	0.6%
GAHORO		1	0.0%
GAHORORO		5	0.2%
GAKENKE		4	0.1%
GAKO		2	0.1%
GAKONI		15	0.5%
GASAGARA		4	0.1%
GASAKE		1	0.0%
GASAKUZA		3	0.1%
GASAKUZI		1	0.0%
GASAYO		3	0.1%
GASEKE		15	0.5%
GASHANJE		1	0.0%
GASHEKE		3	0.1%
GASIZA		4	0.1%
GASOVU		3	0.1%
GASURA		1	0.0%
GATANAG		1	0.0%
GATANGA		20	0.7%
GATARE		35	1.2%
GATENGA		22	0.8%
GATERERI		5	0.2%
GATISI		1	0.0%
GATOKI		33	1.2%
GATWA		9	0.3%
GIHARA		3	0.1%
GIHAYA		1	0.0%
GIHEMBA		1	0.0%
GIHEMBE		17	0.6%
GIHUMURA		1	0.0%
GIHUMUZA		16	0.6%
GIKAGATI		7	0.2%
GIKO		5	0.2%
GIKOMBE		5	0.2%
GIKONI		1	0.0%

## File : Education\_employee

### # P4: Cell Name

Value	Label	Cases	Percentage
GISA		17	0.6%
GISAGARA		6	0.2%
GISANZE		6	0.2%
GISESERO		20	0.7%
GISHIKE		2	0.1%
GISHYESHYE		3	0.1%
GISOZI		4	0.1%
GITARAMA		2	0.1%
GITEGA		13	0.5%
GITISI		6	0.2%
GITWA		2	0.1%
GUHUMURIZA		2	0.1%
JENDA		4	0.1%
JURU		1	0.0%
KA NYAMAGANA		1	0.0%
KABAGESERA		3	0.1%
KABANONDO		1	0.0%
KABARONDO		2	0.1%
KABASHUMBA		4	0.1%
KABATASI		3	0.1%
KABATESI		2	0.1%
KABATEZI		3	0.1%
KABERE		5	0.2%
KABEZA		9	0.3%
KABIHOGO		3	0.1%
KABILIZI		2	0.1%
KABIRIZI		2	0.1%
KABONA		2	0.1%
KABUGA		13	0.5%
KABUGONDO		7	0.2%
KABUJENJE		6	0.2%
KABUJENYE		1	0.0%
KABUKUBA		9	0.3%
KABUNGO		3	0.1%
KABUREMERA		1	0.0%
KABUYE		3	0.1%
KADAHO		3	0.1%
KADUHA		3	0.1%
KAGANO		4	0.1%
KAGASA		4	0.1%
KAGINA		14	0.5%
KAGIRA		1	0.0%
KAGONGO		2	0.1%

## File : Education\_employee

### # P4: Cell Name

Value	Label	Cases	Percentage
KAGUGU		8	0.3%
KAGUHU		7	0.2%
KAHI		3	0.1%
KAJINGE		3	0.1%
KAMATAMU		9	0.3%
KAMATATI		7	0.2%
KAMATITA		6	0.2%
KAMINA		5	0.2%
KAMONYI		1	0.0%
KAMUHOZA		2	0.1%
KANGESI		1	0.0%
KANIBOYI		1	0.0%
KANKUBA		4	0.1%
KANYANGEZI		1	0.0%
KANYEGE		3	0.1%
KANYINYA		3	0.1%
KANYOVE		5	0.2%
KANZENZE		4	0.1%
KARAMA		15	0.5%
KARAMBO		3	0.1%
KARANGARA		3	0.1%
KARANGIRO		5	0.2%
KAREBA		4	0.1%
KAREMEREYE		8	0.3%
KARENGE		25	0.9%
KARENGERA		26	0.9%
KARENZI		1	0.0%
KAREREMA		1	0.0%
KARUKUNGU		5	0.2%
KASEKE		2	0.1%
KAVUMU		4	0.1%
KAYENZI		9	0.3%
KAYONZA		8	0.3%
KAYOVE		1	0.0%
KIBAGABAGA		6	0.2%
KIBARE		3	0.1%
KIBATSI		20	0.7%
KIBAZA		3	0.1%
KIBILIZI		1	0.0%
KIBINGO		5	0.2%
KIBIRIZI		2	0.1%
KIBOGORA		15	0.5%
KIBOGORO		2	0.1%

## File : Education\_employee

### # P4: Cell Name

Value	Label	Cases	Percentage
KIBONDE		4	0.1%
KIBUNGO		4	0.1%
KIBUYE		2	0.1%
KIBYAGIRA		2	0.1%
KIGABIRO		3	0.1%
KIGARAMA		13	0.5%
KIGAYA		1	0.0%
KIGENGA		1	0.0%
KIGESE		4	0.1%
KIGOMBE		3	0.1%
KIGOTE		2	0.1%
KIGOYA		2	0.1%
KIGOYO		1	0.0%
KIGWE		1	0.0%
KIJOJE		1	0.0%
KIJOTE		13	0.5%
KIMIHURURA		4	0.1%
KIMINA		2	0.1%
KINAZI		1	0.0%
KINIHA		14	0.5%
KINIHIRA		1	0.0%
KINTOBO		3	0.1%
KINTU		3	0.1%
KINUNGA		13	0.5%
KINYANGE		5	0.2%
KINYANGEZI		1	0.0%
KIRENGERI		13	0.5%
KIREREMA		1	0.0%
KIRINGA		4	0.1%
KIRUKU		2	0.1%
KIRULI		4	0.1%
KIRWA		3	0.1%
KIRYAMO		1	0.0%
KIRYANGO		1	0.0%
KIVUGIZA		2	0.1%
KIVUMU		8	0.3%
KIVUZA		1	0.0%
KIYONZA		2	0.1%
KIYOVU		86	3.0%
KIZIGURO		3	0.1%
KORA		14	0.5%
KUBUKUBA		1	0.0%
KWAMBOGO		1	0.0%

## File : Education\_employee

### # P4: Cell Name

Value	Label	Cases	Percentage
MAHEMBE		3	0.1%
MAHORO		5	0.2%
MAMBA		1	0.0%
MARANTIMA		2	0.1%
MASAKA		9	0.3%
MASANGANO		6	0.2%
MASIZI		3	0.1%
MASORO		7	0.2%
MATIMBA		6	0.2%
MAZANE		6	0.2%
MBABARA		1	0.0%
MBARARA		1	0.0%
MBARE		2	0.1%
MBELI		2	0.1%
MBUGANGALI		1	0.0%
MBUGANGARI		7	0.2%
MBUNGANGAL		3	0.1%
MBUNGANGAR		2	0.1%
MBURABUTURU		1	0.0%
MBWE		3	0.1%
MENGO		1	0.0%
MIGENDEZO		10	0.3%
MINZI		1	0.0%
MISEZERO		8	0.3%
MISHUNGERO		2	0.1%
MPANDA		23	0.8%
MPANYA		1	0.0%
MPARARA		1	0.0%
MPEMBE		1	0.0%
MPENGE		16	0.6%
MPINGA		3	0.1%
MUBUGA		13	0.5%
MUCYERI		2	0.1%
MUGAMBAZI		10	0.3%
MUGANZA		6	0.2%
MUGERERO		1	0.0%
MUGOBAHOBA		1	0.0%
MUHANGA		1	0.0%
MUHEMBE		1	0.0%
MUHOTORA		5	0.2%
MUKERI		3	0.1%
MUKOYOYO		6	0.2%
MULINGA		2	0.1%

## File : Education\_employee

### # P4: Cell Name

Value	Label	Cases	Percentage
MULINJA		3	0.1%
MUNANAIRA		1	0.0%
MUNANIRA		4	0.1%
MUNANIRA II		21	0.7%
MUNAZI		17	0.6%
MUNINI		13	0.5%
MUNYEGE		2	0.1%
MURAMA		10	0.3%
MURAMBA		15	0.5%
MURAMBI		9	0.3%
MUREHE		12	0.4%
MURINGA		2	0.1%
MURINJA		1	0.0%
MUSASA		5	0.2%
MUSENYI		3	0.1%
MUSONGATI		3	0.1%
MUSUSA		2	0.1%
MUTAMA		1	0.0%
MUTONGO		4	0.1%
MUTUTU		5	0.2%
MUUSASA		1	0.0%
MUYUNZWE		2	0.1%
MVUMBA		3	0.1%
MVUNDO		1	0.0%
MWENDO		2	0.1%
MWEZI		1	0.0%
MWIRUTE		3	0.1%
MWUMBA		4	0.1%
MYAMURE		1	0.0%
NANKO		2	0.1%
NDAMA		1	0.0%
NENGO		12	0.4%
NGANZO		25	0.9%
NGARAMA		11	0.4%
NGERUKA		5	0.2%
NGIRYI		3	0.1%
NIBONYE		1	0.0%
NIBOYE		6	0.2%
NIBOYI		6	0.2%
NINDA		6	0.2%
NINZI		2	0.1%
NKUBA		1	0.0%
NKUMBURE		4	0.1%

## File : Education\_employee

### # P4: Cell Name

Value	Label	Cases	Percentage
NKUMURE		2	0.1%
NONKO		21	0.7%
NTARUKA		3	0.1%
NTENDEZI		3	0.1%
NTURA		2	0.1%
NYABICWAMB.		5	0.2%
NYABICWAND.		1	0.0%
NYABICYWAM.		1	0.0%
NYABIMATA		7	0.2%
NYABIPFURA		2	0.1%
NYABISHYAME		1	0.0%
NYABISINDU		3	0.1%
NYABWISHONG		11	0.4%
NYACYONGA		2	0.1%
NYAGAHANGA		2	0.1%
NYAGAHANIK.		2	0.1%
NYAGAHINGA		20	0.7%
NYAGAHINIKA		1	0.0%
NYAGAKOMBE		4	0.1%
NYAGASENYI		29	1.0%
NYAGATABIRA		2	0.1%
NYAGATABIRE		3	0.1%
NYAGATARE		22	0.8%
NYAGATAREII		1	0.0%
NYAGATOVU		32	1.1%
NYAGAVU		1	0.0%
NYAGE		1	0.0%
NYAGIHUNIKA		3	0.1%
NYAGISOZI		4	0.1%
NYAGITABIRE		6	0.2%
NYAKABANDA		4	0.1%
NYAKABANDA		1	0.0%
NYAKABUNGO		7	0.2%
NYAKAGUNGA		7	0.2%
NYAKAREKARI		3	0.1%
NYAKERERA		2	0.1%
NYAKIBANDA		8	0.3%
NYAKIBUNGO		2	0.1%
NYAMABUYE		15	0.5%
NYAMAGABE		1	0.0%
NYAMAGAMA		1	0.0%
NYAMAGANA		17	0.6%
NYAMAT VILLE		1	0.0%



## File : Education\_employee

### # P4: Cell Name

Value	Label	Cases	Percentage
NYAMATA		2	0.1%
NYAMATA 2		3	0.1%
NYAMATA VILLE		16	0.6%
NYAMATA Y'UMUJY		1	0.0%
NYAMATA YA VILL		1	0.0%
NYAMIKAMBA		6	0.2%
NYAMIRA		1	0.0%
NYAMIRYANG		7	0.2%
NYAMITOVU		1	0.0%
NYAMIYONGA		2	0.1%
NYAMUGALI		8	0.3%
NYAMUGARI		20	0.7%
NYAMURE		5	0.2%
NYANGARA		7	0.2%
NYANGE		6	0.2%
NYANGEZI		2	0.1%
NYANZA		38	1.3%
NYARUBUYE		6	0.2%
NYARUNYINYA		8	0.3%
NYARUPFUBIRI		3	0.1%
NYARURAMA		11	0.4%
NYARURAMBI		1	0.0%
NYARUREMA		14	0.5%
NYARUSIZA		5	0.2%
NYARUTARAM		12	0.4%
NYAWERA		2	0.1%
NYERANZI		2	0.1%
NYIRUNYINYA		1	0.0%
NYUMBA		7	0.2%
NYUNDO		18	0.6%
PERA		4	0.1%
RABA		2	0.1%
REBERO		12	0.4%
REMERA		19	0.7%
RUBAZA		1	0.0%
RUBAZO		3	0.1%
RUBILIZI		2	0.1%
RUBIMBA		3	0.1%
RUBINDI		3	0.1%
RUBIRIBI		1	0.0%
RUBIRIZI		9	0.3%

## File : Education\_employee

### # P4: Cell Name

Value	Label	Cases	Percentage
RUBONA		9	0.3%
RUBUMBA		9	0.3%
RUGANDA		15	0.5%
RUGANGO		3	0.1%
RUGARAMA		21	0.7%
RUGASA		3	0.1%
RUGERERO		2	0.1%
RUGOBAGOBA		1	0.0%
RUGOGWE		6	0.2%
RUGORWE		3	0.1%
RUGURAMA		1	0.0%
RUHANGA		5	0.2%
RUHANGO		13	0.5%
RUHENGERI		9	0.3%
RUHINGA		5	0.2%
RUKAMBURA		5	0.2%
RUKARA		4	0.1%
RUKOMA		6	0.2%
RUNEGE		3	0.1%
RURAMBA		7	0.2%
RUREMBO		4	0.1%
RURIMBA		5	0.2%
RUSAMBYA		6	0.2%
RUSAYO		4	0.1%
RUSETSA		2	0.1%
RUSORORO		2	0.1%
RUSUMO		6	0.2%
RUSUSA		1	0.0%
RUTABO		3	0.1%
RUTONDE		4	0.1%
RUTOVU		3	0.1%
RUYUMBA		1	0.0%
RWAMBOGO		27	0.9%
RWAMIKO		1	0.0%
RWAMPARA		4	0.1%
RWASA		14	0.5%
RWIMBOGO		8	0.3%
RWOTSO		2	0.1%
RWUNGO		2	0.1%
RYABIZIGE		2	0.1%
RYAMANYONI		3	0.1%
RYAMUHIRWA		3	0.1%
RYANZIGE		1	0.0%

## File : Education\_employee

### # P4: Cell Name

Value	Label	Cases	Percentage
RYARUHANGA		5	0.2%
SHAKI		2	0.1%
SHARA		3	0.1%
SHORORO		4	0.1%
SHYABANA		1	0.0%
SHYERU		2	0.1%
SUSA		1	0.0%
TABA		26	0.9%
TAMBWE		3	0.1%
TANGABO		3	0.1%
TARA		5	0.2%
TARAMA		1	0.0%
TARE		4	0.1%
TARI		1	0.0%
TONGATI		3	0.1%
TUNAMBI		1	0.0%
TURAMBI		1	0.0%
UBUMWE		13	0.5%
UMUGANDA		11	0.4%
UMUKAMBA		2	0.1%
UMUSEBEYA		1	0.0%
URUGARAMA		18	0.6%
UWUMUSEBEY		5	0.2%
YARAMA		1	0.0%
ZAZA		1	0.0%
ZIVU		2	0.1%
banda		1	0.0%
baziro		1	0.0%
butansinda		1	0.0%
cyuru		1	0.0%
gatenga		3	0.1%
gihaya		1	0.0%
kabeza		1	0.0%
kaburemera		1	0.0%
kibingo		1	0.0%
kijote		1	0.0%
kinunga		1	0.0%
kiyovu		3	0.1%
mahembe		1	0.0%
mpanda		1	0.0%
mwezi		1	0.0%
nyabwishongwezi		1	0.0%
nyarutarama		1	0.0%

## File : Education\_employee

### # P4: Cell Name

Value	Label	Cases	Percentage
rubilizi		1	0.0%
rubirizi		4	0.1%
rusumo		1	0.0%

Warning: these figures indicate the number of cases found in the data file. They cannot be interpreted as summary statistics of the population of interest.

### # P5: Village Name

<b>Information</b>	[Type= discrete] [Format=character] [Missing=*]
--------------------	---

<b>Statistics [NW/ W]</b>	[Valid=2858 /-] [Invalid=0 /-]
---------------------------	--------------------------------

Value	Label	Cases	Percentage
ABAREZI		2	0.1%
ABEMERAMAH		9	0.3%
ABEMEZAMAH		1	0.0%
AGASHARU		3	0.1%
AGATARE		37	1.3%
AKABABITO		1	0.0%
AKABABITU		3	0.1%
AKABAHIZI		3	0.1%
AKABARE		3	0.1%
AKABEZA		8	0.3%
AKABUYE		14	0.5%
AKADOGO		4	0.1%
AKAGANO		2	0.1%
AKAMAGAJU		2	0.1%
AKAMASINE		4	0.1%
AKANYANA		2	0.1%
AKANYIRAMUS		1	0.0%
AKAYANGE		1	0.0%
AMAHORO		11	0.4%
AMAJYAMBERI		8	0.3%
AMAREMBO		10	0.3%
AMATABA		8	0.3%
APEKI TUMBA		1	0.0%
AYABAKORA		14	0.5%
BAGIRAMAHOF		1	0.0%
BAMBIRO		5	0.2%
BANSINDA		1	0.0%
BARA		3	0.1%
BEMERAMAHO		1	0.0%
BIHENGA		7	0.2%
BIKAMBA		4	0.1%
BIKINGI		2	0.1%
BINYANGWE		1	0.0%
BINYONZWE		3	0.1%
BIRAMBO		14	0.5%

## File : Education\_employee

### # P5: Village Name

Value	Label	Cases	Percentage
BITSIBO		5	0.2%
BUDIHO		2	0.1%
BUGUFI		3	0.1%
BUGUHA		1	0.0%
BUGURA		15	0.5%
BUHARANKAK.		2	0.1%
BUHARANKAR.		1	0.0%
BUHORO		4	0.1%
BUHOYE		1	0.0%
BUHURI		2	0.1%
BUHUYE		2	0.1%
BUKINANYAN <sup>A</sup>		15	0.5%
BUKINYINANY.		1	0.0%
BUMBA		4	0.1%
BURERA		8	0.3%
BURIMA		4	0.1%
BUSANZA		1	0.0%
BUSENYI		43	1.5%
BUTANSINDA		17	0.6%
BUTATSINDA		1	0.0%
BUTEMBA		1	0.0%
BUTENGA		4	0.1%
BWERAMANA		7	0.2%
BWOGA		2	0.1%
BYARUSARO		1	0.0%
BYIMANA		9	0.3%
COLLEGE APAPE		1	0.0%
CYAHAFI		9	0.3%
CYANDORIMAN		1	0.0%
CYANIKA		2	0.1%
CYANJUMA		1	0.0%
CYANJUNA		4	0.1%
CYEGERA		3	0.1%
CYICIRO		2	0.1%
CYIMBOGO		4	0.1%
CYINYANA		2	0.1%
CYIRI		5	0.2%
CYOGA II		5	0.2%
CYONDO		1	0.0%
CYUMBA		2	0.1%
CYUNUZI I		1	0.0%
CYUNUZI I		3	0.1%
CYUZO		2	0.1%

## File : Education\_employee

### # P5: Village Name

Value	Label	Cases	Percentage
CYUZU		8	0.3%
DUHATI		12	0.4%
DUSENYI		2	0.1%
E RYARUBARE		1	0.0%
E.S RUHANGO		1	0.0%
EP KIBURARA		1	0.0%
ETO KIBUYE		2	0.1%
ETO NYAKIGEZI		13	0.5%
ETO NYAMATA		4	0.1%
ETO- NYAMATA		1	0.0%
GABIRO		4	0.1%
GACACA		3	0.1%
GACUNDURA		2	0.1%
GACYAMO		2	0.1%
GAHANGO		2	0.1%
GAHARO		2	0.1%
GAHENERI		3	0.1%
GAHIRA		2	0.1%
GAHWAZI		11	0.4%
GAKANGAGA		7	0.2%
GAKARANGA		1	0.0%
GAKARANKA		5	0.2%
GAKENKE		3	0.1%
GAKENYERI		10	0.3%
GAKEREKO		3	0.1%
GAKERI		2	0.1%
GAKOKO		4	0.1%
GAKORO		21	0.7%
GAKURAZO		4	0.1%
GANZA		22	0.8%
GAPFUBU		1	0.0%
GAPFURU		1	0.0%
GASAGARA		1	0.0%
GASAKA		3	0.1%
GASAMBU		3	0.1%
GASHANGA		5	0.2%
GASHANKINDI		1	0.0%
GASHARU		5	0.2%
GASHIHA		13	0.5%
GASHIJA		2	0.1%
GASHINGE		8	0.3%

## File : Education\_employee

### # P5: Village Name

Value	Label	Cases	Percentage
GASHIRA		1	0.0%
GASHUBI		1	0.0%
GASHUGI		1	0.0%
GASHWAZI		1	0.0%
GASHYANKING		1	0.0%
GASIZA		13	0.5%
GASIZI		1	0.0%
GASOGORORO		4	0.1%
GASYANKINDI		1	0.0%
GASYANKINGI		4	0.1%
GASYO		3	0.1%
GATAHA		1	0.0%
GATAKA		4	0.1%
GATARE		36	1.3%
GATARI		3	0.1%
GATEANGA		1	0.0%
GATENGA		16	0.6%
GATOKI		3	0.1%
GATUNDA		3	0.1%
GATWARO		2	0.1%
GICACA		2	0.1%
GICIKIZA		5	0.2%
GICUMBI		5	0.2%
GIHWAZI		1	0.0%
GIKUYU		3	0.1%
GIPOROSO		2	0.1%
GIPOROSO I		1	0.0%
GIPOROSO YA I		1	0.0%
GIPOROSO YA MBE		2	0.1%
GIRAMAHOEO		1	0.0%
GIRAMAHORO		11	0.4%
GIRAMATA		1	0.0%
GISAGARA		1	0.0%
GISHARARA		16	0.6%
GISHORARA		1	0.0%
GISHORORO		2	0.1%
GISIZA		6	0.2%
GISOVU		6	0.2%
GITABA		17	0.6%
GITABAGE		8	0.3%
GITABO		1	0.0%
GITEGA		9	0.3%

## File : Education\_employee

### # P5: Village Name

Value	Label	Cases	Percentage
GITUNDU		1	0.0%
GITUNGWA		2	0.1%
GITUNTU		2	0.1%
GOMBA		2	0.1%
HIGHLAND		1	0.0%
HURIRO		1	0.0%
IBUKINANYAN.		7	0.2%
IHURIRO		8	0.3%
IJABIRO		17	0.6%
IJAMBO		1	0.0%
IMIHIGO		4	0.1%
IMPANO		5	0.2%
INYARUREMBC		5	0.2%
ISANGANNO		17	0.6%
ISHEMA		2	0.1%
ISIBO		41	1.4%
ITERAMBERE		3	0.1%
JABIRO		26	0.9%
JENDA		1	0.0%
K		1	0.0%
KABABERU		2	0.1%
KABAGARI		1	0.0%
KABAGESERA		3	0.1%
KABAJOGO		14	0.5%
KABANDA		2	0.1%
KABANDE		8	0.3%
KABARA		6	0.2%
KABAYA		14	0.5%
KABEHO		6	0.2%
KABEREGE		2	0.1%
KABEZA		19	0.7%
KABITOVU		3	0.1%
KABUGA		16	0.6%
KABUGUSU		7	0.2%
KABUHUNDE		2	0.1%
KABUHUNDE II		8	0.3%
KABUHUNDE2		1	0.0%
KABUHUNDWE II		1	0.0%
KABUKUBA		4	0.1%
KABUSAGARA		8	0.3%
KABUTARE		2	0.1%
KABUYE		12	0.4%



## File : Education\_employee

### # P5: Village Name

Value	Label	Cases	Percentage
KADOBOGO		2	0.1%
KAGABIRO		1	0.0%
KAGAGA		4	0.1%
KAGANO		2	0.1%
KAGANZA		4	0.1%
KAGARAMA		2	0.1%
KAGIKONGORC		7	0.2%
KAGONGO		3	0.1%
KAGOTE		7	0.2%
KAJEMBA		1	0.0%
KAJEVUBA		9	0.3%
KAJEVULA		1	0.0%
KAJIVUBA		1	0.0%
KAMAHWA		4	0.1%
KAMAHWA/ NYARUTA		2	0.1%
KAMAZU		15	0.5%
KAMAZURU		7	0.2%
KAMINA		5	0.2%
KAMINUZA		4	0.1%
KAMIRO		3	0.1%
KAMONYI		3	0.1%
KAMPI		3	0.1%
KAMUGENI		5	0.2%
KAMUGINA		7	0.2%
KAMUGISHA		1	0.0%
KAMUKENKE		2	0.1%
KAMUSANGAN		2	0.1%
KAMYINYA		1	0.0%
KANGUKA		7	0.2%
KANSEREGE		4	0.1%
KANWA		3	0.1%
KANYANA		1	0.0%
KANYINYA		19	0.7%
KANYIRAMUSE		6	0.2%
KANYIRAMUSE		1	0.0%
KANYOVE		3	0.1%
KANZOKA		4	0.1%
KARAMA		6	0.2%
KARAMBI		14	0.5%
KARAMBO		9	0.3%
KAREBA		1	0.0%
KARENGE		22	0.8%
KAREZA		1	0.0%

## File : Education\_employee

### # P5: Village Name

Value	Label	Cases	Percentage
KARUGANDA		3	0.1%
KARUGONDO		1	0.0%
KARUKINA		5	0.2%
KASEMANYA		1	0.0%
KASEMANYAN.		2	0.1%
KATIRO		3	0.1%
KAVUMU		40	1.4%
KAYENZI		11	0.4%
KAYORO		1	0.0%
KAZUBA		14	0.5%
KEZA		1	0.0%
KIBANDE		3	0.1%
KIBINGO		5	0.2%
KIBIRARO		3	0.1%
KIBUMBIRO		4	0.1%
KIBURARA		5	0.2%
KIGABIRO		21	0.7%
KIGAGA		3	0.1%
KIGANDO		2	0.1%
KIGARAMA		8	0.3%
KIGENGE		2	0.1%
KIMBOGO		1	0.0%
KINAZI		1	0.0%
KINGA		3	0.1%
KINIHA		1	0.0%
KINUNGA		4	0.1%
KINUNGA2		2	0.1%
KINYAGA		1	0.0%
KINYANJA		3	0.1%
KINYENKANDA		3	0.1%
KINYINYA		1	0.0%
KIRENGERI		13	0.5%
KIRIBATA		2	0.1%
KIRUHURA		4	0.1%
KIRWA		2	0.1%
KIVOMO		5	0.2%
KIVUGIZA		10	0.3%
KIVUMU		11	0.4%
KIYONZA		4	0.1%
KIYORO		13	0.5%
KIYOVU		18	0.6%
KMAHWA/ NYARUTAR		1	0.0%
KUMUCYENKE		2	0.1%

## File : Education\_employee

### # P5: Village Name

Value	Label	Cases	Percentage
KUMUKENKE		18	0.6%
KUMUKUNKE		1	0.0%
KURUGANDA		3	0.1%
KURUGANGA		1	0.0%
LUMUCYENKE		1	0.0%
MAJYAMBERE		5	0.2%
MAMBA		25	0.9%
MARYOHE		1	0.0%
MASAKA		5	0.2%
MASIZI		4	0.1%
MASORO		7	0.2%
MATABA		9	0.3%
MATIMBA		1	0.0%
MAYA		3	0.1%
MBARE		2	0.1%
MBUYE		6	0.2%
MIBIRIZI		1	0.0%
MISEZERO		7	0.2%
MISHUNGERO		2	0.1%
MPANO		2	0.1%
MPINGA		2	0.1%
MUBAZI		3	0.1%
MUBOGORA		2	0.1%
MUBUGA		15	0.5%
MUCYERI		1	0.0%
MUDUHA		2	0.1%
MUGARA		3	0.1%
MUGEJURU		2	0.1%
MUGERERO		1	0.0%
MUGOMERO		10	0.3%
MUHABURA		19	0.7%
MUHAMA		1	0.0%
MUHARANKAK		1	0.0%
MUHOGORA		1	0.0%
MUHORORO		4	0.1%
MUHOTORA		1	0.0%
MUHUMO		5	0.2%
MUJYEJURU		3	0.1%
MUJYEJURU I		7	0.2%
MUJYIJURU		1	0.0%
MUKELI		1	0.0%
MUKIGI		1	0.0%
MUKINGI		2	0.1%

## File : Education\_employee

### # P5: Village Name

Value	Label	Cases	Percentage
MUKONI		3	0.1%
MULTIMEDIA		1	0.0%
MUNANIRA		5	0.2%
MUNANIRA II		1	0.0%
MUNAZI		3	0.1%
MUNYEJURU		1	0.0%
MUNYOVE		2	0.1%
MURAMBI		2	0.1%
MURAMBO		1	0.0%
MUREHE		3	0.1%
MUREMURE		4	0.1%
MUSAGA		3	0.1%
MUSANGABO		5	0.2%
MUSASA		4	0.1%
MUSEKERA		3	0.1%
MUSENYI		2	0.1%
MUSOMERO		2	0.1%
MUSONGATI		2	0.1%
MUSUMBA		1	0.0%
MUSUSA		2	0.1%
MUTIMA		2	0.1%
MUTONGO		5	0.2%
MUTUKURA		3	0.1%
MUTUMBA		7	0.2%
MUZIZI		1	0.0%
MVUMBA		3	0.1%
MWARO		1	0.0%
MWESA		1	0.0%
MWUMBA		1	0.0%
MYATANO		1	0.0%
NAMA		4	0.1%
NDUBA		12	0.4%
NDUSU		5	0.2%
NGAMBI		1	0.0%
NGANDO		4	0.1%
NGARA		3	0.1%
NGARU		2	0.1%
NGOBAGOBA		9	0.3%
NIBOYE		1	0.0%
NKANGA		2	0.1%
NKERO		1	0.0%
NKERU		1	0.0%
NKURI		3	0.1%

## File : Education\_employee

### # P5: Village Name

Value	Label	Cases	Percentage
NSHENYERI		1	0.0%
NTARABANA		1	0.0%
NTURO		7	0.2%
NYABISINDU		2	0.1%
NYABITIMBO		3	0.1%
NYABUBARE		1	0.0%
NYABURANGA		6	0.2%
NYABWISHONC		11	0.4%
NYAGACACA		3	0.1%
NYAGAFUNZO		1	0.0%
NYAGAHANDA		3	0.1%
NYAGAHINGA		4	0.1%
NYAGASOZI		1	0.0%
NYAGATABIRE		2	0.1%
NYAGATARE		6	0.2%
NYAGATARE II		1	0.0%
NYAGATARE3		15	0.5%
NYAGATAREI		2	0.1%
NYAGATAREII		1	0.0%
NYAGATAREIII		1	0.0%
NYAGISOZI		3	0.1%
NYAGITABIRE		1	0.0%
NYAKABUNGO		12	0.4%
NYAKARAMBI		3	0.1%
NYAKARAMBI II		1	0.0%
NYAKARAMBI II		2	0.1%
NYAKAREKARI		1	0.0%
NYAKIGENZI		1	0.0%
NYAKIGEZI		2	0.1%
NYAMABUYE		5	0.2%
NYAMAGANA		3	0.1%
NYAMAREBE		1	0.0%
NYAMAREMBE		1	0.0%
NYAMATA		2	0.1%
NYAMATA 2		9	0.3%
NYAMATA II		1	0.0%
NYAMATA YA 2		3	0.1%
NYAMATA YA2		2	0.1%
NYAMATA2		1	0.0%
NYAMIGINA		9	0.3%

## File : Education\_employee

### # P5: Village Name

Value	Label	Cases	Percentage
NYAMIKAMBA		5	0.2%
NYAMIKINGO		3	0.1%
NYAMITAMBA		1	0.0%
NYAMITANGA		3	0.1%
NYAMIYAGA		1	0.0%
NYAMIYONGA		2	0.1%
NYAMUCYAMC		1	0.0%
NYAMUGALI		1	0.0%
NYAMUGARI		2	0.1%
NYAMUGUNGA		1	0.0%
NYAMUTEMER		1	0.0%
NYAMUTEZI		11	0.4%
NYAMUTOVU		1	0.0%
NYAMWIZA		1	0.0%
NYANSHUNDU		1	0.0%
NYANZA		48	1.7%
NYAREMBO		1	0.0%
NYARIGINA		12	0.4%
NYARIGIRA		1	0.0%
NYARUBURA		1	0.0%
NYARUBUYE		11	0.4%
NYARUCYAMO		1	0.0%
NYARUCYAMO 2		2	0.1%
NYARUCYAMO II		3	0.1%
NYARUGENGE		8	0.3%
NYARUGINA		1	0.0%
NYARUGUGU		1	0.0%
NYARUGUNGA		2	0.1%
NYARUGURU		2	0.1%
NYARUHENGEI		2	0.1%
NYARUKERI		1	0.0%
NYARUKURAZO		2	0.1%
NYARUNYINYA		3	0.1%
NYARUPFUBIRI II		3	0.1%
NYARURAMBI		1	0.0%
NYARUREMA		15	0.5%
NYARUREMBO		16	0.6%
NYARUSAVE		9	0.3%
NYARUSHISHI		3	0.1%
NYARUSHUBI		5	0.2%
NYARUSIZA		5	0.2%

## File : Education\_employee

### # P5: Village Name

Value	Label	Cases	Percentage
NYARUTARAM		11	0.4%
NYARUTOVU		14	0.5%
NYARUYAGA		3	0.1%
NYIRAMUSEMC		1	0.0%
NYIRAMUSENG		5	0.2%
NYIRARUTOVU		1	0.0%
NYSRUYAGA		1	0.0%
NYUNDO		3	0.1%
NYZANZA		1	0.0%
RAMBA		4	0.1%
REBERO		9	0.3%
REBEZO		1	0.0%
REMERA		4	0.1%
RUBAGABAGA		20	0.7%
RUBAMBA		2	0.1%
RUBONA		2	0.1%
RUBYINIRO		9	0.3%
RUBYIRUKO		2	0.1%
RUGABANO		4	0.1%
RUGAGA		1	0.0%
RUGANWAI		6	0.2%
RUGANZU		2	0.1%
RUGARA		5	0.2%
RUGARAMA		29	1.0%
RUGARAMA II		1	0.0%
RUGARAMBIRC		1	0.0%
RUGAZI		3	0.1%
RUGENDA 2		3	0.1%
RUGENDA II		1	0.0%
RUGERA		5	0.2%
RUGERERO		3	0.1%
RUGERO		16	0.6%
RUGEYO		2	0.1%
RUGOGWE		5	0.2%
RUGOMA		1	0.0%
RUGORWE		1	0.0%
RUHAHA		1	0.0%
RUHEMBE		1	0.0%
RUHENDA		3	0.1%
RUHENGARI		6	0.2%
RUHIHI		5	0.2%
RUHINGA		3	0.1%
RUHITA		4	0.1%

## File : Education\_employee

### # P5: Village Name

Value	Label	Cases	Percentage
RUHUHA		8	0.3%
RUHUMO		1	0.0%
RUKARA		1	0.0%
RUKERERA		1	0.0%
RUKEREZA		2	0.1%
RUKORO		3	0.1%
RULI		3	0.1%
RULINGA		1	0.0%
RUNGA		1	0.0%
RUNYAMI		4	0.1%
RUNYANGWE		3	0.1%
RUPANGO		4	0.1%
RURAMBA		7	0.2%
RURAMBO		15	0.5%
RUREMBO		9	0.3%
RURI		1	0.0%
RUSAMBYA		6	0.2%
RUSANZA		1	0.0%
RUSAVE		11	0.4%
RUSENYI		6	0.2%
RUSHASHO		2	0.1%
RUSHUBI		3	0.1%
RUSHYARARA		2	0.1%
RUSUSA		1	0.0%
RUTAKA		3	0.1%
RUTAKE		5	0.2%
RUTEGAMANA'		1	0.0%
RUTEGAMATW		6	0.2%
RUTENGA		4	0.1%
RUTONDE		4	0.1%
RUVUGIZO		3	0.1%
RUYAGA		2	0.1%
RUYENZI		2	0.1%
RUYUMBA		4	0.1%
RWAKABANDA		2	0.1%
RWAKAGAJU		8	0.3%
RWAMBANDA		3	0.1%
RWAMIKO		1	0.0%
RWAMUSHUME		2	0.1%
RWAMVURA		3	0.1%
RWANIKA		21	0.7%
RWANZO		1	0.0%
RWANZU		9	0.3%



## File : Education\_employee

### # P5: Village Name

Value	Label	Cases	Percentage
RWENENE		1	0.0%
RWERERE		6	0.2%
RWEZA		2	0.1%
RWIBUTSO		1	0.0%
RWIMOMDA		1	0.0%
RWIMONDO		8	0.3%
RWINKUBA		5	0.2%
RWINYANGE		3	0.1%
RWOGA		1	0.0%
RYABIYARA		1	0.0%
RYABUVARA		5	0.2%
RYAGATEBE		4	0.1%
RYANYAGAHA		3	0.1%
RYARUBAYI		1	0.0%
RYARUHANGA		5	0.2%
RYARUSARO		3	0.1%
RYEBARE		8	0.3%
SANGANO		6	0.2%
SHENYERI		3	0.1%
SHOLI		5	0.2%
SHWEMU		17	0.6%
SHYANDWE		1	0.0%
SHYONDWE		2	0.1%
SHYUNDWE		1	0.0%
TABA		39	1.4%
TONGATI		1	0.0%
TUNZA		1	0.0%
UBUKERARUGI		2	0.1%
UBUMWE		6	0.2%
UBUREZI		8	0.3%
UBUTABAZI		7	0.2%
UMUBANO		11	0.4%
UMUCO		1	0.0%
UMUCYO		14	0.5%
UMUDUGUDU 3		3	0.1%
UMUDUGUDU3		2	0.1%
UMUKAMBA		2	0.1%
UMURAVA		2	0.1%
UMUREHE		4	0.1%
UMUSHUMBA MWIZA		5	0.2%
UMWEZI		4	0.1%
URUBYIRUKO		6	0.2%

## File : Education\_employee

### # P5: Village Name

Value	Label	Cases	Percentage
URUBYIRUKU		1	0.0%
URUHONGORE		9	0.3%
UWABAREZI		3	0.1%
UWABUMENYI		4	0.1%
UWABUREZI		1	0.0%
UWAGATOVU		3	0.1%
UWIFIZI		1	0.0%
UWIMFIZI		3	0.1%
UWISAGA		2	0.1%
VIDEO		8	0.3%
VUNGIRO		6	0.2%
WINGABE		2	0.1%
ZUBA		11	0.4%
abarezi		1	0.0%
amahoro		1	0.0%
gahira		1	0.0%
gatenga		2	0.1%
kabaya		1	0.0%
kajevuba		1	0.0%
karama		1	0.0%
karenge		1	0.0%
kazuba		1	0.0%
kinunga		1	0.0%
kinyaga		1	0.0%
nyabwishngwe3		1	0.0%
nyagafunzo		1	0.0%
nyagisozi		1	0.0%
nyamutezi		1	0.0%
nyenyeri		1	0.0%
runga		1	0.0%
rusuzumiro		1	0.0%
uwabarezi		3	0.1%
uwuburezi		1	0.0%

Warning: these figures indicate the number of cases found in the data file. They cannot be interpreted as summary statistics of the population of interest.

### # LI: LEARNING INSTITUTION

<b>Information</b>	[Type= discrete] [Format=numeric] [Range= 1-4] [Missing=*]		
<b>Statistics [NW/ W]</b>	[Valid=2863 /-] [Invalid=0 /-]		
Value	Label	Cases	Percentage
1	Primary	930	32.5%
2	Secondary	552	19.3%
3	TVET	990	34.6%
4	University	391	13.7%

Warning: these figures indicate the number of cases found in the data file. They cannot be interpreted as summary statistics of the population of interest.

## File : Education\_employee

### # OCCUPATION\_LEVEL: OCCUPATION LEVEL

**Information** [Type= discrete] [Format=numeric] [Range= 1-9] [Missing=\*]

**Statistics [NW/ W]** [Valid=2863 /-] [Invalid=0 /-]

Value	Label	Cases	Percentage
1	High	2129	74.4%
2	Medium	181	6.3%
3	Low	537	18.8%
4	Unspecified	16	0.6%
9	Missing value	0	

*Warning: these figures indicate the number of cases found in the data file. They cannot be interpreted as summary statistics of the population of interest.*

### # A020: M2:A020 Sex

**Information** [Type= discrete] [Format=numeric] [Range= 1-2] [Missing=\*]

**Statistics [NW/ W]** [Valid=2863 /-] [Invalid=0 /-]

Value	Label	Cases	Percentage
1	Female	957	33.4%
2	Male	1906	66.6%

*Warning: these figures indicate the number of cases found in the data file. They cannot be interpreted as summary statistics of the population of interest.*

### # A030: M2:A030 Age in compl. years

**Information** [Type= discrete] [Format=numeric] [Range= 16-9999] [Missing=\*]

**Statistics [NW/ W]** [Valid=2863 /-] [Invalid=0 /-]

Value	Label	Cases	Percentage
16		1	0.0%
18		4	0.1%
19		5	0.2%
20		13	0.5%
21		43	1.5%
22		50	1.7%
23		97	3.4%
24		113	3.9%
25		154	5.4%
26		142	5.0%
27		147	5.1%
28		158	5.5%
29		152	5.3%
30		144	5.0%
31		141	4.9%
32		139	4.9%
33		114	4.0%
34		90	3.1%
35		118	4.1%
36		84	2.9%
37		82	2.9%
38		69	2.4%

## File : Education\_employee

### # A030: M2:A030 Age in compl. years

Value	Label	Cases	Percentage
39		75	2.6%
40		67	2.3%
41		57	2.0%
42		62	2.2%
43		57	2.0%
44		38	1.3%
45		40	1.4%
46		37	1.3%
47		36	1.3%
48		36	1.3%
49		31	1.1%
50		26	0.9%
51		23	0.8%
52		20	0.7%
53		25	0.9%
54		20	0.7%
55		20	0.7%
56		16	0.6%
57		15	0.5%
58		18	0.6%
59		13	0.5%
60		13	0.5%
61		6	0.2%
62		6	0.2%
63		9	0.3%
64		4	0.1%
65		7	0.2%
66		2	0.1%
67		2	0.1%
69		1	0.0%
70		1	0.0%
71		1	0.0%
73		1	0.0%
76		1	0.0%
79		1	0.0%
9999	Not stated	16	0.6%

Warning: these figures indicate the number of cases found in the data file. They cannot be interpreted as summary statistics of the population of interest.

### # AG: Age\_group

<b>Information</b>	[Type= discrete] [Format=numeric] [Range= 1-99] [Missing=*]		
<b>Statistics [NW/ W]</b>	[Valid=2863 /-] [Invalid=0 /-]		
Value	Label	Cases	Percentage
1	15-19	10	0.3%
2	20-24	316	11.0%

## File : Education\_employee

### # AG: Age\_group

Value	Label	Cases	Percentage
3	25-29	753	26.3%
4	30-34	628	21.9%
5	35-39	428	14.9%
6	40-44	281	9.8%
7	45-49	180	6.3%
8	50-54	114	4.0%
9	55+	137	4.8%
99	Not stated	16	0.6%

Warning: these figures indicate the number of cases found in the data file. They cannot be interpreted as summary statistics of the population of interest.

### # A040: M2:A040 Marital status

<b>Information</b>	[Type= discrete] [Format=numeric] [Range= 1-9] [Missing=*]
<b>Statistics [NW/ W]</b>	[Valid=2863 /-] [Invalid=0 /-]

Value	Label	Cases	Percentage
1	Single/Never married	1117	39.0%
2	Married	1661	58.0%
3	Separated	22	0.8%
4	Divorced	11	0.4%
5	Widowed	49	1.7%
9	Missing value	3	0.1%

Warning: these figures indicate the number of cases found in the data file. They cannot be interpreted as summary statistics of the population of interest.

### # A050: M2:A050 Nationality

<b>Information</b>	[Type= discrete] [Format=numeric] [Range= 1-9] [Missing=*]
<b>Statistics [NW/ W]</b>	[Valid=2863 /-] [Invalid=0 /-]

Value	Label	Cases	Percentage
1	Burundian	18	0.6%
2	Kenyan	57	2.0%
3	Rwandan	2664	93.0%
4	Tanzanian	2	0.1%
5	Ugandan	48	1.7%
6	The rest of Africa (specify)	62	2.2%
7	The rest of the world (specify)	9	0.3%
9	Missing value	3	0.1%

Warning: these figures indicate the number of cases found in the data file. They cannot be interpreted as summary statistics of the population of interest.

### # A050A: The rest of Africa (specify)

<b>Information</b>	[Type= discrete] [Format=character] [Missing=*]
<b>Statistics [NW/ W]</b>	[Valid=54 /-] [Invalid=0 /-]

Value	Label	Cases	Percentage
CAMERON		1	1.9%
CONGO		4	7.4%
CONGO(RDC)		1	1.9%
CONGOLAIS		6	11.1%

## File : Education\_employee

### # A050A: The rest of Africa (specify)

Value	Label	Cases	Percentage
CONGOLAISE		3	5.6%
DR CONGO		1	1.9%
DRC		6	11.1%
DRCONGO		1	1.9%
EDC		1	1.9%
IRISH		1	1.9%
NIGERIA		2	3.7%
R.D.C		1	1.9%
RD CONGO		1	1.9%
RDC		17	31.5%
UMUCONGOM <sup>A</sup>		1	1.9%
ZIMBAMWEAN		1	1.9%
congalaï		1	1.9%
conglais		1	1.9%
congolaï		2	3.7%
congolaïse		1	1.9%
conolaï		1	1.9%

Warning: these figures indicate the number of cases found in the data file. They cannot be interpreted as summary statistics of the population of interest.

### # A050B: The rest of the world (specify)

<b>Information</b>	[Type= discrete] [Format=character] [Missing=*]
<b>Statistics [NW/ W]</b>	[Valid=12 /-] [Invalid=0 /-]

Value	Label	Cases	Percentage
AUSTRALIAN		1	8.3%
CAMEROUNAIS		1	8.3%
CONGO		2	16.7%
DRC		1	8.3%
INDIA		1	8.3%
INDIAN		5	41.7%
ITALY		1	8.3%

Warning: these figures indicate the number of cases found in the data file. They cannot be interpreted as summary statistics of the population of interest.

### # A060: M2:A060 Do you have any disability?

<b>Information</b>	[Type= discrete] [Format=numeric] [Range= 1-9] [Missing=*]
<b>Statistics [NW/ W]</b>	[Valid=2863 /-] [Invalid=0 /-]

Value	Label	Cases	Percentage
1	Yes	51	1.8%
2	No	2812	98.2%
9	Missing value	0	

Warning: these figures indicate the number of cases found in the data file. They cannot be interpreted as summary statistics of the population of interest.

### # A070: M2:A070 Type of disability

<b>Information</b>	[Type= discrete] [Format=numeric] [Range= 1-9] [Missing=*]
<b>Statistics [NW/ W]</b>	[Valid=51 /-] [Invalid=2812 /-]

## File : Education\_employee

### # A070: M2:A070 Type of disability

Value	Label	Cases	Percentage
1	Sight (blind/severe visual limitation)	3	5.9%
2	Hearing (deaf, hard of hearing)	7	13.7%
3	Communicating (speech impairment)	1	2.0%
4	Other Physic. desability/physical handic.	26	51.0%
5	Intellectual (difficulties in learning) /mental problem	2	3.9%
6	Emotional (behavioural, psycholog.)	2	3.9%
7	Other (specify)	5	9.8%
9	Missing value	5	9.8%
Sysmiss		2812	

Warning: these figures indicate the number of cases found in the data file. They cannot be interpreted as summary statistics of the population of interest.

### # DISABILITY\_SPECIFY: Disability Specify

<b>Information</b>	[Type= discrete] [Format=character] [Missing=*]
<b>Statistics [NW/ W]</b>	[Valid=5 /-] [Invalid=0 /-]

Value	Label	Cases	Percentage
ARWAYE DIATHE		1	20.0%
IJISHO RIMWE RYAVUYEMO		1	20.0%
UMUGONGO		1	20.0%
YAMUGAYE UKUGURU		1	20.0%
yarwaye imbasa bras gauche		1	20.0%

Warning: these figures indicate the number of cases found in the data file. They cannot be interpreted as summary statistics of the population of interest.

### # B010: Current main occupation / job title

<b>Information</b>	[Type= discrete] [Format=character] [Missing=*]
<b>Statistics [NW/ W]</b>	[Valid=2861 /-] [Invalid=0 /-]

### # B010A: ISCO

<b>Information</b>	[Type= discrete] [Format=numeric] [Range= 110-9999] [Missing=*]
<b>Statistics [NW/ W]</b>	[Valid=2863 /-] [Invalid=0 /-]

Value	Label	Cases	Percentage
110	Commissioned armed forces officers	0	
210	Non-commissioned armed forces officers	0	
242	Administration professionals	0	
310	Armed forces occupations, other ranks	0	
334	Administrative and specialised secretaries	0	
723	Machinery mechanics and repairers	0	
835	Ships' deck crews and related workers	0	
912	Vehicle, window, laundry and other hand cleaning workers	0	
1111	Legislators	0	
1112	Senior government officials	0	
1113	Traditional chiefs and heads of village	0	

## File : Education\_employee

### # B010A: ISCO

Value	Label	Cases	Percentage
1114	Senior officials of special-interest organizations	0	
1120	Managing directors and chief executives	0	
1211	Finance managers	5	0.2%
1212	Human resource managers	1	0.0%
1213	Policy and planning managers	0	
1219	Business services and administration managers not elsewhere	0	
1221	Sales and marketing managers	1	0.0%
1222	Advertising and public relations managers	0	
1223	Research and development managers	0	
1311	Agricultural and forestry production managers	3	0.1%
1312	Aquaculture and fisheries production managers	0	
1321	Manufacturing managers	0	
1322	Mining managers	0	
1323	Construction managers	0	
1324	Supply, distribution and related managers	0	
1330	Information and communications technology service managers	4	0.1%
1341	Child care services managers	2	0.1%
1342	Health services managers	3	0.1%
1343	Aged care services managers	1	0.0%
1344	Social welfare managers	1	0.0%
1345	Education managers	160	5.6%
1346	Financial and insurance services branch managers	1	0.0%
1349	Professional services managers not elsewhere classified	0	
1411	Hotel managers	3	0.1%
1412	Restaurant managers	0	
1420	Retail and wholesale trade managers	0	
1431	Sports, recreation and cultural centre managers	0	
1439	Services managers not elsewhere classified	1	0.0%
2111	Physicists and astronomers	0	
2112	Meteorologists	0	
2113	Chemists	0	
2114	Geologists and geophysicists	0	
2120	Mathematicians, actuaries and statisticians	1	0.0%
2131	Biologists, botanists, zoologists and related professionals	0	
2132	Farming, forestry and fisheries advisers	1	0.0%
2133	Environmental protection professionals	0	
2141	Industrial and production engineers	0	
2142	Civil engineers	0	
2143	Environmental engineers	0	
2144	Mechanical engineers	0	
2145	Chemical engineers	0	
2146	Mining engineers, metallurgists and related professionals	0	
2149	Engineering professionals not elsewhere classified	0	



## File : Education\_employee

### # B010A: ISCO

Value	Label	Cases	Percentage
2151	Electrical engineers	0	
2152	Electronics engineers	0	
2153	Telecommunications engineers	1	0.0%
2161	Building architects	0	
2162	Landscape architects	0	
2163	Product and garment designers	0	
2164	Town and traffic planners	0	
2165	Cartographers and surveyors	0	
2166	Graphic and multimedia designers	0	
2211	Generalist medical practitioners	0	
2212	Specialist medical practitioners	0	
2221	Nursing professionals	0	
2222	Midwifery professionals	0	
2230	Traditional and complementary medicine professionals	3	0.1%
2240	Paramedical practitioners	0	
2250	Veterinarians	2	0.1%
2261	Dentists	0	
2262	Pharmacists	0	
2263	Environmental and occupational health and hygiene profession	1	0.0%
2264	Physiotherapists	0	
2265	Dieticians and nutritionists	0	
2266	Audiologists and speech therapists	0	
2267	Optometrists and ophthalmic opticians	0	
2269	Health professionals not elsewhere classified	0	
2310	University and higher education teachers	270	9.4%
2320	Vocational education teachers	178	6.2%
2330	Secondary education teachers	688	24.0%
2341	Primary school teachers	732	25.6%
2342	Early childhood educators	4	0.1%
2351	Education methods specialists	1	0.0%
2352	Special needs teachers	6	0.2%
2353	Other language teachers	21	0.7%
2354	Other music teachers	0	
2355	Other arts teachers	2	0.1%
2356	Information technology trainers	1	0.0%
2359	Teaching professionals not elsewhere classified	4	0.1%
2411	Accountants	57	2.0%
2412	Financial and investment advisers	0	
2413	Financial analysts	0	
2421	Management and organization analysts	0	
2422	Policy administration professionals	0	
2423	Personnel and careers professionals	0	
2424	Training and staff development professionals	0	

## File : Education\_employee

### # B010A: ISCO

Value	Label	Cases	Percentage
2431	Advertising and marketing professionals	0	
2432	Public relations professionals	1	0.0%
2433	Technical and medical sales professionals (excluding ICT)	0	
2434	Information and communications technology sales professional	0	
2511	Systems analysts	0	
2512	Software developers	0	
2513	Web and multimedia developers	0	
2514	Applications programmers	0	
2519	Software and applications developers and analysts not elsewh	0	
2521	Database designers and administrators	0	
2522	Systems administrators	0	
2523	Computer network professionals	0	
2529	Database and network professionals not elsewhere classified	0	
2611	Lawyers	0	
2612	Judges	0	
2619	Legal professionals not elsewhere classified	0	
2621	Archivists and curators	1	0.0%
2622	Librarians and related information professionals	5	0.2%
2631	Economists	0	
2632	Sociologists, anthropologists and related professionals	0	
2633	Philosophers, historians and political scientists	1	0.0%
2634	Psychologists	0	
2635	Social work and counselling professionals	0	
2636	Religious professionals	2	0.1%
2641	Authors and related writers	0	
2642	Journalists	0	
2643	Translators, interpreters and other linguists	0	
2651	Visual artists	1	0.0%
2652	Musicians, singers and composers	0	
2653	Dancers and choreographers	0	
2654	Film, stage and related directors and producers	0	
2655	Actors	0	
2656	Announcers on radio, television and other media	0	
2659	Creative and performing artists not elsewhere classified	0	
3111	Chemical and physical science technicians	0	
3112	Civil engineering technicians	1	0.0%
3113	Electrical engineering technicians	1	0.0%
3114	Electronics engineering technicians	1	0.0%
3115	Mechanical engineering technicians	0	
3116	Chemical engineering technicians	0	
3117	Mining and metallurgical technicians	0	
3118	Draughtspersons	0	
3119	Physical and engineering science technicians not elsewhere c	0	

## File : Education\_employee

### # B010A: ISCO

Value	Label	Cases	Percentage
3121	Mining supervisors	0	
3122	Manufacturing supervisors	0	
3123	Construction supervisors	0	
3131	Power production plant operators	0	
3132	Incinerator and water treatment plant operators	1	0.0%
3133	Chemical processing plant controllers	0	
3134	Petroleum and natural gas refining plant operators	0	
3135	Metal production process controllers	0	
3139	Process control technicians not elsewhere classified	0	
3141	Life science technicians (excluding medical)	0	
3142	Agricultural technicians	2	0.1%
3143	Forestry technicians	0	
3151	Ships' engineers	0	
3152	Ships' deck officers and pilots	0	
3153	Aircraft pilots and related associate professionals	0	
3154	Air traffic controllers	0	
3155	Air traffic safety electronics technicians	0	
3211	Medical imaging and therapeutic equipment technicians	0	
3212	Medical and pathology laboratory technicians	4	0.1%
3213	Pharmaceutical technicians and assistants	0	
3214	Medical and dental prosthetic technicians	0	
3221	Nursing associate professionals	1	0.0%
3222	Midwifery associate professionals	0	
3230	Traditional and complementary medicine associate professiona	0	
3240	Veterinary technicians and assistants	0	
3251	Dental assistants and therapists	0	
3252	Medical records and health information technicians	0	
3253	Community health workers	0	
3254	Dispensing opticians	0	
3255	Physiotherapy technicians and assistants	0	
3256	Medical assistants	0	
3257	Environmental and occupational health inspectors and associa	0	
3258	Ambulance workers	0	
3259	Health associate professionals not elsewhere classified	1	0.0%
3311	Securities and finance dealers and brokers	0	
3312	Credit and loans officers	0	
3313	Accounting associate professionals	0	
3314	Statistical, mathematical and related associate professional	0	
3315	Valuers and loss assessors	0	
3321	Insurance representatives	0	
3322	Commercial sales representatives	0	
3323	Buyers	0	
3324	Trade brokers	0	

## File : Education\_employee

### # B010A: ISCO

Value	Label	Cases	Percentage
3331	Clearing and forwarding agents	0	
3332	Conference and event planners	0	
3333	Employment agents and contractors	0	
3334	Real estate agents and property managers	0	
3339	Business services agents not elsewhere classified	0	
3341	Office supervisors	0	
3342	Legal secretaries	0	
3343	Administrative and executive secretaries	3	0.1%
3344	Medical secretaries	0	
3351	Customs and border inspectors	0	
3352	Government tax and excise officials	1	0.0%
3353	Government social benefits officials	0	
3354	Government licensing officials	0	
3355	Police inspectors and detectives	0	
3359	Regulatory government associate professionals not elsewhere	0	
3411	Police inspectors and detectives	0	
3412	Social work associate professionals	0	
3413	Religious associate professionals	0	
3421	Athletes and sports players	0	
3422	Sports coaches, instructors and officials	0	
3423	Fitness and recreation instructors and program leaders	0	
3431	Photographers	0	
3432	Interior designers and decorators	0	
3433	Gallery, museum and library technicians	0	
3434	Chefs	0	
3435	Other artistic and cultural associate professionals	0	
3511	Information and communications technology operations technic	0	
3512	Information and communications technology user support techn	0	
3513	Computer network and systems technicians	0	
3514	Web technicians	0	
3521	Broadcasting and audio-visual technicians	0	
3522	Telecommunications engineering technicians	0	
4110	General office clerks	0	
4120	Secretaries (general)	50	1.7%
4131	Typists and word processing operators	1	0.0%
4132	Data entry clerks	0	
4211	Bank tellers and related clerks	0	
4212	Bookmakers, croupiers and related gaming workers	0	
4213	Pawnbrokers and money-lenders	1	0.0%
4214	Debt-collectors and related workers	0	
4221	Travel consultants and clerks	0	
4222	Contact centre information clerks	0	
4223	Telephone switchboard operators	0	

## File : Education\_employee

### # B010A: ISCO

Value	Label	Cases	Percentage
4224	Hotel receptionists	0	
4225	Enquiry clerks	0	
4226	Receptionists (general)	2	0.1%
4227	Survey and market research interviewers	0	
4229	Client information workers not elsewhere classified	0	
4311	Accounting and bookkeeping clerks	5	0.2%
4312	Statistical, finance and insurance clerks	0	
4313	Payroll clerks	0	
4321	Stock clerks	24	0.8%
4322	Production clerks	0	
4323	Transport clerks	0	
4411	Library clerks	12	0.4%
4412	Mail carriers and sorting clerks	0	
4413	Coding, proof-reading and related clerks	0	
4414	Scribes and related workers	0	
4415	Filing and copying clerks	0	
4416	Personnel clerks	0	
4419	Clerical support workers not elsewhere classified	3	0.1%
5111	Travel attendants and travel stewards	0	
5112	Transport conductors	3	0.1%
5113	Travel guides	0	
5120	Cooks	175	6.1%
5131	Waiters	0	
5132	Bartenders	0	
5141	Hairdressers	0	
5142	Beauticians and related workers	0	
5151	Cleaning and housekeeping supervisors in offices, hotels and	1	0.0%
5152	Domestic housekeepers	0	
5153	Building caretakers	0	
5161	Astrologers, fortune-tellers and related workers	0	
5162	Companions and valets	0	
5163	Undertakers and embalmers	0	
5164	Pet groomers and animal care workers	0	
5165	Driving instructors	0	
5169	Personal services workers not elsewhere classified	2	0.1%
5211	Stall and market salespersons	0	
5212	Street food salespersons	1	0.0%
5221	Shop keepers	0	
5222	Shop supervisors	0	
5223	Shop sales assistants	0	
5230	Cashiers and ticket clerks	3	0.1%
5241	Fashion and other models	0	
5242	Sales demonstrators	0	

## File : Education\_employee

### # B010A: ISCO

Value	Label	Cases	Percentage
5243	Door to door salespersons	0	
5244	Contact centre salespersons	0	
5245	Service station attendants	0	
5246	Food service counter attendants	3	0.1%
5249	Sales workers not elsewhere classified	1	0.0%
5311	Child care workers	1	0.0%
5312	Teachers' aides	42	1.5%
5321	Health care assistants	1	0.0%
5322	Home-based personal care workers	0	
5329	Personal care workers in health services not elsewhere class	0	
5411	Fire-fighters	0	
5412	Police officers	0	
5413	Prison guards	0	
5414	Security guards	154	5.4%
5419	Protective services workers not elsewhere classified	0	
6111	Field crop and vegetable growers	2	0.1%
6112	Tree and shrub crop growers	0	
6113	Gardeners, horticultural and nursery growers	0	
6114	Mixed crop growers	1	0.0%
6121	Livestock and dairy producers	0	
6122	Poultry producers	1	0.0%
6123	Apiarists and sericulturists	0	
6129	Animal producers not elsewhere classified	0	
6130	Mixed crop and animal producers	0	
6210	Forestry and related workers	0	
6221	Aquaculture workers	1	0.0%
6222	Inland and coastal waters fishery workers	0	
6223	Deep-sea fishery workers	0	
6224	Hunters and trappers	0	
6310	Subsistence crop farmers	2	0.1%
6320	Subsistence livestock farmers	0	
6330	Subsistence mixed crop and livestock farmers	1	0.0%
6340	Subsistence fishers, hunters, trappers and gatherers	0	
7111	House builders	2	0.1%
7112	Bricklayers and related workers	0	
7113	Stonemasons, stone cutters, splitters and carvers	0	
7114	Concrete placers, concrete finishers and related workers	0	
7115	Carpenters and joiners	4	0.1%
7119	Building frame and related trades workers not elsewhere clas	0	
7121	Roofers	0	
7122	Floor layers and tile setters	0	
7123	Plasterers	0	
7124	Insulation workers	0	

## File : Education\_employee

### # B010A: ISCO

Value	Label	Cases	Percentage
7125	Glaziers	0	
7126	Plumbers and pipe fitters	2	0.1%
7127	Air conditioning and refrigeration mechanics	0	
7131	Painters and related workers	0	
7132	Spray painters and varnishers	0	
7133	Building structure cleaners	0	
7211	Metal moulders and coremakers	0	
7212	Welders and flamecutters	2	0.1%
7213	Sheet-metal workers	0	
7214	Structural-metal preparers and erectors	0	
7215	Riggers and cable splicers	0	
7221	Blacksmiths, hammersmiths and forging press workers	0	
7222	Toolmakers and related workers	0	
7223	Metal working machine tool setters and operators	0	
7224	Metal polishers, wheel grinders and tool sharpeners	0	
7231	Motor vehicle mechanics and repairers	0	
7232	Aircraft engine mechanics and repairers	0	
7233	Agricultural and industrial machinery mechanics and repairer	1	0.0%
7234	Bicycle and related repairers	0	
7311	Precision-instrument makers and repairers	0	
7312	Musical instrument makers and tuners	0	
7313	Jewellery and precious-metal workers	0	
7314	Potters and related workers	0	
7315	Glass makers, cutters, grinders and finishers	0	
7316	Sign writers, decorative painters, engravers and etchers	0	
7317	Handicraft workers in wood, basketry and related materials	0	
7318	Handicraft workers in textile, leather and related materials	0	
7319	Handicraft workers not elsewhere classified	0	
7321	Pre-press technicians	0	
7322	Printers	0	
7323	Print finishing and binding workers	0	
7411	Building and related electricians	0	
7412	Electrical mechanics and fitters	0	
7413	Electrical line installers and repairers	0	
7421	Electronics mechanics and servicers	0	
7422	Information and communications technology installers and ser	0	
7511	Butchers, fishmongers and related food preparers	0	
7512	Bakers, pastry-cooks and confectionery makers	0	
7513	Dairy-products makers	0	
7514	Fruit, vegetable and related preservers	0	
7515	Food and beverage tasters and graders	0	
7516	Tobacco preparers and tobacco products makers	0	
7521	Wood treaters	0	

## File : Education\_employee

### # B010A: ISCO

Value	Label	Cases	Percentage
7522	Cabinet-makers and related workers	0	
7523	Woodworking-machine tool setters and operators	0	
7531	Tailors, dressmakers, furriers and hatters	0	
7532	Garment and related pattern-makers and cutters	1	0.0%
7533	Sewing, embroidery and related workers	0	
7534	Upholsterers and related workers	0	
7535	Pelt dressers, tanners and fellmongers	0	
7536	Shoemakers and related workers	0	
7541	Underwater divers	0	
7542	Shotfirers and blasters	0	
7543	Product graders and testers (excluding foods and beverages)	0	
7544	Fumigators and other pest and weed controllers	0	
7549	Craft and related workers not elsewhere classified	0	
8111	Miners and quarriers	0	
8112	Mineral and stone processing plant operators	0	
8113	Well drillers and borers and related workers	0	
8114	Cement, stone and other mineral products machine operators	0	
8121	Metal processing plant operators	0	
8122	Metal finishing, plating and coating machine operators	0	
8131	Chemical products plant and machine operators	0	
8132	Photographic products machine operators	0	
8141	Rubber products machine operators	0	
8142	Plastic products machine operators	0	
8143	Paper products machine operators	0	
8151	Fibre preparing, spinning and winding machine operators	0	
8152	Weaving and knitting machine operators	0	
8153	Sewing machine operators	0	
8154	Bleaching, dyeing and fabric cleaning machine operators	0	
8155	Fur and leather preparing machine operators	0	
8156	Shoemaking and related machine operators	0	
8157	Laundry machine operators	0	
8159	Textile, fur and leather products machine operators not else	0	
8160	Food and related products machine operators	1	0.0%
8171	Pulp and papermaking plant operators	0	
8172	Wood processing plant operators	0	
8181	Glass and ceramics plant operators	0	
8182	Steam engine and boiler operators	0	
8183	Packing, bottling and labelling machine operators	0	
8189	Stationary plant and machine operators not elsewhere classif	0	
8211	Mechanical machinery assemblers	0	
8212	Electrical and electronic equipment assemblers	0	
8219	Assemblers not elsewhere classified	0	
8311	Locomotive engine drivers	0	



## File : Education\_employee

### # B010A: ISCO

Value	Label	Cases	Percentage
8312	Railway brake, signal and switch operators	0	
8321	Motorcycle drivers	0	
8322	Car, taxi and van drivers	11	0.4%
8331	Bus and tram drivers	0	
8332	Heavy truck and lorry drivers	0	
8341	Mobile farm and forestry plant operators	0	
8342	Earthmoving and related plant operators	0	
8343	Crane, hoist and related plant operators	0	
8344	Lifting truck operators	0	
8350	Ships' deck crews and related workers	0	
9111	Domestic cleaners and helpers	1	0.0%
9112	Cleaners and helpers in offices, hotels and other establishm	99	3.5%
9121	Hand launderers and pressers	1	0.0%
9122	Vehicle cleaners	1	0.0%
9123	Window cleaners	0	
9129	Other cleaning workers	3	0.1%
9211	Crop farm labourers	1	0.0%
9212	Livestock farm labourers	23	0.8%
9213	Mixed crop and livestock farm labourers	0	
9214	Garden and horticultural labourers	24	0.8%
9215	Forestry labourers	0	
9216	Fishery and aquaculture labourers	0	
9311	Mining and quarrying labourers	0	
9312	Civil engineering labourers	0	
9313	Building construction labourers	1	0.0%
9321	Hand packers	0	
9329	Manufacturing labourers not elsewhere classified	0	
9331	Hand and pedal vehicle drivers	0	
9332	Drivers of animal-drawn vehicles and machinery	0	
9333	Freight handlers	0	
9334	Shelf fillers	0	
9411	Fast food preparers	0	
9412	Kitchen helpers	0	
9510	Street and related service workers	0	
9520	Street vendors (excluding food)	0	
9611	Garbage and recycling collectors	0	
9612	Refuse sorters	0	
9613	Sweepers and related labourers	0	
9621	Messengers, package deliverers and luggage porters	2	0.1%
9622	Odd job persons	0	
9623	Meter readers and vending-machine collectors	0	
9624	Water and firewood collectors	2	0.1%
9629	Elementary workers not elsewhere classified	0	

## File : Education\_employee

### # B010A: ISCO

Value	Label	Cases	Percentage
9999	not stated	2	0.1%

*Warning: these figures indicate the number of cases found in the data file. They cannot be interpreted as summary statistics of the population of interest.*

### # ISCO1B010A: ISCO\_FIRST\_LEVEL B010A

<b>Information</b>	[Type= discrete] [Format=numeric] [Range= 1-99] [Missing=*]
<b>Statistics [NW/ W]</b>	[Valid=2863 /-] [Invalid=0 /-]

Value	Label	Cases	Percentage
1	Managers	186	6.5%
2	Professionals	1984	69.3%
3	Technical and assiate professionals	16	0.6%
4	Clerical support workers	98	3.4%
5	Services and sales workers	387	13.5%
6	Skilled agricultural, forestry and fishery workers	8	0.3%
7	Craft and related trade workers	12	0.4%
8	Plant and machine operators and assemblers	12	0.4%
9	Elementary occupations	158	5.5%
10	Armed forces occupations	0	
99	Not stated	2	0.1%

*Warning: these figures indicate the number of cases found in the data file. They cannot be interpreted as summary statistics of the population of interest.*

### # B011: Nature of your employment contract

<b>Information</b>	[Type= discrete] [Format=numeric] [Range= 1-9] [Missing=*]
<b>Statistics [NW/ W]</b>	[Valid=2861 /-] [Invalid=2 /-]

Value	Label	Cases	Percentage
1	Permanent worker	2618	91.5%
2	Temporary worker(possibility of renewal)	178	6.2%
3	Casual worker	7	0.2%
4	Seasonal worker	29	1.0%
5	Daily worker	21	0.7%
6	Other (specify)	8	0.3%
9	Missing value	0	
Sysmiss		2	

*Warning: these figures indicate the number of cases found in the data file. They cannot be interpreted as summary statistics of the population of interest.*

### # B011S: Other-Specify

<b>Information</b>	[Type= discrete] [Format=character] [Missing=*]
<b>Statistics [NW/ W]</b>	[Valid=8 /-] [Invalid=0 /-]

Value	Label	Cases	Percentage
AHEMBWA KU KWEZI		1	12.5%
ASINYA CONTRAT Y'UMWAKA UMWE		1	12.5%

## File : Education\_employee

### # B011S: Other-Specify

Value	Label	Cases	Percentage
NI MUSHYA NTARABONA CONTRAT		1	12.5%
NI UMUKOZI WA CONGREGATIO		1	12.5%
NTABYO AZI		1	12.5%
ON CONTRACT BASIS		1	12.5%
Umushumba		1	12.5%
contrat y'umwaka		1	12.5%

Warning: these figures indicate the number of cases found in the data file. They cannot be interpreted as summary statistics of the population of interest.

### # B020: Type of contract of your main employment

<b>Information</b>	[Type= discrete] [Format=numeric] [Range= 1-9] [Missing=*]
<b>Statistics [NW/ W]</b>	[Valid=2863 /-] [Invalid=0 /-]

Value	Label	Cases	Percentage
1	Written contract	1516	53.0%
2	Oral contract	214	7.5%
3	No contract	133	4.6%
4	Do not know / not sure	26	0.9%
5	Other (specify)	9	0.3%
6	Under Statute	963	33.6%
9	Missing value	2	0.1%

Warning: these figures indicate the number of cases found in the data file. They cannot be interpreted as summary statistics of the population of interest.

### # B020S: Other-Specify

<b>Information</b>	[Type= discrete] [Format=character] [Missing=*]
<b>Statistics [NW/ W]</b>	[Valid=8 /-] [Invalid=0 /-]

Value	Label	Cases	Percentage
AGEGWA NA COMMUNAUTE		1	12.5%
AMASEZERANC W'UMURYANGI ABABIK		1	12.5%
BAFITE LETTRE D'AFFECTION		1	12.5%
EDUCATION THEOLOGIQUE		1	12.5%
LETTRE D'ENGAGEMENT		1	12.5%
NTAYO		1	12.5%
YOHEREJWE M'ABARERE		1	12.5%
YOHEREZWA NUMURENGE		1	12.5%

## File : Education\_employee

### # B020S: Other-Specify

*Warning: these figures indicate the number of cases found in the data file. They cannot be interpreted as summary statistics of the population of interest.*

### # B021: In which way did you get the current job?

**Information** [Type= discrete] [Format=numeric] [Range= 1-9] [Missing=\*]

**Statistics [NW/ W]** [Valid=2863 /-] [Invalid=0 /-]

Value	Label	Cases	Percentage
1	Passed test and appointed	1059	37.0%
2	Through relatives/friends	350	12.2%
3	Head hunting	264	9.2%
4	Nominated	1092	38.1%
5	Elected	0	
6	Other (specify).....	96	3.4%
9	Missing value	2	0.1%

*Warning: these figures indicate the number of cases found in the data file. They cannot be interpreted as summary statistics of the population of interest.*

### # B021S: Other-specify

**Information** [Type= discrete] [Format=character] [Missing=\*]

**Statistics [NW/ W]** [Valid=94 /-] [Invalid=0 /-]

Value	Label	Cases	Percentage
AFFECTATION		1	1.1%
AFFECTATION Y'AKARERE		7	7.4%
AFFECTATION YA KARERRE		1	1.1%
AFFECTION Y'AKARERE		2	2.1%
AFFECTION YA KARERE		1	1.1%
AKARERE KAMUSHYZE MUKAZI		2	2.1%
AKARERE KAMUSHYZEM NTA EXAM		1	1.1%
AKARERE KARAMWORIIY.		1	1.1%
AKARERE NIKO KABASHAKIYE AKAZI		1	1.1%
AKARERE NIKO KABIKOZE		1	1.1%
AKARERE NIKO KAMWO RIYANCE		1	1.1%
AMANOTA ARI KURI DIPLOMES		1	1.1%
APPOINTED		1	1.1%

## File : Education\_employee

### # B021S: Other-specify

Value	Label	Cases	Percentage
ARI MUBAGISHINZI		1	1.1%
ATURANYE N'IKIGO		1	1.1%
BASING ON ACADEMIC PERFORMANCE		1	1.1%
BINYUJIJWE MURI NJYANAMA		1	1.1%
CERTIFICAT Y'IBYO GUTEKA		1	1.1%
DISTRICT		1	1.1%
GUHINDURIRW AKAZI		1	1.1%
HAKURIKIJWE AMANOTA MENSHI		1	1.1%
HARI USHINZWE GUSHAKA ABAKOZI		1	1.1%
LETTRE D'AFFECTION		1	1.1%
LETTRE D'AFFECTION		1	1.1%
MUTATION		9	9.6%
MUTATION Y'ABARIMU		1	1.1%
NANDITSE NSABA AKAZI		1	1.1%
NATSE MUTATION		1	1.1%
NYIRIKIGO		1	1.1%
ORIENTATION DU DISTRICT		2	2.1%
ORIENTATION Y'AKARERE		6	6.4%
TRANFERT		1	1.1%
TRANSFERT		1	1.1%
UNDI INSOECTEUR		1	1.1%
YADEOE MUKARERE		1	1.1%
YAFASHWA MURI SOCIAL DEFENSE		1	1.1%
YAHawe AKAZI NA KARERE		1	1.1%

## File : Education\_employee

### # B021S: Other-specify

Value	Label	Cases	Percentage
YAHawe AKAZI YASABYE		1	1.1%
YAHawe MUTATION		1	1.1%
YAHINDURIWE IKIGO		1	1.1%
YAKOZE EXAMEN		1	1.1%
YANDIKIYE AKARERE ABONA AKAZI		1	1.1%
YANDISTE ABISABA		1	1.1%
YANDISTE LETTRE BARAMUHAMA		1	1.1%
YANDITSE ABISABA ARAGAHABWA		1	1.1%
YANDITSE ASABA AKAZI		2	2.1%
YANDITSE ASABA ARAGAHABWA		1	1.1%
YANDITSE ASABA BARAMWEMER		1	1.1%
YANDITSE IBARUWA		1	1.1%
YANDITSE LETTRE ASABA AKAZI		1	1.1%
YANDITSE LETTRE NTA EXM YAKOZE		1	1.1%
YARAGASABYI ARAGAHABWA		1	1.1%
YARAHARANG AKAZI		1	1.1%
YARANDITSE ABONA AKAZI		2	2.1%
YARANDITSE AGASABA		1	1.1%
YARANDITSE AHITA ATANGIRA		1	1.1%
YARANDITSE BAHITA BAMUHA AKAZI		1	1.1%
YARANDITSE BAMUHA AKAZI		1	1.1%

## File : Education\_employee

### # B021S: Other-specify

Value	Label	Cases	Percentage
YARASABYE BARAMWEMER		1	1.1%
YARASABYE GUSA BARAMUHAMA		1	1.1%
YASABYE AKARERE UMWANYA MUKIGO		1	1.1%
YASABYE ARI BAHITA BAMUFATA		1	1.1%
YASABYE KU KARERE		1	1.1%
YASABYE KU KARERE BARAMWOHER		1	1.1%
YASIMBUYE UMUKOZI		1	1.1%
YATSE AKAZI ARAGAHABWA		1	1.1%
naranditse barakama		1	1.1%
transfert		1	1.1%
yadepoje arumwe bahita bamufat		1	1.1%
yasimbuye uwagiye baramwemeza		1	1.1%

Warning: these figures indicate the number of cases found in the data file. They cannot be interpreted as summary statistics of the population of interest.

### # B030: When did you start working for this organization?

<b>Information</b>	[Type= continuous] [Format=numeric] [Range= 1958-9999] [Missing=*]
<b>Statistics [NW/ W]</b>	[Valid=2863 /-] [Invalid=0 /-] [Mean=2028.963 /-] [StdDev=422.001 /-]

### # B030\_int: Interval B030

<b>Information</b>	[Type= discrete] [Format=numeric] [Range= 1-99] [Missing=*]
<b>Statistics [NW/ W]</b>	[Valid=2863 /-] [Invalid=0 /-]

Value	Label	Cases	Percentage
1	Below 1990	41	1.4%
2	1990-1994	37	1.3%
3	1995-1999	246	8.6%
4	2000-2004	346	12.1%
5	2004-2009	1088	38.0%
6	2010 and above	1097	38.3%
99	Not stated	8	0.3%

Warning: these figures indicate the number of cases found in the data file. They cannot be interpreted as summary statistics of the population of interest.

### # B031: Does your current job match your official education

<b>Information</b>	[Type= discrete] [Format=numeric] [Range= 1-9] [Missing=*]
--------------------	--

## File : Education\_employee

### # B031: Does your current job match your official education

Statistics [NW/ W] [Valid=2863 /-] [Invalid=0 /-]

Value	Label	Cases	Percentage
1	Yes	2360	82.4%
2	No (other job than qualific.)	279	9.7%
3	No (lower level than qualific.)	42	1.5%
4	No (higher level than qualif.)	40	1.4%
5	Not applicable (no training)	137	4.8%
9	Not stated	5	0.2%

Warning: these figures indicate the number of cases found in the data file. They cannot be interpreted as summary statistics of the population of interest.

### # B040: Is this your first employment in Rwanda

Information [Type= discrete] [Format=numeric] [Range= 1-9] [Missing=\*]

Statistics [NW/ W] [Valid=2863 /-] [Invalid=0 /-]

Value	Label	Cases	Percentage
1	Yes	1363	47.6%
2	No	1498	52.3%
9	Not stated	2	0.1%

Warning: these figures indicate the number of cases found in the data file. They cannot be interpreted as summary statistics of the population of interest.

### # B050: Establishment you worked for before joining your current employer?

Information [Type= discrete] [Format=numeric] [Range= 1-9] [Missing=\*]

Statistics [NW/ W] [Valid=1498 /-] [Invalid=1365 /-]

Value	Label	Cases	Percentage
1	Ministry and other institutions	806	53.8%
2	Parastatal	77	5.1%
3	Company	446	29.8%
4	Co-operative	27	1.8%
5	NGO/CSO/CBO	84	5.6%
6	Other (specify)	57	3.8%
9	Not stated	1	0.1%
Sysmiss		1365	

Warning: these figures indicate the number of cases found in the data file. They cannot be interpreted as summary statistics of the population of interest.

### # B050S: Other-specify

Information [Type= discrete] [Format=character] [Missing=\*]

Statistics [NW/ W] [Valid=57 /-] [Invalid=0 /-]

Value	Label	Cases	Percentage
ABANTU BASANZWE		1	1.8%
ABANTU BIKORERA KUGITI CYABO		1	1.8%
AKAZI KO MURUGO		1	1.8%
COMMUNAUTE LOCALE		1	1.8%



## File : Education\_employee

### # B050S: Other-specify

Value	Label	Cases	Percentage
ECONOMAT GENERAL		1	1.8%
EGLISE CATHOLIQUE		1	1.8%
GROSSISTE W'IBISHYIMBO		1	1.8%
GUCURUZA KUGITIKE		1	1.8%
GUTEKERA ABANTU MU RUGO		1	1.8%
IBIGO BYA LETA		1	1.8%
IKIGO CY'AMASHURI		1	1.8%
IKIGO CY'ISHURI/ PRIVE		1	1.8%
IKIGO CY'UBUREZI BW'IBANZE		1	1.8%
IKIGO CY'UBUREZI CYA LETA		1	1.8%
IKIGO CYA LETA		3	5.3%
IKIGO CYA PRIMAIRE		1	1.8%
IKIGO CYABIHAIMAN		1	1.8%
IKIGO CYAMASHURI ABANZA		1	1.8%
IKIGO K'ISUMBUYE		1	1.8%
IKIGO KIGENGA GIFASHWA NA LETA		1	1.8%
KIGENGA GIFASHWA NA LETA		1	1.8%
MIUK(Marist International Univ		1	1.8%
MU RUGO		1	1.8%
MU RUGO RW'UMUNTU		1	1.8%
MUKABARI		1	1.8%
NAKORAGA AKAZI KU MURUGO		1	1.8%

## File : Education\_employee

### # B050S: Other-specify

Value	Label	Cases	Percentage
NAKORAGA MUGIKONI CY'UMUNTU		1	1.8%
UMUFUNDI KU MAZU Y;ABATURAGE		1	1.8%
UMUHINZI		1	1.8%
UMUHINZI WIHINGIRA KUGITI CYE		1	1.8%
UMUNTU KU GITI CYE		3	5.3%
UMUZAMU MU KIGO		1	1.8%
URUGO RW'UMUNTU		2	3.5%
YACURUZAGA AGATARO		1	1.8%
YAKORAGA MU KIGO CY'AMASHULI		1	1.8%
YAKORERAGA UMUNTU KU GITI CYE		1	1.8%
YAKORERAGA UMUNTU KURI PHOTOCO		1	1.8%
YAKORERAGA UMUNTU MURUGO RWE		1	1.8%
YAKORERAGA UMUNTU WIKORERAGA		1	1.8%
YARI UMWARIMU MURI ECOLE PRIVE		1	1.8%
YARIGISHAGA IBURUNDI		1	1.8%
YARIKORERAG		5	8.8%
YATEKERAGA DIRECTEUR		1	1.8%
Yaracuruzaga kudandaza ibitege		1	1.8%
ikigo cy'amashuri abanza		1	1.8%
ikigo cy'amashuri cya leta		1	1.8%
yarikareraga muri boutique		1	1.8%

## File : Education\_employee

### # B050S: Other-specify

Value	Label	Cases	Percentage
yarikoraga		1	1.8%

*Warning: these figures indicate the number of cases found in the data file. They cannot be interpreted as summary statistics of the population of interest.*

### # B051: What was your employment status

<b>Information</b>	[Type= discrete] [Format=numeric] [Range= 1-9] [Missing=*]
<b>Statistics [NW/ W]</b>	[Valid=1498 /-] [Invalid=1365 /-]

Value	Label	Cases	Percentage
1	Own account worker	71	4.7%
2	Employer	40	2.7%
3	Employee	1378	92.0%
4	Unpaid family worker	6	0.4%
9	Not stated	3	0.2%
Sysmiss		1365	

*Warning: these figures indicate the number of cases found in the data file. They cannot be interpreted as summary statistics of the population of interest.*

### # B060: Establishment's main economic activity

<b>Information</b>	[Type= discrete] [Format=character] [Missing=*]
<b>Statistics [NW/ W]</b>	[Valid=1495 /-] [Invalid=0 /-]

Value	Label	Cases	Percentage
ABABIKIRA B'ABENEBIKIR/		1	0.1%
ABANTU BIKORERAGA KUGITI CYABO		1	0.1%
ABANZA IKIGO CY'UBUREZI		1	0.1%
ADMINISTRATI		1	0.1%
ADMINISTRATI LOCALE(UMUR		1	0.1%
ADMINISTRATI LOCALE/ DISTRICT		1	0.1%
ADMINISTRATI TERRITORIALE		1	0.1%
ADRA		1	0.1%
AGRICULTURE		1	0.1%
AGRONOME		1	0.1%
AGUTANGA AMASOMO		1	0.1%
AKAGALI (INZEGO Z'IBANZE)		1	0.1%
AKARERE		3	0.2%
AKARERE KA rulindo		1	0.1%
AKAZI KO MURUGO		1	0.1%

## File : Education\_employee

### # B060: Establishment's main economic activity

Value	Label	Cases	Percentage
ALIMENTATION		1	0.1%
AMAHUGURWA Y'ABARIMU		1	0.1%
AMASHURI		1	0.1%
AMASHURI ABANZA		3	0.2%
AMASHURI YA PRIMAIRE		1	0.1%
AMASHURI YIMYUGA		1	0.1%
AMASHURI YISUMBUYE		1	0.1%
AMASHURI YISUMBUYE ASAZWE YIGE		1	0.1%
AMASOMO MU MASHURI ABANZA		1	0.1%
AMATERANIRC Y'ABASENGA,IS		1	0.1%
AMBASADE Y'AMERIKA MU RWANDA		1	0.1%
AN INSTITUTION		1	0.1%
APAME		1	0.1%
APAPER		1	0.1%
ASSISTANCE SOCIAL		1	0.1%
ASSISTANCE SOCIALE		1	0.1%
ASSISTANT A LA DISTRIBUTION D		1	0.1%
ATELIER DE COUTURE		1	0.1%
ATELIER Y'UBUSUDERI		1	0.1%
ATERIER DE COUTURE		1	0.1%
AUMONESIE		1	0.1%
BACURUZAGA IBIRYO		1	0.1%
BACURUZAGA IMIFUKO		1	0.1%
BAKORAGA REPARATION		1	0.1%
BAKORAGA UBURINGITI BARANGUZA		1	0.1%
BANK		2	0.1%

## File : Education\_employee

### # B060: Establishment's main economic activity

Value	Label	Cases	Percentage
BANKING AND FINANCE		1	0.1%
BANQUE		1	0.1%
BANQUE POPULAIRE		1	0.1%
BANQUE POPULAIRE DU RWANDA		1	0.1%
BAR NA RESTAURANT		1	0.1%
BARA DEDUWANAGA		1	0.1%
BARIGISHAGA		1	0.1%
BOULANGERIE		1	0.1%
BOURGMESTRE		1	0.1%
BOUTIQUE		1	0.1%
BOUTIQUE Y'IBIRIBWA		1	0.1%
BRALIRWA(KIC FANTA		1	0.1%
BRD		1	0.1%
BUREAU DE CONSULTANCE		1	0.1%
CAFE RESTAURANT		1	0.1%
CAPITA(ASHIN; ABUBAKA)		1	0.1%
CARE		1	0.1%
CENTRE DE SANTE		2	0.1%
CENTRE NUTRITIONAIR		1	0.1%
CERAI		1	0.1%
CHUB		1	0.1%
CINEDVC		1	0.1%
COLLECTE DES IMPOTS SUR L POMM		1	0.1%
COLLEGE SAINT EMM DE HANIKA		1	0.1%
COMISSION YA AMATORA		1	0.1%
COMMISION YA MATORA		1	0.1%
COMMUNE		1	0.1%
COMPAGNIE Y'UBWISHINGI		1	0.1%
COMPASSION		1	0.1%

## File : Education\_employee

### # B060: Establishment's main economic activity

Value	Label	Cases	Percentage
COMPASSION INTERNATIONALE		1	0.1%
CONSTRUCTION		1	0.1%
CONSTRUCTION DE LUTE		1	0.1%
CONSULTANCE		3	0.2%
CONSULTANCE EN STATISTIQUE		1	0.1%
COOPERATIVE Y'ABAHINZI BOROZI		1	0.1%
COUR SUPREME		2	0.1%
CROIX ROUGE RWANDAISE		1	0.1%
CYACUNGAGA UMUTEKANO		1	0.1%
CYAKORA UMURIMO W'UBUREZI		1	0.1%
CYAKORAGA NKINTU BYO GUTEZA		1	0.1%
CYAKORAGA SOUDURE		1	0.1%
CYARERAGA ABANA B'IMFUBYI BAHA		1	0.1%
CYARERAGA ABANA BATISHOBOYE		1	0.1%
CYARERAGA ABANA B'IMFUBYI		1	0.1%
CYARI CENTRE NUTRITIONNEL		1	0.1%
CYARI ECOLE PRIMAIRE		2	0.1%
CYARI GISHINZWE NISR		1	0.1%
CYARI GISHINZWE UBUREZI		1	0.1%
CYARI IKIGO CY'AMASHURI YA LET		1	0.1%
CYARI IKIGO CY'AMASHURI		1	0.1%

## File : Education\_employee

### # B060: Establishment's main economic activity

Value	Label	Cases	Percentage
CYARI IKIGO CY'AMASHURI ABANZA		1	0.1%
CYARI IKIGO CY'AMASHURI Y'ABAN		1	0.1%
CYARI IKIGO CY'AMASHURI YA LET		1	0.1%
CYARI IKIGO CY'UBUREZI CYA PRI		1	0.1%
CYARI IKIGO CYA PRIMAIRE		1	0.1%
CYARI IKIGO CYAMASHURI ABANZA		1	0.1%
CYARI IKIGO CYO KUBARIZAMO		1	0.1%
CYARICYIGO ISHURI CYA SECONDAR		1	0.1%
CYATANGAGA UBUMENYI BWIBANZE		1	0.1%
CYATANGAGA UBUREZI		1	0.1%
Cyari ikigo kisumbuye		1	0.1%
DEFENSE NATIONALE		1	0.1%
DEVELOPPEME COMMUNAUTA		1	0.1%
DISTRIBUTION D'EAU		1	0.1%
DISTRICT		1	0.1%
DISTRICT NYARUGURU		1	0.1%
DRAINAGE		1	0.1%
EC.PRIMAIRE CAMP.KIGALI		1	0.1%
ECOLE D'INFIRMIERE		1	0.1%
ECOLE PRIMAIRE		5	0.3%
ECOLE SEC.NYAGASO		1	0.1%
ECOLE SECONDAIRE		5	0.3%

## File : Education\_employee

### # B060: Establishment's main economic activity

Value	Label	Cases	Percentage
ECOLE SECONDAIRE PUBLIQUE		1	0.1%
EDUC.- PRIMAIRE		1	0.1%
EDUCATIN(PRII		1	0.1%
EDUCATION		28	1.9%
EDUCATION (PRIMAIRE)		1	0.1%
EDUCATION A L'UNIVERSITE		1	0.1%
EDUCATION CIVIL		1	0.1%
EDUCATION EN SECONDAIRE		2	0.1%
EDUCATION IN SECONDAIRE		1	0.1%
EDUCATION IN SECONDARY		1	0.1%
EDUCATION IN SECONDARY SCHOOL		1	0.1%
EDUCATION MECA- AUTO,MECA- GENER		1	0.1%
EDUCATION MURI SECONDAIRE		2	0.1%
EDUCATION PRIMAIRE		3	0.2%
EDUCATION SECONDAIRE		3	0.2%
EDUCATION(PR		5	0.3%
EDUCATION(SE		1	0.1%
EDUCATION- PRIMAIRE		1	0.1%
ELECTION NATIONALE		1	0.1%
ELECTROGAZ		2	0.1%
ELECTROGAZ/ EWASA		1	0.1%
ENS.EC.PRIMAI		1	0.1%
ENS.ENGLISH(P		1	0.1%
ENS.FANCAIS (SECONDAIRE)		1	0.1%
ENS.MATHS.FR.		1	0.1%
ENS.SECONDAI		1	0.1%



## File : Education\_employee

### # B060: Establishment's main economic activity

Value	Label	Cases	Percentage
ENS.TECHNIQU		1	0.1%
ENSEIGNEMEN		2	0.1%
ENSEIGNEMEN PRIMAIRE		2	0.1%
ENSEIGNEMEN SUPERIEUR		1	0.1%
ENTREPRISE COMMERCIALE		1	0.1%
ENTREPRISE IKORA IMIHANDA		1	0.1%
ENTREPRISES DE CONSTRUCTION		1	0.1%
ETO KIBUNGO		1	0.1%
EX RITA		1	0.1%
FAMILLR		1	0.1%
FERME		1	0.1%
G SCOLAIRE MATERDAY		1	0.1%
GENIE CIVIL		1	0.1%
GENT DELA CAISSE SOCIALE		1	0.1%
GIKORA JUS		1	0.1%
GOMA MURI DEPOT		1	0.1%
GOVERNEMEN SERVICE		1	0.1%
GRAGE		1	0.1%
GROUPE SCOLAIRE BIGUGU		1	0.1%
GROUPE SCOLAIRE KINAZI		1	0.1%
GROUPE SCOLAIRE NYAGATARE		1	0.1%
GROUPE SCOLAIRE ST ALOYS		1	0.1%
GUCA AMATERASI MU MISOZI		1	0.1%
GUCA IMANZA		1	0.1%
GUCUKURA AMABUYE Y'AGACIRO		1	0.1%
GUCUKURA IMIRINGOTI		1	0.1%

## File : Education\_employee

### # B060: Establishment's main economic activity

Value	Label	Cases	Percentage
GUCUNGA UMUTEKANO		4	0.3%
GUCUNGA UMUTEKANO W'ABANTU		1	0.1%
GUCUNGA UMUTEKANO W'IGIHUGU		1	0.1%
GUCUNGA UMUTEKANO WABANTU NIBI		1	0.1%
GUCUNGA UMUTEKANO(F		1	0.1%
GUCURUZA AKABARI K'INZOGA		1	0.1%
GUCURUZA AMAFARANGA		1	0.1%
GUCURUZA AMAMODOKA		1	0.1%
GUCURUZA BIKONJE		1	0.1%
GUCURUZA IBISHYIMBO N'IBIGORI		1	0.1%
GUCURUZA IMYENDA		1	0.1%
GUCURUZA INZOGA		1	0.1%
GUEST HOUSE AND RESTAURANT		1	0.1%
GUFASHA ABANA BABAKENE		1	0.1%
GUFASHA ABANA BATISHOBOYE		1	0.1%
GUFASHA ABANA BIMPFUBYI		1	0.1%
GUFASHA ABATISHOBOY		2	0.1%
GUFASHA IMFUBYI		1	0.1%
GUHINGA ICYAYI		1	0.1%
GUHINGA IMYUMBATI		1	0.1%
GUHINGA IMYUMBATI\		1	0.1%
GUHUZA ABAKORESHA		1	0.1%

## File : Education\_employee

### # B060: Establishment's main economic activity

Value	Label	Cases	Percentage
GUHUZA IMIRYANGO N'ABANA BABUZ		1	0.1%
GUKANGURIRA ABATURAGEKY		1	0.1%
GUKEMURA IBIBAZO BY'ABATURAG		1	0.1%
GUKORA AMATERASI		1	0.1%
GUKORA BOUTIQUE		1	0.1%
GUKORA IBITAMBARO BY'IMYENDA		1	0.1%
GUKORA ICYAYI URUGANDA		1	0.1%
GUKORA IMIGATI,SAMBI		1	0.1%
GUKORA IMIHANDA		5	0.3%
GUKORA ISUKU KU MIHANDA		1	0.1%
GUKURIKIRA IBIKORWA BY'UBUHINZ		1	0.1%
GUKWIRAKWIZ AMAZI		1	0.1%
GUKWIRAKWIZ AMAZI MU BYARO		1	0.1%
GUKWIRAKWIZ AMAZI MU GITURAGE		1	0.1%
GUKWIRAKWIZ AMAZI MURI BURERA		1	0.1%
GUPATANA KUBAKA AMAZU		1	0.1%
GUSHINJA IBYAHA MURI PARIKE		1	0.1%
GUSUKURA UBUREZI BW'AMASHURI		1	0.1%
GUTANGA SERVICE ZA MATHS		1	0.1%
GUTANGA AMAHUGURW/ KU BAKOZI		1	0.1%

## File : Education\_employee

### # B060: Establishment's main economic activity

Value	Label	Cases	Percentage
GUTANGA AMAHUGURW/ KUBACAMANZ		1	0.1%
GUTANGA AMASOMO		3	0.2%
GUTANGA AMASOMO MURI PRIMAIRE		2	0.1%
GUTANGA AMAZI MU BATURAGE		1	0.1%
GUTANGA CARTE DE MUTUELLE		1	0.1%
GUTANGA SERVICE		1	0.1%
GUTANGA SERVICE IJYANYE NUBWUB		1	0.1%
GUTANGA SERVICE ZA LETA		1	0.1%
GUTANGA UBUMENYI		1	0.1%
GUTANGA UBUMENYI BWA SECONDAIR		1	0.1%
GUTANGA UBUMENYI KU BANYESHURI		1	0.1%
GUTANGA UBUMENYI MU MASHURI AB		1	0.1%
GUTANGA UBUMENYI MUMASHURI ABA		1	0.1%
GUTANGA UBUMENYI MURI KAMINUZA		1	0.1%
GUTANGA UBUMENYI N'UBURERE		1	0.1%
GUTANGA UBUNYI MURI PRIMAIRE		1	0.1%
GUTANGA UBUREZI BW'AMASHURI AB		1	0.1%

## File : Education\_employee

### # B060: Establishment's main economic activity

Value	Label	Cases	Percentage
GUTANGA UBUREZI KU BANYESHURI		1	0.1%
GUTANGA UBUREZI MU MASHURI ABA		1	0.1%
GUTANGA UBUREZI N'UBURERE		1	0.1%
GUTANGA UBUREZI NO KWIGISHA		1	0.1%
GUTANGA UBUREZI/ KWIGISHA		1	0.1%
GUTANGA UMUMENYI KUBANYESHURU		1	0.1%
GUTEGURA PLANS Z'UBWUBATSI		1	0.1%
GUTEKA		1	0.1%
GUTEKA IBIRYO(RESTAURANT)		1	0.1%
GUTERA AMARANGI KU MODOKA		1	0.1%
GUTERA IBITI KUNKENGERO Z'IMIH		1	0.1%
GUTERA ICYAYI		1	0.1%
GUTERA INKUNGA		1	0.1%
GUTEZA IMBERE UBUHINZI N'UBWOR		1	0.1%
GUTUMU PEICE D'ECHANGE		1	0.1%
GUTUNGANYA AMASAKA		1	0.1%
GUTUNGANYA ICYAYI		1	0.1%
GUTUNGANYA ICYAYI NO KUGICURUZ		1	0.1%
GUTUNGANYA IKAWA		1	0.1%
GUTUNGANYA IMISATSI Y'ABADAMU		1	0.1%

## File : Education\_employee

### # B060: Establishment's main economic activity

Value	Label	Cases	Percentage
GUTUNGANYA NO GUCURUZA ICYAYI		1	0.1%
GUTUNGANYA NO KWIGURISHA ICYAY		1	0.1%
GUTUNGANYA, Y'IKAWA		1	0.1%
GUTWARA ABANTU		1	0.1%
GUTWARA IMIZIGO KUNGOROFANI		1	0.1%
GUTWARA UMUKOZI WA MUTARA Ese		1	0.1%
Gucuruza (adandaza)		1	0.1%
Gukora no gusana Imihanda		1	0.1%
Gutanganya cyayi(uruganda)		1	0.1%
Gutera imbingo nyakabyizi		1	0.1%
HARI MU KIGO CYA MASHURI MAKUR		1	0.1%
HIGH INSTITUTION OF EDUCATION		1	0.1%
HIGH LEARNING INSTITUTION		1	0.1%
HIGHER EDUCATION/ UNR		1	0.1%
HOPITAL		5	0.3%
HOPITAL BYUMBA		1	0.1%
HOPITAL NDERA		1	0.1%
HOSPITAL		1	0.1%
HOTEL		2	0.1%
HOTEL +QUINCAILLER		1	0.1%
HOTEL <PENSEZ-Y>		1	0.1%
HOTEL BAR		1	0.1%
HOTELERIE,ME		1	0.1%

## File : Education\_employee

### # B060: Establishment's main economic activity

Value	Label	Cases	Percentage
HOTELIE ,GUTE		1	0.1%
Hotel		1	0.1%
IBARURISHA MIBARE		1	0.1%
IBARURISHAMI		1	0.1%
IBARURISHIMII		1	0.1%
IBIGENDANYE NA ICT		1	0.1%
IBIGO CY'UBUREZI		1	0.1%
IBIJYANYE N'AMAZI N'ISUKU		1	0.1%
IBIKORWA BY'UBUTABAZI		1	0.1%
IBITARO		1	0.1%
ICYIGO CY UBUREZI		1	0.1%
ICYIGO CY'AMASHURI YA PRIMAIRE		1	0.1%
ICYIGO CY'UBUREZI		1	0.1%
IGISIRIKARE		2	0.1%
IKIGO CY'ISHULI SECONDAIRE		1	0.1%
IKIGO CY UBUREZI		2	0.1%
IKIGO CY'ABIHAYIMA		1	0.1%
IKIGO CY'AMAHUGURU		1	0.1%
IKIGO CY'AMASHULI		2	0.1%
IKIGO CY'AMASHULI ABANZA		5	0.3%
IKIGO CY'AMASHURI		11	0.7%
IKIGO CY'AMASHURI ABANZA		7	0.5%
IKIGO CY'AMASHURI ABANZA GITAN		1	0.1%
IKIGO CY'AMASHURI CYA LETA		1	0.1%
IKIGO CY'AMASHURI		1	0.1%

## File : Education\_employee

### # B060: Establishment's main economic activity

Value	Label	Cases	Percentage
CYA PRIMAIRE			
IKIGO CY'AMASHURI CYA SCIENCES		1	0.1%
IKIGO CY'AMASHURI ES BUGARAMA		1	0.1%
IKIGO CY'AMASHURI KIGENGA		1	0.1%
IKIGO CY'AMASHURI MAKURU		1	0.1%
IKIGO CY'AMASHURI SECONDAIRE		1	0.1%
IKIGO CY'AMASHURI Y'ABAPADIRI		1	0.1%
IKIGO CY'AMASHURI Y'IMYUGA		1	0.1%
IKIGO CY'AMASHURI Y'ISUMBUYE		2	0.1%
IKIGO CY'AMASHURI YA PRIMAIRE		1	0.1%
IKIGO CY'AMASHURI YA SECONDAIR		1	0.1%
IKIGO CY'AMASHURI YISUMBUYE		7	0.5%
IKIGO CY'AMASHURI YISUMBUYE.		1	0.1%
IKIGO CY'IBARURISHA		1	0.1%
IKIGO CY'IGISHA		2	0.1%
IKIGO CY'IMPFUBYI		1	0.1%
IKIGO CY'ISHULI		2	0.1%
IKIGO CY'ISHULI CY'AMASHULI		1	0.1%
IKIGO CY'ISHULI CYA LETA		1	0.1%



## File : Education\_employee

### # B060: Establishment's main economic activity

Value	Label	Cases	Percentage
IKIGO CY'ISHULI RIBANZA		1	0.1%
IKIGO CY'ISHURI		3	0.2%
IKIGO CY'ISHURI PRIMAIRE		1	0.1%
IKIGO CY'ISHURI RIBANZA		1	0.1%
IKIGO CY'UBUCURUZI		1	0.1%
IKIGO CY'UBUREZI		35	2.3%
IKIGO CY'UBUREZI BW'AYISUMBU		1	0.1%
IKIGO CY'UBUREZI BW'IBANZE		1	0.1%
IKIGO CY'UBUREZI BWA PRIMARY		1	0.1%
IKIGO CY'UBUREZI CY'AMASHURI 9		1	0.1%
IKIGO CY'UBUREZI CYA PRIMAIRE		2	0.1%
IKIGO CY'UBUREZI CYA SECONDAIR		2	0.1%
IKIGO CY'UBUREZI CYA SECONDARY		1	0.1%
IKIGO CY'UBUREZI KIGENGA		1	0.1%
IKIGO CY'UBUREZI MU MASHURI AB		1	0.1%
IKIGO CY'UBUREZI MURI PRIMAIRE		1	0.1%
IKIGO CY'UBUREZI MURI SECOND.		1	0.1%

## File : Education\_employee

### # B060: Establishment's main economic activity

Value	Label	Cases	Percentage
IKIGO CY'UBUREZI(IN		1	0.1%
IKIGO CY'UBUREZI(K/		1	0.1%
IKIGO CY'UBUREZI(SE		1	0.1%
IKIGO CY'UBUREZI(UT		1	0.1%
IKIGO CY'UBUREZI(IK KIGISHA		1	0.1%
IKIGO CY'UBUSHAKA.		1	0.1%
IKIGO CY'UBUVUZI		1	0.1%
IKIGO CY'UBUZIMA (HOPITAL)		1	0.1%
IKIGO CY'UBUZIMA BW'ABANTU		1	0.1%
IKIGO CY'UBWUBATS		2	0.1%
IKIGO CYA LETA		2	0.1%
IKIGO CYA LETA CY'ISHURI(PRIN		1	0.1%
IKIGO CYA LETA CY'UBUREZI		1	0.1%
IKIGO CYA PRIMAIRE		1	0.1%
IKIGO CYA SECONDAIRE		2	0.1%
IKIGO CYA SECONDAIRE(A		1	0.1%
IKIGO CYA SECONDARY		1	0.1%
IKIGO CYAFASHAGA ABYARIYE IWAB		1	0.1%
IKIGO CYAKORA IBY'IMYUGA		1	0.1%
IKIGO CYAKORAGA UBWUBATSI		1	0.1%
IKIGO CYAMAMAZA UBUTUMWA BWIZA		1	0.1%

## File : Education\_employee

### # B060: Establishment's main economic activity

Value	Label	Cases	Percentage
IKIGO CYAMASHULI		1	0.1%
IKIGO CYAMASHURI		1	0.1%
IKIGO CYAMASHURI ABANZA		1	0.1%
IKIGO CYAMASHURI PRIMAIRE		1	0.1%
IKIGO CYAMASHURI YISUMBUYE		1	0.1%
IKIGO CYANDIKA IBITABO(BAKA		1	0.1%
IKIGO CYATUNGANY. ICYAYI		1	0.1%
IKIGO CYIGISHA		2	0.1%
IKIGO CYIGISHA IMIRIMO YIMYUGA		1	0.1%
IKIGO CYIGISHA IMYUGA +ATELIER		1	0.1%
IKIGO CYIGISHA INDIMI]		1	0.1%
IKIGO CYIGISHA MURI PRIMAIRE		1	0.1%
IKIGO CYITA KU MPUNZI CYA GIHE		1	0.1%
IKIGO CYUBUREZI		1	0.1%
IKIGO GIHUGURA ABARIMU		1	0.1%
IKIGO GIKORA AMASABUNE		1	0.1%
IKIGO GIKORA UBUSHAKASHA		1	0.1%
IKIGO GITANGA AMAKURU		2	0.1%
IKIGO GITANGA		1	0.1%

## File : Education\_employee

### # B060: Establishment's main economic activity

Value	Label	Cases	Percentage
AMASOKO YA LETA			
IKIGO GITANGA UBUMENYI		2	0.1%
IKIGO GITANGA UBUMENYI KU BANY		1	0.1%
IKIGO K'IGISHA		1	0.1%
IKIGO K'ISHURI RYA SECONDAIRE		1	0.1%
IKIGO KIGISHA KURINGANIZA IMBY		1	0.1%
IKIGO KIGISHA MURI TRONC COMMU		1	0.1%
IKIGO KIRERA IPFUBYI		1	0.1%
IKIGO KISHULI SECONDAIRE		1	0.1%
IKIGO KISHURI		2	0.1%
IKIGO VY'UBUREZI		1	0.1%
IKIGOCYAMA SHURI ABANZA		1	0.1%
IKIGOKISHURI		1	0.1%
IKOGO CY'AMASHURI YA SECONDAIR		1	0.1%
IKOGO CY'UBUREZI		1	0.1%
IKURIKIRANA MU MIRIMO YA GACAC		1	0.1%
IMASHINI ISYA IMYAKA		1	0.1%
IMIBEREHO MYIZA Y'IMPUNZI		1	0.1%
IMIRIMO Y'UBWUBATSI N'IMIHANDA		1	0.1%
IMIRIMO YO MU RUGO		1	0.1%

## File : Education\_employee

### # B060: Establishment's main economic activity

Value	Label	Cases	Percentage
IMIRIMO YO MURUGO		1	0.1%
IMIYOBORERE MYIZA		1	0.1%
IMYENDA IBUDOZI		1	0.1%
INATEK(UBURE		1	0.1%
INGANDA MINE ARTISANAT		1	0.1%
INGORO Y'UMURAGE W'U RWANDA		1	0.1%
INSTALLATION DU FIBRE OPTIQUE		1	0.1%
INSTALLATION Z'AMAZU		1	0.1%
INTERNATIONALE DEVELOPEME		1	0.1%
INTERNATIONALE TRAVEL AND TOURS		1	0.1%
INTERSEC		1	0.1%
INZEGO NUBUYOBOZI BWA LETA		1	0.1%
INZEGO Z'AMASHURI		1	0.1%
INZEGO Z'IBANZE		1	0.1%
INZEGO Z'IBANZE(UMU		1	0.1%
INZEGO ZA LETA		4	0.3%
INZEGO ZA LETA(MU MURENGE)		1	0.1%
INZEGO ZIBANZE		1	0.1%
INZEGO ZUMURENGE		1	0.1%
IPOSITA		1	0.1%
IRC		1	0.1%
IRST		1	0.1%
ISAR		1	0.1%
ISAR RUBONA		1	0.1%
ISHULI RYA PRIMAIRE		1	0.1%
ISHULI SECONDAIRE		1	0.1%

## File : Education\_employee

### # B060: Establishment's main economic activity

Value	Label	Cases	Percentage
ISHURI 9YBE		1	0.1%
ISHURI RIBANZA KWIGISHA		1	0.1%
ISHURI SECONDAIRE		2	0.1%
ISHURI UBUREZI		1	0.1%
ISHYAKA RYA POLITIKE(FPR)		1	0.1%
ISUKU		1	0.1%
ISUKU MU KIGO		1	0.1%
ITANGAZA MAKURU		1	0.1%
ITUMANAHO YA TEL(TIGO)		1	0.1%
IVUGABUTUMV		1	0.1%
IYOGEZA BUTUMWA		1	0.1%
Igisieikare defense nationale		1	0.1%
Ikigo cy'amashuri uburezi byos		1	0.1%
Ikigo cy'imari iciritse		1	0.1%
Ikigo cy'ishuri		1	0.1%
Ikigo cy'uburezi		1	0.1%
Ikigo cy'uburezi(ishuri sec		1	0.1%
Ikigo ry'uburezi(amashu		1	0.1%
Ishuri rya primaire		1	0.1%
JUGE DE GENOCIDEURS		1	0.1%
KAMINUZA		1	0.1%
KIE		1	0.1%
KORORA AMATUNGO		1	0.1%
KUBAKA		1	0.1%
KUBAKA AMAZU N'IBIRARO		1	0.1%
KUBAKA IMIHANDA		1	0.1%

## File : Education\_employee

### # B060: Establishment's main economic activity

Value	Label	Cases	Percentage
KUBAKA MAISON D'HABITATION		1	0.1%
KUBAKIRA AMAZU IMPUNZI		1	0.1%
KUBAKISHA AMAZU		1	0.1%
KUBAKISHA AMAZU YO KUBAMO		1	0.1%
KUBARURA AMAKAWA		1	0.1%
KUBARURA UBUTAKA		1	0.1%
KUBAZA IBIKORESHO		1	0.1%
KUBAZA NO KUGURISHA IBYO BABAZ		1	0.1%
KUBITSA KUZIGAMA NO KUGURIZA		1	0.1%
KUBITSA NO KUGURIZA (BPR)		1	0.1%
KUBUBAKA URUGOMERO AMASHANYAR		1	0.1%
KUBUMBA AMATAFARA		1	0.1%
KUBUMBA AMATAFARI		1	0.1%
KUBUNGABUN UMUTEKANO W'IGIHU		1	0.1%
KUDANDA INZOGA		1	0.1%
KUGENZURA IBIKORWA BYA LETA		1	0.1%
KUGEZA AMAZI KUBATURAGE		1	0.1%
KURANGUZA IBIRIBWA		1	0.1%
KUREBA STATIS MURI ZA MINISTRY		1	0.1%
KURENGERA IBIDUKIKIJE		1	0.1%
KURERA		4	0.3%
KURERA ABANA 'SOS'		1	0.1%

## File : Education\_employee

### # B060: Establishment's main economic activity

Value	Label	Cases	Percentage
KURERA ABANA B'IMFUBYI		2	0.1%
KURERA INFUMBYI ZA GENOCIDE		1	0.1%
KURINDA UBUSUGIRE BWIGIHUGU		3	0.2%
KURINDA UMURYANGO		1	0.1%
KURINDA UMUTEKANO		3	0.2%
KURINDA UMUTEKANO W'IGIHUGU		1	0.1%
KURWANYA IBYOREZO SIDA IBITUNT		1	0.1%
KUVA Y'ABABIKIRA		1	0.1%
KUVUGA UBUTUMWA		2	0.1%
KUVURA ABANTU		2	0.1%
KUVURA ABARWAYI		1	0.1%
KUVURA MURI HOPITAL		1	0.1%
KUYOBORA AKARERE		1	0.1%
KUYOBORA[MU KARERE]		1	0.1%
KWAKIRA ABAKORA AMAHUGURWA		1	0.1%
KWAKIRA AMAHUGURWA		1	0.1%
KWARI UKWIGISHA		1	0.1%
KWENGA INZOGA		1	0.1%
KWIGISHA		44	2.9%
KWIGISHA AMASHIRI		1	0.1%
KWIGISHA MU MASHURI ABANZA		1	0.1%
KWIGISHA (UBUREZI)		1	0.1%



## File : Education\_employee

### # B060: Establishment's main economic activity

Value	Label	Cases	Percentage
KWIGISHA ABAKOZI GUSOMA		1	0.1%
KWIGISHA ABANA		1	0.1%
KWIGISHA ABANA B'INCUKE		1	0.1%
KWIGISHA ABANA BA PRIMAIRE		1	0.1%
KWIGISHA ABANA BATUMVA		1	0.1%
KWIGISHA ABANA MURI PRIMAIRE		4	0.3%
KWIGISHA ABANYESHURI		1	0.1%
KWIGISHA ABANYESHURI GUSA		1	0.1%
KWIGISHA ABARIMU		1	0.1%
KWIGISHA ABATAZI GUSOMA,KWAI		1	0.1%
KWIGISHA AGRI- VETERINAIRE		1	0.1%
KWIGISHA AMASHURI ABANZA		5	0.3%
KWIGISHA AMASHURI YISUMBUYE		1	0.1%
KWIGISHA ANGLAIS NA KINYA		1	0.1%
KWIGISHA E.S SECONDAIRE		1	0.1%
KWIGISHA ECOLE SECONDAIRE		2	0.1%
KWIGISHA EDUCATION		1	0.1%
KWIGISHA ENGLISH AND FRENCH		1	0.1%
KWIGISHA HOTELERIE		1	0.1%
KWIGISHA IBIJANYE NO KWILINDA		1	0.1%

## File : Education\_employee

### # B060: Establishment's main economic activity

Value	Label	Cases	Percentage
KWIGISHA IKIGO CY'UBUREZI		1	0.1%
KWIGISHA IKINYARDA NA FRENCH		1	0.1%
KWIGISHA IMYUGA		1	0.1%
KWIGISHA IMYUGA TVET		1	0.1%
KWIGISHA INDIMI		1	0.1%
KWIGISHA ISHULI		1	0.1%
KWIGISHA KU RWEGO RWA SECONDAI		1	0.1%
KWIGISHA KUDODA		1	0.1%
KWIGISHA KURERA MURI SECONDAIR		1	0.1%
KWIGISHA MU MASHULI		1	0.1%
KWIGISHA MU MASHURI ABANZA		8	0.5%
KWIGISHA MUMASHURI YISUMBUYE		1	0.1%
KWIGISHA MURI PRIM.NA SEC		1	0.1%
KWIGISHA MURI PRIMAIRE		4	0.3%
KWIGISHA MURI PRIMARY		3	0.2%
KWIGISHA MURI SECONDAIRE		4	0.3%
KWIGISHA MURI UNIVERSITE		1	0.1%
KWIGISHA PRIMAIRE		4	0.3%
KWIGISHA PRIMARY		1	0.1%
KWIGISHA PRIMARY SCHOOL		1	0.1%

## File : Education\_employee

### # B060: Establishment's main economic activity

Value	Label	Cases	Percentage
KWIGISHA SECONDAIRE		6	0.4%
KWIGISHA UBUBAJI		1	0.1%
KWIGISHA UBUREZI / PRIMARY		1	0.1%
KWIGISHA UBUREZI MURI PRIMAIRE		1	0.1%
KWIGISHA(IKIC CY'ISHULI)		1	0.1%
KWIGISHA,ABA SECONDAIR		1	0.1%
KWIGISHA,UBU N'UBURERE		1	0.1%
KWIGISHA:AM/		1	0.1%
YISUMBUYE		1	0.1%
KWIGISHA[ISHU		1	0.1%
KWIGISHA[TVE		1	0.1%
KWITA KU MPUNZI		1	0.1%
Kwigisha uburezi		1	0.1%
LOCAL DIFANCE		1	0.1%
LOCAL GOVERMENT		2	0.1%
LUXEMBOURG DEVELOPEMEN		1	0.1%
MANAGER W'ABATURAGE NKA 30		1	0.1%
MEDECIN SANS FRONTIERE		1	0.1%
MICROFINANCI		1	0.1%
MICROFINANCI BANK		1	0.1%
MIFOTRA		2	0.1%
MINADEF		3	0.2%
MINAFET		1	0.1%
MINAGRI		2	0.1%
MINEDUC		2	0.1%
MINFRA		1	0.1%
MINICOM		1	0.1%
MINIJUST		1	0.1%
MININFRA		1	0.1%
MINISANTE		2	0.1%

## File : Education\_employee

### # B060: Establishment's main economic activity

Value	Label	Cases	Percentage
MINISTERI Y'UBUREZI		1	0.1%
MINISTERE DE L'INTERIEUR		1	0.1%
MINISTERE DE LA JUSTICE		1	0.1%
MINISTERE DE SPORT		1	0.1%
MINISTERE DES TRAVAUX PUBLIC		1	0.1%
MINISTERE ISHINZWE ITERAMBERE		1	0.1%
MINISTERE Y'UBUTEGETSI BW'IGI		1	0.1%
MINISTERE Y'URUBYIRUKO		1	0.1%
MINISTERE YA DEFENCE		1	0.1%
MINISTERE YA EDUCATION(KV)		1	0.1%
MINISTERES DES FINANCES		1	0.1%
MINISTERI UBUCURZI INGAND UBKO		1	0.1%
MINISTERI Y'IMARI		1	0.1%
MINISTERI Y'INGABO		2	0.1%
MINISTERI YO GUTUZA ABANTU		1	0.1%
MINISTRY OF DEFENSE		1	0.1%
MINITRAPE		1	0.1%
MU KARERE		1	0.1%
MU KURWANYA IHAHAMUKA		1	0.1%
MUBIJANYE NA AERONANTIQU		1	0.1%
MURI MINEDUC GUTANGA UBUMENYI		1	0.1%

## File : Education\_employee

### # B060: Establishment's main economic activity

Value	Label	Cases	Percentage
MURI PAPETERIE		1	0.1%
MURI SECONDAIRE		1	0.1%
MUSE		1	0.1%
MVK		1	0.1%
N'UKWIGISHA		1	0.1%
NAKORA MU RUGO		1	0.1%
NGO(SERVICES SOCIALE)		1	0.1%
NI UBUREZI		1	0.1%
NI UGUTANGA UBURWZI BWISUMBUYE		1	0.1%
NIKIGO CYARI GISHIZWE UBUTAKA		1	0.1%
NISR		3	0.2%
NUKWIGISHA ABANA		1	0.1%
NURSING SCHOOL		1	0.1%
OCIR THE		2	0.1%
ONG (L.W.F)		1	0.1%
ONG IKWIRAKWIZA AMAZI MUBYARO		1	0.1%
ONG(CROIX- ROUGE)		1	0.1%
ORGANISATION DES DROITS DE L'H		1	0.1%
ORINFOR		2	0.1%
OVIBAR		1	0.1%
PAFOR		1	0.1%
PAPETERIE		1	0.1%
PAREF(GUTERA/ AMASHYAMBA		1	0.1%
PDCR		1	0.1%
PHOTOCOPIEUS		1	0.1%
PRIMAIRE		1	0.1%
PRIMARY EDUCATION		3	0.2%
PRIVATE TEACHING INSTITUTION		1	0.1%

## File : Education\_employee

### # B060: Establishment's main economic activity

Value	Label	Cases	Percentage
PROGRAMME EAU POTABLE		1	0.1%
PROTECTION DES SOURCES NATUREL		1	0.1%
PUBLISHING HOUSE		1	0.1%
Pref de discipline		1	0.1%
QUINCILLERIE		1	0.1%
RADA YARI IKIGO GIKORA K'UBUHI		1	0.1%
RDB		1	0.1%
RDM		1	0.1%
RECHERCHER AGRONOMIQUE		1	0.1%
REPARATION Y'AMAMODOK, NAMOTO		1	0.1%
REPARATION,IN		1	0.1%
RESEARCH		1	0.1%
RESEARCH MUBUHINZI N'UBWOROZI		1	0.1%
RESEARCH(DM)		1	0.1%
RESTAURANT		2	0.1%
RESTAURANT,S PUBLIC		1	0.1%
RWANDA DEVELOPMENT BOARD		1	0.1%
RWANDA REVENUE		1	0.1%
RWANDA TELEVISION		1	0.1%
RWARI URUGANDA RUKORA ICYAYI		1	0.1%
Restaurant		1	0.1%
SACCO UMURENGE		1	0.1%
SALOON DE COIFFURE		1	0.1%
SANTE PUBLIQUE		1	0.1%
SCAM		1	0.1%
SCIENCE HUMAINE		1	0.1%

## File : Education\_employee

### # B060: Establishment's main economic activity

Value	Label	Cases	Percentage
SECONDAIRE		2	0.1%
SECONDAIRE EDUCATION,C.I		1	0.1%
SECONDAIRE KADUHA		1	0.1%
SECONDAIRE YA LETA		1	0.1%
SECONDARY		1	0.1%
SECONDARY EDUCATION		1	0.1%
SECONDARY SCHOOL		2	0.1%
SECRETARIAT DU CABINET		1	0.1%
SECRETARIAT PUBLIC		1	0.1%
SECRETARIAT PUBLIQUE		1	0.1%
SECURITE MAINTENANCE		1	0.1%
SERVICE HOTELIER		1	0.1%
SERVICE KU BATURAGE		1	0.1%
SERVICE PUBLIQUE		1	0.1%
SERVICE ZA LETA		1	0.1%
SOCIETE SUGIRA		1	0.1%
SOCIETE Y'UBWISHINGL		1	0.1%
SOPAB		1	0.1%
SOUDURE ET PROMBERIE		1	0.1%
SUPER MARKET		1	0.1%
SYNDICAT DES AGRICUTEURS		1	0.1%
TAXI MINIBUS		1	0.1%
TAXIMAN		1	0.1%
TEA PROCESSING FACTORY		1	0.1%
TEACHING(ISAI)		1	0.1%
TELEVISION		1	0.1%
TIG		1	0.1%
TIG(IMIRIMO NSIMBURAGIFU		1	0.1%

## File : Education\_employee

### # B060: Establishment's main economic activity

Value	Label	Cases	Percentage
TIG(TRAVAUX POUR L'INTERET GNL		1	0.1%
TRONC COMMUN		2	0.1%
UBUBAJI		1	0.1%
UBUBANYI N'AMAHANGA		1	0.1%
UBUCAMANZA UBUTABERA N'AMATEGE		1	0.1%
UBUCUKUZI BW'AMABUYE Y'AGACIRO		1	0.1%
UBUCUKUZI BW'AMABUYE YAGACIRO		1	0.1%
UBUCURUZI		5	0.3%
UBUCURUZI BUDANDA ZA		1	0.1%
UBUCURUZI BURANGUZA		1	0.1%
UBUCURUZI BUTANDUKAN'		1	0.1%
UBUCURUZI BW'IBIRYO BW;AMATUNG		1	0.1%
UBUCURUZI BW'IKAWA		1	0.1%
UBUCURUZI BW'IMIGATI		1	0.1%
UBUCURUZI BW'IMIGATI BARANGUZA		1	0.1%
UBUCURUZI BW'IMYENDA		1	0.1%
UBUCURUZI BW'INKWETO		2	0.1%
UBUCURUZI BWA BOUTIQUE		1	0.1%
UBUCURUZI BWA CIMENT		1	0.1%
UBUCURUZI BWA DETAIL		1	0.1%
UBUCURUZI BWIBIKORESHO BYAMASH		1	0.1%
UBUCURUZI BWIBYO KURYA(RESTOI		1	0.1%



## File : Education\_employee

### # B060: Establishment's main economic activity

Value	Label	Cases	Percentage
UBUCURUZI DETAIL&KURA P.R		1	0.1%
UBUCURUZI SUPERMARCHE		1	0.1%
UBUDANDAZI BW'UBUCONSH		1	0.1%
UBUDOZI		4	0.3%
UBUGURUZI BW'INZOGA		1	0.1%
UBUHINZI		2	0.1%
UBUHINZI BW'IBIRAYI,IBI		1	0.1%
UBUHINZI BW'IBISHYIMBO		1	0.1%
UBUHINZI BW'ICYAYI		1	0.1%
UBUHINZI BW'IMYAKA ISANZWE		1	0.1%
UBUHINZI BW'IMYUMBAT		1	0.1%
UBUHINZI BW'UBUNYOBV		1	0.1%
UBUHINZI N'UBWOROZI		3	0.2%
UBUHINZI NUBWOROZI		1	0.1%
UBUHINZI UBWOROZI AMATUNGO MAG		1	0.1%
UBUMENYI BW'IBANZE		1	0.1%
UBUMENYI KUBANYESHUF YISUMBUY		1	0.1%
UBUMENYI KURI MUDASOBWA		1	0.1%
UBUMENYI MU MASHURI ABANZA		1	0.1%
UBURESI BW'ISUMBUYE		1	0.1%
UBUREZI		140	9.4%
UBUREZI (PRIMAIRE)		1	0.1%
UBUREZI (SECONDAIRE)		1	0.1%
UBUREZI AMASHURI ABANZA		1	0.1%

## File : Education\_employee

### # B060: Establishment's main economic activity

Value	Label	Cases	Percentage
UBUREZI BW'ABANA		1	0.1%
UBUREZI BW'ABANA BINCUKE		1	0.1%
UBUREZI BW'ABANYESH		1	0.1%
UBUREZI BW'ABANZA		1	0.1%
UBUREZI BW'AMAPINE		1	0.1%
UBUREZI BW'AMASHULI ABANZA		4	0.3%
UBUREZI BW'AMASHULI YISUMBUYE		2	0.1%
UBUREZI BW'AMASHURI		1	0.1%
UBUREZI BW'AMASHURI ABANZA		7	0.5%
UBUREZI BW'AMASHURI MAKURU		3	0.2%
UBUREZI BW'AMASHURI Y'ISUMBUYE		1	0.1%
UBUREZI BW'AMASHURI YISUMBUYE		6	0.4%
UBUREZI BW'IBANZE		5	0.3%
UBUREZI BW'IBANZE/ PRIMAIRE		1	0.1%
UBUREZI BW'IMYAKA 9		1	0.1%
UBUREZI BW'IMYAKA ICYENDA		1	0.1%
UBUREZI BW'ISUMBUYE		1	0.1%
UBUREZI BWA AMASHURI		1	0.1%
UBUREZI BWA MASHURI ABANZA		1	0.1%
UBUREZI BWA PRIMAIRE		1	0.1%
UBUREZI BWAMASHURI		1	0.1%

## File : Education\_employee

### # B060: Establishment's main economic activity

Value	Label	Cases	Percentage
UBUREZI BWAMASHURI ABANZA		1	0.1%
UBUREZI BWAMASHURI MAKURU/UNR		1	0.1%
UBUREZI BWISHURI RYISUMBUYE		1	0.1%
UBUREZI ECOLE SECONDAIRE		1	0.1%
UBUREZI KURWEGO RWA SECONDAIRE		1	0.1%
UBUREZI MU ISHURI RIBANZA		1	0.1%
UBUREZI MU KIGO CY'IGENGA		1	0.1%
UBUREZI MU MASHULI ABANZA		2	0.1%
UBUREZI MU MASHURI		1	0.1%
UBUREZI MU MASHURI ABANZA		17	1.1%
UBUREZI MU MASHURI MAKURU		1	0.1%
UBUREZI MU MASHURI Y'INSHUKE		1	0.1%
UBUREZI MU MASHURI YISUMBUYE		7	0.5%
UBUREZI MUMA SHURI		1	0.1%
UBUREZI MUMA SHURI YISUMBUYE		1	0.1%
UBUREZI MUMASHULI ABANZA		3	0.2%
UBUREZI MUMASHURI		1	0.1%
UBUREZI MUMASHURI ABANZA		1	0.1%
UBUREZI MUMASHURI Y'ISUMBUYE		1	0.1%

## File : Education\_employee

### # B060: Establishment's main economic activity

Value	Label	Cases	Percentage
UBUREZI MUMASHURI YISUMBUYE		2	0.1%
UBUREZI MURI 9 YEARS B EDUCATI		1	0.1%
UBUREZI MURI KAMINUZA		2	0.1%
UBUREZI MURI P4		1	0.1%
UBUREZI MURI PRIM,9 BASIC EDUC		1	0.1%
UBUREZI MURI PRIMAIRE		13	0.9%
UBUREZI MURI SECONDAIRE		11	0.7%
UBUREZI MURI SECONDAIRE(M		1	0.1%
UBUREZI MURI UNIVERSITE		1	0.1%
UBUREZI N'UBUVUZI BW'ABAMUGA'		1	0.1%
UBUREZI PRIMAIRE		3	0.2%
UBUREZI RUSANGE		4	0.3%
UBUREZI SECONDAIRE		6	0.4%
UBUREZI SECONDARY		2	0.1%
UBUREZI UNIVERSITY		1	0.1%
UBUREZI(INES)		1	0.1%
UBUREZI(MURI SECONDAIRE)		1	0.1%
UBUREZI(PRIM.		1	0.1%
UBUREZI(SECO		1	0.1%
UBUREZI(TVET		1	0.1%
UBUREZI(UNR BUTARE)		1	0.1%
UBUREZI- SECONDAIRE		1	0.1%
UBUREZI[AMA: ABANZA]		1	0.1%
UBUREZI[IKIGC CY'AMASHULI]		1	0.1%

## File : Education\_employee

### # B060: Establishment's main economic activity

Value	Label	Cases	Percentage
UBURINZI BW'ABANTU		1	0.1%
UBURINZI BW'ISOKO		1	0.1%
UBUROZI		1	0.1%
UBURUZI		1	0.1%
UBUSHAKASHA		1	0.1%
UBUSHAKASHA KU BUZIMA		1	0.1%
UBUSHAKASHA KU NGAGI		1	0.1%
UBUSHAKASHA KUBIDUKIKIJE		1	0.1%
UBUSHAKASHA NA BUHINZI N'UB		1	0.1%
UBUSHAKATSI		1	0.1%
UBUSHINJACYA		2	0.1%
UBUTEGETSI BWITE BWA LETA		2	0.1%
UBUVUZI		4	0.3%
UBUVUZI MU MASHURI		1	0.1%
UBUVUZI BWABANTU		2	0.1%
UBUVUZI(IKIGI NDERABUZIMA		1	0.1%
UBUYOBOZI		1	0.1%
UBUYOBOZI BW'INZEGO ZA LETA		1	0.1%
UBUYOBOZI BW'INZEGO ZIBANZE		2	0.1%
UBUYOBOZI BWABATURAG BW'AKARE		1	0.1%
UBUZIMA BW'ABAMUGA'		1	0.1%
UBWABATSI BW'AMAZU		1	0.1%
UBWIKOREZI BW'IMIZIGO		1	0.1%
UBWISHINGIZI SONARWA		1	0.1%
UBWOROZI BW'AMASHURI ABANZA		1	0.1%
UBWOROZI BW'INKA		4	0.3%

## File : Education\_employee

### # B060: Establishment's main economic activity

Value	Label	Cases	Percentage
UBWOROZI N'UBUHINZI		1	0.1%
UBWUBATSI		16	1.1%
UBWUBATSI BW'AMASHURI		1	0.1%
UBWUBATSI BW'AMAZU		4	0.3%
UBWUBATSI BW'INZU		1	0.1%
UBWUBATSI BW'AMAZU AKODESHWA		1	0.1%
UGUFASHA ABANTU MUJYANYE N'UBU		1	0.1%
UMRIMU W'UBUREZI		1	0.1%
UMUCURUZI INDAGARA		1	0.1%
UMUCURUZI W'IBYUBWUBA		1	0.1%
UMUCURUZI W'INZOGA		1	0.1%
UMUCURUZI WA BOUTIQUE		1	0.1%
UMUCURUZI WA CIMENT		1	0.1%
UMUCURUZI W'IMYAKA ,IBI		1	0.1%
UMUJYI WA KIGALI		1	0.1%
UMUNTU KU GITI CYE MU RUGO		1	0.1%
UMUNYAMABA MURI PARQUET		1	0.1%
UMURENGE		2	0.1%
UMURENGE WA RUSHAKI- GICUMBI		1	0.1%
UMURENGE WAKAHOZE ARI KIJOGO		1	0.1%
UMUREZI BYOSE KWIGISHA		1	0.1%
UMUREZI MUMASHURI ABANZA		1	0.1%

## File : Education\_employee

### # B060: Establishment's main economic activity

Value	Label	Cases	Percentage
UMUREZI MURI SECONDAIRE		2	0.1%
UMURIMO W'UBUREZI		2	0.1%
UMURIMO W'UBWUBATSI		1	0.1%
UMURIMO WO KWIGISHA		2	0.1%
UMURIMO WO KWIGISHA MU KIGO		1	0.1%
UMURIMO W'UBUREZI		1	0.1%
UMURYANGO MPUZAMAHAN (USAID)		1	0.1%
UMURYANGO USHIZWE IBUNGABUNGA		1	0.1%
UMURYANGO W'ABIHAYIMAN		1	0.1%
UMUSHINJA CYAHA		1	0.1%
UMUSHINJACY		1	0.1%
UMUTARAGE		1	0.1%
UMUTEKANO WIBIGO BYA LETA		1	0.1%
UMWALIMU MU MASHURI		1	0.1%
UMWALIMU MURI PRIAMIRE		1	0.1%
UMWALIMU UBUREZI		1	0.1%
UMWARI MUMASHURI YA ENGLISH		1	0.1%
UMWARIMU		2	0.1%
UMWARIMU W'IMIBARE		2	0.1%
UMWARIMU W'IMIBARE(SEC		1	0.1%
UMWARIMU W'INDIMI MURI PRIMAIR		1	0.1%
UMWARIMU W'UMWUGA		1	0.1%
UMWARIMU WIGISHAGA		1	0.1%

## File : Education\_employee

### # B060: Establishment's main economic activity

Value	Label	Cases	Percentage
AMASOMO YOS			
UNION DES BANQUES POPULAIRE		1	0.1%
UNIVERSITE		1	0.1%
UNIVERSITE MAKERERE		1	0.1%
UNIVERSITY		1	0.1%
UNIVERSITY S		1	0.1%
UNR		2	0.1%
URUGANDA RUKORA INZOGA		1	0.1%
URUGANDA RUTUNGANYA KAWA		1	0.1%
URUGANDA RUTUNGANYA UMUTOBE		1	0.1%
URUGANDA RW'AMAZI YA HUYE		1	0.1%
URUGANDA RW'ICYAYI		2	0.1%
URUGANDA RW'ICYAYI RWA LETA		1	0.1%
URUGANDA RW'ICYAYI RWA NYABIHU		1	0.1%
URUGANDA RW'IMITI		1	0.1%
URUGANDA RW'IMYENDA		1	0.1%
URUGANDA RW'ISUKARI		1	0.1%
URUGANDA RW'ICYAYI		1	0.1%
URUGO RW'UMUNTU		2	0.1%
URUKIKO RW'IBANZE		1	0.1%
URUKIKO RW'IBANZE RWA MURAMBI		1	0.1%
URUKIKO RW'IKIRENGA RW'URWANDA		1	0.1%
URUSENGERO		1	0.1%



## File : Education\_employee

### # B060: Establishment's main economic activity

Value	Label	Cases	Percentage
URWEGO RWA LETA		1	0.1%
URWEGO RWA LETA MU KARERE		1	0.1%
UWIGISHA IMYUGA		1	0.1%
UWO MUKORESHAW YIKORERAGA		1	0.1%
Uburezi		4	0.3%
Uburezi Primaire		1	0.1%
Uburezi bw'amashuri abanza		1	0.1%
Uburezi bw'amashuri y'isumbuye		1	0.1%
Uburezi bw'ibanze		1	0.1%
Uburezi bw'ishuke na Primaire		1	0.1%
Uburezi kwigisha muri primaire		1	0.1%
Uburezi mu amashuri abanza		1	0.1%
Uburezi mu kigo cy'amashuri		1	0.1%
Uburezi mu rwego rwa Secondary		1	0.1%
Umuntu w'umucuruzi		1	0.1%
Uruganda rutunganye icyayi		1	0.1%
Urugo rw'umuntu ku giti cye		1	0.1%
W.F(WE ARE THE FUTURE)		1	0.1%
WORLD VISION		1	0.1%
YACURUZAGA BOUTIQUE		1	0.1%
YACURUZAGA IBIRYO		1	0.1%
YACURUZAGA MURI BAR		1	0.1%

## File : Education\_employee

### # B060: Establishment's main economic activity

Value	Label	Cases	Percentage
YAFASHAGA ABANA BATISHOBOYE		1	0.1%
YAFUNGIRAGA ABAKOZI(AMA		1	0.1%
YAHORAGA KU KARERE KA KAMONYI		1	0.1%
YAKORAGA K'UMURENGE		1	0.1%
YAKORAGA MU KARERE		1	0.1%
YAKORAGA MUKIGO CY'AMASHURI		1	0.1%
YAKORAGA MURI MINADEF		1	0.1%
YAKORAGA MURUGO RW'UMUNTU		1	0.1%
YAKORERAGA AKARERE		1	0.1%
YAKORERAGA BANK		1	0.1%
YAKORERAGA ICYAHOZE ARI KOMINE		1	0.1%
YAKORERAGA LETA		1	0.1%
YAKORERAGA UMUNTU KU GITICYE		1	0.1%
YARACURUZAC		1	0.1%
YARAFOTORAC		1	0.1%
YARI COMMUNE		1	0.1%
YARI ECOLE PRIMAIRE		1	0.1%
YARI HOTEL(SERVIC ZA HOTEL)		1	0.1%
YARI UMWARIMU		1	0.1%
YARI UMWARIMU MURI PRIMARY		1	0.1%
YARI UMWARIMU WA BIOLOGY AND		1	0.1%
YARI UMWARIMU		1	0.1%

## File : Education\_employee

### # B060: Establishment's main economic activity

Value	Label	Cases	Percentage
[KWIGISHA ABANYE			
YARI UMWOROZI W'INKA		1	0.1%
YARICURURIZA/ AGATARO		1	0.1%
YATEKERAGA DIRECTEUR		1	0.1%
YIGISHA MURI PRIMAIRE		1	0.1%
YIGISHAGA IMYUGA		1	0.1%
YUBAKAGA AMAZU YABATISHOBO		1	0.1%
cyahingaga ibishyimbo		1	0.1%
cyubakaga umuhanda		1	0.1%
edducation		1	0.1%
gufasha abacuruzi mu kunoza		1	0.1%
gufasha abana b4infubyi batish		1	0.1%
gufasha abantu gukoresha inter		1	0.1%
gutwara abantu		1	0.1%
icyigo cy'ishuri		1	0.1%
ikigo cy'amashuri ya primaire		1	0.1%
ikigo cy'amashuri yisumbuye		1	0.1%
ikigo cy'uburezi		2	0.1%
ikigo cya amashuri y'isumbuye		1	0.1%
ikigo cyakoraga ibijyany isuku		1	0.1%
ikigo cyigisha computer		1	0.1%
ikigo cyubuezi cya secondaire		1	0.1%
ikigo gicunga umutekano		1	0.1%
itangaza makurui kuri radio		1	0.1%

## File : Education\_employee

### # B060: Establishment's main economic activity

Value	Label	Cases	Percentage
kubaza intebe n'inzugi kiritse		1	0.1%
kwigisha		5	0.3%
kwigisha (secondaire)		1	0.1%
kwigisha imyuga		2	0.1%
kwigisha mu kigo cy'amashuri		1	0.1%
kwigisha mu mashuri yisumbuye		1	0.1%
kwita kubana kubaha minervale		1	0.1%
mechanique(clima		1	0.1%
ministeri y'ubucuruzi MINICOM		1	0.1%
ni uvugabutumwa bandika ibitab		1	0.1%
quincallerie		1	0.1%
secretaire comptable bureau de		1	0.1%
sonarwa		1	0.1%
sonarwa,		1	0.1%
ubudozi bw'imyambaro		1	0.1%
uburezi		10	0.7%
uburezi bw'amashuri abanza		1	0.1%
uburezi mu kigo		1	0.1%
uburezi mumashuli		1	0.1%
uburezi mumashuri y'isumbuye		1	0.1%
uburezi muri secondaire		1	0.1%
uburezi mw'ishuri ry'isumbuye		1	0.1%
umucungamari		1	0.1%
umucuruzi wa boutique		1	0.1%
umwarimu (couture)		1	0.1%
umwarimu muri primaire		1	0.1%

## File : Education\_employee

### # B060: Establishment's main economic activity

Value	Label	Cases	Percentage
yai mogasinier yari ashinzwe		1	0.1%
yasukuraga mu mugi		1	0.1%

Warning: these figures indicate the number of cases found in the data file. They cannot be interpreted as summary statistics of the population of interest.

### # B060A: ISIC

**Information** [Type= discrete] [Format=numeric] [Range= 111-9999] [Missing=\*]

**Statistics [NW/ W]** [Valid=1498 /-] [Invalid=1365 /-]

Value	Label	Cases	Percentage
111	Growing of cereals (except rice), leguminous crops and oil s	4	0.3%
112	Growing of rice	2	0.1%
113	Growing of vegetables and melons, roots and tubers	3	0.2%
114	Growing of sugar cane	0	
115	Growing of tobacco	0	
116	Growing of fibre crops	0	
119	Growing of other non-perennial crops	1	0.1%
121	Growing of grapes	0	
122	Growing of tropical and subtropical fruits	1	0.1%
123	Growing of citrus fruits	0	
124	Growing of pome fruits and stone fruits	0	
125	Growing of other tree and bush fruits and nuts	0	
126	Growing of oleaginous fruits	0	
127	Growing of beverage crops	3	0.2%
128	Growing of spices, aromatic, drug and pharmaceutical crops	0	
129	Growing of other perennial crops	0	
130	Plant propagation	0	
141	Raising of cattle and buffaloes	6	0.4%
142	Raising of horses and other equines	0	
143	Raising of camels and camelids	0	
144	Raising of sheep and goats	0	
145	Raising of swine/pigs	0	
146	Raising of poultry	0	
149	Raising of other animals	0	
150	Mixed farming	4	0.3%
161	Support activities for crop production	4	0.3%
162	Support activities for animal production	2	0.1%
163	Post-harvest crop activities	0	
164	Seed processing for propagation	0	
170	Hunting, trapping and related service activities	0	
210	Silviculture and other forestry activities	3	0.2%
220	Logging	0	
230	Gathering of non-wood forest products	0	
240	Support services to forestry	0	

## File : Education\_employee

### # B060A: ISIC

Value	Label	Cases	Percentage
310	Marine fishing	0	
312	Freshwater fishing	0	
321	Marine aquaculture	0	
322	Freshwater aquaculture	0	
510	Mining of hard coal	0	
520	Mining of lignite	0	
610	Extraction of crude petroleum	0	
620	Extraction of natural gas	0	
710	Mining of iron ores	0	
721	Mining of uranium and thorium ores	0	
729	Mining of other non-ferrous metal ores	1	0.1%
810	Quarrying of stone, sand and clay	1	0.1%
821	Office administrative and support activities	0	
891	Mining of chemical and fertilizer minerals	0	
892	Extraction of peat	0	
893	Extraction of salt	0	
899	Other mining and quarrying n.e.c.	2	0.1%
910	Support activities for petroleum and natural gas extraction	0	
990	Support activities for other mining and quarrying	0	
1010	Processing and preserving of meat	0	
1020	Processing and preserving of fish, crustaceans and molluscs	0	
1030	Processing and preserving of fruit and vegetables	2	0.1%
1040	Manufacture of vegetable and animal oils and fats	0	
1050	Manufacture of dairy products	1	0.1%
1061	Manufacture of grain mill products	1	0.1%
1062	Manufacture of starches and starch products	0	
1071	Manufacture of bakery products	2	0.1%
1072	Manufacture of sugar	1	0.1%
1073	Manufacture of cocoa, chocolate and sugar confectionery	0	
1074	Manufacture of macaroni, noodles, couscous and similar farin	0	
1075	Manufacture of prepared meals and dishes	0	
1079	Manufacture of other food products n.e.c.	18	1.2%
1080	Manufacture of prepared animal feeds	1	0.1%
1101	Distilling, rectifying and blending of spirits	0	
1102	Manufacture of wines	1	0.1%
1103	Manufacture of malt liquors and malt	3	0.2%
1104	Manufacture of soft drinks; production of mineral waters an	6	0.4%
1200	Manufacture of tobacco products	0	
1311	Preparation and spinning of textile fibres	0	
1312	Weaving of textiles	0	
1313	Finishing of textiles	2	0.1%
1391	Manufacture of knitted and crocheted fabrics	0	
1392	Manufacture of made-up textile articles, except apparel	0	

## File : Education\_employee

### # B060A: ISIC

Value	Label	Cases	Percentage
1393	Manufacture of carpets and rugs	0	
1394	Manufacture of cordage, rope, twine and netting	0	
1399	Manufacture of other textiles n.e.c.	0	
1410	Manufacture of wearing apparel, except fur apparel	1	0.1%
1420	Manufacture of articles of fur	1	0.1%
1430	Manufacture of knitted and crocheted apparel	0	
1511	Tanning and dressing of leather; dressing and dyeing of fur	0	
1512	Manufacture of luggage, handbags and the like, saddlery and	0	
1520	Manufacture of footwear	0	
1610	Sawmilling and planing of wood	2	0.1%
1621	Manufacture of veneer sheets and wood-based panels	0	
1622	Manufacture of builders' carpentry and joinery	0	
1623	Manufacture of wooden containers	0	
1629	Manufacture of other products of wood; manufacture of articl	0	
1701	Manufacture of pulp, paper and paperboard	0	
1702	Manufacture of corrugated paper and paperboard and of conta	0	
1709	Manufacture of other articles of paper and paperboard	0	
1811	Printing	2	0.1%
1812	Service activities related to printing	0	
1820	Reproduction of recorded media	0	
1910	Manufacture of coke oven products	0	
1920	Manufacture of refined petroleum products	0	
2011	Manufacture of basic chemicals	0	
2012	Manufacture of fertilizers and nitrogen compounds	0	
2013	Manufacture of plastics and synthetic rubber in primary form	0	
2021	Manufacture of pesticides and other agrochemical products	0	
2022	Manufacture of paints, varnishes and similar coatings, print	0	
2023	Manufacture of soap and detergents, cleaning and polishing p	1	0.1%
2029	2029 Manufacture of other chemical products n.e.c.	0	
2030	Manufacture of man-made fibres	0	
2100	Manufacture of pharmaceuticals, medicinal chemical and botan	1	0.1%
2211	Manufacture of rubber tyres and tubes; retreading and rebui	0	
2219	2219 Manufacture of other rubber products	0	
2220	Manufacture of plastics products	0	
2310	Manufacture of glass and glass products	0	
2391	Manufacture of refractory products	0	
2392	Manufacture of clay building materials	2	0.1%
2393	Manufacture of other porcelain and ceramic products	0	
2394	Manufacture of cement, lime and plaster	0	
2395	Manufacture of articles of concrete, cement and plaster	0	
2396	Cutting, shaping and finishing of stone	0	
2399	Manufacture of other non-metallic mineral products n.e.c.	0	
2410	Manufacture of basic iron and steel	0	

## File : Education\_employee

### # B060A: ISIC

Value	Label	Cases	Percentage
2420	Manufacture of basic precious and other non-ferrous metals	0	
2431	Casting of iron and steel	0	
2432	Casting of non-ferrous metals	0	
2511	Manufacture of structural metal products	0	
2512	Manufacture of tanks, reservoirs and containers of metal	0	
2513	Manufacture of steam generators, except central heating hot	0	
2520	Manufacture of weapons and ammunition	0	
2591	Forging, pressing, stamping and roll-forming of metal; powd	0	
2592	Treatment and coating of metals; machining	3	0.2%
2593	Manufacture of cutlery, hand tools and general hardware	0	
2599	Manufacture of other fabricated metal products n.e.c.	0	
2610	Manufacture of electronic components and boards	0	
2620	Manufacture of computers and peripheral equipment	0	
2630	Manufacture of communication equipment	0	
2640	Manufacture of consumer electronics	0	
2651	Manufacture of measuring, testing, navigating and control eq	0	
2660	Manufacture of irradiation, electromedical and electrotherap	0	
2670	Manufacture of optical instruments and photographic equipmen	0	
2680	Manufacture of magnetic and optical media	0	
2710	Manufacture of electric motors, generators, transformers and	0	
2720	Manufacture of batteries and accumulators	0	
2731	Manufacture of fibre optic cables	0	
2732	Manufacture of other electronic and electric wires and cable	0	
2733	Manufacture of wiring devices	0	
2740	Manufacture of electric lighting equipment	0	
2750	Manufacture of domestic appliances	0	
2790	Manufacture of other electrical equipment	0	
2811	Manufacture of engines and turbines, except aircraft, vehicl	0	
2812	Manufacture of fluid power equipment	0	
2813	Manufacture of other pumps, compressors, taps and valves	0	
2814	Manufacture of bearings, gears, gearing and driving elements	0	
2815	Manufacture of ovens, furnaces and furnace burners	0	
2816	Manufacture of lifting and handling equipment	0	
2817	Manufacture of office machinery and equipment (except comput	0	
2818	Manufacture of power-driven hand tools	0	
2819	Manufacture of other general-purpose machinery	0	
2821	Manufacture of agricultural and forestry machinery	0	
2822	Manufacture of metal-forming machinery and machine tools	0	
2823	Manufacture of machinery for metallurgy	0	
2824	Manufacture of machinery for mining, quarrying and construct	0	
2825	Manufacture of machinery for food, beverage and tobacco proc	0	
2826	Manufacture of machinery for textile, apparel and leather pr	0	
2829	Manufacture of other special-purpose machinery	0	



## File : Education\_employee

### # B060A: ISIC

Value	Label	Cases	Percentage
2910	Manufacture of motor vehicles	0	
2920	Manufacture of bodies (coachwork) for motor vehicles; manufa	0	
2930	Manufacture of parts and accessories for motor vehicles	0	
3011	Building of ships and floating structures	0	
3012	Building of pleasure and sporting boats	0	
3020	Manufacture of railway locomotives and rolling stock	0	
3030	Manufacture of air and spacecraft and related machinery	0	
3040	Manufacture of military fighting vehicles	0	
3091	Manufacture of motorcycles	0	
3092	Manufacture of bicycles and invalid carriages	0	
3099	Manufacture of other transport equipment n.e.c.	0	
3100	Manufacture of furniture	3	0.2%
3211	Manufacture of jewellery and related articles	0	
3212	Manufacture of imitation jewellery and related articles	0	
3220	Manufacture of musical instruments	0	
3230	Manufacture of sports goods	0	
3240	Manufacture of games and toys	0	
3250	Manufacture of medical and dental instruments and supplies	0	
3290	Other manufacturing n.e.c.	0	
3311	Repair of fabricated metal products	0	
3312	Repair of machinery	1	0.1%
3313	Repair of electronic and optical equipment	0	
3314	Repair of electrical equipment	1	0.1%
3315	Repair of transport equipment, except motor vehicles	1	0.1%
3319	Repair of other equipment	1	0.1%
3320	Installation of industrial machinery and equipment	0	
3510	Electric power generation, transmission and distribution	4	0.3%
3520	Manufacture of gas; distribution of gaseous fuels through ma	0	
3530	Steam and air conditioning supply	0	
3600	Water collection, treatment and supply	7	0.5%
3700	Sewerage	0	
3811	Collection of non-hazardous waste	0	
3812	Collection of hazardous waste	0	
3821	Treatment and disposal of non-hazardous waste	0	
3822	Treatment and disposal of hazardous waste	0	
3830	Materials recovery	0	
3900	Remediation activities and other waste management services	0	
4100	Construction of buildings	36	2.4%
4210	Construction of roads and railways	13	0.9%
4220	Construction of utility projects	0	
4290	Construction of other civil engineering projects	0	
4311	Demolition	0	
4312	Site preparation	0	

## File : Education\_employee

### # B060A: ISIC

Value	Label	Cases	Percentage
4321	Electrical installation	0	
4322	Plumbing, heat and air-conditioning installation	0	
4329	Other construction installation	0	
4330	Building completion and finishing	0	
4390	Other specialized construction activities	0	
4510	Sale of motor vehicles	1	0.1%
4520	Maintenance and repair of motor vehicles	1	0.1%
4530	Sale of motor vehicle parts and accessories	2	0.1%
4540	Sale, maintenance and repair of motorcycles and related part	0	
4610	Wholesale on a fee or contract basis	1	0.1%
4620	Wholesale of agricultural raw materials and live animals	1	0.1%
4630	Wholesale of food, beverages and tobacco	6	0.4%
4641	Wholesale of textiles, clothing and footwear	0	
4649	Wholesale of other household goods	0	
4651	Wholesale of computers, computer peripheral equipment and so	0	
4652	Wholesale of electronic and telecommunications equipment and	0	
4653	Wholesale of agricultural machinery, equipment and supplies	0	
4659	Wholesale of other machinery and equipment	0	
4661	Wholesale of solid, liquid and gaseous fuels and related pr	0	
4662	Wholesale of metals and metal ores	0	
4663	Wholesale of construction materials, hardware, plumbing and	2	0.1%
4669	4669 Wholesale of waste and scrap and other products n.e.c.	0	
4690	Non-specialized wholesale trade	0	
4711	Retail sale in non-specialized stores with food, beverages o	9	0.6%
4719	4719 Other retail sale in non-specialized stores	8	0.5%
4721	Retail sale of food in specialized stores	1	0.1%
4722	Retail sale of beverages in specialized stores	2	0.1%
4723	Retail sale of tobacco products in specialized stores	0	
4730	Retail sale of automotive fuel in specialized stores	2	0.1%
4741	Retail sale of computers, peripheral units, software and tel	0	
4742	Retail sale of audio and video equipment in specialized stor	0	
4751	Retail sale of textiles in specialized stores	2	0.1%
4752	Retail sale of hardware, paints and glass in specialized sto	3	0.2%
4753	Retail sale of carpets, rugs, wall and floor coverings in sp	0	
4759	Retail sale of electrical household appliances, furniture,	0	
4761	Retail sale of books, newspapers and stationary in specializ	4	0.3%
4762	Retail sale of music and video recordings in specialized st	0	
4763	Retail sale of sporting equipment in specialized stores	0	
4764	Retail sale of games and toys in specialized stores	0	
4771	Retail sale of clothing, footwear and leather articles in sp	2	0.1%
4772	Retail sale of pharmaceutical and medical goods, cosmetic an	0	
4773	4773 Other retail sale of new goods in specialized stores	1	0.1%
4774	Retail sale of second-hand goods	0	

## File : Education\_employee

### # B060A: ISIC

Value	Label	Cases	Percentage
4781	Retail sale via stalls and markets of food, beverages and to	2	0.1%
4782	Retail sale via stalls and markets of textiles, clothing and	1	0.1%
4789	Retail sale via stalls and markets of other goods	1	0.1%
4791	Retail sale via mail order houses or via Internet	0	
4799	Other retail sale not in stores, stalls or markets	1	0.1%
4911	Passenger rail transport, interurban	0	
4912	Freight rail transport	0	
4921	Urban and suburban passenger land transport	0	
4922	Other passenger land transport	6	0.4%
4923	Freight transport by road	0	
4930	Transport via pipeline	0	
5011	Sea and coastal passenger water transport	0	
5012	Sea and coastal freight water transport	0	
5021	Inland passenger water transport	0	
5022	Inland freight water transport	0	
5110	Passenger air transport	1	0.1%
5120	Freight air transport	0	
5210	Warehousing and storage	0	
5221	Service activities incidental to land transportation	1	0.1%
5222	Service activities incidental to water transportation	0	
5223	Service activities incidental to air transportation	0	
5224	Cargo handling	0	
5229	Other transportation support activities	0	
5310	Postal activities	1	0.1%
5320	Courier activities	0	
5510	Short term accommodation activities	11	0.7%
5520	Camping grounds, recreational vehicle parks and trailer park	0	
5590	Other accommodation	0	
5610	Restaurants and mobile food service activities	11	0.7%
5621	Event catering	0	
5629	Other food service activities	0	
5630	Beverage serving activities	7	0.5%
5811	Book publishing	1	0.1%
5812	Publishing of directories and mailing lists	0	
5813	Publishing of newspapers, journals and periodicals	2	0.1%
5819	Other publishing activities	1	0.1%
5820	Software publishing	0	
5911	Motion picture, video and television programme production ac	0	
5912	Motion picture, video and television programme post-producti	0	
5913	Motion picture, video and television programme distribution	0	
5914	Motion picture projection activities	0	
5920	Sound recording and music publishing activities	0	
6010	Radio broadcasting	3	0.2%

## File : Education\_employee

### # B060A: ISIC

Value	Label	Cases	Percentage
6020	Television programming and broadcasting activities	2	0.1%
6110	Wired telecommunications activities	2	0.1%
6120	Wireless telecommunications activities	0	
6130	Satellite telecommunications activities	1	0.1%
6190	Other telecommunications activities	0	
6201	Computer programming activities	0	
6202	Computer consultancy and computer facilities management acti	0	
6209	Other information technology and computer service activities	0	
6311	Data processing, hosting and related activities	0	
6312	Web portals	0	
6391	News agency activities	0	
6399	Other information service activities n.e.c.	1	0.1%
6411	Central banking	0	
6419	ther monetary intermediation	17	1.1%
6420	Activities of holding companies	0	
6430	Trusts, funds and similar financial entities	0	
6491	Financial leasing	0	
6492	Other credit granting	0	
6499	Other financial service activities, except insurance and pen	1	0.1%
6511	6511 Life insurance	3	0.2%
6512	Non-life insurance	2	0.1%
6520	Reinsurance	0	
6530	Pension funding	0	
6611	Administration of financial markets	0	
6612	Security and commodity contracts brokerage	0	
6619	Other activities auxiliary to financial service activities	0	
6621	Risk and damage evaluation	0	
6622	Activities of insurance agents and brokers	0	
6629	Other activities auxiliary to insurance and pension funding	0	
6630	Fund management activities	0	
6810	Real estate activities with own or leased property	0	
6820	Real estate activities on a fee or contract basis	0	
6910	Legal activities	12	0.8%
6920	Accounting, bookkeeping and auditing activities; tax consult	1	0.1%
7010	Activities of head offices	0	
7020	Management consultancy activities	3	0.2%
7110	Architectural and engineering activities and related technic	2	0.1%
7210	Research and experimental development on natural sciences an	8	0.5%
7220	Research and experimental development on social sciences and	1	0.1%
7310	Advertising	0	
7320	Market research and public opinion polling	1	0.1%
7410	Specialized design activities	8	0.5%
7420	Photographic activities	0	

## File : Education\_employee

### # B060A: ISIC

Value	Label	Cases	Percentage
7490	Other professional, scientific and technical activities n.e.	8	0.5%
7500	Veterinary activities	0	
7710	Renting and leasing of motor vehicles	0	
7721	Renting and leasing of recreational and sports goods	0	
7722	Renting of video tapes and disks	0	
7729	Renting and leasing of other personal and household goods	0	
7730	Renting and leasing of other machinery, equipment and tangi	0	
7740	Leasing of intellectual property and similar products, excep	0	
7810	Activities of employment placement agencies	1	0.1%
7820	Temporary employment agency activities	0	
7830	Other human resources provision	1	0.1%
7911	Travel agency activities	1	0.1%
7912	Tour operator activities	0	
7990	Other reservation service and related activities	0	
8010	Private security activities	9	0.6%
8020	Security systems service activities	7	0.5%
8030	Investigation activities	0	
8110	Combined facilities support activities	0	
8121	General cleaning of buildings	1	0.1%
8129	Other building and industrial cleaning activities	2	0.1%
8130	Landscape care and maintenance service activities	1	0.1%
8211	Combined office administrative service activities	3	0.2%
8219	Photocopying, document preparation and other specialized off	5	0.3%
8220	Activities of call centres	0	
8230	Organization of conventions and trade shows	0	
8291	Activities of collection agencies and credit bureaus	0	
8292	Packaging activities	0	
8299	Other business support service activities n.e.c.	2	0.1%
8411	General public administration activities	106	7.1%
8412	Regulation of the activities of providing health care, educa	7	0.5%
8413	8413 Regulation of and contribution to more efficient operat	5	0.3%
8421	Foreign affairs	2	0.1%
8422	Defence activities	13	0.9%
8423	Public order and safety activities	14	0.9%
8430	Compulsory social security activities	1	0.1%
8510	Pre-primary and primary education	370	24.7%
8521	General secondary education	364	24.3%
8522	Technical and vocational secondary education	34	2.3%
8530	Higher education	66	4.4%
8541	Sports and recreation education	1	0.1%
8542	Cultural education	0	
8549	Other education n.e.c.	22	1.5%
8550	Educational support activities	4	0.3%

## File : Education\_employee

### # B060A: ISIC

Value	Label	Cases	Percentage
8610	Hospital activities	24	1.6%
8620	Medical and dental practice activities	3	0.2%
8690	Other human health activities	5	0.3%
8710	Residential nursing care facilities	0	
8720	Residential care activities for mental retardation, mental	0	
8730	873 8730 Residential care activities for the elderly and dis	0	
8790	Other residential care activities	5	0.3%
8810	Social work activities without accommodation for the elderly	2	0.1%
8890	Other social work activities without accommodation	23	1.5%
9000	Creative, arts and entertainment activities	2	0.1%
9101	Library and archives activities	0	
9102	Museums activities and operation of historical sites and bui	2	0.1%
9103	Botanical and zoological gardens and nature reserves activit	1	0.1%
9200	Gambling and betting activities	0	
9311	Operation of sports facilities	0	
9312	Activities of sports clubs	0	
9319	Other sports activities	0	
9321	Activities of amusement parks and theme parks	0	
9329	Other amusement and recreation activities n.e.c.	0	
9411	Activities of business and employers membership organization	3	0.2%
9420	Activities of trade unions	1	0.1%
9491	Activities of religious organizations	11	0.7%
9492	Activities of political organizations	4	0.3%
9499	Activities of other membership organizations n.e.c.	9	0.6%
9511	Repair of computers and peripheral equipment	0	
9512	Repair of communication equipment	0	
9521	Repair of consumer electronics	0	
9522	Repair of household appliances and home and garden equipment	0	
9523	Repair of footwear and leather goods	0	
9524	Repair of furniture and home furnishings	0	
9529	Repair of other personal and household goods	0	
9601	Washing and (dry-) cleaning of textile and fur products	0	
9602	Hairdressing and other beauty treatment	2	0.1%
9603	Funeral and related activities	0	
9609	Other personal service activities n.e.c.	0	
9700	Activities of households as employers of domestic personnel	15	1.0%
9810	Undifferentiated goods-producing activities of private hous	0	
9820	Undifferentiated service-producing activities of private hou	0	
9900	Activities of extraterritorial organizations and bodies	14	0.9%
9999	Not stated	4	0.3%
Sysmiss		1365	

*Warning: these figures indicate the number of cases found in the data file. They cannot be interpreted as summary statistics of the population of interest.*

## File : Education\_employee

### # ISIC1B060A: ISIC\_LEVEL1B060A

**Information** [Type= discrete] [Format=numeric] [Range= 1-999999] [Missing=\*]

**Statistics [NW/ W]** [Valid=1498 /-] [Invalid=1365 /-]

Value	Label	Cases	Percentage
1	Agriculture, forestry and fishing	33	2.2%
2	Mining and quarrying	4	0.3%
3	Manufacturing	58	3.9%
4	Electricity, gas, steam and air conditioning suppl	4	0.3%
5	Water supply, sewage, waste management and remediation activ	7	0.5%
6	Construction	49	3.3%
7	Wholesale and retail trade; repair of motor vehicle and moto	53	3.5%
8	Transportation and storage	9	0.6%
9	Accomodation and food service activities	29	1.9%
10	Information and communication	13	0.9%
11	Financial and insurance activities	23	1.5%
12	Real estate activities	0	
13	Professional scientific and technical activities	44	2.9%
14	Administrative and support service activities	33	2.2%
15	Public administration defence and compulsory social security	148	9.9%
16	Education	861	57.5%
17	Human health and social work activities	62	4.1%
18	Arts, entertainments and recreation	5	0.3%
19	Other services activities	30	2.0%
20	Activities of Households as Employers;and undifferentiated G	15	1.0%
21	Activities of extraterritorial organisation and bodies	14	0.9%
999999	Not stated	4	0.3%
Sysmiss		1365	

*Warning: these figures indicate the number of cases found in the data file. They cannot be interpreted as summary statistics of the population of interest.*

### # B070: What was your occupation

**Information** [Type= discrete] [Format=character] [Missing=\*]

**Statistics [NW/ W]** [Valid=1495 /-] [Invalid=0 /-]

### # B070A: ISCO

**Information** [Type= discrete] [Format=numeric] [Range= 110-999999] [Missing=\*]

**Statistics [NW/ W]** [Valid=1498 /-] [Invalid=1365 /-]

Value	Label	Cases	Percentage
110	Commissioned armed forces officers	1	0.1%
210	Non-commissioned armed forces officers	2	0.1%
242	Administration professionals	0	
310	Armed forces occupations, other ranks	10	0.7%
334	Administrative and specialised secretaries	0	
723	Machinery mechanics and repairers	0	
835	Ships' deck crews and related workers	0	
912	Vehicle, window, laundry and other hand cleaning workers	0	
1111	Legislators	6	0.4%

## File : Education\_employee

### # B070A: ISCO

Value	Label	Cases	Percentage
1112	Senior government officials	4	0.3%
1113	Traditional chiefs and heads of village	6	0.4%
1114	Senior officials of special-interest organizations	2	0.1%
1120	Managing directors and chief executives	3	0.2%
1211	Finance managers	7	0.5%
1212	Human resource managers	7	0.5%
1213	Policy and planning managers	7	0.5%
1219	Business services and administration managers not elsewhere	3	0.2%
1221	Sales and marketing managers	3	0.2%
1222	Advertising and public relations managers	0	
1223	Research and development managers	5	0.3%
1311	Agricultural and forestry production managers	3	0.2%
1312	Aquaculture and fisheries production managers	0	
1321	Manufacturing managers	2	0.1%
1322	Mining managers	0	
1323	Construction managers	9	0.6%
1324	Supply, distribution and related managers	0	
1330	Information and communications technology service managers	2	0.1%
1341	Child care services managers	1	0.1%
1342	Health services managers	6	0.4%
1343	Aged care services managers	0	
1344	Social welfare managers	0	
1345	Education managers	52	3.5%
1346	Financial and insurance services branch managers	0	
1349	Professional services managers not elsewhere classified	5	0.3%
1411	Hotel managers	1	0.1%
1412	Restaurant managers	1	0.1%
1420	Retail and wholesale trade managers	0	
1431	Sports, recreation and cultural centre managers	1	0.1%
1439	Services managers not elsewhere classified	1	0.1%
2111	Physicists and astronomers	0	
2112	Meteorologists	0	
2113	Chemists	0	
2114	Geologists and geophysicists	0	
2120	Mathematicians, actuaries and statisticians	2	0.1%
2131	Biologists, botanists, zoologists and related professionals	0	
2132	Farming, forestry and fisheries advisers	8	0.5%
2133	Environmental protection professionals	1	0.1%
2141	Industrial and production engineers	0	
2142	Civil engineers	0	
2143	Environmental engineers	0	
2144	Mechanical engineers	0	
2145	Chemical engineers	0	



## File : Education\_employee

### # B070A: ISCO

Value	Label	Cases	Percentage
2146	Mining engineers, metallurgists and related professionals	0	
2149	Engineering professionals not elsewhere classified	0	
2151	Electrical engineers	0	
2152	Electronics engineers	0	
2153	Telecommunications engineers	1	0.1%
2161	Building architects	1	0.1%
2162	Landscape architects	1	0.1%
2163	Product and garment designers	0	
2164	Town and traffic planners	0	
2165	Cartographers and surveyors	0	
2166	Graphic and multimedia designers	0	
2211	Generalist medical practitioners	0	
2212	Specialist medical practitioners	0	
2221	Nursing professionals	2	0.1%
2222	Midwifery professionals	0	
2230	Traditional and complementary medicine professionals	0	
2240	Paramedical practitioners	3	0.2%
2250	Veterinarians	2	0.1%
2261	Dentists	0	
2262	Pharmacists	1	0.1%
2263	Environmental and occupational health and hygiene profession	0	
2264	Physiotherapists	0	
2265	Dieticians and nutritionists	1	0.1%
2266	Audiologists and speech therapists	0	
2267	Optometrists and ophthalmic opticians	0	
2269	Health professionals not elsewhere classified	0	
2310	University and higher education teachers	72	4.8%
2320	Vocational education teachers	27	1.8%
2330	Secondary education teachers	303	20.2%
2341	Primary school teachers	308	20.6%
2342	Early childhood educators	3	0.2%
2351	Education methods specialists	2	0.1%
2352	Special needs teachers	5	0.3%
2353	Other language teachers	13	0.9%
2354	Other music teachers	0	
2355	Other arts teachers	1	0.1%
2356	Information technology trainers	0	
2359	Teaching professionals not elsewhere classified	8	0.5%
2411	Accountants	38	2.5%
2412	Financial and investment advisers	0	
2413	Financial analysts	0	
2421	Management and organization analysts	0	
2422	Policy administration professionals	0	

## File : Education\_employee

### # B070A: ISCO

Value	Label	Cases	Percentage
2423	Personnel and careers professionals	0	
2424	Training and staff development professionals	5	0.3%
2431	Advertising and marketing professionals	1	0.1%
2432	Public relations professionals	3	0.2%
2433	Technical and medical sales professionals (excluding ICT)	0	
2434	Information and communications technology sales professional	0	
2511	Systems analysts	0	
2512	Software developers	0	
2513	Web and multimedia developers	0	
2514	Applications programmers	0	
2519	Software and applications developers and analysts not elsewh	0	
2521	Database designers and administrators	1	0.1%
2522	Systems administrators	0	
2523	Computer network professionals	0	
2529	Database and network professionals not elsewhere classified	0	
2611	Lawyers	8	0.5%
2612	Judges	5	0.3%
2619	Legal professionals not elsewhere classified	0	
2621	Archivists and curators	0	
2622	Librarians and related information professionals	0	
2631	Economists	0	
2632	Sociologists, anthropologists and related professionals	0	
2633	Philosophers, historians and political scientists	1	0.1%
2634	Psychologists	0	
2635	Social work and counselling professionals	6	0.4%
2636	Religious professionals	1	0.1%
2641	Authors and related writers	0	
2642	Journalists	2	0.1%
2643	Translators, interpreters and other linguists	3	0.2%
2651	Visual artists	0	
2652	Musicians, singers and composers	0	
2653	Dancers and choreographers	0	
2654	Film, stage and related directors and producers	0	
2655	Actors	0	
2656	Announcers on radio, television and other media	3	0.2%
2659	Creative and performing artists not elsewhere classified	0	
3111	Chemical and physical science technicians	0	
3112	Civil engineering technicians	1	0.1%
3113	Electrical engineering technicians	3	0.2%
3114	Electronics engineering technicians	0	
3115	Mechanical engineering technicians	1	0.1%
3116	Chemical engineering technicians	0	
3117	Mining and metallurgical technicians	0	

## File : Education\_employee

### # B070A: ISCO

Value	Label	Cases	Percentage
3118	Draughtspersons	0	
3119	Physical and engineering science technicians not elsewhere c	0	
3121	Mining supervisors	0	
3122	Manufacturing supervisors	0	
3123	Construction supervisors	1	0.1%
3131	Power production plant operators	0	
3132	Incinerator and water treatment plant operators	2	0.1%
3133	Chemical processing plant controllers	0	
3134	Petroleum and natural gas refining plant operators	0	
3135	Metal production process controllers	0	
3139	Process control technicians not elsewhere classified	0	
3141	Life science technicians (excluding medical)	0	
3142	Agricultural technicians	3	0.2%
3143	Forestry technicians	0	
3151	Ships' engineers	0	
3152	Ships' deck officers and pilots	0	
3153	Aircraft pilots and related associate professionals	0	
3154	Air traffic controllers	0	
3155	Air traffic safety electronics technicians	0	
3211	Medical imaging and therapeutic equipment technicians	1	0.1%
3212	Medical and pathology laboratory technicians	4	0.3%
3213	Pharmaceutical technicians and assistants	0	
3214	Medical and dental prosthetic technicians	0	
3221	Nursing associate professionals	8	0.5%
3222	Midwifery associate professionals	0	
3230	Traditional and complementary medicine associate professiona	1	0.1%
3240	Veterinary technicians and assistants	0	
3251	Dental assistants and therapists	0	
3252	Medical records and health information technicians	0	
3253	Community health workers	2	0.1%
3254	Dispensing opticians	0	
3255	Physiotherapy technicians and assistants	2	0.1%
3256	Medical assistants	0	
3257	Environmental and occupational health inspectors and associa	0	
3258	Ambulance workers	0	
3259	Health associate professionals not elsewhere classified	2	0.1%
3311	Securities and finance dealers and brokers	0	
3312	Credit and loans officers	1	0.1%
3313	Accounting associate professionals	0	
3314	Statistical, mathematical and related associate professional	6	0.4%
3315	Valuers and loss assessors	0	
3321	Insurance representatives	0	
3322	Commercial sales representatives	0	

## File : Education\_employee

### # B070A: ISCO

Value	Label	Cases	Percentage
3323	Buyers	0	
3324	Trade brokers	0	
3331	Clearing and forwarding agents	0	
3332	Conference and event planners	0	
3333	Employment agents and contractors	0	
3334	Real estate agents and property managers	0	
3339	Business services agents not elsewhere classified	0	
3341	Office supervisors	2	0.1%
3342	Legal secretaries	0	
3343	Administrative and executive secretaries	4	0.3%
3344	Medical secretaries	0	
3351	Customs and border inspectors	0	
3352	Government tax and excise officials	3	0.2%
3353	Government social benefits officials	0	
3354	Government licensing officials	1	0.1%
3355	Police inspectors and detectives	0	
3359	Regulatory government associate professionals not elsewhere	0	
3411	Police inspectors and detectives	1	0.1%
3412	Social work associate professionals	11	0.7%
3413	Religious associate professionals	2	0.1%
3421	Athletes and sports players	0	
3422	Sports coaches, instructors and officials	0	
3423	Fitness and recreation instructors and program leaders	0	
3431	Photographers	0	
3432	Interior designers and decorators	1	0.1%
3433	Gallery, museum and library technicians	0	
3434	Chefs	0	
3435	Other artistic and cultural associate professionals	0	
3511	Information and communications technology operations technic	1	0.1%
3512	Information and communications technology user support techn	2	0.1%
3513	Computer network and systems technicians	1	0.1%
3514	Web technicians	0	
3521	Broadcasting and audio-visual technicians	1	0.1%
3522	Telecommunications engineering technicians	0	
4110	General office clerks	2	0.1%
4120	Secretaries (general)	31	2.1%
4131	Typists and word processing operators	3	0.2%
4132	Data entry clerks	3	0.2%
4211	Bank tellers and related clerks	2	0.1%
4212	Bookmakers, croupiers and related gaming workers	0	
4213	Pawnbrokers and money-lenders	1	0.1%
4214	Debt-collectors and related workers	0	
4221	Travel consultants and clerks	0	

## File : Education\_employee

### # B070A: ISCO

Value	Label	Cases	Percentage
4222	Contact centre information clerks	2	0.1%
4223	Telephone switchboard operators	0	
4224	Hotel receptionists	0	
4225	Enquiry clerks	0	
4226	Receptionists (general)	7	0.5%
4227	Survey and market research interviewers	14	0.9%
4229	Client information workers not elsewhere classified	0	
4311	Accounting and bookkeeping clerks	4	0.3%
4312	Statistical, finance and insurance clerks	0	
4313	Payroll clerks	0	
4321	Stock clerks	18	1.2%
4322	Production clerks	0	
4323	Transport clerks	0	
4411	Library clerks	1	0.1%
4412	Mail carriers and sorting clerks	1	0.1%
4413	Coding, proof-reading and related clerks	0	
4414	Scribes and related workers	0	
4415	Filing and copying clerks	1	0.1%
4416	Personnel clerks	0	
4419	Clerical support workers not elsewhere classified	4	0.3%
5111	Travel attendants and travel stewards	0	
5112	Transport conductors	2	0.1%
5113	Travel guides	0	
5120	Cooks	39	2.6%
5131	Waiters	3	0.2%
5132	Bartenders	1	0.1%
5141	Hairdressers	0	
5142	Beauticians and related workers	2	0.1%
5151	Cleaning and housekeeping supervisors in offices, hotels and	1	0.1%
5152	Domestic housekeepers	0	
5153	Building caretakers	0	
5161	Astrologers, fortune-tellers and related workers	0	
5162	Companions and valets	0	
5163	Undertakers and embalmers	0	
5164	Pet groomers and animal care workers	0	
5165	Driving instructors	1	0.1%
5169	Personal services workers not elsewhere classified	0	
5211	Stall and market salespersons	8	0.5%
5212	Street food salespersons	1	0.1%
5221	Shop keepers	15	1.0%
5222	Shop supervisors	0	
5223	Shop sales assistants	10	0.7%
5230	Cashiers and ticket clerks	11	0.7%

## File : Education\_employee

### # B070A: ISCO

Value	Label	Cases	Percentage
5241	Fashion and other models	0	
5242	Sales demonstrators	0	
5243	Door to door salespersons	0	
5244	Contact centre salespersons	0	
5245	Service station attendants	0	
5246	Food service counter attendants	0	
5249	Sales workers not elsewhere classified	1	0.1%
5311	Child care workers	0	
5312	Teachers' aides	15	1.0%
5321	Health care assistants	1	0.1%
5322	Home-based personal care workers	0	
5329	Personal care workers in health services not elsewhere class	0	
5411	Fire-fighters	0	
5412	Police officers	1	0.1%
5413	Prison guards	1	0.1%
5414	Security guards	64	4.3%
5419	Protective services workers not elsewhere classified	1	0.1%
6111	Field crop and vegetable growers	5	0.3%
6112	Tree and shrub crop growers	2	0.1%
6113	Gardeners, horticultural and nursery growers	0	
6114	Mixed crop growers	5	0.3%
6121	Livestock and dairy producers	1	0.1%
6122	Poultry producers	0	
6123	Apiarists and sericulturists	0	
6129	Animal producers not elsewhere classified	0	
6130	Mixed crop and animal producers	1	0.1%
6210	Forestry and related workers	0	
6221	Aquaculture workers	1	0.1%
6222	Inland and coastal waters fishery workers	0	
6223	Deep-sea fishery workers	0	
6224	Hunters and trappers	0	
6310	Subsistence crop farmers	1	0.1%
6320	Subsistence livestock farmers	0	
6330	Subsistence mixed crop and livestock farmers	2	0.1%
6340	Subsistence fishers, hunters, trappers and gatherers	0	
7111	House builders	9	0.6%
7112	Bricklayers and related workers	2	0.1%
7113	Stonemasons, stone cutters, splitters and carvers	0	
7114	Concrete placers, concrete finishers and related workers	0	
7115	Carpenters and joiners	7	0.5%
7119	Building frame and related trades workers not elsewhere clas	0	
7121	Roofers	0	
7122	Floor layers and tile setters	0	

## File : Education\_employee

### # B070A: ISCO

Value	Label	Cases	Percentage
7123	Plasterers	0	
7124	Insulation workers	0	
7125	Glaziers	0	
7126	Plumbers and pipe fitters	4	0.3%
7127	Air conditioning and refrigeration mechanics	0	
7131	Painters and related workers	1	0.1%
7132	Spray painters and varnishers	0	
7133	Building structure cleaners	0	
7211	Metal moulders and coremakers	0	
7212	Welders and flamecutters	4	0.3%
7213	Sheet-metal workers	0	
7214	Structural-metal preparers and erectors	0	
7215	Riggers and cable splicers	0	
7221	Blacksmiths, hammersmiths and forging press workers	0	
7222	Toolmakers and related workers	0	
7223	Metal working machine tool setters and operators	0	
7224	Metal polishers, wheel grinders and tool sharpeners	0	
7231	Motor vehicle mechanics and repairers	3	0.2%
7232	Aircraft engine mechanics and repairers	0	
7233	Agricultural and industrial machinery mechanics and repairer	0	
7234	Bicycle and related repairers	0	
7311	Precision-instrument makers and repairers	0	
7312	Musical instrument makers and tuners	0	
7313	Jewellery and precious-metal workers	0	
7314	Potters and related workers	1	0.1%
7315	Glass makers, cutters, grinders and finishers	0	
7316	Sign writers, decorative painters, engravers and etchers	0	
7317	Handicraft workers in wood, basketry and related materials	0	
7318	Handicraft workers in textile, leather and related materials	0	
7319	Handicraft workers not elsewhere classified	0	
7321	Pre-press technicians	0	
7322	Printers	0	
7323	Print finishing and binding workers	0	
7411	Building and related electricians	3	0.2%
7412	Electrical mechanics and fitters	0	
7413	Electrical line installers and repairers	0	
7421	Electronics mechanics and servicers	0	
7422	Information and communications technology installers and ser	0	
7511	Butchers, fishmongers and related food preparers	0	
7512	Bakers, pastry-cooks and confectionery makers	1	0.1%
7513	Dairy-products makers	0	
7514	Fruit, vegetable and related preservers	0	
7515	Food and beverage tasters and graders	0	

## File : Education\_employee

### # B070A: ISCO

Value	Label	Cases	Percentage
7516	Tobacco preparers and tobacco products makers	0	
7521	Wood treaters	0	
7522	Cabinet-makers and related workers	0	
7523	Woodworking-machine tool setters and operators	0	
7531	Tailors, dressmakers, furriers and hatters	5	0.3%
7532	Garment and related pattern-makers and cutters	2	0.1%
7533	Sewing, embroidery and related workers	0	
7534	Upholsterers and related workers	0	
7535	Pelt dressers, tanners and fellmongers	0	
7536	Shoemakers and related workers	0	
7541	Underwater divers	0	
7542	Shotfirers and blasters	0	
7543	Product graders and testers (excluding foods and beverages)	0	
7544	Fumigators and other pest and weed controllers	0	
7549	Craft and related workers not elsewhere classified	0	
8111	Miners and quarriers	0	
8112	Mineral and stone processing plant operators	0	
8113	Well drillers and borers and related workers	0	
8114	Cement, stone and other mineral products machine operators	0	
8121	Metal processing plant operators	0	
8122	Metal finishing, plating and coating machine operators	0	
8131	Chemical products plant and machine operators	0	
8132	Photographic products machine operators	0	
8141	Rubber products machine operators	0	
8142	Plastic products machine operators	0	
8143	Paper products machine operators	0	
8151	Fibre preparing, spinning and winding machine operators	0	
8152	Weaving and knitting machine operators	0	
8153	Sewing machine operators	0	
8154	Bleaching, dyeing and fabric cleaning machine operators	0	
8155	Fur and leather preparing machine operators	0	
8156	Shoemaking and related machine operators	0	
8157	Laundry machine operators	0	
8159	Textile, fur and leather products machine operators not else	0	
8160	Food and related products machine operators	3	0.2%
8171	Pulp and papermaking plant operators	0	
8172	Wood processing plant operators	0	
8181	Glass and ceramics plant operators	0	
8182	Steam engine and boiler operators	0	
8183	Packing, bottling and labelling machine operators	0	
8189	Stationary plant and machine operators not elsewhere classif	0	
8211	Mechanical machinery assemblers	2	0.1%
8212	Electrical and electronic equipment assemblers	0	



## File : Education\_employee

### # B070A: ISCO

Value	Label	Cases	Percentage
8219	Assemblers not elsewhere classified	0	
8311	Locomotive engine drivers	0	
8312	Railway brake, signal and switch operators	0	
8321	Motorcycle drivers	1	0.1%
8322	Car, taxi and van drivers	6	0.4%
8331	Bus and tram drivers	0	
8332	Heavy truck and lorry drivers	0	
8341	Mobile farm and forestry plant operators	0	
8342	Earthmoving and related plant operators	0	
8343	Crane, hoist and related plant operators	0	
8344	Lifting truck operators	0	
8350	Ships' deck crews and related workers	0	
9111	Domestic cleaners and helpers	4	0.3%
9112	Cleaners and helpers in offices, hotels and other establishm	17	1.1%
9121	Hand launderers and pressers	1	0.1%
9122	Vehicle cleaners	0	
9123	Window cleaners	0	
9129	Other cleaning workers	1	0.1%
9211	Crop farm labourers	11	0.7%
9212	Livestock farm labourers	12	0.8%
9213	Mixed crop and livestock farm labourers	0	
9214	Garden and horticultural labourers	10	0.7%
9215	Forestry labourers	0	
9216	Fishery and aquaculture labourers	0	
9311	Mining and quarrying labourers	2	0.1%
9312	Civil engineering labourers	2	0.1%
9313	Building construction labourers	16	1.1%
9321	Hand packers	1	0.1%
9329	Manufacturing labourers not elsewhere classified	1	0.1%
9331	Hand and pedal vehicle drivers	0	
9332	Drivers of animal-drawn vehicles and machinery	0	
9333	Freight handlers	1	0.1%
9334	Shelf fillers	0	
9411	Fast food preparers	1	0.1%
9412	Kitchen helpers	2	0.1%
9510	Street and related service workers	0	
9520	Street vendors (excluding food)	0	
9611	Garbage and recycling collectors	0	
9612	Refuse sorters	0	
9613	Sweepers and related labourers	0	
9621	Messengers, package deliverers and luggage porters	2	0.1%
9622	Odd job persons	1	0.1%
9623	Meter readers and vending-machine collectors	0	

## File : Education\_employee

### # B070A: ISCO

Value	Label	Cases	Percentage
9624	Water and firewood collectors	3	0.2%
9629	Elementary workers not elsewhere classified	2	0.1%
999999	Not stated	4	0.3%
Sysmiss		1365	

Warning: these figures indicate the number of cases found in the data file. They cannot be interpreted as summary statistics of the population of interest.

### # ISCO1B070A: ISCO\_FIRST\_LEVEL B070A

<b>Information</b>	[Type= discrete] [Format=numeric] [Range= 1-999999] [Missing=*]
<b>Statistics [NW/ W]</b>	[Valid=1498 /-] [Invalid=1365 /-]

Value	Label	Cases	Percentage
1	Managers	137	9.1%
2	Professionals	842	56.2%
3	Technical and assiate professionals	68	4.5%
4	Clerical support workers	94	6.3%
5	Services and sales workers	178	11.9%
6	Skilled agricultural, forestry and fishery workers	18	1.2%
7	Craft and related trade workers	42	2.8%
8	Plant and machine operators and assemblers	12	0.8%
9	Elementary occupations	90	6.0%
10	Armed forces occupations	13	0.9%
99	Missing values	0	
999999	Not stated	4	0.3%
Sysmiss		1365	

Warning: these figures indicate the number of cases found in the data file. They cannot be interpreted as summary statistics of the population of interest.

### # B080: How long did you work in the previous job?

<b>Information</b>	[Type= continuous] [Format=numeric] [Range= 0-45] [Missing=*]
<b>Statistics [NW/ W]</b>	[Valid=1498 /-] [Invalid=1365 /-] [Mean=3.995 /-] [StdDev=4.412 /-]

### # B080\_INT: Working experience in interval

<b>Information</b>	[Type= discrete] [Format=numeric] [Range= 1-6] [Missing=*]
<b>Statistics [NW/ W]</b>	[Valid=1498 /-] [Invalid=1365 /-]

Value	Label	Cases	Percentage
1	0-2	743	49.6%
2	3- 4	309	20.6%
3	5-7	219	14.6%
4	8-10	99	6.6%
5	11-13	67	4.5%
6	14And above	61	4.1%
Sysmiss		1365	

Warning: these figures indicate the number of cases found in the data file. They cannot be interpreted as summary statistics of the population of interest.

### # B090: What was the main reason you left your previous job?

<b>Information</b>	[Type= discrete] [Format=numeric] [Range= 1-9] [Missing=*]
<b>Statistics [NW/ W]</b>	[Valid=1498 /-] [Invalid=1365 /-]

## File : Education\_employee

### # B090: What was the main reason you left your previous job?

Value	Label	Cases	Percentage
1	Under payment	302	20.2%
2	Late payment	17	1.1%
3	Physical/social harassment	5	0.3%
4	Poor working conditions	174	11.6%
5	Marital/family commitments	194	13.0%
6	Going back to school/training	273	18.2%
7	Restructuring	148	9.9%
8	Others (specify)	382	25.5%
9	Missing value	3	0.2%
Sysmiss		1365	

*Warning: these figures indicate the number of cases found in the data file. They cannot be interpreted as summary statistics of the population of interest.*

## # B090S: Other-Specify

Information		[Type= discrete] [Format=character] [Missing=*]	
Statistics [NW/ W]		[Valid=378 /-] [Invalid=0 /-]	
Value	Label	Cases	Percentage
0		1	0.3%
1994		1	0.3%
GENOCIDE			
AFFECTION		1	0.3%
AFITE		1	0.3%
UBURWAYI			
AKAZI		1	0.3%
GAHORAHO			
AKAZI		1	0.3%
KABAYE			
GAKE			
AKAZI		2	0.5%
KAJYANYE			
NIBYO YIZE			
AKAZI		1	0.3%
KARAHAGAZE			
AKAZI		1	0.3%
KARANGIYE			
AKAZI		2	0.5%
KARARANGIYE			
AKAZI		1	0.3%
KARASHIZE			
AKAZI KARI		9	2.4%
KARANGIYE			
AKAZI		1	0.3%
KENSHI			
AKAZI		1	0.3%
NTIKAKOMEJE			
KURI WE			
AKAZI		1	0.3%
YAKORAGA			
KARI			
KAHAGAZE			
AKO KAZI		1	0.3%
KARI			
KARANGIYE			
AMASAHA		1	0.3%
YOKWIGISHA			
YABAYE			
MAKE			
AMASEZERANC		1	0.3%
YARI			
ARANGIYE			
AMATUNGO		1	0.3%
YARAGURISHIJ			
ARACYAGAKO		1	0.3%
ARACYAHAKO		1	0.3%
ARACYAHIGISI		1	0.3%
ARAHAKORAH		1	0.3%
Akazi kari		1	0.3%
karangiye			

# B090S: Other-Specify

Value	Label	Cases	Percentage
BAHINDUYE GAHUNDA YO GUTEKA		1	0.3%
BAMPAYE MUTATION		1	0.3%
BARAFUNZE		2	0.5%
BARAMWAMBU		1	0.3%
BARAMWIBYE ARAHOMBA		1	0.3%
BARANYAMBU		1	0.3%
BARI BAFUNZE INTERNAT		1	0.3%
BARI BIMUTSE AHO BAKORERAGA		1	0.3%
BUDGET YARAHAGAZE		1	0.3%
BY PROMOTED		1	0.3%
CHANGE		1	0.3%
CHANTIER YARI IHAGAZE		1	0.3%
CONTINUING IT		1	0.3%
CONTRA YARARANGIYE		2	0.5%
CONTRACT YARI IRAMGIYE		1	0.3%
CONTRACT YARI IRANGIYE		3	0.8%
CONTRACT YARI YARANGIYE		1	0.3%
CONTRAT IRANGIYE		1	0.3%
CONTRAT YARANGIYE		2	0.5%
CONTRAT YARARANGIYE		3	0.8%
CONTRAT YARI IRANGIYE		5	1.3%
CYARI KIRANGIJE		1	0.3%
Demobilisation		1	0.3%
END OF CONTRACT		2	0.5%
END OF THE CONTRACT		1	0.3%

# B090S: Other-Specify

Value	Label	Cases	Percentage
FIND ANOTHER JOB(PROMOTION)		1	0.3%
GAHUNDA YABO YARI IRANGIYE		1	0.3%
GENOCIDE		7	1.9%
GUFUNGA KW'IKIGO		1	0.3%
GUFUNGWA		2	0.5%
GUHABWA PROMOTION		1	0.3%
GUHAGARARA		1	0.3%
GUHAGARARA KWISHURI		1	0.3%
GUHAGARIKW...		1	0.3%
GUHAGARIKW... KUKAZI		1	0.3%
GUHAGARIKW... KUMUSHINGA		1	0.3%
GUHINDIRA AKAZI		1	0.3%
GUHINDURA AKAZI		5	1.3%
GUHINDURA IKIGO (MITATION)		1	0.3%
GUHINDURA MILIEU		1	0.3%
GUHINDURA NIVEAU D'ETUDE		1	0.3%
GUHINDURANY ABAKOZI BA LETA		1	0.3%
GUHINDURIRW IMIRIMO		3	0.8%
GUHOMBA		1	0.3%
GUHOMBA KU BUCURUZI		1	0.3%
GUHUINGA KUBERA BYARI INTAMBAR		1	0.3%
GUKOMEZA AMASOMO		1	0.3%
GUKOMEZA KWIGA		1	0.3%
GUKORA IBIJYANYE NA DOMAINE YE		1	0.3%
GUKORA IBIJYANYE NIBYO YIGIYE		1	0.3%

# B090S: Other-Specify

Value	Label	Cases	Percentage
GUKORA IBYO NIZE		1	0.3%
GUKORA IBYO YIGIYE		1	0.3%
GUKORERA LETA		1	0.3%
GUSENYUKA KW'IKIGO KUBR INTAMB		1	0.3%
GUSHAKA AKANDI KAZI KEZA		1	0.3%
GUSHAKA AKAZI GAHORAHO		2	0.5%
GUSHAKA AKAZI GAHUYE NIBYO NIZ		1	0.3%
GUSHAKA AKAZI KARI PERMANENT		1	0.3%
GUSHAKA GUFASHA ABANDI		1	0.3%
GUSHAKA GUHINDURA AKAZI		2	0.5%
GUSHAKA GUKORA IBYO YIZE		1	0.3%
GUSHAKA GUKORERA LETA		1	0.3%
GUSHAKA KUJYA MURI DOMAINE YE		1	0.3%
GUSHYINGIRW		2	0.5%
GUTAH MU GIHUGU		1	0.3%
GUTAHA IRWANDA		1	0.3%
GUTAHA MU RWANDA		1	0.3%
GUTAHUKA MU GIHUGU		1	0.3%
GUTAHUKA MU RWANDA		1	0.3%
GUTAHUKA MU RWANDA MVUYE IBUGA		1	0.3%
Guhamba kubera intambara		1	0.3%

# B090S: Other-Specify

Value	Label	Cases	Percentage
Guhindurirwa imirimo		1	0.3%
HABAYE INTAMBARA BARAHUNGA		1	0.3%
HABUZE FINACEMENT		1	0.3%
HAMBERAGA KURE		1	0.3%
HANO HAFI YUMUGI		1	0.3%
HARI KURE		4	1.1%
HARI KURE CYANE		1	0.3%
HARI KURE CYANE YO MU RUGO		1	0.3%
HARI KURE NSHAKA KWEGERA AKAZI		1	0.3%
HARI KURE Y'AHO ATUYE		1	0.3%
HARI KURE Y'AHO NTUYE		1	0.3%
HARI KURE Y'URUGO		1	0.3%
HARI KURE YAHU		2	0.5%
HARI KURE YAHU ARI ATUYE		1	0.3%
HARI KURE YAHU NASHATSE		1	0.3%
HARI KURE YAHU YARATUYE		1	0.3%
HARI KURE YAHU YARI ATUYE		1	0.3%
HARI KURE YO MU RUGO		2	0.5%
HARI KURI YAHU ATUYE		1	0.3%
IBIBAZO BY'INTAMBARA		1	0.3%
IBIBAZO BY'UMUTEKAN MUKE		1	0.3%
IBIRAKA BYARI BIRANGIYE		1	0.3%
IBYUMA BYARI BAPFUYE		1	0.3%



# B090S: Other-Specify

Value	Label	Cases	Percentage
ICYIRAKA CYARI KIRANGIYE		1	0.3%
IGIHOMBO		1	0.3%
IGIKORWA CYARARANGIY		1	0.3%
IKIGO CYAGIYE GUKORERA KURE		1	0.3%
IKIGO CYARAFUNZWI (IMISORO)		1	0.3%
IKIGO CYARAHAGARI		1	0.3%
IKIGO CYARAHAGAZI		1	0.3%
IKIGO CYARAHOMBY		1	0.3%
IKIGO CYARIKIRANGI IMIRIMO		1	0.3%
IKIGO NAKORERAGA CYARAHAGAZI		1	0.3%
IKOGO CYARAFUNZWI		1	0.3%
IMPAMVU BWITE		1	0.3%
IMPAMVU YO KUBYARA		1	0.3%
IMPAMVU Z'UMUTEKANO		1	0.3%
IMPAMVU Z'UMUTEKANO MUKAZI		1	0.3%
INTAMBARA		23	6.1%
INTAMBARA YA GENOCIDE		1	0.3%
INTAMBARA YO MURI 1994		1	0.3%
INTAMBARA(19		1	0.3%
ISAMBU NTO YAHINGANGAN		1	0.3%
ISOZWA RYIMIRIMO		1	0.3%
IZABUKURU		1	0.3%
KARARANGIYE		1	0.3%
KARASHIZE		1	0.3%
KARI AKAZI KADAHORAHO		1	0.3%
KARI GATANDUKAN N'IBYO YIZE		1	0.3%

# B090S: Other-Specify

Value	Label	Cases	Percentage
KARI IKIRAKA KIRASHIRA		1	0.3%
KARI KAHAGAZE		1	0.3%
KARI KARANGIYE		3	0.8%
KAZI KARI KARANGIYE		1	0.3%
KIGO CYARIMUTSE		1	0.3%
KONTARO YARI ISHIZE		1	0.3%
KOROHERWA MU RUGENDO		1	0.3%
KUBA ARI KURE		1	0.3%
KUBA YARASHAKAGI PROMOTION		1	0.3%
KUBERA INTAMBARA		1	0.3%
KUBERA KO HARI KURI		1	0.3%
KUBURA UMUSHAHARA WO KUMUHEMBA		1	0.3%
KUGABANYA ABASIRIKARE		1	0.3%
KUGABONYA ABAKOZI		1	0.3%
KUGARUKA GUKORERA MU RWANDA		1	0.3%
KUGIRA NGO AKOMEZE AMASHURI		1	0.3%
KUJYA KWIGA		1	0.3%
KURAMBIRWA AKA KAZI		1	0.3%
KURANGIRA KWA CONTRAT		1	0.3%
KURE YAHO ATUYE		1	0.3%
KURE YIWE MU RUGO		1	0.3%
KURE YO MU RUGO		2	0.5%
KUZAMURWA MU NTERA		3	0.8%
KWEGERA UMURYANGO		1	0.3%

# B090S: Other-Specify

Value	Label	Cases	Percentage
KWIHA IMANA MU BABIKIRA		1	0.3%
KWIMUKA		4	1.1%
KWIMUKA AHO ATUYE KUBERA UMUGA		1	0.3%
KWIMUKA BISANZE		1	0.3%
KWIMUKA(SITE		1	0.3%
KWIMURAWA KUKIGO GISHASHA		1	0.3%
KWIMURWA MUTATION		1	0.3%
Kugirango abone RAMA kuri SACO		1	0.3%
Kurera abana kubera umugore		1	0.3%
LOOKING FOR A MORE CHALLENGING		1	0.3%
MANDA YARI IRANGIYE		1	0.3%
MANDAT YARI RANGIYE		1	0.3%
MITATION		2	0.5%
MUTATION		12	3.2%
MUTATION Y'ABARIMU		1	0.3%
NABONYE AKAZI GAHORAHO		1	0.3%
NAHO ARACYAHAKO		1	0.3%
NAHO NAJE KWIMUKA KANDI NARI		1	0.3%
NARI MPAMAGARIW AHANDI		1	0.3%
NARIMAZE GUSHYINGIRW		1	0.3%
NASHAKAGA KUZA MU MUGI		1	0.3%
NI CONGREGATIO YAMWIMUYE		1	0.3%
NI KURE BYATWARA IGIHE KININI		1	0.3%

# B090S: Other-Specify

Value	Label	Cases	Percentage
NIGISHAKAGA BURUNDI NGARUK M R		1	0.3%
NTA NYUNGU IHAGIJE		1	0.3%
NTA NYUNGU YABONAGA MO		1	0.3%
NTA WUKORA ARI MARIEE		1	0.3%
NTABWO ARIBYO YIZE		1	0.3%
NTABWO YARI DOMAINE YE		1	0.3%
NTAKO YARI AGISHOBOYE		1	0.3%
NTAMBARA		1	0.3%
NTIBIHUYE N'IBYO YIZE		1	0.3%
NTIBYARI BIHUYE NIBYO NIZE		1	0.3%
NTIBYARI DOMAINE YE		1	0.3%
NTIYIZE KWIGISHA		1	0.3%
Ntitari yarize ubwarimu		1	0.3%
ONG YARANGIJE IGIHE		1	0.3%
ONG YARASEZEREW		1	0.3%
PAS SON DOMAINE		1	0.3%
PASSION		1	0.3%
POSTE BARIYIFUNZE		1	0.3%
PROJET YARARANGIYE		1	0.3%
PROJET YARIRANGIYE		1	0.3%
PROMOTION		3	0.8%
REFORME ZO KUGABANYA ABAKOZI		1	0.3%
SECOND.YAHIN ISHURI RIKUR		1	0.3%
SERVICE YAKORAGAMO		1	0.3%
SOCIETE YARAHAGAZE		2	0.5%

**# B090S: Other-Specify**

Value	Label	Cases	Percentage
SOCIETE YARAFUNZE IRAHAGARARA		1	0.3%
STABILITE		1	0.3%
STATION YA MINISTERE		1	0.3%
SUSPENSION OF CONTRACT		1	0.3%
TEMPORARY		1	0.3%
TRANFERT		1	0.3%
TRANSERT		1	0.3%
TRANSFER		3	0.8%
TRANSFERT KU KINDI KIGO		1	0.3%
UBUMENYI BUKE NTA PERMIS DEFIN		1	0.3%
UBUMUGA BW'AMAGUFA KU KUGURU		1	0.3%
UBURWAYI		1	0.3%
UBURWAYI BW'IGIHE KIREKIRE		1	0.3%
UBURWAYI BW'IGITUNU		1	0.3%
UBUSHAKE		1	0.3%
UBUYOBOZI BWAHAGARITS ICYONDO		1	0.3%
UMUKORESHA YARIMUTSE		1	0.3%
UMUSARURO MUKE		1	0.3%
UMUSHINGA WARAHAGARI		1	0.3%
UMUSHINGA WARAHAGAZE		1	0.3%
UMUSHINGA WARANGIYE		1	0.3%
UMUSHINGA WARARANGIYE		3	0.8%
UMUSHINGA WARI URANGIYE		1	0.3%
UMUSHINGA WARURANGIYE		1	0.3%
UMUTEKANO MUCYE		2	0.5%
UMUTEKANO MUKE		1	0.3%

**# B090S: Other-Specify**

Value	Label	Cases	Percentage
UMWANYA WAHAWE UNDI		1	0.3%
URUGANDA RWAHAGAZE		1	0.3%
URUGENDO RURERURE		2	0.5%
UWO YASIMBURAGA YARAGARUTSE KU		1	0.3%
UWO YASIMBUYE YARAGARUTSE		1	0.3%
YABONYE AKAZI GAHORAHO		1	0.3%
YABONYE IMPAMYABUSH		1	0.3%
YAGIYE HAFI YIWE		1	0.3%
YAHAGARITSW MU KAZI		1	0.3%
YAHAGARITSW N'INTAMBARA		1	0.3%
YAHAVUYE KU BUSHAKE		1	0.3%
YAHAWE MITATION		1	0.3%
YAHINDURI AKAZI		1	0.3%
YAHINDURIWE AKAZI		1	0.3%
YAHINDUYE IKIGO		1	0.3%
YAJE KWIGISHA IBYO YIZE		1	0.3%
YAKARETSE KARANGIYE		1	0.3%
YAKORAGA YIGA		1	0.3%
YARABONYE AKANDI KAZI		1	0.3%
YARAHOMBYE		1	0.3%
YARANGIJE MANDAYE		1	0.3%
YARI ARWAYE		1	0.3%
YARI ATANGIYE AKAZI		1	0.3%
YARI UMUKOZI W'IGIHE GITO		1	0.3%

<b># B090S: Other-Specify</b>			
<b>Value</b>	<b>Label</b>	<b>Cases</b>	<b>Percentage</b>
YARI YAHAWE INDI MIRIMO		1	0.3%
YARI YARAHUNZE		1	0.3%
YASHAKAGA KWIGISHA		1	0.3%
YAVUYE KUBERA UBURWAYI YARAFIT		1	0.3%
YIGISHA IBIGO 2		1	0.3%
YIGISHAGA ANIGA ARANGIJE ARAHU		1	0.3%
YIMUTSE AHO YARI ATUYE		1	0.3%
YUMVAGA ASHAKA KUBA UMWALIMU		1	0.3%
abakiriya baja kuba bake		1	0.3%
akazi karahagaze		1	0.3%
akazi kari karangiye		1	0.3%
akazi katajyanye nibyoyize		1	0.3%
byarananiranye na gishoro		1	0.3%
hari kure yo mu rugo		1	0.3%
intambara yasenye icyo kigo nt		1	0.3%
ubushake bwo kuza gukora mu Rd		1	0.3%
yabonye aho yigisha imfubyi ar		1	0.3%
yarangije andi mashuri-akazi		1	0.3%
<i>Warning: these figures indicate the number of cases found in the data file. They cannot be interpreted as summary statistics of the population of interest.</i>			
<b># B100A: Ministry and other institutions</b>			
<b>Information</b>	[Type= continuous] [Format=numeric] [Range= 0-45] [Missing=* /99]		
<b>Statistics [NW/ W]</b>	[Valid=1497 /-] [Invalid=1366 /-] [Mean=5.751 /-] [StdDev=7.28 /-]		
<b>Value</b>	<b>Label</b>	<b>Cases</b>	<b>Percentage</b>
99	Not stated	1	
<i>Warning: these figures indicate the number of cases found in the data file. They cannot be interpreted as summary statistics of the population of interest.</i>			

<b># B100B: Parastatal</b>			
<b>Information</b>	[Type= continuous] [Format=numeric] [Range= 0-30] [Missing=*/99]		
<b>Statistics [NW/ W]</b>	[Valid=1496 /-] [Invalid=1367 /-] [Mean=0.451 /-] [StdDev=1.969 /-]		
<b>Value</b>	<b>Label</b>	<b>Cases</b>	<b>Percentage</b>
99	Not stated	2	
<i>Warning: these figures indicate the number of cases found in the data file. They cannot be interpreted as summary statistics of the population of interest.</i>			
<b># B100C: Company</b>			
<b>Information</b>	[Type= continuous] [Format=numeric] [Range= 0-33] [Missing=*/99]		
<b>Statistics [NW/ W]</b>	[Valid=1496 /-] [Invalid=1367 /-] [Mean=2.22 /-] [StdDev=4.224 /-]		
<b>Value</b>	<b>Label</b>	<b>Cases</b>	<b>Percentage</b>
99	Not stated	2	
<i>Warning: these figures indicate the number of cases found in the data file. They cannot be interpreted as summary statistics of the population of interest.</i>			
<b># B100D: Co-operative</b>			
<b>Information</b>	[Type= continuous] [Format=numeric] [Range= 0-19] [Missing=*/99]		
<b>Statistics [NW/ W]</b>	[Valid=1496 /-] [Invalid=1367 /-] [Mean=0.115 /-] [StdDev=0.917 /-]		
<b>Value</b>	<b>Label</b>	<b>Cases</b>	<b>Percentage</b>
99	Not stated	2	
<i>Warning: these figures indicate the number of cases found in the data file. They cannot be interpreted as summary statistics of the population of interest.</i>			
<b># B100E: NGO/CSO/CBO</b>			
<b>Information</b>	[Type= continuous] [Format=numeric] [Range= 0-23] [Missing=*/99]		
<b>Statistics [NW/ W]</b>	[Valid=1496 /-] [Invalid=1367 /-] [Mean=0.275 /-] [StdDev=1.513 /-]		
<b>Value</b>	<b>Label</b>	<b>Cases</b>	<b>Percentage</b>
99	Not stated	2	
<i>Warning: these figures indicate the number of cases found in the data file. They cannot be interpreted as summary statistics of the population of interest.</i>			
<b># B100F: Other (specify)</b>			
<b>Information</b>	[Type= continuous] [Format=numeric] [Range= 0-45] [Missing=*/99]		
<b>Statistics [NW/ W]</b>	[Valid=1492 /-] [Invalid=1371 /-] [Mean=0.251 /-] [StdDev=1.969 /-]		
<b>Value</b>	<b>Label</b>	<b>Cases</b>	<b>Percentage</b>
99	Not stated	6	
<i>Warning: these figures indicate the number of cases found in the data file. They cannot be interpreted as summary statistics of the population of interest.</i>			
<b># WY: Total working years</b>			
<b>Information</b>	[Type= continuous] [Format=numeric] [Range= 1-48] [Missing=*]		
<b>Statistics [NW/ W]</b>	[Valid=1442 /-] [Invalid=1421 /-] [Mean=9.405 /-] [StdDev=7.708 /-]		
<b># B100S: Other-Specify</b>			
<b>Information</b>	[Type= discrete] [Format=character] [Missing=*]		
<b>Statistics [NW/ W]</b>	[Valid=43 /-] [Invalid=0 /-]		
<b>Value</b>	<b>Label</b>	<b>Cases</b>	<b>Percentage</b>
ABIGENGA		1	2.3%
ABIKORERA		1	2.3%
AGATARO		1	2.3%
AKAZI K'UBUFUNDI		1	2.3%



# B100S: Other-Specify

Value	Label	Cases	Percentage
AMATORERO ASENGA		1	2.3%
EGLISE CHATHOLIQUE NA LETA		1	2.3%
GUCURUZA		1	2.3%
I BURUNDI		1	2.3%
IBIGO BY'IGENGA BIFASHWA LETA		1	2.3%
IKIGO CY'ABAPADIRI		1	2.3%
IKIGO CY'ABIHAYIMA		1	2.3%
IKIGO CY'ABIKORERA		1	2.3%
IKIGO CY'AMASHULI CYA LETA		1	2.3%
IKIGO CY'AMASHURI		1	2.3%
IKIGO CY'AMASHURI ABANZA		1	2.3%
IKIGO CY'UBUREZI		1	2.3%
IKIGO CY'UBUREZI CYA LETA		1	2.3%
IKIGO KIGENGA GIFASHWA NA LETA		1	2.3%
IVUGABUTUMV		1	2.3%
KIGENGA GIFASHWA NA LETA		1	2.3%
MU BIHAYIMANA		1	2.3%
MU NZU Y'ABATURAGE KUBAKA		1	2.3%
MU RUGO		1	2.3%
MURI NIGER		1	2.3%
UBUCURUZI		2	4.7%
UBUHINZI		2	4.7%
UMUHINZI		1	2.3%
UMUKOZI WO MU RUGO		2	4.7%
UMUNTU KU GITI CYE		1	2.3%
URUGO		1	2.3%

<b># B100S: Other-Specify</b>			
Value	Label	Cases	Percentage
URUGO RWUMUNTU		1	2.3%
YAKORERAGA MURI CONGO		1	2.3%
YARIKORERAG		4	9.3%
YATWARAGA MOTO		1	2.3%
YIKORERA MU BUCURUZI		1	2.3%
maison de formation		1	2.3%
yarikoreraga		1	2.3%
<i>Warning: these figures indicate the number of cases found in the data file. They cannot be interpreted as summary statistics of the population of interest.</i>			
<b># B101: Did your first job match your education?</b>			
<b>Information</b>	[Type= discrete] [Format=numeric] [Range= 1-9] [Missing=*]		
<b>Statistics [NW/ W]</b>	[Valid=1498 /-] [Invalid=1365 /-]		
Value	Label	Cases	Percentage
1	Yes matched	1072	71.6%
2	No	424	28.3%
9	Missing value	2	0.1%
Sysmiss		1365	
<i>Warning: these figures indicate the number of cases found in the data file. They cannot be interpreted as summary statistics of the population of interest.</i>			
<b># B110: Highest level of education when you first enter the labour market</b>			
<b>Information</b>	[Type= discrete] [Format=numeric] [Range= 1-9] [Missing=*]		
<b>Statistics [NW/ W]</b>	[Valid=2863 /-] [Invalid=0 /-]		
Value	Label	Cases	Percentage
1	No education	193	6.7%
2	Primary	300	10.5%
3	Vocational training/Tronc commun/A3/TVET,....	325	11.4%
4	Secondary	1459	51.0%
5	Tertiary	584	20.4%
9	Missing value	2	0.1%
<i>Warning: these figures indicate the number of cases found in the data file. They cannot be interpreted as summary statistics of the population of interest.</i>			
<b># B120: Year of your graduation before entering the labour market</b>			
<b>Information</b>	[Type= continuous] [Format=numeric] [Range= 1958-9999] [Missing=*]		
<b>Statistics [NW/ W]</b>	[Valid=2370 /-] [Invalid=493 /-] [Mean=2044.579 /-] [StdDev=590.937 /-]		
<b># B140: Year</b>			
<b>Information</b>	[Type= continuous] [Format=numeric] [Range= 0-42] [Missing=*/99]		
<b>Statistics [NW/ W]</b>	[Valid=2842 /-] [Invalid=21 /-] [Mean=1.74 /-] [StdDev=3.869 /-]		
<b># B140B: Months</b>			
<b>Information</b>	[Type= discrete] [Format=numeric] [Range= 0-99] [Missing=*]		
<b>Statistics [NW/ W]</b>	[Valid=2863 /-] [Invalid=0 /-]		

### # B140B: Months

Value	Label	Cases	Percentage
0		1771	61.9%
1		225	7.9%
2		289	10.1%
3		238	8.3%
4		76	2.7%
5		89	3.1%
6		83	2.9%
7		19	0.7%
8		32	1.1%
9		13	0.5%
10		8	0.3%
11		4	0.1%
99	Missing value	16	0.6%

Warning: these figures indicate the number of cases found in the data file. They cannot be interpreted as summary statistics of the population of interest.

### # C010: Highest level of formal education

<b>Information</b>	[Type= discrete] [Format=numeric] [Range= 1-99] [Missing=*]
<b>Statistics [NW/ W]</b>	[Valid=2863 /-] [Invalid=0 /-]

Value	Label	Cases	Percentage
1	PhD/Doctorate	48	1.7%
2	Masters Degree	195	6.8%
3	Post Graduate Diploma	41	1.4%
4	Bachelors	523	18.3%
5	Diploma level (A1)	285	10.0%
6	Certificate level (TVET)	322	11.2%
7	Secondary-A Level	900	31.4%
8	Secondary-O Level	66	2.3%
9	Primary	279	9.7%
10	None	190	6.6%
11	Other	9	0.3%
99	Missing value	5	0.2%

Warning: these figures indicate the number of cases found in the data file. They cannot be interpreted as summary statistics of the population of interest.

### # C010S: Other-Specify

<b>Information</b>	[Type= discrete] [Format=character] [Missing=*]
<b>Statistics [NW/ W]</b>	[Valid=9 /-] [Invalid=0 /-]

Value	Label	Cases	Percentage
AMASHURI Y'INGOBOKA		2	22.2%
CERAR		1	11.1%
CERAYI		1	11.1%
ECOLE FAMILIALE		1	11.1%
IMYAKA 3Y'AMASHURI YIMYUGA		1	11.1%

### # C010S: Other-Specify

Value	Label	Cases	Percentage
SERITIFIKA MURI IGA		1	11.1%
YIZE GUTEKA AHABWA CERTIFICAT		1	11.1%
amashuri 3 abanza		1	11.1%

Warning: these figures indicate the number of cases found in the data file. They cannot be interpreted as summary statistics of the population of interest.

### # C020: Field of specialization

<b>Information</b>	[Type= discrete] [Format=character] [Missing=*]
<b>Statistics [NW/ W]</b>	[Valid=2313 /-] [Invalid=0 /-]

### # C020A: ISCED Code

<b>Information</b>	[Type= discrete] [Format=numeric] [Range= 110-9999] [Missing=*]
<b>Statistics [NW/ W]</b>	[Valid=2314 /-] [Invalid=549 /-]

Value	Label	Cases	Percentage
110	Basic general program elementary	0	
120	Basic general program pre-primary	0	
130	Basic general program primary	0	
140	Basic general program secondary	0	
150	Basic special program pre-primary	0	
160	Lower secondary	0	
170	Upper secondary	0	
810	Simple and functional literacy, numeracy	0	
910	behavioural capacities	0	
920	Life orientation programmes	0	
930	Mental skills	0	
940	personal organizational capacities	0	
1410	Education science in Curriculum development in non-vocational	1	0.0%
1411	Education science in Educational research	140	6.1%
1412	Education science Testing and measurement	5	0.2%
1413	General and specialized teacher training programmes	3	0.1%
1414	teacher trainers and for handicapped children	2	0.1%
1415	Teacher training for adult education	2	0.1%
1416	Teacher training for non-vocational subject	125	5.4%
1417	Teacher training for practical	8	0.3%
1418	Teacher training for pre-school, kindergarten	0	
1419	Teacher training for Primary schools	609	26.3%
1420	Teacher training for vocational	14	0.6%
1421	Other education science	4	0.2%
2100	Fine art and design	2	0.1%
2110	Performing arts	0	
2120	Graphic and audio-visual arts	0	
2210	archaeology	0	
2211	Child development and child ministry (christian)	0	
2212	Christian ministry	1	0.0%

**# C020A: ISCED Code**

Value	Label	Cases	Percentage
2213	comparative literature	3	0.1%
2214	Divinity (Christian)	1	0.0%
2215	English	15	0.6%
2216	ethics	1	0.0%
2217	Foreign languages, literature, communication and cultures	94	4.1%
2218	French	2	0.1%
2219	History	6	0.3%
2220	interpretation and translation	1	0.0%
2221	Islam and arabic	2	0.1%
2222	linguistics	11	0.5%
2223	Native languages	1	0.0%
2225	philosophy	5	0.2%
2226	Religion and theology	3	0.1%
2227	Religious Studies	5	0.2%
2228	Shariah	0	
2229	Swahiri	0	
2230	Theology (Christian)	12	0.5%
2239	Other humanities Not Elsewhere Classified (NEC)	1	0.0%
3111	economics	54	2.3%
3112	economic history	4	0.2%
3113	political science	2	0.1%
3114	sociology	15	0.6%
3115	demography	7	0.3%
3116	antropology (except physical antropology)	4	0.2%
3117	ethnology	0	
3118	futurology	0	
3119	pschology	5	0.2%
3120	geography(except physical geography)	4	0.2%
3121	peace and conflict studies	0	
3122	human rights	2	0.1%
3123	Gender studies	0	
3124	Human sciences	97	4.2%
3125	Social sciences	21	0.9%
3129	Other training in social and behavioural science	0	
3210	Journalism	8	0.3%
3220	library technician and science	2	0.1%
3230	technicians in museums and similar repositories	0	
3240	documentation techniques	0	
3250	archival sciences	0	
3410	accounting	119	5.1%
3411	auditing	2	0.1%
3412	banking	3	0.1%
3413	bookkeeping	1	0.0%
3414	Business administration	13	0.6%
3415	Business development	1	0.0%

**# C020A: ISCED Code**

Value	Label	Cases	Percentage
3416	Community development	2	0.1%
3417	Cooperative management	0	
3418	Customer care services	0	
3419	Development studies	4	0.2%
3420	Enterprise management	7	0.3%
3421	finance	14	0.6%
3422	institutional administration	3	0.1%
3423	insurance	0	
3424	International business	3	0.1%
3425	Interpretnership	3	0.1%
3426	investment analysis	0	
3427	management	72	3.1%
3428	marketing	7	0.3%
3429	personnel administration	2	0.1%
3430	Procurement	0	
3431	Project management	4	0.2%
3432	public administration	16	0.7%
3433	public relations	1	0.0%
3434	real estate	0	
3435	retailing	3	0.1%
3436	Rural development	15	0.6%
3437	sales	0	
3438	secretarial and office work	38	1.6%
3439	Supply chain management	0	
3440	International taxation	0	
3449	Other training in business and administration	2	0.1%
3810	history of law	2	0.1%
3811	jurisprudence	0	
3812	law(general,international,labour,maritime,etc.)	39	1.7%
3813	local magistrates	0	
3814	notaire	0	
3819	Other low related training	0	
4100	Mathematics –Physics - Computer Science (MPC)	1	0.0%
4101	Mathematics –Chemistry - Biology (MCB)	13	0.6%
4102	Physics- Chemistry-Biology (PCB)	1	0.0%
4103	Mathematics-Physics-Geography (MPG)	5	0.2%
4104	Physics-Chemistry Mathematics (PCM)	20	0.9%
4105	Computer Science-Economics-Mathematics(CEM)	4	0.2%
4106	Mathematics-Economics-Geography (MEG)	2	0.1%
4107	History-Economics-Geography (HEG)	27	1.2%
4109	History-Economics-Literature (HEL)	0	
4110	Literature-Economics-Geography (LEG)	0	
4111	History-Geography –Literature combination (HGL)	5	0.2%
4112	Maths-Physics	34	1.5%
4119	Other combined sciences training	4	0.2%

**# C020A: ISCED Code**

Value	Label	Cases	Percentage
4210	bacteriology	0	
4211	biochemistry	42	1.8%
4212	biology	18	0.8%
4213	biophysics	1	0.0%
4214	botany	0	
4215	entomology	0	
4216	genetics	1	0.0%
4217	microbiology	2	0.1%
4218	ornithology	0	
4219	texicology	1	0.0%
4220	zoology	0	
4221	Zootechni	0	
4222	Biotechnology	4	0.2%
4239	other allied life sciences excluding clinical and veterary s	1	0.0%
4410	Astronomy and space sciences	0	
4411	Chemistry and other allied subjets	11	0.5%
4412	geology	0	
4413	geophysics	0	
4414	marine science	0	
4415	meteorology and other atmospheric sciences including climati	0	
4416	mineralogy	0	
4417	palaeoecology	0	
4418	physical anthropology	0	
4419	physical geography and other geosciences	2	0.1%
4420	Physics and other allied subjects	6	0.3%
4421	vulcanology	0	
4429	Other Physical sciences related training	1	0.0%
4610	actuarial science	0	
4611	Mathematics	26	1.1%
4612	numercal analysis	0	
4613	operations research	0	
4614	statistics and other allied fields	5	0.2%
4810	Computer sciences:	31	1.3%
4811	Computer application programs training	2	0.1%
4812	Computer hardware related training	0	
4813	Electronics & computer science	8	0.3%
4814	Information communication and technology	18	0.8%
4815	IT management	7	0.3%
4816	Networking related training	1	0.0%
4817	Software development training	0	
5210	Aeronautical enginneering	0	
5211	Agricultural Engineering	2	0.1%
5212	Chemical Engineering	3	0.1%
5213	Computer engineering	2	0.1%
5214	elecricity engineering	7	0.3%

**# C020A: ISCED Code**

Value	Label	Cases	Percentage
5215	electronics engineering	8	0.3%
5216	energy and chemical engineering	2	0.1%
5217	engineering drawing	0	
5218	Environmental and Biosystems Engineering	0	
5219	Fibre Optic Communications, Splicing & Termination	1	0.0%
5220	mechanics engineering	3	0.1%
5221	Medical engineering	1	0.0%
5222	metal work engineering	0	
5223	Software engineering	0	
5224	surveying	0	
5225	Sustainable energy technology engineering	1	0.0%
5226	telecommunication engineering	6	0.3%
5227	Electromechanics	2	0.1%
5228	Hydraulic&Pneumatics	1	0.0%
5230	Assembling and servicing	0	
5231	Driving	0	
5232	Electricity	19	0.8%
5233	Electronics	18	0.8%
5234	Fashion Design	0	
5235	General mechanics	8	0.3%
5236	Industrial mechanics	1	0.0%
5237	Leatherwork Technology	0	
5238	Metal Processing Technology	0	
5239	Motor Vehicle Mechanics	15	0.6%
5240	Motor vehicle technology	0	
5241	Painter and Sign Writer	0	
5242	Plant and Machine Maintenance	0	
5243	Plumbing & Pipe fitting	0	
5244	Pottery	0	
5245	Refrigeration and Air Conditioning	0	
5246	Sheet Metal Working	0	
5247	Welding and metal fabrication	3	0.1%
5248	Automobile electricity	0	
5249	Other craft trainings	2	0.1%
5410	clothes	0	
5411	food and drink processing	0	
5412	footwear	0	
5413	leather work	0	
5414	mining and extraction	0	
5415	Other materials(paper,plastic,glass,etc)	0	
5416	textiles	0	
5417	Woodwork	15	0.6%
5810	Architecture and urbanisme	2	0.1%
5811	building	2	0.1%
5812	civil engineering	30	1.3%



**# C020A: ISCED Code**

Value	Label	Cases	Percentage
5813	construction	30	1.3%
5814	Construction Management and surveying	0	
5815	Masonry	0	
5816	Property valuation	0	
5817	Geotechnics	0	
5819	Engineering, manufacturing and construction Not Elsewhere CI	2	0.1%
6210	Agribusiness	3	0.1%
6211	agriculture	7	0.3%
6212	agronomy	12	0.5%
6213	animal husbandry	3	0.1%
6214	crop and livestock production	10	0.4%
6215	Crop science	0	
6216	fisheries	0	
6217	fishery science and technology	0	
6218	Food sciences	3	0.1%
6219	forestry and forest product techniques	4	0.2%
6220	horticulture and gardening	0	
6221	Irrigation and drainage	1	0.0%
6222	natural parks	0	
6223	Soil science	4	0.2%
6224	wildlife	0	
6229	Other Agriculture,forestry and fishery related training	3	0.1%
6410	veterinary assisting	1	0.0%
6411	veterinary medecine	6	0.3%
6412	Other veterinary related training	2	0.1%
7210	Anaesthesiology	2	0.1%
7211	Biomedical and Laboratory sciences	2	0.1%
7212	Clinical Psychology	8	0.3%
7213	Community Medicine	2	0.1%
7214	cytology	0	
7215	Dental services	2	0.1%
7216	Ear Nose and Throat Surgery (ENT)	0	
7217	Epidemiology and Biostatistics	1	0.0%
7218	Family planing related training	0	
7219	Food technology and human nutrition	3	0.1%
7220	Health and behavioural sciences	0	
7221	Health policy and management	0	
7222	HIV related training	0	
7223	Hospital management	2	0.1%
7224	Human anatomy	1	0.0%
7225	hygiene	1	0.0%
7226	immunilogy and immunoaematology	0	
7227	Internal medicine	1	0.0%
7228	Malaria related training	0	
7229	Medecine	2	0.1%

**# C020A: ISCED Code**

Value	Label	Cases	Percentage
7230	Medical imaging sciences	0	
7231	Medical services	0	
7232	Medicine and surgery	0	
7233	Mental health/Psychiatry	0	
7234	midwifery	4	0.2%
7235	neurology	0	
7236	Nursing	13	0.6%
7237	nutrition	1	0.0%
7238	Obstetrics and gynaecology	1	0.0%
7239	Ophthalmology	1	0.0%
7240	optometry	0	
7241	Orthopaedics	0	
7242	Paediatrics	1	0.0%
7243	pathology	0	
7244	pharmacology	2	0.1%
7245	Physiology	1	0.0%
7246	Physiotherapy	0	
7247	PMTCT and SONI training	0	
7248	prosthetics	0	
7249	Public health	4	0.2%
7250	psychiatry	1	0.0%
7251	Radiology and radiotherapy	0	
7252	rehabilitation	0	
7253	Reproductive health	0	
7254	surgery	0	
7255	therapeutics	0	
7256	Tuberculosis related training	0	
7257	Other health related training	0	
7258	Cardiology	0	
7259	Dermatology	0	
7610	Social care	0	
7611	Psychotrauma Management	0	
7612	Social work	5	0.2%
8150	Beauty treatment	0	
8151	cleaning	0	
8152	cosmetic services	0	
8153	domestic science	0	
8154	dry-cleaning	0	
8155	hairdressing	2	0.1%
8156	hotel and catering	6	0.3%
8157	Hotel and Restaurant management	2	0.1%
8158	laundry	0	
8159	sports and leisure, physical education	1	0.0%
8160	Travel and tourism Management	0	
8161	travel, hospitality and tourism	0	

<b># C020A: ISCED Code</b>			
<b>Value</b>	<b>Label</b>	<b>Cases</b>	<b>Percentage</b>
8169	other personal services	0	
8410	air crew	0	
8411	air traffic control	0	
8412	nautical sciences	0	
8413	postal service	0	
8414	railway operations	0	
8415	road motor vehicle operations	0	
8416	seamanship	0	
8417	ship's officer	0	
8419	Other transport services training	0	
8510	air and water pollution control	0	
8511	control and protetion	3	0.1%
8512	environmental conservation	0	
8513	labour protection and security	0	
8519	Other environment protection training	0	
8610	civil security	0	
8611	criminology	0	
8612	fire-protection and fire fighting	0	
8613	military	2	0.1%
8614	police work and related law enforcement	0	
8615	Protection of property and person	0	
8619	Other security services training	0	
9999	Not known or unspecified	8	0.3%
Sysmiss		549	
<i>Warning: these figures indicate the number of cases found in the data file. They cannot be interpreted as summary statistics of the population of interest.</i>			
<b># ISCED1C020A: ISCED-LEVELC020A</b>			
<b>Information</b>	[Type= discrete] [Format=numeric] [Range= 0-9999] [Missing=*]		
<b>Statistics [NW/ W]</b>	[Valid=2314 /-] [Invalid=549 /-]		
<b>Value</b>	<b>Label</b>	<b>Cases</b>	<b>Percentage</b>
0	General Programes	0	
1	Education	913	39.5%
2	Humanities and Arts	166	7.2%
3	Social Sciences, Business and Law	601	26.0%
4	Sciences	304	13.1%
5	Engineering ,Manufacturing and Construction	186	8.0%
6	Agriculture	59	2.5%
7	Health and Welfare	61	2.6%
8	Services	16	0.7%
9999	Not known or unspecified	8	0.3%
Sysmiss		549	
<i>Warning: these figures indicate the number of cases found in the data file. They cannot be interpreted as summary statistics of the population of interest.</i>			
<b># ISCED2C020A: ISCED -LEVEL2C020A</b>			
<b>Information</b>	[Type= discrete] [Format=numeric] [Range= 1-9999] [Missing=*]		
<b>Statistics [NW/ W]</b>	[Valid=2314 /-] [Invalid=549 /-]		

### # ISCED2C020A: ISCED -LEVEL2C020A

Value	Label	Cases	Percentage
1	Basic Program	0	
2	Literacy and Numeracy	0	
3	Personal development	0	
4	Teacher Training and education Science	913	39.5%
5	Arts	2	0.1%
6	Humanities	164	7.1%
7	Social and Behavioral Science	215	9.3%
8	Journalism and Information	10	0.4%
9	Business and Administration	335	14.5%
10	Law	41	1.8%
11	Combined sciences	116	5.0%
12	Life Sciences	70	3.0%
13	Physical sciences	20	0.9%
14	Mathematics and statistics	31	1.3%
15	Computing	67	2.9%
16	Engineering and Engineering Trades	39	1.7%
17	Technical Vocational Studies	66	2.9%
18	Manufacturing and Processing	15	0.6%
19	Architecture and Building	66	2.9%
20	Agriculture, Forestry and Fishery	50	2.2%
21	Veterinary	9	0.4%
22	Health	56	2.4%
23	Social Services	5	0.2%
24	personal Services	11	0.5%
25	Transport Services	0	
26	Environmental Protection	3	0.1%
27	Security services	2	0.1%
99	Not known or unspecified	1	0.0%
9999		7	0.3%
Sysmiss		549	

Warning: these figures indicate the number of cases found in the data file. They cannot be interpreted as summary statistics of the population of interest.

### # C021: Where did you got your highest level of education

Value	Label	Cases	Percentage
1	Rwanda	1875	81.0%
2	Other EAC countries	151	6.5%
3	Rest of Africa	153	6.6%
4	Europe	86	3.7%
5	Americas	10	0.4%
6	Asia	31	1.3%
7	Oceania	3	0.1%
9	Missing value	5	0.2%
Sysmiss		549	

<b># C021: Where did you got your highest level of education</b>			
<i>Warning: these figures indicate the number of cases found in the data file. They cannot be interpreted as summary statistics of the population of interest.</i>			
<b># C030: Are you currently enrolled for further training (formal Education)?</b>			
<b>Information</b>		[Type= discrete] [Format=numeric] [Range= 1-9] [Missing=*]	
<b>Statistics [NW/ W]</b>		[Valid=2863 /-] [Invalid=0 /-]	
Value	Label	Cases	Percentage
1	Yes	681	23.8%
2	No	2180	76.1%
9	Missing value	2	0.1%
<i>Warning: these figures indicate the number of cases found in the data file. They cannot be interpreted as summary statistics of the population of interest.</i>			
<b># C040: Field/type of training</b>			
<b>Information</b>		[Type= discrete] [Format=character] [Missing=*]	
<b>Statistics [NW/ W]</b>		[Valid=682 /-] [Invalid=0 /-]	
Value	Label	Cases	Percentage
2		1	0.1%
320		1	0.1%
ACCA		1	0.1%
ACCA(ASSOCIATION OF CHARTERED CERTIFIED ACCOUNTANT		1	0.1%
ACCOUNTING		12	1.8%
ACCOUNTING SCIENCE		1	0.1%
ACCOUNTING(SCHOOL)		1	0.1%
ADMINISTRATIVE PUBLIQUE		1	0.1%
ADMINISTRATIVE GESTION DES PROJETS IN AGRONOMY		1	0.1%
ADMINISTRATIVE PUBLIQUE		1	0.1%
AGRICULTURAL ENGINEERING		1	0.1%
AGRICULTURE		1	0.1%
AGRICULTURE POLICY		1	0.1%
AJYANYE N'ABANA BABANA N'UBUMUGA		1	0.1%
AMAHOTERI N'UBUKERARURU R.T.U.C		1	0.1%
AMAHUGUGURUYIMFUBYI,KWIMURIMO,KWIKWIGA		1	0.1%
AMAHUGURRU		1	0.1%

# C040: Field/type of training

Value	Label	Cases	Percentage
AMAHUGURWA		1	0.1%
AMAHUGURWA AREBANA N'UBWARIMU		1	0.1%
AMAHUGURWA KU BURYO BWO KWIGISHA		1	0.1%
AMAHUGURWA KU BWUBATSI		1	0.1%
AMAHUGURWA KUBUYOBOZI, SIDA		1	0.1%
AMAHUGURWA M U KWIGISHA SIENCE		1	0.1%
AMAHUGURWA MU BUREZI RUSANGE		1	0.1%
AMAHUGURWA MU CYONGEREZA		1	0.1%
AMAHUGURWA MUBIJYANYE NA COMPUTER		1	0.1%
AMAHUGURWA Y'IBIJYANYE NA SCIENCE[BIOLOG AND CHEMISTRY]		1	0.1%
AMAHUGURWA Y'ICYONGERAZ		1	0.1%
AMAHUGURWA Y'ICYONGEREZ		6	0.9%
AMAHUGURWA Y'IMIBARE NA SCIENCES MURI 9 YEARS		1	0.1%
AMAHUGURWA Y'IMYUGA		1	0.1%
AMAHUGURWA Y'INDIMI		1	0.1%
AMAHUGURWA YA ANGLAIS		2	0.3%
AMAHUGURWA YA BRAILLE/ SYSTEME YO KWIGISHA ABANA BATABONA		1	0.1%
AMAHUGURWA YA ICT N'ICYONGEREZ		1	0.1%
AMAHUGURWA YO		1	0.1%

# C040: Field/type of training

Value	Label	Cases	Percentage
KURWANYA SIDA			
AMAHUGURW/ YO KWIGISHA MURI SECONDAIRE		1	0.1%
AMAHUHUGUR AJYANYE N'ABANA BATABONA		1	0.1%
AMASOMO AJYANYE N'UMUTOZA W'UMUPIRA W'AMAGURU		1	0.1%
AMASOMO Y'INDIMI		1	0.1%
AMASOMO YA EDUCATION		1	0.1%
AMASOMO YA MANAGEMENT		1	0.1%
AMASOMO Y'INDIMI ENGLISH, SWAHIRI,KINY.		1	0.1%
AMATEGEKO		2	0.3%
AMATEGEKO Y'UBWUNGANI		1	0.1%
AMATEGEKO Y'UMUHANDA NO GUTWARA		1	0.1%
AMATEGEKO(D		1	0.1%
AMAYEGEKO		1	0.1%
ANGLAIS FRANCAIS		1	0.1%
ANGLAIS,FRAN		1	0.1%
ANGLAIS/ FRANCAIS		1	0.1%
ANTI-SIDA		1	0.1%
APPLIED MATHEMATICS		1	0.1%
APPLIED STATISTICS		1	0.1%
ARAKIGA MURI UNIVERTY INATEK		1	0.1%
ARI KWIGA GUSOMA NO KWANDIKA		1	0.1%
ARI KWIGA DROIT		1	0.1%
ARI KWIGA EDUCATION MURI KIE (ON LINE)		1	0.1%

**# C040: Field/type of training**

Value	Label	Cases	Percentage
ARI KWIGA ENGLISH		1	0.1%
ARI KWIGA MURI INATEK		1	0.1%
ARI MURI PSYCHOPEDAG		1	0.1%
ARIGA AMATEGEKO		1	0.1%
ARIGA ENS ECONOMIE		1	0.1%
ARIGA MURI RTUC(TRAVEL)		1	0.1%
ARIHO ARARANGIZA KAMINUZA		1	0.1%
ARIHO ARIGA SOCIAL		1	0.1%
ARIKWIGA BIO TECHNOLOGIE		1	0.1%
ARIKWIGA MURI UNILAK MURI MANAGEMENT		1	0.1%
ARIMO KWIGA GUSOMA NO KWANDIKA		1	0.1%
ARIMO KWIGA MURI INATEK		1	0.1%
ART		1	0.1%
ART ET LANGUES		1	0.1%
ARTS AAND LANGUAGES		1	0.1%
ARTS AND LANGUAGE		1	0.1%
ARTS& HUMANITIES		1	0.1%
ASSOCIATION CERTIFIED		1	0.1%
AUDIT DES INSTITUTIONS DES ENSEIGNEMENT SUPERIEURS(N)		1	0.1%
AZAKURIKIRA PHYSIQUE		1	0.1%
Accountance		1	0.1%
Amahugurwa y'icyongereza		1	0.1%
Ari muri GESTION		1	0.1%



# C040: Field/type of training

Value	Label	Cases	Percentage
BACHELOR IN MANAGEMENT		1	0.1%
BI-CHIMIE ET EDUCATION		1	0.1%
BIO TECHNOLOGIE		1	0.1%
BIO,CHIMIE,NA EDUCATION		1	0.1%
BIO-CHIMIE		1	0.1%
BIOCHIMIE EDUCATION		1	0.1%
BIOLOGIE ET CHIMIE		1	0.1%
BIOLOGIE HUMAINE		1	0.1%
BIOLOGIE&CHI &EDUCATION		1	0.1%
BIOLOGIE-CHIMIE EDUCATION (KIE)		1	0.1%
BUISSINESS ADMINISTRATI		1	0.1%
BUSINESS ADMINISTRATI		6	0.9%
BUSINESS ADMNISTRATIC		1	0.1%
BUSINESS DEVELOPMENT STUDY		1	0.1%
BUSINESS FINANCE MURI UNIVERSITE		1	0.1%
BUSINESS INFORMAT		1	0.1%
BUSINESS INFORMATION TECHNOLOGY		1	0.1%
BUSINESS LAW		2	0.3%
BUSINESS MANAGEMENT		1	0.1%
BUSINESS STUDIES		1	0.1%
BUSINESS ADMINISTRATI		1	0.1%
Business Administration		1	0.1%
CANDIDAT LIBRE LETTRES		1	0.1%
CCNA-DBA ORACLE/		1	0.1%

# C040: Field/type of training

Value	Label	Cases	Percentage
INFORMATION TECHNOLOGY			
CERTIFIED IN PUBLIC ACCOUNTING		1	0.1%
CHILDREN LITERTURE TEACHING IN INSTIT.ASSESS		1	0.1%
CHIMIE APPLIQUE		1	0.1%
CHIMIE-EDUCATION		1	0.1%
CHINOIS		1	0.1%
CIVIL ENGENEERING		3	0.4%
CIVIL ENGINEERING(C ANALYSIS)		1	0.1%
CLINICAL PSYCHOLOGY		1	0.1%
COMBINATION ENGLISH,FRENCH-EDUCATION		1	0.1%
COMMERCE		1	0.1%
COMMERCE INGENIERING		1	0.1%
COMPARATIVE EDUCATION		1	0.1%
COMPTABILITE		5	0.7%
COMPTABLE		1	0.1%
COMPUTER		2	0.3%
COMPUTER MUBYEREKER/NA SOFTWARE BAKORESHA MURI COMPTABILI		1	0.1%
COMPUTER SCIENCE		3	0.4%
COMPUTER SCIENCES		1	0.1%
CONDUCTING STURDIES IN BUSINESS		1	0.1%
CONFLICT RESOLUTION AND PEACE BUILDING		1	0.1%
CUISINE &CONSERVSTIC ENTREPRENEUR ET CONSERVATI		1	0.1%
DEVELOPM. STUDIES		1	0.1%

# C040: Field/type of training

Value	Label	Cases	Percentage
DEVELOPMENT		1	0.1%
DEVELOPMENT COMMUNAITAI		1	0.1%
DEVELOPMENT RURAL		2	0.3%
DEVELOPMENT SCIENCE		1	0.1%
DEVELOPMENT STUDIES		5	0.7%
DEVELOPPEME RURAL		1	0.1%
DEVELOPPEME STADIES		1	0.1%
DEVELOPPEME STUDIES		1	0.1%
DEVELOPPEME STURDIES		1	0.1%
DISTANCE LEARNING PROGRAMME		1	0.1%
DISTANCE TRAINING IN MATH PHYSIQUE		1	0.1%
DISTANCE TRAINNING		1	0.1%
DOCTORAT MURI ECONOMIE		1	0.1%
DRAWING		1	0.1%
DROIT		3	0.4%
DTP		1	0.1%
ECO GESTION		1	0.1%
ECO-GESTION		1	0.1%
ECO-MANAGEMENT EDUCATION		1	0.1%
ECONOME		1	0.1%
ECONOMIC		1	0.1%
ECONOMICS		1	0.1%
ECONOMICS & BUSINESS STUDY		1	0.1%
ECONOMICS&B STUDIES		1	0.1%
ECONOMICS&M		1	0.1%
ECONOMICS&M OF EDUCATION)		1	0.1%
ECONOMICS,M.		1	0.1%
ECONOMIE		2	0.3%
ECONOMIE DE GESTION		1	0.1%

# C040: Field/type of training

Value	Label	Cases	Percentage
ECONOMIE ET EDUCATION		2	0.3%
ECONOMIE ET GESTION		1	0.1%
ECONOMIE ET MANAGEMENT		1	0.1%
ECONOMIE STUDIES		1	0.1%
ECONOMY		1	0.1%
EDUC MANAGEMENT		1	0.1%
EDUCATION		19	2.8%
EDUCATION MATH PHYSIQUE		1	0.1%
EDUCATION (GEO-HISTOIRE)		1	0.1%
EDUCATION ANGLAIS-FRANCAIS		1	0.1%
EDUCATION BIOLOGIE CHIMIE		1	0.1%
EDUCATION DEPARTEMENT OF ECONOMICS		1	0.1%
EDUCATION EN ECONOMIE IN INATEK		1	0.1%
EDUCATION ENGLISH		1	0.1%
EDUCATION IN UNIVERISTY		1	0.1%
EDUCATION MANAGEMENT		2	0.3%
EDUCATION MURI ECONOMIE		1	0.1%
EDUCATION MURI UNIVERSITE		1	0.1%
EDUCATION OF MANAGEMENT		1	0.1%
EDUCATION OPTION PSYCOLOGIE		1	0.1%
EDUCATION PP		1	0.1%
EDUCATION SCIENCE		1	0.1%
EDUCATION&M		1	0.1%

# C040: Field/type of training

Value	Label	Cases	Percentage
EDUCATION(FR ANGLAIS)		1	0.1%
EDUCATION,AF		1	0.1%
EDUCATION,EN NA FRENCH		1	0.1%
EDUCATION-SOCIAL STUDIES		1	0.1%
EDUCATON AND MANAGEMENT		1	0.1%
ELECTRONICS AND TELECOMMUNI		1	0.1%
ENGEENEERING		1	0.1%
ENGINEERING IN COMPUTER MAINTAINANC		1	0.1%
ENGLISH		7	1.0%
ENGLISH AND ICT		1	0.1%
ENGLISH END FRENCH		1	0.1%
ENGLISH FRENCH		2	0.3%
ENGLISH FRENCH WITH EDUCATION		2	0.3%
ENGLISH IN METHODS OF TEACHING		1	0.1%
ENGLISH LANGUAGE AND LITERATURE EDUCATION/ MEL		1	0.1%
ENGLISH TRAINING		2	0.3%
ENGLISH WITH EDUCATION		1	0.1%
ENTERPRISE MANAGEMENT		1	0.1%
ENTREPRENAR ET GESTION DES PROJETS/ UNIVERSITE		1	0.1%
EPIDEMIOLOGY AND DESEASES CONTROL		1	0.1%
ERIKWIGA EDUC ET HISTOIRE		1	0.1%

# C040: Field/type of training

Value	Label	Cases	Percentage
ETUDE DE DEVELOPPEME (SOCIAL SCIENCES)		1	0.1%
ETUDES UNIVERSITAIRES SCIENCE DE L'EDUCATION		1	0.1%
Economie		1	0.1%
FACULTE YA SCIENCES(BIOL CHIMIE ET EDUCATION)		1	0.1%
FACULTY OF RURAL DEVELOPEMEN		1	0.1%
FERIEGE		1	0.1%
FINANCE		3	0.4%
FORMATION D'ANGLAIS DE MATH ET SCIENCE		1	0.1%
FORMATION ENGLISH		1	0.1%
FORMATION MU CYONGEREZA		1	0.1%
FORMATION PEDAGOGIQUE		1	0.1%
FORMATION Y'INDIMI N'IMICUNGIRE Y'IBIGO		1	0.1%
FRANCAIS ,ANC		1	0.1%
FRANCAIS&AN ET EDUCATION MURI UNIVERSITE		1	0.1%
FRENCH ENGLISH AND EDUC		1	0.1%
FRENCH,ENGLI AND EDUCATION		1	0.1%
FRENCH- ENGLISH EDUCATION		1	0.1%
GENIE CIVIL		2	0.3%
GEO HISTOIRE		1	0.1%
GEO HISTORY		1	0.1%
GEO, HISTOIRE		1	0.1%
GEO- HISTOIRE		2	0.3%

**# C040: Field/type of training**

Value	Label	Cases	Percentage
GEOGRAPHIE ET HISTOIRE		1	0.1%
GEOGRAPHIE HISTOIRE		1	0.1%
GEOGRAPHIE, HISTOIRE		1	0.1%
GEOGRAPHIQU NA HISTOIRE		1	0.1%
GEOGRAPHY EDUCATION		1	0.1%
GEOGRAPYET HISTORY ET EDUCATON		1	0.1%
GESTION		4	0.6%
GESTION DES ENTERPRISES		1	0.1%
GESTION DES ENTRE PRISES		1	0.1%
GESTION DES ENTREPRISE		1	0.1%
GESTION DES ENTREPRISES		2	0.3%
GESTION ET INFORMATIQU		1	0.1%
GESTION FINANCIERE		1	0.1%
GESTION INFORMATIQU		1	0.1%
GESTION INFORMATIQU MURI UNIVERSITE		1	0.1%
GESTION: [MANAGEMENT] [ACCOUNTING]		1	0.1%
GUCUNGA UMUTEKANO		1	0.1%
GUFATA NEZA ABANA BAFITE IBIBAZO BITANDUKANY		1	0.1%
GUHUGURWA ICYONGEREZA		2	0.3%
GUHUGURWA MU NDIMI (KINYARWAND ENGLISH		1	0.1%
GUPIMA UBUTAKA (LAND SURVEY)		1	0.1%
GUSOMA NO KWANDIKA		1	0.1%
GUTEKA NEZA		1	0.1%

# C040: Field/type of training

Value	Label	Cases	Percentage
GUTWARA IBINYABIZIGA		1	0.1%
Geographie,Econ et Education		1	0.1%
HEALTH INFORMATICS		1	0.1%
HERMOTHOLOI		1	0.1%
HISTOIRE EDUCATION		1	0.1%
HISTOIRE ET HG GEO		1	0.1%
HISTOIRE NA GEO		1	0.1%
HISTORY AND GEOGRAPHY		1	0.1%
HOTEL&RESTA MANAGEMENT		1	0.1%
HUMAN RESOURCE MANAGEMENT		1	0.1%
HUMAN RESSOURCE AND PERSONNAL MANAGEMENT		1	0.1%
HUMAN RESSOURCE MANAGEMENT		1	0.1%
HUMAN RESSOURCES MANAGEMENT		1	0.1%
I.C.T		1	0.1%
I.C.T COURSE		1	0.1%
IBARURAMARI		1	0.1%
IBIJYANYE N'UBUREZI EDUCATION		1	0.1%
IBIJYANYE NIDI,IVUGABU		1	0.1%
ICT		5	0.7%
ICT,SMASSE		1	0.1%
ICUNGAMARI N'ICUNGA MUTUNGO		1	0.1%
ICUNGAMUTUN		5	0.7%
ICYICIRO CYA2 CYA KAMINUZA MU BUREZI(KIE)		1	0.1%
ICYONGEREZA		12	1.8%
ICYONGEREZA KUKIVUGA NO KUCYANDIKA		1	0.1%



# C040: Field/type of training

Value	Label	Cases	Percentage
ICYONGEREZA NA COMPUTER		1	0.1%
IKORANABUHA COMPUTER&AI NICYONGEREZ.		1	0.1%
IMBONEZAMUE		1	0.1%
IMIBARE NA EDUCATION MURI KIE		1	0.1%
IMIYOBORERE RUSANGE		1	0.1%
IMYIGISHIRIZE MURURIMI RWICYONGERI		1	0.1%
IMYUGA		1	0.1%
INDERABAREZI		1	0.1%
INDIMI		3	0.4%
INDIMI (FRANCAIS,ANG		1	0.1%
INDIMI N'UBUVANGAN		1	0.1%
INDIMI UBUREZI		1	0.1%
INFIRMIERE		1	0.1%
INFORMATION TECHNOLOGIE		1	0.1%
INFORMATIQUI		1	0.1%
INFORMATIQUI DE GESTION		1	0.1%
INFORMATIQUI ET TECHNOLOGIE		1	0.1%
INGENEERING		1	0.1%
INTERNATIONA AGRICULTURE		1	0.1%
INTERPLEN EURSHIP AND ECONOMIES		1	0.1%
IT		1	0.1%
IT(INFORMATIC TECHNOLOGY)		1	0.1%
IYAKURE ANGLAIS,FRAN NA EDUCATION MURI KIE		1	0.1%
IYAKURE PROGRAMME LANGUE		1	0.1%
IYOBOKAMAN,		1	0.1%
Icungamutungo		1	0.1%
Icyongereza		1	0.1%

# C040: Field/type of training

Value	Label	Cases	Percentage
JOURNALISME		1	0.1%
KAMINUZA (LAND & SURVEY)		1	0.1%
KAMINUZA MU ISHAMI RY ICUNGAMU		1	0.1%
KISWAHILI- ENGLISH +EDUCATION		1	0.1%
KUMENYEREZA UMWUGA WO KWIGISHA		1	0.1%
KWA KIRA INDEMBE INKOMERE		1	0.1%
KWANDIKISHA IMASHINI		1	0.1%
KWIGA BIBILIA		1	0.1%
KWIGA BIO,CHIMIE NA EDUCATION MU MASHURI MAKURU		1	0.1%
KWIGA CANDIDAT LIBRE		1	0.1%
KWIGA ECONOMIE		1	0.1%
KWIGA FRENCH ENGLISH EDUC		1	0.1%
KWIGA GUSOMA NO KWANDIKA		2	0.3%
KWIGA IBYA MANAGEMENT		1	0.1%
KWIGA ICYONGEREZA		4	0.6%
KWIGA INDIMI		1	0.1%
KWIGA INDIMI ICYONGEREZA		1	0.1%
KWIGA KAMINUZA MURI KAMINUZA,GE		1	0.1%
KWIGA KWIGISHA MU CYONGEREZA		1	0.1%
KWIGA MURI CONGO(EDUCA		1	0.1%

**# C040: Field/type of training**

Value	Label	Cases	Percentage
KWIGA MURI UNIVERSITY		1	0.1%
KWIGA MURI UNIVERSTITY		1	0.1%
KWIGA NORMALE PRIMAIRE		1	0.1%
KWIGA STATISTIQUE APPLIQUE EN ECONOMIE		1	0.1%
KWIGA TOPOGRAPHIE MURI SECONDAIRE		1	0.1%
KWIGISHA THEOLOGIE		1	0.1%
KWIHUGURA MU KWIGISHA MU CYONGEREZA		1	0.1%
LAND MANAGEMENT		1	0.1%
LAND SURVEY		2	0.3%
LANGUAGE		1	0.1%
LANGUAGE L'ENGLISH FRENCH AND EDUCATION		1	0.1%
LANGUAGES AND EDUCATION		1	0.1%
LANGUE ET LENGUISTIQUE APPLIQUE(ANG		1	0.1%
LANGUE ET LITERATURE		1	0.1%
LANGUE MODERNE		1	0.1%
LANGUES		1	0.1%
LAW		2	0.3%
LEADERSHIP AND MANAGEMENT		1	0.1%
LEANING AND TEACHING IN HIGH EDUCATIOJ		1	0.1%
LETTRE		1	0.1%
LICENCE EN DROIT JUDICIAIRE ET PRIVE		1	0.1%

# C040: Field/type of training

Value	Label	Cases	Percentage
LINGUISTIC AND LITERATURE		1	0.1%
LINUX		1	0.1%
LITERATURE		1	0.1%
LITERATURE IN ENGLISH AND FRENCH		1	0.1%
LITERATURE/ ICYONGEREZA		1	0.1%
LOW		1	0.1%
LOW(unilak)		1	0.1%
MAITRISE MURI B.E.E		1	0.1%
MAITRISE MURI MBA		1	0.1%
MAITRISE MURI TOURISM NA MANAGEMENT		1	0.1%
MANAGEMENT		22	3.2%
MANAGEMENT INFORMATION SYSTEMS		1	0.1%
MANAGEMENT MU MASHURI MAKURU		1	0.1%
MANAGEMENT OF ENTREPRISES		1	0.1%
MANAGEMENT STUDIES		1	0.1%
MANAGEMENT STUDIES		1	0.1%
MANAGEMENT		1	0.1%
MANAGEMENT (COMMUN)		1	0.1%
MANAGEMENT		1	0.1%
MASTASI FINANCIAL AND ACCOUTING		1	0.1%
MASTER IN DEVELOPMENT STUDIES		1	0.1%
MASTER OF BUSINESS ADMNISTRATIC		1	0.1%
MASTER OF COMMUNICATI		1	0.1%
MASTER'S INFORMATION SYSTEME		1	0.1%
MASTER'S RENEUVABLE		1	0.1%

# C040: Field/type of training

Value	Label	Cases	Percentage
ENERGY ENGINEERING			
MASTERS IN BUSINESS ADMINISTRATI		1	0.1%
MASTERS IN BUSINESS ADMNISTRATIC		1	0.1%
MASTERS IN DEVELOPMENT STUDIES		1	0.1%
MASTERS IN ECONOMICS		1	0.1%
MASTERS IN ICT		1	0.1%
MASTERS IN INFORMATION SCIENCES		1	0.1%
MASTERS OF ARTS ECONOMICS		1	0.1%
MASTERS OF PROJECTS		1	0.1%
MASTERS-ADMINISTRATI SCOLAIRE		1	0.1%
MATH PHSIC EDUCATION		1	0.1%
MATH PHYSIQUE EDUC		1	0.1%
MATH PHYSIQUE ET EDUCATION		1	0.1%
MATH-EDUCATIONS		1	0.1%
MATH-PHSIQUE EDUCATION		1	0.1%
MATH-PHYSIQUE		1	0.1%
MATH-PHYSIQUE ET EDUCATION		1	0.1%
MATHS ET PHYSIQUE + EDUCATION MURI KIE		1	0.1%
MBA		1	0.1%
MECANIQUE AUTOMOBILE		2	0.3%
MECHANICAL ENGINEERING		1	0.1%
MEDECINE GENERAL		1	0.1%

# C040: Field/type of training			
Value	Label	Cases	Percentage
METRISE EN MATHEMATIQU		1	0.1%
MODULE SYSTEM INTEGRATION		1	0.1%
MODULE SYSTEM INTEGRATION IN HIGH LEARNING INSTITUTION		1	0.1%
MSC IN WATER RESOURCES AND ENVIROMENTA MANAGEMENT		1	0.1%
MSC IT MASTERS IN INFORMATIQUI TECHNOLOGY		1	0.1%
MU CYONGEREZA		1	0.1%
MU ENGLISH		1	0.1%
MURI ACCOUNTING		1	0.1%
MURI EDUCATION		1	0.1%
Maitrise muri project management		1	0.1%
Management		1	0.1%
NATURAL RESSOURCE		1	0.1%
NDI KWIGA GESTION FINANCIERE ET BANQUAIRE MURI BACC II		1	0.1%
NDIKWIHUGUR MUBIJYANYE NO GUSUDIRA		1	0.1%
NEW GENERATION CONCRETE DEVELOPEMEN		1	0.1%
NI AYUBURYO BWO KWIGISHA		1	0.1%
NORMALE PRIMAIRE		1	0.1%
ONE HEALTH VETERINARY EPIDEMIOLOGY		1	0.1%
PEDAGOGIE		1	0.1%

### # C040: Field/type of training

Value	Label	Cases	Percentage
PEDAGOGIE NA PRATIQUE Y'UBWUBATSI		1	0.1%
PHD		1	0.1%
PHD IN ENTREPRENEU:		1	0.1%
PHD IN FINANCE		1	0.1%
PHD MURI DEMOGRAPHIE		1	0.1%
PHD(PEACE STUDIES)		1	0.1%
PHYCO- PEDAGOGIE		1	0.1%
PHYSICS		2	0.3%
PHYSICS & EDUCATION		1	0.1%
POST DOCTORAT: PSYCHOLOGIE		1	0.1%
POST GRADUATE DIPLOMA IT		1	0.1%
PRIVET SECTOR FEDERATION(P		1	0.1%
PROFAMME TWESE HAMWE		1	0.1%
PROJECT MANAGEMENT		1	0.1%
PSYCHO- PEDAGOGIE		1	0.1%
PSYCHOLOGIE		5	0.7%
PSYCHOLOGIE CHIMIQUE		1	0.1%
PSYCHOLOGIE CLINIQUE		4	0.6%
PSYCHOLOGIE CLNIQUE		1	0.1%
PSYCHOLOGIE MENTALE		1	0.1%
PSYCHOLOGIE PEDAGOGIE		1	0.1%
PSYCHOLOGIE SCIENCE DE LA PAIX		1	0.1%
PUBLIC ADMINISTRATI AND GOOD GOUVERNMENT		1	0.1%
PUBLIC ADMINISTRATI MANAGEMENT		1	0.1%

# C040: Field/type of training

Value	Label	Cases	Percentage
PUBLIC HEALTH		2	0.3%
PUBLIC HEALTH IN EPIDEMIOLOGI AND BIOSTATISTICS		1	0.1%
PUBLIC HEARTH AND HUMAN NUTRUTION		1	0.1%
PUBLIC RELATION		1	0.1%
PYSCHOLOGIE CLINIC		1	0.1%
RELATION INTERNATIONA		1	0.1%
RESEARCH IN FINANCE		1	0.1%
RURAL DEVELOPMENT		3	0.4%
SAGE FEMME		1	0.1%
SANTE COMMUNAUTA		1	0.1%
SANTE COMMUNOTAI		1	0.1%
SANTE PUBLIC		1	0.1%
SANTE PUBLIQUE		2	0.3%
SANTE&GESTIC COMMUNAUTA		1	0.1%
SCHOOL MANAGMENT		1	0.1%
SCIENCE DE L'EDUCATION		1	0.1%
SCIENCE ECONOMIQUE&		1	0.1%
SCIENCE INFIRMIERE UNUERSITE		1	0.1%
SCIENCE POLITIQUE		1	0.1%
SCIENCE SOCIALE		2	0.3%
SCIENCE TECHNIQWE DE DEVELOPPEME		1	0.1%
SCIENCES AND EDUCATION		1	0.1%
SCIENCES DE L'INFORAMATI ET COMMUNICATI		1	0.1%



**# C040: Field/type of training**

Value	Label	Cases	Percentage
SCIENCES ECONOMIQUE		1	0.1%
SCIENCES ECONOMIQUES MANAGEMENT		1	0.1%
SCIENCES PEDAGOGIQUE		1	0.1%
SCIENCES SOCIALE		1	0.1%
SECOND MASTER DEGREE IN MSC INTERNATIONAL BUSINESS		1	0.1%
SM ASS PROJECT		1	0.1%
SOCIAL DEVELOPMENT		1	0.1%
SOCIAL SCIENCCE		1	0.1%
SOCIAL WORK		3	0.4%
SOCIOLOGIE		2	0.3%
SOCIOLOGY		1	0.1%
SOIL EROSION NODELLING		1	0.1%
SOLID WARKS		1	0.1%
SOLID WORK(IKORAN MU GUSHUSHANYA/GUHANGA)		1	0.1%
SOLID WORKS		1	0.1%
SPECIAL NEEDS EDUCATION		1	0.1%
SPORT MINI-VOLLEY BALL		1	0.1%
SSEG SCIENCE SOCIALE ECO-GESTION		1	0.1%
STATISTICS		1	0.1%
STATISTICS APPLIED TO ECONOMIC		1	0.1%
SUSTANABLE ENERGY		1	0.1%
TCT		1	0.1%
THEOLOGIE		2	0.3%
THEOLOGIE PASTORALE		1	0.1%
THEOLOHICAL EDUCATION		1	0.1%
TOPOGRAPHIE		2	0.3%

# C040: Field/type of training

Value	Label	Cases	Percentage
TOPOGRAPHY LAND SURVEY		1	0.1%
TOURISM AND MANAGEMENT		1	0.1%
TOURISME		1	0.1%
TRAINING IN ENGLISH,KWIG MANAGEMENT MURI KAMINUZA		1	0.1%
TRAVAIL SOCIAL		1	0.1%
TRAVEL&TOUR MANAGEMENT		1	0.1%
UBUBAJI		1	0.1%
UBUCUNGAMA DOCTORA		1	0.1%
UBUGANGA		1	0.1%
UBUGANGA +ENGLISH		1	0.1%
UBUKANISHI		1	0.1%
UBUMENYI NIKORANABUI		1	0.1%
UBUREZI		1	0.1%
UBUREZI BWO MU NDIMI		1	0.1%
UBUREZI MU MIBARE N'UBUGENGE		1	0.1%
UBUREZI MURI GEO NA HISTOIRE		1	0.1%
UBUREZI WOMIBARE UBUGENGE		1	0.1%
UBUREZI(PEDA		1	0.1%
UBUZIRANENG BW'IBIRIBWA		1	0.1%
UMUNYESHURI MURI KIE MURI DEPARTEMENT YA MANAGEMENT		1	0.1%
UNIVERSITE(HI GEOGRAPHY)		1	0.1%
URURIMI RW'ICYONGERI		1	0.1%
WATER AND EENVIRONMEN ENGINEERING		1	0.1%
YA ICT,SPORT ,STR PLAN		1	0.1%

# C040: Field/type of training

Value	Label	Cases	Percentage
YAHUGUWE KURI METHODOLOGI YA MATH NA ENGLISH		1	0.1%
YAKOMEJE KWIGA INDIMI KUGIRANGO AZABONE A0		1	0.1%
YAKURIKIRAN ECONOMIE ET GESTION		1	0.1%
YARI MURI ECONOMIE		1	0.1%
YIGA COMMERCE,YA AMAHUGURWA YA SWAHILI		1	0.1%
YIGA ECONOMICS AND MANAGEMENT EDUCATION		1	0.1%
YIGA MURI KAMINUZA MURI MANAGEMENT UNILAK		1	0.1%
YIYANDIKISHI MURI ECONOMIE		1	0.1%
accounting		2	0.3%
agriculture		1	0.1%
amahugurwa ku isomo ry'imibare		1	0.1%
azi kwiga icungamari		1	0.1%
bachelor information technology		1	0.1%
biologie chimie		1	0.1%
communication		1	0.1%
comptabilite muri universite		1	0.1%
education		1	0.1%
education langue		1	0.1%
english training in rwanda		1	0.1%
finance		1	0.1%
gestion and management		1	0.1%
informatique		1	0.1%
kwiga gutwara motto		1	0.1%

### # C040: Field/type of training

Value	Label	Cases	Percentage
kwiga management muri UNR		1	0.1%
kwiga muri kaminuza		1	0.1%
management		2	0.3%
management of education		1	0.1%
master's op public administration		1	0.1%
mecanic engenering		1	0.1%
psychologie clinique		1	0.1%
pyhsics de etat solide		1	0.1%
uburezi muri biology		1	0.1%
yakomeje gukurikirana isomo ry'icyongereza		1	0.1%
yiga finance muri kamunzuza		1	0.1%

*Warning: these figures indicate the number of cases found in the data file. They cannot be interpreted as summary statistics of the population of interest.*

### # C040A: ISCED code

**Information** [Type= discrete] [Format=numeric] [Range= 110-9999] [Missing=\*]

**Statistics [NW/ W]** [Valid=681 /-] [Invalid=2182 /-]

Value	Label	Cases	Percentage
110	Basic general program elementary	2	0.3%
120	Basic general program pre-primary	0	
130	Basic general program primary	1	0.1%
140	Basic general program secondary	0	
150	Basic special program pre-primary	0	
160	Lower secondary	0	
170	Upper secondary	0	
810	Simple and fuctional literacy, numeracy	2	0.3%
910	behavioural capacities	0	
920	Life orientation programmes	0	
930	Mental skills	0	
940	personal organizational capacities	0	
1410	Education science in Curriculum development in non-vocationa	0	
1411	Education science in Educational research	36	5.3%
1412	Education science Testing and measurement	0	
1413	General and specialized teacher training programmes	4	0.6%
1414	teacher trainers and for handicapped children	1	0.1%
1415	Teacher training for adult education	0	
1416	Teacher training for non-vocational subject	56	8.2%

**# C040A: ISCED code**

Value	Label	Cases	Percentage
1417	Teacher training for practical	1	0.1%
1418	Teacher training for pre-school,kindergarten	0	
1419	Teacher training for Primary schools	14	2.1%
1420	Teacher training for vocational	1	0.1%
1421	Other education science	9	1.3%
2100	Fine art and design	3	0.4%
2110	Performing arts	0	
2120	Graphic and audio-visual arts	1	0.1%
2210	archaeology	0	
2211	Child development and child ministry (christian)	0	
2212	Christian ministry	1	0.1%
2213	comparative literature	0	
2214	Divinity (Christian)	0	
2215	English	61	9.0%
2216	ethics	0	
2217	Foreign languages, literature, communication and cultures	39	5.7%
2218	French	0	
2219	History	0	
2220	interpretation and translation	0	
2221	Islam and arabic	0	
2222	linguistics	3	0.4%
2223	Native languages	0	
2225	philosophy	0	
2226	Religion and theology	1	0.1%
2227	Religious Studies	1	0.1%
2228	Shariah	0	
2229	Swahiri	1	0.1%
2230	Theology (Christian)	3	0.4%
2239	Other humanities Not Elsewhere Classified (NEC)	0	
3111	economics	28	4.1%
3112	economic history	0	
3113	political science	1	0.1%
3114	sociology	3	0.4%
3115	demography	1	0.1%
3116	antropology (except physical antropology)	0	
3117	ethnology	0	
3118	futurology	0	
3119	pschology	8	1.2%
3120	geography(except physical geography)	4	0.6%
3121	peace and conflict studies	1	0.1%
3122	human rights	0	
3123	Gender studies	0	
3124	Human sciences	3	0.4%
3125	Social sciences	7	1.0%
3129	Other training in social and behavioural science	0	

**# C040A: ISCED code**

Value	Label	Cases	Percentage
3210	Journalism	2	0.3%
3220	library technician and science	0	
3230	technicians in museums and similar repositories	0	
3240	documentation techniques	0	
3250	archival sciences	0	
3410	accounting	42	6.2%
3411	auditing	1	0.1%
3412	banking	1	0.1%
3413	bookkeeping	0	
3414	Business administration	14	2.1%
3415	Business development	2	0.3%
3416	Community development	3	0.4%
3417	Cooperative management	1	0.1%
3418	Customer care services	0	
3419	Development studies	11	1.6%
3420	Enterprise management	4	0.6%
3421	finance	8	1.2%
3422	institutional administration	2	0.3%
3423	insurance	0	
3424	International business	2	0.3%
3425	Interpreneurship	4	0.6%
3426	investment analysis	0	
3427	management	51	7.5%
3428	marketing	0	
3429	personnel administration	0	
3430	Procurement	0	
3431	Project management	8	1.2%
3432	public administration	6	0.9%
3433	public relations	1	0.1%
3434	real estate	0	
3435	retailing	0	
3436	Rural development	10	1.5%
3437	sales	0	
3438	secretarial and office work	1	0.1%
3439	Supply chain management	0	
3440	International taxation	0	
3449	Other training in business and administration	1	0.1%
3810	history of law	0	
3811	jurisprudence	0	
3812	law(general,international,labour,maritime,etc.)	18	2.6%
3813	local magistrates	0	
3814	notaire	0	
3819	Other low related training	1	0.1%
4100	Mathematics –Physics - Computer Science (MPC)	0	
4101	Mathematics –Chemistry - Biology (MCB)	0	

**# C040A: ISCED code**

Value	Label	Cases	Percentage
4102	Physics- Chemistry-Biology (PCB)	0	
4103	Mathematics-Physics-Geography (MPG)	0	
4104	Physics-Chemistry Mathematics (PCM)	0	
4105	Computer Science-Economics-Mathematics(CEM)	1	0.1%
4106	Mathematics-Economics-Geography (MEG)	1	0.1%
4107	History-Economics-Geography (HEG)	1	0.1%
4109	History-Economics-Literature (HEL)	0	
4110	Literature-Economics-Geography (LEG)	0	
4111	History-Geography –Literature combination (HGL)	7	1.0%
4112	Maths-Physics	5	0.7%
4119	Other combined sciences training	2	0.3%
4210	bacteriology	0	
4211	biochemistry	4	0.6%
4212	biology	3	0.4%
4213	biophysics	0	
4214	botany	0	
4215	entomology	0	
4216	genetics	0	
4217	microbiology	0	
4218	ornithology	0	
4219	toxicology	0	
4220	zoology	0	
4221	Zootechni	0	
4222	Biotechnology	1	0.1%
4239	other allied life sciences excluding clinical and veterinary s	0	
4410	Astronomy and space sciences	0	
4411	Chemistry and other allied subjects	1	0.1%
4412	geology	0	
4413	geophysics	0	
4414	marine science	0	
4415	meteorology and other atmospheric sciences including climati	0	
4416	mineralogy	0	
4417	palaeoecology	0	
4418	physical anthropology	0	
4419	physical geography and other geosciences	1	0.1%
4420	Physics and other allied subjects	4	0.6%
4421	vulcanology	0	
4429	Other Physical sciences related training	0	
4610	actuarial science	0	
4611	Mathematics	4	0.6%
4612	numercial analysis	0	
4613	operations research	0	
4614	statistics and other allied fields	3	0.4%
4810	Computer sciences:	8	1.2%
4811	Computer application programs training	4	0.6%

**# C040A: ISCED code**

Value	Label	Cases	Percentage
4812	Computer hardware related training	1	0.1%
4813	Electronics & computer science	0	
4814	Information communication and technology	20	2.9%
4815	IT management	11	1.6%
4816	Networking related training	0	
4817	Software development training	1	0.1%
5210	Aeronautical engineering	0	
5211	Agricultural Engineering	1	0.1%
5212	Chemical Engineering	0	
5213	Computer engineering	0	
5214	electricity engineering	0	
5215	electronics engineering	1	0.1%
5216	energy and chemical engineering	1	0.1%
5217	engineering drawing	0	
5218	Environmental and Biosystems Engineering	1	0.1%
5219	Fibre Optic Communications, Splicing & Termination	1	0.1%
5220	mechanics engineering	4	0.6%
5221	Medical engeneering	0	
5222	metal work engineering	0	
5223	Software engineering	0	
5224	surveying	6	0.9%
5225	Sustanable energy technology engineering	0	
5226	telecommunication engineering	0	
5227	Electromecanics	0	
5228	Hydraulic\$Pneumatics	0	
5230	Assembling and servicing	0	
5231	Driving	3	0.4%
5232	Electricity	1	0.1%
5233	Electronics	1	0.1%
5234	Fashion Design	0	
5235	General mechanics	1	0.1%
5236	Industrial mechanics	0	
5237	Leatherwork Technology	0	
5238	Metal Processing Technology	0	
5239	Motor Vehicle Mechanics	3	0.4%
5240	Motor vehicle technolgy	0	
5241	Painter and Sign Writer	0	
5242	Plant and Machine Maintenance	0	
5243	Plumbing & Pipe fitting	0	
5244	Pottery	0	
5245	Refrigeration and Air Conditioning	0	
5246	Sheet Metal Working	0	
5247	Welding and metal fabrication	2	0.3%
5248	Automobile electricity	0	
5249	Other craft trainings	1	0.1%



**# C040A: ISCED code**

Value	Label	Cases	Percentage
5410	clothes	1	0.1%
5411	food and drink processing	0	
5412	footwear	0	
5413	leather work	0	
5414	mining and extraction	0	
5415	Other materials(paper,plastic,glass,etc)	0	
5416	textiles	0	
5417	Woodwork	1	0.1%
5810	Architecture and urbanisme	2	0.3%
5811	building	0	
5812	civil engineering	6	0.9%
5813	construction	1	0.1%
5814	Construction Management and surveying	0	
5815	Masonry	1	0.1%
5816	Property valuation	0	
5817	Geotechnics	0	
5819	Engineering, manufacturing and construction Not Elsewhere CI	1	0.1%
6210	Agribusiness	0	
6211	agriculture	3	0.4%
6212	agronomy	0	
6213	animal husbandry	0	
6214	crop and livestock production	0	
6215	Crop science	0	
6216	fisheries	0	
6217	fishery science and technology	0	
6218	Food sciences	0	
6219	forestry and forest product techniques	0	
6220	horticulture and gardening	0	
6221	Irrigation and drainage	0	
6222	natural parks	0	
6223	Soil science	2	0.3%
6224	wildlife	0	
6229	Other Agriculture,forestry and fishery related training	1	0.1%
6410	veterinary assisting	0	
6411	veterinary medecine	1	0.1%
6412	Other veterinary related training	0	
7210	Anaesthesiology	0	
7211	Biomedical and Laboratory sciences	1	0.1%
7212	Clinical Psychology	9	1.3%
7213	Community Medicine	0	
7214	cytology	0	
7215	Dental services	0	
7216	Ear Nose and Throat Surgery (ENT)	0	
7217	Epidemiology and Biostatistics	1	0.1%
7218	Family planing related training	0	

**# C040A: ISCED code**

Value	Label	Cases	Percentage
7219	Food technology and human nutrition	1	0.1%
7220	Health and behavioural sciences	0	
7221	Health policy and management	1	0.1%
7222	HIV related training	3	0.4%
7223	Hospital management	0	
7224	Human anatomy	0	
7225	hygiene	0	
7226	immunilogy and immunoaematology	1	0.1%
7227	Internal medicine	0	
7228	Malaria related training	0	
7229	Medecine	2	0.3%
7230	Medical imaging sciences	0	
7231	Medical services	0	
7232	Medicine and surgery	0	
7233	Mental health/Psychiatry	0	
7234	midwifery	1	0.1%
7235	neurology	0	
7236	Nursing	3	0.4%
7237	nutrition	0	
7238	Obstrics and gynaecology	0	
7239	Opthamology	0	
7240	ophthometry	0	
7241	Orthopaedics	0	
7242	Paediatrics	0	
7243	pathology	0	
7244	pharmacology	0	
7245	Physiology	0	
7246	Physiotherapy	0	
7247	PMTCT and SONI training	0	
7248	prosthetics	0	
7249	Public health	7	1.0%
7250	pyschiatry	0	
7251	Radiology and radiotherapy	0	
7252	rehabilitation	0	
7253	Reproductive health	0	
7254	surgary	0	
7255	therapeutics	0	
7256	Tiberculosis related training	0	
7257	Other health related training	1	0.1%
7258	Cardiology	0	
7259	Dermatology	0	
7610	Social care	4	0.6%
7611	Psychotrauma Management	0	
7612	Social work	5	0.7%
8150	Beauty traitment	0	

# C040A: ISCED code			
Value	Label	Cases	Percentage
8151	cleaning	0	
8152	cosmetic services	0	
8153	domestic science	0	
8154	dry-cleaning	0	
8155	hairdressing	0	
8156	hotel and catering	3	0.4%
8157	Hotel and Restaurant management	1	0.1%
8158	laundry	0	
8159	sports and leisure, physical education	2	0.3%
8160	Travel and tourism Management	4	0.6%
8161	travel, hospitality and tourism	1	0.1%
8169	other personal services	0	
8410	air crew	0	
8411	air traffic control	0	
8412	nautical sciences	0	
8413	postal service	0	
8414	railway operations	0	
8415	road motor vehicle operations	0	
8416	seamanship	0	
8417	ship's officer	0	
8419	Other transport services training	0	
8510	air and water pollution control	1	0.1%
8511	control and protection	0	
8512	environmental conservation	1	0.1%
8513	labour protection and security	0	
8519	Other environment protection training	0	
8610	civil security	1	0.1%
8611	criminology	0	
8612	fire-protection and fire fighting	0	
8613	military	0	
8614	police work and related law enforcement	0	
8615	Protection of property and person	0	
8619	Other security services training	0	
9999	Not known or unspecified	6	0.9%
Sysmiss		2182	

*Warning: these figures indicate the number of cases found in the data file. They cannot be interpreted as summary statistics of the population of interest.*

# ISCED1C040A: ISCED-LEVELC040A			
Information	[Type= discrete] [Format=numeric] [Range= 0-9999] [Missing=*]		
Statistics [NW/ W]	[Valid=681 /-] [Invalid=2182 /-]		
Value	Label	Cases	Percentage
0	General Programes	5	0.7%
1	Education	122	17.9%
2	Humanities and Arts	114	16.7%
3	Social Sciences, Business and Law	250	36.7%

### # ISCED1C040A: ISCED-LEVELC040A

Value	Label	Cases	Percentage
4	Sciences	83	12.2%
5	Engineering ,Manufacturing and Construction	40	5.9%
6	Agriculture	7	1.0%
7	Health and Welfare	40	5.9%
8	Services	14	2.1%
9	Not known or unspecified	4	0.6%
9999		2	0.3%
Sysmiss		2182	

Warning: these figures indicate the number of cases found in the data file. They cannot be interpreted as summary statistics of the population of interest.

### # ISCED2C040A: ISCED -LEVEL2C040A

<b>Information</b>	[Type= discrete] [Format=numeric] [Range= 1-9999] [Missing=*]
<b>Statistics [NW/ W]</b>	[Valid=681 /-] [Invalid=2182 /-]

Value	Label	Cases	Percentage
1	Basic Program	3	0.4%
2	Literacy and Numeracy	2	0.3%
3	Personal development	0	
4	Teacher Training and education Science	122	17.9%
5	Arts	4	0.6%
6	Humanities	110	16.2%
7	Social and Behavioral Science	56	8.2%
8	Journalism and Information	2	0.3%
9	Business and Administration	173	25.4%
10	Law	19	2.8%
11	Combined sciences	17	2.5%
12	Life Sciences	8	1.2%
13	Physical sciences	6	0.9%
14	Mathematics and statistics	7	1.0%
15	Computing	45	6.6%
16	Engineering and Engineering Trades	15	2.2%
17	Technical Vocational Studies	12	1.8%
18	Manufacturing and Processing	2	0.3%
19	Architecture and Building	11	1.6%
20	Agriculture, Forestry and Fishery	6	0.9%
21	Veterinary	1	0.1%
22	Health	31	4.6%
23	Social Services	9	1.3%
24	personal Services	11	1.6%
25	Transport Services	0	
26	Environmental Protection	2	0.3%
27	Security services	1	0.1%
99	Not known or unspecified	4	0.6%
9999		2	0.3%
Sysmiss		2182	

Warning: these figures indicate the number of cases found in the data file. They cannot be interpreted as summary statistics of the population of interest.

<b># C041: Anticipated qualification</b>			
<b>Information</b>		[Type= discrete] [Format=numeric] [Range= 1-99] [Missing=*]	
<b>Statistics [NW/ W]</b>		[Valid=681 /-] [Invalid=2182 /-]	
<b>Value</b>	<b>Label</b>	<b>Cases</b>	<b>Percentage</b>
1	PhD/Doctorate	29	4.3%
2	Masters Degree	75	11.0%
3	Post Graduate Diploma	4	0.6%
4	Bachelors	327	48.0%
5	Diploma level (A1)	79	11.6%
6	Certificate level (TVET)	2	0.3%
7	Secondary-A Level	7	1.0%
9	Missing value	0	
10	None	35	5.1%
11	Other (specify)	3	0.4%
12	Certificate	115	16.9%
99		5	0.7%
Sysmiss		2182	
<i>Warning: these figures indicate the number of cases found in the data file. They cannot be interpreted as summary statistics of the population of interest.</i>			
<b># C041S: Other-Specify</b>			
<b>Information</b>		[Type= discrete] [Format=character] [Missing=*]	
<b>Statistics [NW/ W]</b>		[Valid=3 /-] [Invalid=0 /-]	
<b>Value</b>	<b>Label</b>	<b>Cases</b>	<b>Percentage</b>
POST DOCTORAL FELLOWSHIP		1	33.3%
POST DOCTORAT		1	33.3%
permis definitif		1	33.3%
<i>Warning: these figures indicate the number of cases found in the data file. They cannot be interpreted as summary statistics of the population of interest.</i>			
<b># D010: Have you received any other kind of training since you joined your current employer?</b>			
<b>Information</b>		[Type= discrete] [Format=numeric] [Range= 1-9] [Missing=*]	
<b>Statistics [NW/ W]</b>		[Valid=2861 /-] [Invalid=2 /-]	
<b>Value</b>	<b>Label</b>	<b>Cases</b>	<b>Percentage</b>
1	Yes	1752	61.2%
2	No	1109	38.8%
9	Missing value	0	
Sysmiss		2	
<i>Warning: these figures indicate the number of cases found in the data file. They cannot be interpreted as summary statistics of the population of interest.</i>			
<b># D020: What was the major field of training?</b>			
<b>Information</b>		[Type= discrete] [Format=character] [Missing=*]	
<b>Statistics [NW/ W]</b>		[Valid=1749 /-] [Invalid=0 /-]	
<b># D020A: ISCED</b>			
<b>Information</b>		[Type= discrete] [Format=numeric] [Range= 110-9999] [Missing=*]	
<b>Statistics [NW/ W]</b>		[Valid=1752 /-] [Invalid=1111 /-]	

**# D020A: ISCED**

Value	Label	Cases	Percentage
110	Basic general program elementary	0	
120	Basic general program pre-primary	2	0.1%
130	Basic general program primary	0	
140	Basic general program secondary	1	0.1%
150	Basic special program pre-primary	1	0.1%
160	Lower secondary	0	
170	Upper secondary	1	0.1%
810	Simple and functional literacy, numeracy	0	
910	behavioural capacities	3	0.2%
920	Life orientation programmes	2	0.1%
930	Mental skills	2	0.1%
940	personal organizational capacities	0	
1410	Education science in Curriculum development in non-vocational	14	0.8%
1411	Education science in Educational research	95	5.4%
1412	Education science Testing and measurement	3	0.2%
1413	General and specialized teacher training programmes	105	6.0%
1414	teacher trainers and for handicapped children	6	0.3%
1415	Teacher training for adult education	5	0.3%
1416	Teacher training for non-vocational subject	78	4.5%
1417	Teacher training for practical	10	0.6%
1418	Teacher training for pre-school, kindergarten	0	
1419	Teacher training for Primary schools	27	1.5%
1420	Teacher training for vocational	8	0.5%
1421	Other education science	24	1.4%
2100	Fine art and design	0	
2110	Performing arts	0	
2120	Graphic and audio-visual arts	1	0.1%
2210	archaeology	0	
2211	Child development and child ministry (christian)	0	
2212	Christian ministry	1	0.1%
2213	comparative literature	3	0.2%
2214	Divinity (Christian)	0	
2215	English	645	36.8%
2216	ethics	1	0.1%
2217	Foreign languages, literature, communication and cultures	31	1.8%
2218	French	4	0.2%
2219	History	2	0.1%
2220	interpretation and translation	0	
2221	Islam and arabic	0	
2222	linguistics	0	
2223	Native languages	0	
2225	philosophy	0	
2226	Religion and theology	2	0.1%
2227	Religious Studies	4	0.2%
2228	Shariah	0	

**# D020A: ISCED**

<b>Value</b>	<b>Label</b>	<b>Cases</b>	<b>Percentage</b>
2229	Swahiri	0	
2230	Theology (Christian)	1	0.1%
2239	Other humanities Not Elsewhere Classified (NEC)	1	0.1%
3111	economics	0	
3112	economic history	0	
3113	political science	3	0.2%
3114	sociology	1	0.1%
3115	demography	0	
3116	antropology (except physical antropology)	0	
3117	ethnology	0	
3118	futurology	0	
3119	pschology	4	0.2%
3120	geography(except physical geography)	3	0.2%
3121	peace and conflict studies	3	0.2%
3122	human rights	5	0.3%
3123	Gender studies	3	0.2%
3124	Human sciences	0	
3125	Social sciences	8	0.5%
3129	Other training in social and behavioural science	5	0.3%
3210	Journalism	1	0.1%
3220	library technician and science	2	0.1%
3230	technicians in museums and similar repositories	0	
3240	documentation techniques	1	0.1%
3250	archival sciences	1	0.1%
3410	accounting	14	0.8%
3411	auditing	1	0.1%
3412	banking	0	
3413	bookkeeping	0	
3414	Business administration	2	0.1%
3415	Business development	0	
3416	Community development	1	0.1%
3417	Cooperative management	0	
3418	Customer care services	3	0.2%
3419	Development studies	3	0.2%
3420	Enterprise management	3	0.2%
3421	finance	3	0.2%
3422	institutional administration	9	0.5%
3423	insurance	3	0.2%
3424	International business	1	0.1%
3425	Interprenership	16	0.9%
3426	investment analysis	0	
3427	management	71	4.1%
3428	marketing	2	0.1%
3429	personnel administration	5	0.3%
3430	Procurement	4	0.2%

**# D020A: ISCED**

Value	Label	Cases	Percentage
3431	Project management	3	0.2%
3432	public administration	4	0.2%
3433	public relations	0	
3434	real estate	0	
3435	retailing	0	
3436	Rural development	0	
3437	sales	0	
3438	secretarial and office work	9	0.5%
3439	Supply chain management	0	
3440	International taxation	1	0.1%
3449	Other training in business and administration	1	0.1%
3810	history of law	0	
3811	jurisprudence	0	
3812	law(general,international,labour,maritime,etc.)	6	0.3%
3813	local magistrates	0	
3814	notaire	1	0.1%
3819	Other low related training	2	0.1%
4100	Mathematics –Physics - Computer Science (MPC)	1	0.1%
4101	Mathematics –Chemistry - Biology (MCB)	2	0.1%
4102	Physics- Chemistry-Biology (PCB)	0	
4103	Mathematics-Physics-Geography (MPG)	0	
4104	Physics-Chemistry Mathematics (PCM)	3	0.2%
4105	Computer Science-Economics-Mathematics(CEM)	1	0.1%
4106	Mathematics-Economics-Geography (MEG)	0	
4107	History-Economics-Geography (HEG)	0	
4109	History-Economics-Literature (HEL)	0	
4110	Literature-Economics-Geography (LEG)	0	
4111	History-Geography –Literature combination (HGL)	1	0.1%
4112	Maths-Physics	4	0.2%
4119	Other combined sciences training	5	0.3%
4210	bacteriology	0	
4211	biochemistry	4	0.2%
4212	biology	6	0.3%
4213	biophysics	1	0.1%
4214	botany	1	0.1%
4215	entomology	0	
4216	genetics	0	
4217	microbiology	0	
4218	ornithology	0	
4219	toxicology	0	
4220	zoology	0	
4221	Zootechni	1	0.1%
4222	Biotechnology	1	0.1%
4239	other allied life sciences excluding clinical and veterinary s	0	
4410	Astronomy and space sciences	0	



**# D020A: ISCED**

Value	Label	Cases	Percentage
4411	Chemistry and other allied subjects	9	0.5%
4412	geology	0	
4413	geophysics	0	
4414	marine science	0	
4415	meteorology and other atmospheric sciences including climati	2	0.1%
4416	mineralogy	0	
4417	palaeoecology	0	
4418	physical anthropology	0	
4419	physical geography and other geosciences	0	
4420	Physics and other allied subjects	13	0.7%
4421	vulcanology	0	
4429	Other Physical sciences related training	0	
4610	actuarial science	2	0.1%
4611	Mathematics	23	1.3%
4612	numercal analysis	1	0.1%
4613	operations research	2	0.1%
4614	statistics and other allied fields	3	0.2%
4810	Computer sciences:	29	1.7%
4811	Computer application programs training	16	0.9%
4812	Computer hardware related training	5	0.3%
4813	Electronics & computer science	3	0.2%
4814	Information communication and technology	70	4.0%
4815	IT management	9	0.5%
4816	Networking related training	2	0.1%
4817	Software development training	6	0.3%
5210	Aeronautical enginneering	0	
5211	Agricultural Engineering	0	
5212	Chemical Engineering	0	
5213	Computer engineering	0	
5214	elecricity engineering	2	0.1%
5215	electronics engineering	1	0.1%
5216	energy and chemical engineering	0	
5217	engineering drawing	0	
5218	Environmental and Biosystems Engineering	2	0.1%
5219	Fibre Optic Communications, Splicing & Termination	1	0.1%
5220	mechanics engineering	1	0.1%
5221	Medical engeneering	0	
5222	metal work engineering	0	
5223	Software engineering	0	
5224	surveying	2	0.1%
5225	Sustanable energy technology engineering	0	
5226	telecommunication engineering	2	0.1%
5227	Electromecanics	0	
5228	Hydraulic\$Pneumatics	2	0.1%
5230	Assembling and servicing	0	

**# D020A: ISCED**

<b>Value</b>	<b>Label</b>	<b>Cases</b>	<b>Percentage</b>
5231	Driving	1	0.1%
5232	Electricity	9	0.5%
5233	Electronics	7	0.4%
5234	Fashion Design	1	0.1%
5235	General mechanics	4	0.2%
5236	Industrial mechanics	0	
5237	Leatherwork Technology	0	
5238	Metal Processing Technology	1	0.1%
5239	Motor Vehicle Mechanics	7	0.4%
5240	Motor vehicle technolgy	3	0.2%
5241	Painter and Sign Writer	0	
5242	Plant and Machine Maintenance	0	
5243	Plumbing & Pipe fitting	3	0.2%
5244	Pottery	0	
5245	Refrigeration and Air Conditioning	0	
5246	Sheet Metal Working	0	
5247	Welding and metal fabrication	1	0.1%
5248	Automobile electricity	0	
5249	Other craft trainings	1	0.1%
5410	clothes	1	0.1%
5411	food and drink processing	1	0.1%
5412	footwear	0	
5413	leather work	0	
5414	mining and extraction	0	
5415	Other materials(paper,plastic,glass,etc)	0	
5416	textiles	0	
5417	Woodwork	2	0.1%
5810	Architecture and urbanisme	1	0.1%
5811	building	1	0.1%
5812	civil engineering	2	0.1%
5813	construction	5	0.3%
5814	Construction Management and surveying	0	
5815	Masonry	1	0.1%
5816	Property valuation	0	
5817	Geotechnics	0	
5819	Engineering, manufacturing and construction Not Elsewhere Cl	0	
6210	Agribusiness	0	
6211	agriculture	5	0.3%
6212	agronomy	0	
6213	animal husbandry	1	0.1%
6214	crop and livestock production	5	0.3%
6215	Crop science	0	
6216	fisheries	0	
6217	fishery science and technology	0	
6218	Food sciences	0	

**# D020A: ISCED**

<b>Value</b>	<b>Label</b>	<b>Cases</b>	<b>Percentage</b>
6219	forestry and forest product techniques	0	
6220	horticulture and gardening	3	0.2%
6221	Irrigation and drainage	1	0.1%
6222	natural parks	0	
6223	Soil science	0	
6224	wildlife	0	
6229	Other Agriculture,forestry and fishery related training	1	0.1%
6410	veterinary assisting	1	0.1%
6411	veterinary medecine	2	0.1%
6412	Other veterinary related training	1	0.1%
7210	Anaesthesiology	0	
7211	Biomedical and Laboratory sciences	4	0.2%
7212	Clinical Psychology	1	0.1%
7213	Community Medicine	0	
7214	cytology	0	
7215	Dental services	1	0.1%
7216	Ear Nose and Throat Surgery (ENT)	0	
7217	Epidemiology and Biostatistics	1	0.1%
7218	Family planing related training	0	
7219	Food technology and human nutrition	2	0.1%
7220	Health and behavioural sciences	0	
7221	Health policy and management	1	0.1%
7222	HIV related training	13	0.7%
7223	Hospital management	0	
7224	Human anatomy	1	0.1%
7225	hygiene	0	
7226	immunilogy and immunoaematology	0	
7227	Internal medicine	0	
7228	Malaria related training	0	
7229	Medecine	0	
7230	Medical imaging sciences	0	
7231	Medical services	2	0.1%
7232	Medicine and surgery	0	
7233	Mental health/Psychiatry	0	
7234	midwifery	0	
7235	neurology	0	
7236	Nursing	3	0.2%
7237	nutrition	2	0.1%
7238	Obstrics and gynaecology	3	0.2%
7239	Opthamology	0	
7240	ophometry	0	
7241	Orthopaedics	0	
7242	Paediatrics	0	
7243	pathology	0	
7244	pharmacology	0	

**# D020A: ISCED**

Value	Label	Cases	Percentage
7245	Physiology	0	
7246	Physiotherapy	0	
7247	PMTCT and SONI training	2	0.1%
7248	prosthetics	0	
7249	Public health	0	
7250	pyschiatry	0	
7251	Radiology and radiotherapy	0	
7252	rehabilitation	1	0.1%
7253	Reproductive health	1	0.1%
7254	surgary	2	0.1%
7255	therapeutics	0	
7256	Tiberculosis related training	1	0.1%
7257	Other health related training	3	0.2%
7258	Cardiology	0	
7259	Dermatology	0	
7610	Social care	21	1.2%
7611	Psychotrauma Management	5	0.3%
7612	Social work	8	0.5%
8150	Beauty traitment	0	
8151	cleaning	4	0.2%
8152	cosmetic services	0	
8153	domestic science	0	
8154	dry-cleaning	0	
8155	hairdressing	3	0.2%
8156	hotel and catering	17	1.0%
8157	Hotel and Restaurant management	0	
8158	laundry	0	
8159	sports and leisure, physical education	5	0.3%
8160	Travel and tourism Management	0	
8161	travel, hospitality and tourism	0	
8169	other personal services	1	0.1%
8410	air crew	0	
8411	air traffic control	0	
8412	nautical sciences	0	
8413	postal service	0	
8414	railway operations	0	
8415	road motor vehicle operations	0	
8416	seamanship	0	
8417	ship's officer	0	
8419	Other transport services training	0	
8510	air and water pollution control	0	
8511	control and protetion	1	0.1%
8512	environmental conservation	0	
8513	labour protection and security	0	
8519	Other environment protection training	0	

### # D020A: ISCED

Value	Label	Cases	Percentage
8610	civil security	9	0.5%
8611	criminology	0	
8612	fire-protection and fire fighting	0	
8613	military	0	
8614	police work and related law enforcement	0	
8615	Protection of property and person	5	0.3%
8619	Other security services training	5	0.3%
9999	Not known or unspecified	22	1.3%
Sysmiss		1111	

Warning: these figures indicate the number of cases found in the data file. They cannot be interpreted as summary statistics of the population of interest.

### # ISCED1D020A: ISCED-LEVELD020A

<b>Information</b>	[Type= discrete] [Format=numeric] [Range= 0-9999] [Missing=*]
<b>Statistics [NW/ W]</b>	[Valid=1752 /-] [Invalid=1111 /-]

Value	Label	Cases	Percentage
0	General Programes	12	0.7%
1	Education	375	21.4%
2	Humanities and Arts	696	39.7%
3	Social Sciences, Business and Law	208	11.9%
4	Sciences	226	12.9%
5	Engineering ,Manufacturing and Construction	65	3.7%
6	Agriculture	20	1.1%
7	Health and Welfare	78	4.5%
8	Services	50	2.9%
9	Not known or unspecified	20	1.1%
9999		2	0.1%
Sysmiss		1111	

Warning: these figures indicate the number of cases found in the data file. They cannot be interpreted as summary statistics of the population of interest.

### # ISCED2D020A: ISCED -LEVEL2D020A

<b>Information</b>	[Type= discrete] [Format=numeric] [Range= 1-9999] [Missing=*]
<b>Statistics [NW/ W]</b>	[Valid=1752 /-] [Invalid=1111 /-]

Value	Label	Cases	Percentage
1	Basic Program	5	0.3%
2	Literacy and Numeracy	0	
3	Personal development	7	0.4%
4	Teacher Training and education Science	375	21.4%
5	Arts	1	0.1%
6	Humanities	695	39.7%
7	Social and Behavioral Science	35	2.0%
8	Journalism and Information	5	0.3%
9	Business and Administration	159	9.1%
10	Law	9	0.5%
11	Combined sciences	17	1.0%
12	Life Sciences	14	0.8%
13	Physical sciences	24	1.4%

### # ISCED2D020A: ISCED -LEVEL2D020A

Value	Label	Cases	Percentage
14	Mathematics and statistics	31	1.8%
15	Computing	140	8.0%
16	Engineering and Engineering Trades	13	0.7%
17	Technical Vocational Studies	38	2.2%
18	Manufacturing and Processing	4	0.2%
19	Architecture and Building	10	0.6%
20	Agriculture, Forestry and Fishery	16	0.9%
21	Veterinary	4	0.2%
22	Health	44	2.5%
23	Social Services	34	1.9%
24	personal Services	30	1.7%
25	Transport Services	0	
26	Environmental Protection	1	0.1%
27	Security services	19	1.1%
99	Not known or unspecified	20	1.1%
9999		2	0.1%
Sysmiss		1111	

Warning: these figures indicate the number of cases found in the data file. They cannot be interpreted as summary statistics of the population of interest.

### # D030: Year of Training

<b>Information</b>	[Type= continuous] [Format=numeric] [Range= 1990-9999] [Missing=*]
<b>Statistics [NW/ W]</b>	[Valid=1752 /-] [Invalid=1111 /-] [Mean=2119.289 /-] [StdDev=928.899 /-]

### # D040: What was the mean of training?

<b>Information</b>	[Type= discrete] [Format=numeric] [Range= 1-9] [Missing=*]
<b>Statistics [NW/ W]</b>	[Valid=1752 /-] [Invalid=1111 /-]

Value	Label	Cases	Percentage
1	Apprenticeship	366	20.9%
2	Formal training institution	416	23.7%
3	On the Job	923	52.7%
4	Other (specify )	45	2.6%
9	Missing value	2	0.1%
Sysmiss		1111	

Warning: these figures indicate the number of cases found in the data file. They cannot be interpreted as summary statistics of the population of interest.

### # D040S: Other-Specify

<b>Information</b>	[Type= discrete] [Format=character] [Missing=*]
<b>Statistics [NW/ W]</b>	[Valid=44 /-] [Invalid=0 /-]

Value	Label	Cases	Percentage
ABARIMU BABASANGAG/ KU MURENGE		1	2.3%
AMAHUGURW/ YA MINISTERE Y'UBUR		4	9.1%
		1	2.3%

# D040S: Other-Specify

Value	Label	Cases	Percentage
BAGIYE GUHUGURIRWA/ KU KIGO CYA		1	2.3%
BAHUGURAGA LECTEUR		1	2.3%
BAHUGURIWE MU KIGO I MUSANZE		1	2.3%
BAHUGURWAG MURWEGO RW'AKARERE		1	2.3%
BAHURIRA MU KIGO CY'IRUTENDER		1	2.3%
BAHURIZWAGA/ HAMWE		1	2.3%
BATERANIRA KU CYIGO CY'INDERAB		1	2.3%
BWO GUFASHA ABANTU		1	2.3%
CENTRE DE FORMATION NYAMASHEKE		1	2.3%
Commission y'uburenganira		1	2.3%
GAHUNDA YA LETA MINEDUC/ VACANC		1	2.3%
GAHUNDA YA LETA YO GUHUGURA		1	2.3%
GUHUGURIRA ABARIMU HAMWE		1	2.3%
GUHUGURIRWA/ KUKINDI KIGO		1	2.3%
GUHURIZWA HANZE Y'IKIGO		1	2.3%
GUKOMEZA AMASHURE HANZE Y'IGIH		1	2.3%
GUSHYIRWA HAMWE BAKAB.UBAHU		1	2.3%
KU KIGO CYA PRIMAIRE		1	2.3%
KU MURENGE		1	2.3%
KUBOHEREZA UBAHUGURA MU KIRUHU		1	2.3%

### # D040S: Other-Specify

Value	Label	Cases	Percentage
KUJYANWA MU KINDI KIGO		1	2.3%
KUMENYA KWIFATIRA IBYEMEZO		1	2.3%
KWIGA COMPUTER		1	2.3%
KWIGISHWA UKO BIGISHA		1	2.3%
KWIHUGURA MU KIRUHUKO		1	2.3%
Kongererwa ubumenyi mu kwita		1	2.3%
LETA YOHEREZA UHUGURA		1	2.3%
MU KARERE N'INTUMWA ZA MINEDUC		1	2.3%
MU KIGO CYA PRIMAIRE YA NGANGE		1	2.3%
MU KINDI KIGO CYAKODESHEJ		1	2.3%
MU KWITEZA IMBERE		1	2.3%
Top Tower Hotel/KIGALI		1	2.3%
UBURYO BW'INYANGAM		1	2.3%
YAHUGURIWE MURI EP MUSANZE 2		1	2.3%
YAHUGURIWE MURI GS MUSANZE 1		1	2.3%
YATANZWE MU KIRUHUKO		1	2.3%
YATANZWE MUKIRUHUKO		1	2.3%
YATANZWE NAMINISITERI Y'UBUREZ		1	2.3%

*Warning: these figures indicate the number of cases found in the data file. They cannot be interpreted as summary statistics of the population of interest.*

### # D050: Duration in months

<b>Information</b>	[Type= continuous] [Format=numeric] [Range= 0-34] [Missing=*]
<b>Statistics [NW/ W]</b>	[Valid=1752 /-] [Invalid=1111 /-] [Mean=1.119 /-] [StdDev=2.325 /-]

### # D060: What is your qualification from the additional training?

<b>Information</b>	[Type= discrete] [Format=numeric] [Range= 1-99] [Missing=*]
--------------------	---



### # D060: What is your qualification from the additional training?

Statistics [NW/ W] [Valid=1752 /-] [Invalid=1111 /-]

Value	Label	Cases	Percentage
1	PhD/Doctorate	0	
2	Masters Degree	3	0.2%
3	Post Graduate Diploma	2	0.1%
4	Bachelors	0	
5	Diploma level (A1)	0	
6	Certificate level (TVET)	0	
7	Secondary-A Level	0	
10	None	1000	57.1%
11	Other (specify)	6	0.3%
12	Certificate	741	42.3%
99	Missing value	0	
Sysmiss		1111	

Warning: these figures indicate the number of cases found in the data file. They cannot be interpreted as summary statistics of the population of interest.

### # D060S: Other-Specify

Information [Type= discrete] [Format=character] [Missing=\*]

Statistics [NW/ W] [Valid=6 /-] [Invalid=0 /-]

Value	Label	Cases	Percentage
21UBUMENYI MURI ENGLISH		1	16.7%
BAZABAHA CERTIFICA		1	16.7%
NTAYO,AMAHU NTARARANGIR		1	16.7%
PERIMIS YA KATEGORI C		1	16.7%
POST DOCTORATE CERTIFICATE		1	16.7%
SINZI NIBA TUZAYIBONA(C		1	16.7%

Warning: these figures indicate the number of cases found in the data file. They cannot be interpreted as summary statistics of the population of interest.

### # D070: Where were you trained?

Information [Type= discrete] [Format=numeric] [Range= 1-9] [Missing=\*]

Statistics [NW/ W] [Valid=1752 /-] [Invalid=1111 /-]

Value	Label	Cases	Percentage
1	Rwanda	1687	96.3%
2	Other EAC countries	18	1.0%
3	Rest of Africa	17	1.0%
4	Europe	15	0.9%
5	Americas	1	0.1%
6	Asia	13	0.7%
7	Oceania	0	
9	Missing value	1	0.1%
Sysmiss		1111	

<b># D070: Where were you trained?</b>			
<i>Warning: these figures indicate the number of cases found in the data file. They cannot be interpreted as summary statistics of the population of interest.</i>			
<b># D071: Did that training improve your performance?</b>			
<b>Information</b>	[Type= discrete] [Format=numeric] [Range= 1-9] [Missing=*]		
<b>Statistics [NW/ W]</b>	[Valid=1752 /-] [Invalid=1111 /-]		
<b>Value</b>	<b>Label</b>	<b>Cases</b>	<b>Percentage</b>
1	Yes	1684	96.1%
2	No	66	3.8%
9	Missing value	2	0.1%
System		1111	
<i>Warning: these figures indicate the number of cases found in the data file. They cannot be interpreted as summary statistics of the population of interest.</i>			
<b># D072: If you did not take part in any training, please indicate why.</b>			
<b>Information</b>	[Type= discrete] [Format=numeric] [Range= 1-9] [Missing=*]		
<b>Statistics [NW/ W]</b>	[Valid=1109 /-] [Invalid=1754 /-]		
<b>Value</b>	<b>Label</b>	<b>Cases</b>	<b>Percentage</b>
1	No training policy	65	5.9%
2	No training for my job profile	306	27.6%
3	Not offered to me personally	609	54.9%
4	Offered to me, but refused	17	1.5%
5	No need	43	3.9%
6	Other (specify)	69	6.2%
9	Missing value	0	
System		1754	
<i>Warning: these figures indicate the number of cases found in the data file. They cannot be interpreted as summary statistics of the population of interest.</i>			
<b># D072S: Other-Specify</b>			
<b>Information</b>	[Type= discrete] [Format=character] [Missing=*]		
<b>Statistics [NW/ W]</b>	[Valid=69 /-] [Invalid=0 /-]		
<b>Value</b>	<b>Label</b>	<b>Cases</b>	<b>Percentage</b>
ABONEKA AJYANYE N'IBYO YIZE		1	1.4%
AGIRA AKAZI KENSHI		1	1.4%
AHAMAZE IGIHE GITO		1	1.4%
AMAHUGURWA ATANGWA MUKIRUHUKO		1	1.4%
AMAZE IGIHE GITO		2	2.9%
ATANGIYE VUBA		1	1.4%
AZAMARA IGIHE GITO		1	1.4%
BABASEZERAN KO BAZABAHA AM		1	1.4%

# D072S: Other-Specify

Value	Label	Cases	Percentage
BAYAKORA MU BYICIRO		1	1.4%
DUE TO REGISTER NEXT MONTH		1	1.4%
HATANZWE AMAHUGURWA/ YA ANTISID		1	1.4%
I GOT HERE TOO SOON		1	1.4%
IGIHE AMAZE NTAYARATEGU		1	1.4%
IGIHE GITO AMAZE MUKIGO		1	1.4%
IGIHE NTIKIRAGERA		2	2.9%
IKIGO CYIMARI GISHYASHYA		1	1.4%
IKIGO KIRAKENNYE		1	1.4%
IMPAMVU Z'AKAZI		1	1.4%
Igihe cye ntikiragera		1	1.4%
KUVA ATANGIYE AKAZI NTAYABAYE		1	1.4%
KUVA NAHAGERA NTAYARABAHU		1	1.4%
MAZE IGIHE GITO		2	2.9%
MWAKA W'AMASHURI YISUMBUYE		1	1.4%
NDACYARI MU ISHURI		1	1.4%
NDI MUSHYA MUKAZI		1	1.4%
NI MUSHYA KUKIGO		1	1.4%
NI MUSHYA MU KIGO		1	1.4%
NI MUSHYASHYA		1	1.4%
NIBWO AKINJIRA MU KAZI NIMUSHY		1	1.4%
NIBWO NGITANGIRA		1	1.4%

# D072S: Other-Specify

Value	Label	Cases	Percentage
NIBWO NGITANGIRA AKAZI		1	1.4%
NIMUSHYASHY KUKIGO		1	1.4%
NIYO AGITANGIRA AKAZI		1	1.4%
NO TIME		1	1.4%
NTA BUSHOBOZI IKIGO CYAGIZE		1	1.4%
NTA BUSHOBOZI IKIGO GIFITE		1	1.4%
NTA MAFARANG YABONETSE YO GUKO		1	1.4%
NTA MAFARANGA YO GUHUGURWA		1	1.4%
NTA YARI YABAHO KUWA NAHAGERA		1	1.4%
NTABIZI		1	1.4%
NTABWO ABIZI		1	1.4%
NTABWO AZ'IMPAMVU		1	1.4%
NTABWO AZI IMPAMVU		1	1.4%
NTABWO IGIHE KIRAGERA		1	1.4%
NTABYO AZI		1	1.4%
NTARAGERWA		1	1.4%
NTAYARABA KUVA NAGERA MUKIGO		1	1.4%
NTAYIGEZA IBAHO KUBAKOZI BOSE		1	1.4%
NTAZI IMPAMVU BATAYAMUHA		1	1.4%
NTAZIMPAMVU BATAYAMUHA		1	1.4%
NTIYARIBWAT. AKAZI		1	1.4%

<b># D072S: Other-Specify</b>			
<b>Value</b>	<b>Label</b>	<b>Cases</b>	<b>Percentage</b>
NYATEGEREJE MUBIRUHU BIKURU		1	1.4%
SHE DOES NOT KNOW WHY		1	1.4%
SINABONETSE		1	1.4%
UBURWAYI		1	1.4%
YABAY MFIT IKIBAZO MU MURYANGO		1	1.4%
YARARI KWIGISHA		1	1.4%
YARI MURI UMUNYESHULI		1	1.4%
YATANGIYE MU GIHEMBWE HAGATI		1	1.4%
YATANZWE ATARATANGIR AKAZI		1	1.4%
YATINZE KUBIMENYA ABIMENYA BIR		1	1.4%
YATWANZWE RWAYE		1	1.4%
ahatangiye vuba		1	1.4%
ntagihe arahamara		1	1.4%
yari kwishuri		1	1.4%
yatonzwe ndwayo		1	1.4%
<i>Warning: these figures indicate the number of cases found in the data file. They cannot be interpreted as summary statistics of the population of interest.</i>			
<b># D073: Are employees involved in designing training plans?</b>			
<b>Information</b>	[Type= discrete] [Format=numeric] [Range= 1-9] [Missing=*]		
<b>Statistics [NW/ W]</b>	[Valid=2863 /-] [Invalid=0 /-]		
<b>Value</b>	<b>Label</b>	<b>Cases</b>	<b>Percentage</b>
1	Yes	800	27.9%
2	No	2057	71.8%
9	Missing value	6	0.2%
<i>Warning: these figures indicate the number of cases found in the data file. They cannot be interpreted as summary statistics of the population of interest.</i>			
<b># D080: Do you need any specific skills to improve your performance at your current job?</b>			
<b>Information</b>	[Type= discrete] [Format=numeric] [Range= 1-9] [Missing=*]		
<b>Statistics [NW/ W]</b>	[Valid=2863 /-] [Invalid=0 /-]		
<b>Value</b>	<b>Label</b>	<b>Cases</b>	<b>Percentage</b>
1	Yes	2491	87.0%
2	No	370	12.9%
9	Missing value	2	0.1%

## # D080: Do you need any specific skills to improve your performance at your current job?

Warning: these figures indicate the number of cases found in the data file. They cannot be interpreted as summary statistics of the population of interest.

## # D090: In which area do you need specific skills?

**Information** [Type= discrete] [Format=character] [Missing=\*]

**Statistics [NW/ W]** [Valid=2485 /-] [Invalid=0 /-]

## # D090A: ISCED Code

**Information** [Type= discrete] [Format=numeric] [Range= 110-9999] [Missing=\*]

**Statistics [NW/ W]** [Valid=2491 /-] [Invalid=372 /-]

Value	Label	Cases	Percentage
110	Basic general program elementary	3	0.1%
120	Basic general program pre-primary	1	0.0%
130	Basic general program primary	1	0.0%
140	Basic general program secondary	0	
150	Basic special program pre-primary	0	
160	Lower secondary	0	
170	Upper secondary	1	0.0%
810	Simple and fuctional literacy, numeracy	2	0.1%
910	behavioural capacities	0	
920	Life orientation programmes	1	0.0%
930	Mental skills	0	
940	personal organizational capacities	0	
1410	Education science in Curriculum development in non-vocational	2	0.1%
1411	Education science in Educational research	217	8.7%
1412	Education science Testing and measurement	1	0.0%
1413	General and specialized teacher training programmes	75	3.0%
1414	teacher trainers and for handicapped children	2	0.1%
1415	Teacher training for adult education	2	0.1%
1416	Teacher training for non-vocational subject	99	4.0%
1417	Teacher training for practical	5	0.2%
1418	Teacher training for pre-school,kindergarten	1	0.0%
1419	Teacher training for Primary schools	50	2.0%
1420	Teacher training for vocational	15	0.6%
1421	Other education science	10	0.4%
2100	Fine art and design	2	0.1%
2110	Performing arts	0	
2120	Graphic and audio-visual arts	3	0.1%
2210	archaeology	1	0.0%
2211	Child development and child ministry (christian)	0	
2212	Christian ministry	0	
2213	comparative literature	2	0.1%
2214	Divinity (Christian)	2	0.1%
2215	English	337	13.5%
2216	ethics	1	0.0%
2217	Foreign languages, literature, communication and cultures	123	4.9%
2218	French	2	0.1%
2219	History	12	0.5%

**# D090A: ISCED Code**

Value	Label	Cases	Percentage
2220	interpretation and translation	0	
2221	Islam and arabic	1	0.0%
2222	linguistics	5	0.2%
2223	Native languages	4	0.2%
2225	philosophy	1	0.0%
2226	Religion and theology	0	
2227	Religious Studies	0	
2228	Shariah	0	
2229	Swahiri	2	0.1%
2230	Theology (Christian)	1	0.0%
2239	Other humanities Not Elsewhere Classified (NEC)	1	0.0%
3111	economics	33	1.3%
3112	economic history	0	
3113	political science	1	0.0%
3114	sociology	9	0.4%
3115	demography	3	0.1%
3116	antropology (except physical antropology)	3	0.1%
3117	ethnology	0	
3118	futurology	0	
3119	pschology	29	1.2%
3120	geography(except physical geography)	18	0.7%
3121	peace and conflict studies	1	0.0%
3122	human rights	1	0.0%
3123	Gender studies	2	0.1%
3124	Human sciences	3	0.1%
3125	Social sciences	18	0.7%
3129	Other training in social and behavioural science	0	
3210	Journalism	2	0.1%
3220	library technician and science	7	0.3%
3230	technicians in museums and similar repositories	0	
3240	documentation techniques	2	0.1%
3250	archival sciences	1	0.0%
3410	accounting	79	3.2%
3411	auditing	2	0.1%
3412	banking	2	0.1%
3413	bookkeeping	0	
3414	Business administration	9	0.4%
3415	Business development	6	0.2%
3416	Community development	2	0.1%
3417	Cooperative management	0	
3418	Customer care services	3	0.1%
3419	Development studies	5	0.2%
3420	Enterprise management	0	
3421	finance	8	0.3%
3422	institutional administration	8	0.3%

**# D090A: ISCED Code**

Value	Label	Cases	Percentage
3423	insurance	1	0.0%
3424	International business	0	
3425	Interpretnership	19	0.8%
3426	investment analysis	0	
3427	management	81	3.3%
3428	marketing	4	0.2%
3429	personnel administration	12	0.5%
3430	Procurement	5	0.2%
3431	Project management	10	0.4%
3432	public administration	10	0.4%
3433	public relations	3	0.1%
3434	real estate	0	
3435	retailing	1	0.0%
3436	Rural development	3	0.1%
3437	sales	0	
3438	secretarial and office work	18	0.7%
3439	Supply chain management	0	
3440	International taxation	0	
3449	Other training in business and administration	3	0.1%
3810	history of law	2	0.1%
3811	jurisprudence	0	
3812	law(general,international,labour,maritime,etc.)	18	0.7%
3813	local magistrates	0	
3814	notaire	0	
3819	Other low related training	2	0.1%
4100	Mathematics –Physics - Computer Science (MPC)	0	
4101	Mathematics –Chemistry - Biology (MCB)	1	0.0%
4102	Physics- Chemistry-Biology (PCB)	2	0.1%
4103	Mathematics-Physics-Geography (MPG)	0	
4104	Physics-Chemistry Mathematics (PCM)	1	0.0%
4105	Computer Science-Economics-Mathematics(CEM)	1	0.0%
4106	Mathematics-Economics-Geography (MEG)	0	
4107	History-Economics-Geography (HEG)	1	0.0%
4109	History-Economics-Literature (HEL)	0	
4110	Literature-Economics-Geography (LEG)	0	
4111	History-Geography –Literature combination (HGL)	9	0.4%
4112	Maths-Physics	14	0.6%
4119	Other combined sciences training	8	0.3%
4210	bacteriology	1	0.0%
4211	biochemistry	11	0.4%
4212	biology	15	0.6%
4213	biophysics	1	0.0%
4214	botany	0	
4215	entomology	0	
4216	genetics	0	



**# D090A: ISCED Code**

Value	Label	Cases	Percentage
4217	microbiology	0	
4218	ornithology	0	
4219	toxicology	0	
4220	zoology	1	0.0%
4221	Zootechni	0	
4222	Biotechnology	3	0.1%
4239	other allied life sciences excluding clinical and veterinary s	2	0.1%
4410	Astronomy and space sciences	0	
4411	Chemistry and other allied subjects	14	0.6%
4412	geology	0	
4413	geophysics	0	
4414	marine science	0	
4415	meteorology and other atmospheric sciences including climati	0	
4416	mineralogy	0	
4417	palaeoecology	1	0.0%
4418	physical anthropology	0	
4419	physical geography and other geosciences	1	0.0%
4420	Physics and other allied subjects	14	0.6%
4421	vulcanology	0	
4429	Other Physical sciences related training	2	0.1%
4610	actuarial science	8	0.3%
4611	Mathematics	61	2.4%
4612	numerical analysis	0	
4613	operations research	3	0.1%
4614	statistics and other allied fields	10	0.4%
4810	Computer sciences:	62	2.5%
4811	Computer application programs training	22	0.9%
4812	Computer hardware related training	1	0.0%
4813	Electronics & computer science	7	0.3%
4814	Information communication and technology	154	6.2%
4815	IT management	18	0.7%
4816	Networking related training	5	0.2%
4817	Software development training	10	0.4%
5210	Aeronautical engineering	0	
5211	Agricultural Engineering	0	
5212	Chemical Engineering	1	0.0%
5213	Computer engineering	1	0.0%
5214	electricity engineering	3	0.1%
5215	electronics engineering	3	0.1%
5216	energy and chemical engineering	3	0.1%
5217	engineering drawing	0	
5218	Environmental and Biosystems Engineering	0	
5219	Fibre Optic Communications, Splicing & Termination	0	
5220	mechanics engineering	2	0.1%
5221	Medical engineering	0	

**# D090A: ISCED Code**

Value	Label	Cases	Percentage
5222	metal work engineering	0	
5223	Software engineering	0	
5224	surveying	4	0.2%
5225	Sustainable energy technology engineering	2	0.1%
5226	telecommunication engineering	9	0.4%
5227	Electromecanics	1	0.0%
5228	Hydraulic\$Pneumatics	5	0.2%
5230	Assembling and servicing	0	
5231	Driving	6	0.2%
5232	Electricity	19	0.8%
5233	Electronics	14	0.6%
5234	Fashion Design	0	
5235	General mechanics	4	0.2%
5236	Industrial mechanics	1	0.0%
5237	Leatherwork Technology	0	
5238	Metal Processing Technology	1	0.0%
5239	Motor Vehicle Mechanics	10	0.4%
5240	Motor vehicle technolgy	2	0.1%
5241	Painter and Sign Writer	0	
5242	Plant and Machine Maintenance	0	
5243	Plumbing & Pipe fitting	4	0.2%
5244	Pottery	0	
5245	Refrigeration and Air Conditioning	0	
5246	Sheet Metal Working	0	
5247	Welding and metal fabrication	3	0.1%
5248	Automobile electricity	0	
5249	Other craft trainings	1	0.0%
5410	clothes	2	0.1%
5411	food and drink processing	2	0.1%
5412	footwear	0	
5413	leather work	0	
5414	mining and extraction	0	
5415	Other materials(paper,plastic,glass,etc)	0	
5416	textiles	0	
5417	Woodwork	13	0.5%
5810	Architecture and urbanisme	4	0.2%
5811	building	1	0.0%
5812	civil engineering	9	0.4%
5813	construction	29	1.2%
5814	Construction Management and surveying	0	
5815	Masonry	1	0.0%
5816	Property valuation	0	
5817	Geotechnics	0	
5819	Engineering, manufacturing and construction Not Elsewhere Cl	0	
6210	Agribusiness	2	0.1%

**# D090A: ISCED Code**

Value	Label	Cases	Percentage
6211	agriculture	16	0.6%
6212	agronomy	2	0.1%
6213	animal husbandry	8	0.3%
6214	crop and livestock production	10	0.4%
6215	Crop science	0	
6216	fisheries	0	
6217	fishery science and technology	0	
6218	Food sciences	1	0.0%
6219	forestry and forest product techniques	2	0.1%
6220	horticulture and gardening	12	0.5%
6221	Irrigation and drainage	0	
6222	natural parks	0	
6223	Soil science	3	0.1%
6224	wildlife	0	
6229	Other Agriculture,forestry and fishery related training	6	0.2%
6410	veterinary assisting	3	0.1%
6411	veterinary medecine	4	0.2%
6412	Other veterinary related training	8	0.3%
7210	Anaesthesiology	0	
7211	Biomedical and Laboratory sciences	13	0.5%
7212	Clinical Psychology	3	0.1%
7213	Community Medicine	1	0.0%
7214	cytology	0	
7215	Dental services	1	0.0%
7216	Ear Nose and Throat Surgery (ENT)	0	
7217	Epidemiology and Biostatistics	0	
7218	Family planing related training	1	0.0%
7219	Food technology and human nutrition	1	0.0%
7220	Health and behavioural sciences	0	
7221	Health policy and management	0	
7222	HIV related training	3	0.1%
7223	Hospital management	0	
7224	Human anatomy	2	0.1%
7225	hygiene	11	0.4%
7226	immunilogy and immunoaematology	0	
7227	Internal medicine	0	
7228	Malaria related training	0	
7229	Medecine	4	0.2%
7230	Medical imaging sciences	1	0.0%
7231	Medical services	1	0.0%
7232	Medicine and surgery	0	
7233	Mental health/Psychiatry	0	
7234	midwifery	3	0.1%
7235	neurology	0	
7236	Nursing	10	0.4%

**# D090A: ISCED Code**

Value	Label	Cases	Percentage
7237	nutrition	1	0.0%
7238	Obstetrics and gynaecology	1	0.0%
7239	Ophthalmology	0	
7240	optometry	0	
7241	Orthopaedics	0	
7242	Paediatrics	0	
7243	pathology	0	
7244	pharmacology	1	0.0%
7245	Physiology	1	0.0%
7246	Physiotherapy	0	
7247	PMTCT and SONI training	1	0.0%
7248	prosthetics	0	
7249	Public health	7	0.3%
7250	psychiatry	0	
7251	Radiology and radiotherapy	0	
7252	rehabilitation	0	
7253	Reproductive health	0	
7254	surgery	0	
7255	therapeutics	0	
7256	Tuberculosis related training	0	
7257	Other health related training	3	0.1%
7258	Cardiology	0	
7259	Dermatology	0	
7610	Social care	7	0.3%
7611	Psychotrauma Management	0	
7612	Social work	9	0.4%
8150	Beauty treatment	0	
8151	cleaning	22	0.9%
8152	cosmetic services	0	
8153	domestic science	1	0.0%
8154	dry-cleaning	1	0.0%
8155	hairdressing	4	0.2%
8156	hotel and catering	125	5.0%
8157	Hotel and Restaurant management	4	0.2%
8158	laundry	0	
8159	sports and leisure, physical education	4	0.2%
8160	Travel and tourism Management	1	0.0%
8161	travel, hospitality and tourism	2	0.1%
8169	other personal services	9	0.4%
8410	air crew	0	
8411	air traffic control	0	
8412	nautical sciences	0	
8413	postal service	0	
8414	railway operations	0	
8415	road motor vehicle operations	2	0.1%

### # D090A: ISCED Code

Value	Label	Cases	Percentage
8416	seamanship	0	
8417	ship's officer	0	
8419	Other transport services training	1	0.0%
8510	air and water pollution control	3	0.1%
8511	control and protection	4	0.2%
8512	environmental conservation	4	0.2%
8513	labour protection and security	1	0.0%
8519	Other environment protection training	0	
8610	civil security	26	1.0%
8611	criminology	0	
8612	fire-protection and fire fighting	0	
8613	military	2	0.1%
8614	police work and related law enforcement	0	
8615	Protection of property and person	12	0.5%
8619	Other security services training	15	0.6%
9999	Not known or unspecified	24	1.0%
Sysmiss		372	

Warning: these figures indicate the number of cases found in the data file. They cannot be interpreted as summary statistics of the population of interest.

### # ISCED1D090A: ISCED-LEVELD090A

**Information** [Type= discrete] [Format=numeric] [Range= 0-9999] [Missing=\*]

**Statistics [NW/ W]** [Valid=2491 /-] [Invalid=372 /-]

Value	Label	Cases	Percentage
0	General Programes	9	0.4%
1	Education	479	19.2%
2	Humanities and Arts	500	20.1%
3	Social Sciences, Business and Law	449	18.0%
4	Sciences	464	18.6%
5	Engineering ,Manufacturing and Construction	160	6.4%
6	Agriculture	77	3.1%
7	Health and Welfare	86	3.5%
8	Services	243	9.8%
9	Not known or unspecified	9	0.4%
9999		15	0.6%
Sysmiss		372	

Warning: these figures indicate the number of cases found in the data file. They cannot be interpreted as summary statistics of the population of interest.

### # ISCED2D090A: ISCED -LEVEL2D090A

**Information** [Type= discrete] [Format=numeric] [Range= 1-9999] [Missing=\*]

**Statistics [NW/ W]** [Valid=2491 /-] [Invalid=372 /-]

Value	Label	Cases	Percentage
1	Basic Program	6	0.2%
2	Literacy and Numeracy	2	0.1%
3	Personal development	1	0.0%
4	Teacher Training and education Science	479	19.2%
5	Arts	5	0.2%

### # ISCED2D090A: ISCED -LEVEL2D090A

Value	Label	Cases	Percentage
6	Humanities	495	19.9%
7	Social and Behavioral Science	121	4.9%
8	Journalism and Information	12	0.5%
9	Business and Administration	294	11.8%
10	Law	22	0.9%
11	Combined sciences	37	1.5%
12	Life Sciences	34	1.4%
13	Physical sciences	32	1.3%
14	Mathematics and statistics	82	3.3%
15	Computing	279	11.2%
16	Engineering and Engineering Trades	34	1.4%
17	Technical Vocational Studies	65	2.6%
18	Manufacturing and Processing	17	0.7%
19	Architecture and Building	44	1.8%
20	Agriculture, Forestry and Fishery	62	2.5%
21	Veterinary	15	0.6%
22	Health	70	2.8%
23	Social Services	16	0.6%
24	personal Services	173	6.9%
25	Transport Services	3	0.1%
26	Environmental Protection	12	0.5%
27	Security services	55	2.2%
99	Not known or unspecified	9	0.4%
9999		15	0.6%
Sysmiss		372	

Warning: these figures indicate the number of cases found in the data file. They cannot be interpreted as summary statistics of the population of interest.

### # D100A: English Speak

<b>Information</b>	[Type= discrete] [Format=numeric] [Range= 1-9] [Missing=*]
<b>Statistics [NW/ W]</b>	[Valid=2863 /-] [Invalid=0 /-]

Value	Label	Cases	Percentage
1	Proficient	722	25.2%
2	Good	1309	45.7%
3	Basic	309	10.8%
4	None	520	18.2%
9	Missing value	3	0.1%

Warning: these figures indicate the number of cases found in the data file. They cannot be interpreted as summary statistics of the population of interest.

<b># D100B: English Write</b>			
<b>Information</b>	[Type= discrete] [Format=numeric] [Range= 1-9] [Missing=*]		
<b>Statistics [NW/ W]</b>	[Valid=2863 /-] [Invalid=0 /-]		
<b>Value</b>	<b>Label</b>	<b>Cases</b>	<b>Percentage</b>
1	Proficient	563	19.7%
2	Good	1415	49.4%
3	Basic	371	13.0%
4	None	511	17.8%
9	Missing value	3	0.1%
<i>Warning: these figures indicate the number of cases found in the data file. They cannot be interpreted as summary statistics of the population of interest.</i>			
<b># D100C: French Speak</b>			
<b>Information</b>	[Type= discrete] [Format=numeric] [Range= 1-9] [Missing=*]		
<b>Statistics [NW/ W]</b>	[Valid=2863 /-] [Invalid=0 /-]		
<b>Value</b>	<b>Label</b>	<b>Cases</b>	<b>Percentage</b>
1	Proficient	1032	36.0%
2	Good	1131	39.5%
3	Basic	254	8.9%
4	None	443	15.5%
9	Missing value	3	0.1%
<i>Warning: these figures indicate the number of cases found in the data file. They cannot be interpreted as summary statistics of the population of interest.</i>			
<b># D100D: French Write</b>			
<b>Information</b>	[Type= discrete] [Format=numeric] [Range= 1-9] [Missing=*]		
<b>Statistics [NW/ W]</b>	[Valid=2863 /-] [Invalid=0 /-]		
<b>Value</b>	<b>Label</b>	<b>Cases</b>	<b>Percentage</b>
1	Proficient	1097	38.3%
2	Good	1064	37.2%
3	Basic	225	7.9%
4	None	474	16.6%
9	Missing value	3	0.1%
<i>Warning: these figures indicate the number of cases found in the data file. They cannot be interpreted as summary statistics of the population of interest.</i>			
<b># D100E: Kinyarwanda Write</b>			
<b>Information</b>	[Type= discrete] [Format=numeric] [Range= 1-9] [Missing=*]		
<b>Statistics [NW/ W]</b>	[Valid=2863 /-] [Invalid=0 /-]		
<b>Value</b>	<b>Label</b>	<b>Cases</b>	<b>Percentage</b>
1	Proficient	2358	82.4%
2	Good	297	10.4%
3	Basic	100	3.5%
4	None	105	3.7%
9	Missing value	3	0.1%
<i>Warning: these figures indicate the number of cases found in the data file. They cannot be interpreted as summary statistics of the population of interest.</i>			
<b># D100F: Kinyarwanda Speak</b>			
<b>Information</b>	[Type= discrete] [Format=numeric] [Range= 1-9] [Missing=*]		
<b>Statistics [NW/ W]</b>	[Valid=2863 /-] [Invalid=0 /-]		

<b># D100F: Kinyarwanda Speak</b>			
<b>Value</b>	<b>Label</b>	<b>Cases</b>	<b>Percentage</b>
1	Proficient	2496	87.2%
2	Good	256	8.9%
3	Basic	78	2.7%
4	None	30	1.0%
9	Missing value	3	0.1%
<i>Warning: these figures indicate the number of cases found in the data file. They cannot be interpreted as summary statistics of the population of interest.</i>			
<b># D100G: Swahili Write</b>			
<b>Information</b>	[Type= discrete] [Format=numeric] [Range= 1-9] [Missing=*]		
<b>Statistics [NW/ W]</b>	[Valid=2863 /-] [Invalid=0 /-]		
<b>Value</b>	<b>Label</b>	<b>Cases</b>	<b>Percentage</b>
1	Proficient	305	10.7%
2	Good	419	14.6%
3	Basic	591	20.6%
4	None	1545	54.0%
9	Missing value	3	0.1%
<i>Warning: these figures indicate the number of cases found in the data file. They cannot be interpreted as summary statistics of the population of interest.</i>			
<b># D100H: Swahili Speak</b>			
<b>Information</b>	[Type= discrete] [Format=numeric] [Range= 1-9] [Missing=*]		
<b>Statistics [NW/ W]</b>	[Valid=2863 /-] [Invalid=0 /-]		
<b>Value</b>	<b>Label</b>	<b>Cases</b>	<b>Percentage</b>
1	Proficient	312	10.9%
2	Good	461	16.1%
3	Basic	696	24.3%
4	None	1391	48.6%
9	Missing value	3	0.1%
<i>Warning: these figures indicate the number of cases found in the data file. They cannot be interpreted as summary statistics of the population of interest.</i>			
<b># D100I: Other Write</b>			
<b>Information</b>	[Type= discrete] [Format=numeric] [Range= 1-9] [Missing=*]		
<b>Statistics [NW/ W]</b>	[Valid=2863 /-] [Invalid=0 /-]		
<b>Value</b>	<b>Label</b>	<b>Cases</b>	<b>Percentage</b>
1	Proficient	149	5.2%
2	Good	90	3.1%
3	Basic	75	2.6%
4	None	2549	89.0%
9	Missing value	0	
<i>Warning: these figures indicate the number of cases found in the data file. They cannot be interpreted as summary statistics of the population of interest.</i>			
<b># D100J: Other Speak</b>			
<b>Information</b>	[Type= discrete] [Format=numeric] [Range= 1-9] [Missing=*]		
<b>Statistics [NW/ W]</b>	[Valid=2863 /-] [Invalid=0 /-]		
<b>Value</b>	<b>Label</b>	<b>Cases</b>	<b>Percentage</b>
1	Proficient	151	5.3%
2	Good	96	3.4%



<b># D100J: Other Speak</b>			
<b>Value</b>	<b>Label</b>	<b>Cases</b>	<b>Percentage</b>
3	Basic	82	2.9%
4	None	2534	88.5%
9	Missing value	0	
<i>Warning: these figures indicate the number of cases found in the data file. They cannot be interpreted as summary statistics of the population of interest.</i>			
<b># D100S: Other-Specify</b>			
<b>Information</b>	[Type= discrete] [Format=character] [Missing=*]		
<b>Statistics [NW/ W]</b>	[Valid=256 /-] [Invalid=0 /-]		
<b>Value</b>	<b>Label</b>	<b>Cases</b>	<b>Percentage</b>
AMASHI		3	1.2%
ARABE		1	0.4%
ARABIC		2	0.8%
ATESO		1	0.4%
CHINESE		1	0.4%
CHINOIS		1	0.4%
DUTCH		1	0.4%
EDO(NIGERIA)		1	0.4%
ESPAGNOL		4	1.6%
FRANCAIS		1	0.4%
GERMAN		1	0.4%
GREC(IKIGERE)		1	0.4%
HEBREUX		1	0.4%
ICYARABA		1	0.4%
ICYARABU		3	1.2%
ICYARABU,IKIC		1	0.4%
ICYRUSIYA		1	0.4%
IGIHAYA(TANZ		1	0.4%
IGIHEBURAYO		1	0.4%
IGIHINDE		2	0.8%
IGIHUNDE ,IKIN		1	0.4%
IGIKIGA		1	0.4%
IGISHINWA		3	1.2%
IGISHINWA IKIYAPANI		1	0.4%
IGITALIYANI		2	0.8%
IGITARIYANI		1	0.4%
IKIDAGE		6	2.3%
IKIDAGE- IKIGANDE		1	0.4%
IKIGANDE		37	14.5%
IKIGANDE IKINYANKORE		1	0.4%
IKIGANDE, IKINYANKOLE		1	0.4%
IKIGANDE,IKIN		1	0.4%
IKIGANDE,IKIR		1	0.4%

**# D100S: Other-Specify**

Value	Label	Cases	Percentage
IKIGANDE[AND OTHER LOCAL LANGU		1	0.4%
IKINYANKOLE		1	0.4%
IKINYANKORE		3	1.2%
IKINYANKORE		1	0.4%
IKINYONKORE		1	0.4%
IKIRATINI		3	1.2%
IKIRUNDI		13	5.1%
IKIRUNDI,IGISE		1	0.4%
IKIRUSIYA		4	1.6%
IKURUNDI		2	0.8%
ILINGALA		1	0.4%
IMINGARA		1	0.4%
INDIMI NYINSHI ZA AFRICA		1	0.4%
INGALA		1	0.4%
IRIGANGA		1	0.4%
IRINGARA		9	3.5%
IRINGARA,TCH		1	0.4%
IRISH		1	0.4%
ITALIAN		6	2.3%
ITALIEN		5	2.0%
ITALY		1	0.4%
Ikidage		1	0.4%
Ikirundi		1	0.4%
JAPANESE,BAH		1	0.4%
KIBEMBA		1	0.4%
KIGANDA		2	0.8%
KIJAIRUWO		1	0.4%
KIKUYU		2	0.8%
KILUBA		1	0.4%
KIMERU KIKUYU		1	0.4%
LANGAGE DES SINGES		1	0.4%
LANGUAGE DES SIGNES		1	0.4%
LATIN		9	3.5%
LINGALA		29	11.3%
LINGALA ISPAGNOL		1	0.4%
LINGALA ITALIEN		1	0.4%
LINGALA,MASF		1	0.4%
LINGALI		1	0.4%
LINGARA		2	0.8%

### # D100S: Other-Specify

Value	Label	Cases	Percentage
LUGANDA		8	3.1%
LUGANDA,LAT		1	0.4%
LUGANDE		2	0.8%
LUNGUAGE,LU		1	0.4%
LUNYANKORE/ RUKIGA		1	0.4%
LUO,KIKUYU,L		1	0.4%
LVO		1	0.4%
NTARWO		2	0.8%
ORUKIGA		1	0.4%
PORTUGUE		1	0.4%
PROTUGAIS		1	0.4%
RINGABA		1	0.4%
RINGARA		3	1.2%
RUCIAN		1	0.4%
RUGANDA		2	0.8%
RUNYANKORE, RUGANDA		1	0.4%
RUNYANKORE,		1	0.4%
RUSSIAN		2	0.8%
RUSSIE		1	0.4%
RUYA		1	0.4%
Ringara		1	0.4%
SANGO		1	0.4%
SPANICA		1	0.4%
SPANISH		1	0.4%
TAMIL		1	0.4%
TELUGU HINDI		1	0.4%
URUGANDA		1	0.4%
URUGANDE		2	0.8%
URUGANDE\		1	0.4%
URUKIGA		1	0.4%
URUNYANKOLI		1	0.4%
URUNYANKOR		1	0.4%
iGIKIGA		1	0.4%
igitaliyani		1	0.4%
igitariyani		2	0.8%
ikigande		1	0.4%
ikirundi		1	0.4%
IINGALA		1	0.4%
latin		1	0.4%
mashi		1	0.4%

Warning: these figures indicate the number of cases found in the data file. They cannot be interpreted as summary statistics of the population of interest.

### # Perf\_ap: Has your performance ever been appraised? (created)

<b>Information</b>	[Type= discrete] [Format=numeric] [Range= 1-9] [Missing=*]
--------------------	--

### # Perf\_ap: Has your performance ever been appraised? (created)

Statistics [NW/ W] [Valid=2863 /-] [Invalid=0 /-]

Value	Label	Cases	Percentage
1	Yes	2534	88.5%
2	No	326	11.4%
9	Not stated	3	0.1%

Warning: these figures indicate the number of cases found in the data file. They cannot be interpreted as summary statistics of the population of interest.

### # E010: How often is your performance appraised?

Information [Type= discrete] [Format=numeric] [Range= 1-9] [Missing=\*]

Statistics [NW/ W] [Valid=2863 /-] [Invalid=0 /-]

Value	Label	Cases	Percentage
1	Never	326	11.4%
2	Monthly	742	25.9%
3	Quarterly	822	28.7%
4	Bi-Annually	83	2.9%
5	Annually	345	12.1%
6	Ad hoc	508	17.7%
7	Don't know	34	1.2%
9	Missing value	3	0.1%

Warning: these figures indicate the number of cases found in the data file. They cannot be interpreted as summary statistics of the population of interest.

### # E011: Who appraises your performance?

Information [Type= discrete] [Format=numeric] [Range= 1-9] [Missing=\*]

Statistics [NW/ W] [Valid=2537 /-] [Invalid=326 /-]

Value	Label	Cases	Percentage
1	General manager/director	1121	44.2%
2	HR officer	358	14.1%
3	Departmental head	296	11.7%
4	Immediate supervisor	561	22.1%
5	Consultant	22	0.9%
6	Panel	99	3.9%
7	Other (specify)	73	2.9%
9	Missing value	7	0.3%
Sysmiss		326	

Warning: these figures indicate the number of cases found in the data file. They cannot be interpreted as summary statistics of the population of interest.

### # E011S: Other-Specify

Information [Type= discrete] [Format=character] [Missing=\*]

Statistics [NW/ W] [Valid=73 /-] [Invalid=0 /-]

Value	Label	Cases	Percentage
ABAGIZE COMITE Y'ABABYEYI		1	1.4%
ABAHAGARAR INGANDA		1	1.4%
ABAKOZI BA CENTRE DE SANTE		1	1.4%

# E011S: Other-Specify

Value	Label	Cases	Percentage
ABAKOZI BA LETA BABISHINZWE		1	1.4%
ABANDI BAKORANA		1	1.4%
ABARERE		1	1.4%
ABASHINZWE ISUKU MU KARERE		1	1.4%
ABAYOBOZI BITORERO[ABR		1	1.4%
AFFAIRE SOCIALE W'UMURENGE		1	1.4%
ANNIMATEUR ET PREFET DES ETUDE		1	1.4%
ARIKORERWA N'ABANTU BENSHI		1	1.4%
AUDITEUR W'AKARERE		1	1.4%
BIKORWA N'AKARERE		1	1.4%
CAISSIER		1	1.4%
COMITE Y'ABABYEYI		1	1.4%
COMITE Y'IKIGO		1	1.4%
COMPTABLE		1	1.4%
COORDINATEUR DES ECOLES		1	1.4%
DIRECTEUR DEL'ECOLE DU DISTRIC		1	1.4%
DOYENNE		1	1.4%
EXECUTIF WA AMLR		1	1.4%
GERANTE		3	4.1%
GESTIONNAIRE		1	1.4%
INSPECTEUR		2	2.7%
INSPECTEUR B'UTURERE CG MUNTAR		1	1.4%
INSPECTEUR DE L'EDUCATION		1	1.4%
INZEGO ZA POLISI N'UBUY.UMURI		1	1.4%
ITSINDA BATOYE BARANARIHUG		1	1.4%

### # E011S: Other-Specify

Value	Label	Cases	Percentage
Komite y'ababyeyi n'iyikigo		1	1.4%
LECTURE/DIRECTOR OF QUALITY		1	1.4%
LEGAL REPRESENTATI		1	1.4%
NTABYO AZI		1	1.4%
NYIRI KIGO		1	1.4%
PREDET DES ETUDES		1	1.4%
PREFET DES ETUDE		1	1.4%
PREFET DES ETUDES		11	15.1%
RESPONSABLE W'IKIGO		1	1.4%
UBUNETSE WESE MU BUYOBOZI		1	1.4%
UMUNYESHULI UKURIYE ISHAMIISUK		1	1.4%
UMUYOBOZI WA CENTRE SE SANTE		1	1.4%
USHINZWE ABAKOZI B'ISUKU		1	1.4%
USHINZWE AMASOMO		7	9.6%
USHINZWE AUDIT		1	1.4%
USHINZWE LDFMU KARERE		1	1.4%
USHINZWE PAM MURI BUGESERA		1	1.4%
USHINZWE UBUHINZI MUMURENGE		1	1.4%
USHINZWE UBUREZI MU MURENGE		1	1.4%
USHIZWE FINANCE		1	1.4%
Ushinzwe ubworozi mu kigo		1	1.4%
WDA		1	1.4%
WORKFORCE DEVELOPMENT AUTHORIT		1	1.4%

<b># E011S: Other-Specify</b>			
Value	Label	Cases	Percentage
ntawe azi		1	1.4%
umurage		1	1.4%
ushinzwe uburezi mu karere		1	1.4%
<i>Warning: these figures indicate the number of cases found in the data file. They cannot be interpreted as summary statistics of the population of interest.</i>			
<b># E012: Has your performance been appraised since your begun working for this establishment?</b>			
<b>Information</b>	[Type= discrete] [Format=numeric] [Range= 1-9] [Missing=*]		
<b>Statistics [NW/ W]</b>	[Valid=2537 /-] [Invalid=326 /-]		
Value	Label	Cases	Percentage
1	Yes	2418	95.3%
2	No	0	
9	Missing value	119	4.7%
Sysmiss		326	
<i>Warning: these figures indicate the number of cases found in the data file. They cannot be interpreted as summary statistics of the population of interest.</i>			
<b># E020: Do you receive a feedback?</b>			
<b>Information</b>	[Type= discrete] [Format=numeric] [Range= 1-9] [Missing=*]		
<b>Statistics [NW/ W]</b>	[Valid=2418 /-] [Invalid=445 /-]		
Value	Label	Cases	Percentage
1	Yes	2267	93.8%
2	No	150	6.2%
9	Missing value	1	0.0%
Sysmiss		445	
<i>Warning: these figures indicate the number of cases found in the data file. They cannot be interpreted as summary statistics of the population of interest.</i>			
<b># F010: Have you ever been promoted since you joined your current employer?</b>			
<b>Information</b>	[Type= discrete] [Format=numeric] [Range= 1-9] [Missing=*]		
<b>Statistics [NW/ W]</b>	[Valid=2863 /-] [Invalid=0 /-]		
Value	Label	Cases	Percentage
1	Yes	609	21.3%
2	No	2251	78.6%
9	Missing value	3	0.1%
<i>Warning: these figures indicate the number of cases found in the data file. They cannot be interpreted as summary statistics of the population of interest.</i>			
<b># F020A: Year</b>			
<b>Information</b>	[Type= continuous] [Format=numeric] [Range= 0-99] [Missing=*]		
<b>Statistics [NW/ W]</b>	[Valid=609 /-] [Invalid=2254 /-] [Mean=2.668 /-] [StdDev=4.858 /-]		
<b># F020B: Month</b>			
<b>Information</b>	[Type= discrete] [Format=numeric] [Range= 0-11] [Missing=*]		
<b>Statistics [NW/ W]</b>	[Valid=608 /-] [Invalid=2255 /-]		
Value	Label	Cases	Percentage
0		472	77.6%
1		16	2.6%
2		24	3.9%

<b># F020B: Month</b>			
<b>Value</b>	<b>Label</b>	<b>Cases</b>	<b>Percentage</b>
3		15	2.5%
4		10	1.6%
5		11	1.8%
6		18	3.0%
7		10	1.6%
8		3	0.5%
9		19	3.1%
10		9	1.5%
11		1	0.2%
Sysmiss		2255	
<i>Warning: these figures indicate the number of cases found in the data file. They cannot be interpreted as summary statistics of the population of interest.</i>			
<b># G010: How many hours do you usually work in a week?</b>			
<b>Information</b>	[Type= continuous] [Format=numeric] [Range= 3-99] [Missing=*/999]		
<b>Statistics [NW/ W]</b>	[Valid=2860 /-] [Invalid=3 /-] [Mean=44.09 /-] [StdDev=19.372 /-]		
<b># G020: Are you entitled to annual leave days?</b>			
<b>Information</b>	[Type= discrete] [Format=numeric] [Range= 1-9] [Missing=*]		
<b>Statistics [NW/ W]</b>	[Valid=2863 /-] [Invalid=0 /-]		
<b>Value</b>	<b>Label</b>	<b>Cases</b>	<b>Percentage</b>
1	Yes	2143	74.9%
2	No	717	25.0%
9	Missing value	3	0.1%
<i>Warning: these figures indicate the number of cases found in the data file. They cannot be interpreted as summary statistics of the population of interest.</i>			
<b># G030A: Calendar days</b>			
<b>Information</b>	[Type= continuous] [Format=numeric] [Range= 2-99] [Missing=*/0]		
<b>Statistics [NW/ W]</b>	[Valid=1966 /-] [Invalid=897 /-] [Mean=30.706 /-] [StdDev=8.612 /-]		
<b># G030B: Working days</b>			
<b>Information</b>	[Type= continuous] [Format=numeric] [Range= 2-90] [Missing=*/888/0]		
<b>Statistics [NW/ W]</b>	[Valid=174 /-] [Invalid=2689 /-] [Mean=20.655 /-] [StdDev=8.818 /-]		
<b># G040: How long does it take you to reach your workplace?</b>			
<b>Information</b>	[Type= discrete] [Format=numeric] [Range= 1-9] [Missing=*]		
<b>Statistics [NW/ W]</b>	[Valid=2863 /-] [Invalid=0 /-]		
<b>Value</b>	<b>Label</b>	<b>Cases</b>	<b>Percentage</b>
1	Less than 10 minutes	602	21.0%
2	10 - 20 minutes	735	25.7%
3	21 - 30 minutes	546	19.1%
4	More than 30 minutes	976	34.1%
9	Missing value	4	0.1%
<i>Warning: these figures indicate the number of cases found in the data file. They cannot be interpreted as summary statistics of the population of interest.</i>			
<b># G050: Main mode of transport you use to reach your workplace</b>			
<b>Information</b>	[Type= discrete] [Format=numeric] [Range= 1-9] [Missing=*]		
<b>Statistics [NW/ W]</b>	[Valid=2863 /-] [Invalid=0 /-]		



### # G050: Main mode of transport you use to reach your workplace

Value	Label	Cases	Percentage
1	Public transport (taxi, bus)	367	12.8%
2	Office transport	33	1.2%
3	On foot	2112	73.8%
4	Own transport	136	4.8%
5	Hired (Car, Motor cycle, bicycle)	159	5.6%
6	Other (specify)	51	1.8%
9	Missing value	5	0.2%

Warning: these figures indicate the number of cases found in the data file. They cannot be interpreted as summary statistics of the population of interest.

### # G050S: Other-Specify

**Information** [Type= discrete] [Format=character] [Missing=\*]

**Statistics [NW/ W]** [Valid=50 /-] [Invalid=0 /-]

Value	Label	Cases	Percentage
ABA KUKAZI		1	2.0%
ABA MU KIGO		11	22.0%
ABA MU KIGO,ISHRI RIRI MUKIRWA		1	2.0%
ABA MUKIGO		2	4.0%
ACUMBISTE MU KIGO		1	2.0%
ACUMBITSE MU KIGO		1	2.0%
AGENDA N'IGARE		1	2.0%
AGUMA MU KIGO IMINSI YOSE		1	2.0%
AKORA ABA KU KAZI		1	2.0%
AKORESHA IGARE		1	2.0%
AKORESHA IGARE RYE		2	4.0%
ARARA MU KIGO		1	2.0%
ARITWARA N'IGARE		1	2.0%
AZA N'IGARE		2	4.0%
AZA N'IGARE RYE		1	2.0%
BAMUHA ICUMBI		1	2.0%
IGARE		1	2.0%
IGARE RYE		5	10.0%
IGARERYE		1	2.0%
IGARI RYE		2	4.0%
IMODOKA YE		2	4.0%

<b># G050S: Other-Specify</b>			
<b>Value</b>	<b>Label</b>	<b>Cases</b>	<b>Percentage</b>
IMODOKA YE BWITE		1	2.0%
MBA KU KAZI		1	2.0%
NDAHAHORA (MBA KU KAZI)		1	2.0%
NKORESHA IGARE		1	2.0%
NTABWO ABA MUKIGO		1	2.0%
NTABWO ABAMO		1	2.0%
NTATAHA ABAKUKAZI		1	2.0%
Ntabwo ataha		1	2.0%
UBWATO		2	4.0%
<i>Warning: these figures indicate the number of cases found in the data file. They cannot be interpreted as summary statistics of the population of interest.</i>			
<b># G060: Entitled to medical care assistance</b>			
<b>Information</b>	[Type= discrete] [Format=numeric] [Range= 1-9] [Missing=*]		
<b>Statistics [NW/ W]</b>	[Valid=2863 /-] [Invalid=0 /-]		
<b>Value</b>	<b>Label</b>	<b>Cases</b>	<b>Percentage</b>
1	Yes	1925	67.2%
2	No	933	32.6%
9	Missing value	5	0.2%
<i>Warning: these figures indicate the number of cases found in the data file. They cannot be interpreted as summary statistics of the population of interest.</i>			
<b># G061: To what extent does it cover your medical expenses?</b>			
<b>Information</b>	[Type= discrete] [Format=numeric] [Range= 1-9] [Missing=*]		
<b>Statistics [NW/ W]</b>	[Valid=1925 /-] [Invalid=938 /-]		
<b>Value</b>	<b>Label</b>	<b>Cases</b>	<b>Percentage</b>
1	Partially	1806	93.8%
2	Totally	119	6.2%
9	Missing value	0	
Sysmiss		938	
<i>Warning: these figures indicate the number of cases found in the data file. They cannot be interpreted as summary statistics of the population of interest.</i>			
<b># G070: Does the assistance extend to your family?</b>			
<b>Information</b>	[Type= discrete] [Format=numeric] [Range= 1-9] [Missing=*]		
<b>Statistics [NW/ W]</b>	[Valid=1925 /-] [Invalid=938 /-]		
<b>Value</b>	<b>Label</b>	<b>Cases</b>	<b>Percentage</b>
1	Yes	1350	70.1%
2	No	570	29.6%
9	Missing value	5	0.3%
Sysmiss		938	
<i>Warning: these figures indicate the number of cases found in the data file. They cannot be interpreted as summary statistics of the population of interest.</i>			
<b># G080A: Clothing/Uniform</b>			
<b>Information</b>	[Type= discrete] [Format=numeric] [Range= 1-9] [Missing=*]		

**# G080A: Clothing/Uniform**

<b>Statistics [NW/ W]</b>	[Valid=2863 /-] [Invalid=0 /-]
---------------------------	--------------------------------

Value	Label	Cases	Percentage
1	Yes all	1158	40.4%
2	Yes partially	194	6.8%
3	No	1505	52.6%
9	Not stated	6	0.2%

*Warning: these figures indicate the number of cases found in the data file. They cannot be interpreted as summary statistics of the population of interest.*

**# G080B: Protective gear**

<b>Information</b>	[Type= discrete] [Format=numeric] [Range= 1-9] [Missing=*]
--------------------	--

<b>Statistics [NW/ W]</b>	[Valid=2863 /-] [Invalid=0 /-]
---------------------------	--------------------------------

Value	Label	Cases	Percentage
1	Yes all	856	29.9%
2	Yes partially	232	8.1%
3	No	1769	61.8%
9	Not stated	6	0.2%

*Warning: these figures indicate the number of cases found in the data file. They cannot be interpreted as summary statistics of the population of interest.*

**# G080C: Accommodation**

<b>Information</b>	[Type= discrete] [Format=numeric] [Range= 1-9] [Missing=*]
--------------------	--

<b>Statistics [NW/ W]</b>	[Valid=2863 /-] [Invalid=0 /-]
---------------------------	--------------------------------

Value	Label	Cases	Percentage
1	Yes all	370	12.9%
2	Yes partially	243	8.5%
3	No	2242	78.3%
9	Not stated	8	0.3%

*Warning: these figures indicate the number of cases found in the data file. They cannot be interpreted as summary statistics of the population of interest.*

**# G080D: Transport**

<b>Information</b>	[Type= discrete] [Format=numeric] [Range= 1-9] [Missing=*]
--------------------	--

<b>Statistics [NW/ W]</b>	[Valid=2863 /-] [Invalid=0 /-]
---------------------------	--------------------------------

Value	Label	Cases	Percentage
1	Yes all	108	3.8%
2	Yes partially	205	7.2%
3	No	2543	88.8%
9	Not stated	7	0.2%

*Warning: these figures indicate the number of cases found in the data file. They cannot be interpreted as summary statistics of the population of interest.*

**# G080E: Pay to and from annual leave**

<b>Information</b>	[Type= discrete] [Format=numeric] [Range= 1-9] [Missing=*]
--------------------	--

<b>Statistics [NW/ W]</b>	[Valid=2863 /-] [Invalid=0 /-]
---------------------------	--------------------------------

Value	Label	Cases	Percentage
1	Yes all	2117	73.9%
2	Yes partially	73	2.5%
3	No	664	23.2%
9	Not stated	9	0.3%

*Warning: these figures indicate the number of cases found in the data file. They cannot be interpreted as summary statistics of the population of interest.*

<b># G080F: Food</b>			
<b>Information</b>		[Type= discrete] [Format=numeric] [Range= 1-9] [Missing=*]	
<b>Statistics [NW/ W]</b>		[Valid=2863 /-] [Invalid=0 /-]	
<b>Value</b>	<b>Label</b>	<b>Cases</b>	<b>Percentage</b>
1	Yes all	504	17.6%
2	Yes partially	413	14.4%
3	No	1938	67.7%
9	Not stated	8	0.3%
<i>Warning: these figures indicate the number of cases found in the data file. They cannot be interpreted as summary statistics of the population of interest.</i>			
<b># G080G: Free education for dependants</b>			
<b>Information</b>		[Type= discrete] [Format=numeric] [Range= 1-9] [Missing=*]	
<b>Statistics [NW/ W]</b>		[Valid=2863 /-] [Invalid=0 /-]	
<b>Value</b>	<b>Label</b>	<b>Cases</b>	<b>Percentage</b>
1	Yes all	68	2.4%
2	Yes partially	211	7.4%
3	No	2577	90.0%
9	Not stated	7	0.2%
<i>Warning: these figures indicate the number of cases found in the data file. They cannot be interpreted as summary statistics of the population of interest.</i>			
<b># G080H: Maternal and paternal leave</b>			
<b>Information</b>		[Type= discrete] [Format=numeric] [Range= 1-9] [Missing=*]	
<b>Statistics [NW/ W]</b>		[Valid=2863 /-] [Invalid=0 /-]	
<b>Value</b>	<b>Label</b>	<b>Cases</b>	<b>Percentage</b>
1	Yes all	2480	86.6%
2	Yes partially	58	2.0%
3	No	317	11.1%
9	Not stated	8	0.3%
<i>Warning: these figures indicate the number of cases found in the data file. They cannot be interpreted as summary statistics of the population of interest.</i>			
<b># G080I: Health and safety</b>			
<b>Information</b>		[Type= discrete] [Format=numeric] [Range= 1-9] [Missing=*]	
<b>Statistics [NW/ W]</b>		[Valid=2863 /-] [Invalid=0 /-]	
<b>Value</b>	<b>Label</b>	<b>Cases</b>	<b>Percentage</b>
1	Yes all	885	30.9%
2	Yes partially	292	10.2%
3	No	1675	58.5%
9	Not stated	11	0.4%
<i>Warning: these figures indicate the number of cases found in the data file. They cannot be interpreted as summary statistics of the population of interest.</i>			
<b># G080J: Terminal benefits</b>			
<b>Information</b>		[Type= discrete] [Format=numeric] [Range= 1-9] [Missing=*]	
<b>Statistics [NW/ W]</b>		[Valid=2863 /-] [Invalid=0 /-]	
<b>Value</b>	<b>Label</b>	<b>Cases</b>	<b>Percentage</b>
1	Yes all	1660	58.0%
2	Yes partially	149	5.2%
3	No	1042	36.4%
9	Not stated	12	0.4%

### # G080J: Terminal benefits

Warning: these figures indicate the number of cases found in the data file. They cannot be interpreted as summary statistics of the population of interest.

### # G080K: Any other (specify)

Information [Type= discrete] [Format=numeric] [Range= 1-9] [Missing=\*]

Statistics [NW/ W] [Valid=2863 /-] [Invalid=0 /-]

Value	Label	Cases	Percentage
1	Yes all	82	2.9%
2	Yes partially	207	7.2%
3	No	2530	88.4%
9	Not stated	44	1.5%

Warning: these figures indicate the number of cases found in the data file. They cannot be interpreted as summary statistics of the population of interest.

### # G080S: Other-Specify

Information [Type= discrete] [Format=character] [Missing=\*]

Statistics [NW/ W] [Valid=69 /-] [Invalid=0 /-]

Value	Label	Cases	Percentage
13 em MOIS		2	2.9%
3		3	4.3%
AGAHIMBAZA MUSYI		1	1.4%
AGAHIMBAZAM		1	1.4%
AGAHIMBAZAM		7	10.1%
AGAHIMBAZAM		1	1.4%
ALLOWED TO BE ENTITLED TO LOAN		1	1.4%
AMA FORMATION		1	1.4%
AMAFARANGA ATANGWA KU MUNTU		1	1.4%
AMAFARANGA YA COMMUNICATI		1	1.4%
AMAFARANGA YA TRANSPORT KWEZI		1	1.4%
AMAHUGURWA		1	1.4%
AMAHUGURWA Y'ICYONGEREZ		1	1.4%
AMASHIMWE		1	1.4%
ASSOCIATION DE SOLIDARITE		1	1.4%
BADUHA PRIME		1	1.4%
BAKWISHYURI TICKET MU MAHUG		1	1.4%
BARADUFASHA MUGIHE WAGIZ IBYAG		1	1.4%

# G080S: Other-Specify

Value	Label	Cases	Percentage
BATANGA AMASABUNE Y'ISUKU		1	1.4%
BONUS		2	2.9%
COMMUNICATI FEES		1	1.4%
FRAIS DE MISSION SINECESSAIRE		1	1.4%
GUFASHA GUTABARA UMNTU YAPFUYE		1	1.4%
GUFASHA UWAGIZE IBYAGO		1	1.4%
GUFASHWA KWISHYURA AMACUMBI		1	1.4%
GUHABWA PICNIC		1	1.4%
GUHUZA ABARIMU N'ABAKOZI BOHAS		1	1.4%
GUSHAKA IMFASHANYO		1	1.4%
GUTANGA IGICE MINERVAL KUMWANA		1	1.4%
IBIKORESHO BAKORESHA MU KAZI		1	1.4%
IBIKORESHO BYO MUKAZI AMAKAYE		1	1.4%
ISHIMWE RY`UKO WAKOZE NEZA		1	1.4%
KUDUHA PETROLE MUGIHE CYA EXAM		1	1.4%
KUJYA MU BIMINA		1	1.4%
KUKIBAZO PERSONNEL		1	1.4%
KWISHURIRWA AMAHUGURW/		1	1.4%
KWISHYURIRA UMWANA UMWE[1]		1	1.4%
KWISHYURIRW TPR NO KURIHIRA A		1	1.4%

### # G080S: Other-Specify

Value	Label	Cases	Percentage
LOAN		1	1.4%
MONTHLY BONUS		1	1.4%
MU GIHE CY'IGISIBO AHABWA IBIR		1	1.4%
MUBYAGO BAGUHA AMAFARANGA		1	1.4%
MUGISIBO CY'ABASIRAMU BAFASHA		1	1.4%
PRIME		3	4.3%
PRIME DE PARENT		1	1.4%
PRIME DES PARENTS		1	1.4%
PRIME Y'AKAZI		1	1.4%
RAMA		1	1.4%
RECEPTION ALA FIN DU TRIM.		1	1.4%
SORTIE		1	1.4%
TORCHE		1	1.4%
UBUSABANE BUSESUYE		1	1.4%
UMURIRO		1	1.4%
WORKSHOP		1	1.4%
agahimbazamusyi		1	1.4%
mugihe habonetse ikindi gitang		1	1.4%
ubwiteganyirize		1	1.4%

Warning: these figures indicate the number of cases found in the data file. They cannot be interpreted as summary statistics of the population of interest.

### # G090: How often does your salary get increased?

<b>Information</b>	[Type= discrete] [Format=numeric] [Range= 1-9] [Missing=*]
<b>Statistics [NW/ W]</b>	[Valid=2863 /-] [Invalid=0 /-]

Value	Label	Cases	Percentage
1	Every year	434	15.2%
2	Once every three years	194	6.8%
3	Once over three years	202	7.1%
4	No increase	1548	54.1%
5	Doesn't know	472	16.5%
6	No remuneration	6	0.2%
9	Missing value	7	0.2%

Warning: these figures indicate the number of cases found in the data file. They cannot be interpreted as summary statistics of the population of interest.

### # G091: Is your salary annually adjusted for inflation?

<b>Information</b>	[Type= discrete] [Format=numeric] [Range= 1-9] [Missing=*]
--------------------	--

**# G091: Is your salary annually adjusted for inflation?**

<b>Statistics [NW/ W]</b>	[Valid=830 /-] [Invalid=2033 /-]
---------------------------	----------------------------------

Value	Label	Cases	Percentage
1	Yes, always	26	3.1%
2	Yes, sometimes	57	6.9%
3	No	722	87.0%
4	Dont know	25	3.0%
9	Missing value	0	
Sysmiss		2033	

*Warning: these figures indicate the number of cases found in the data file. They cannot be interpreted as summary statistics of the population of interest.*

**# H010: Member of any trade union**

<b>Information</b>	[Type= discrete] [Format=numeric] [Range= 1-9] [Missing=*]
--------------------	--

<b>Statistics [NW/ W]</b>	[Valid=2863 /-] [Invalid=0 /-]
---------------------------	--------------------------------

Value	Label	Cases	Percentage
1	Yes	1321	46.1%
2	No	1538	53.7%
9	Missing value	4	0.1%

*Warning: these figures indicate the number of cases found in the data file. They cannot be interpreted as summary statistics of the population of interest.*

**# H020: If No, why?**

<b>Information</b>	[Type= discrete] [Format=numeric] [Range= 1-9] [Missing=*]
--------------------	--

<b>Statistics [NW/ W]</b>	[Valid=1538 /-] [Invalid=1325 /-]
---------------------------	-----------------------------------

Value	Label	Cases	Percentage
1	Employer does not allow	62	4.0%
2	I do not know any union	1149	74.7%
3	Unions do not help	83	5.4%
4	Other (specify)	221	14.4%
9	Missing value	23	1.5%
Sysmiss		1325	

*Warning: these figures indicate the number of cases found in the data file. They cannot be interpreted as summary statistics of the population of interest.*

**# H021: Is your employer contributing regularly to the social security fund for you?**

<b>Information</b>	[Type= discrete] [Format=numeric] [Range= 1-9] [Missing=*]
--------------------	--

<b>Statistics [NW/ W]</b>	[Valid=2863 /-] [Invalid=0 /-]
---------------------------	--------------------------------

Value	Label	Cases	Percentage
1	Yes	2436	85.1%
2	No	287	10.0%
3	Don't know	136	4.8%
9	Missing value	4	0.1%

*Warning: these figures indicate the number of cases found in the data file. They cannot be interpreted as summary statistics of the population of interest.*

**# H020S: Other-Specify**

<b>Information</b>	[Type= discrete] [Format=character] [Missing=*]
--------------------	---

<b>Statistics [NW/ W]</b>	[Valid=216 /-] [Invalid=0 /-]
---------------------------	-------------------------------

Value	Label	Cases	Percentage
ABAKOZI NI BASHYA		1	0.5%



**# H020S: Other-Specify**

Value	Label	Cases	Percentage
ABAKOZI NTIBITABIRA		1	0.5%
ABAYAFITE BARASHWANA		1	0.5%
ABENSHI BARAGIYE TURABIREKA		1	0.5%
ABONA ATARI NGOMBWA		1	0.5%
AMAFARANGA AHEMBWA NI MAKE		1	0.5%
AMAZE IGIHE GITO		1	0.5%
AMIKORO MAKE		1	0.5%
AMIKORO YARABUZE		1	0.5%
ARACYABITEK		1	0.5%
ARACYABYIGA		1	0.5%
ARACYARI MUSHYA		1	0.5%
ASANZWE MU MASHYIRAHAM MENSH		1	0.5%
BARABITEGAN		2	0.9%
BARABITEGEN' VUBA		1	0.5%
BARABITEGUR. KO BYABAHO		1	0.5%
BARABITEKERI ARIKO NTIBIRAKO		1	0.5%
BARIKUBITEGE VUBA		1	0.5%
BARIMO GUSHINGA ISHYIRAHAMW		1	0.5%
BAZABIKORA UMWAKA UTAHA		1	0.5%
BIGENDA BIHINDAGURIK		1	0.5%
BIRACYATEGU		2	0.9%
BIRAGORANA		1	0.5%
BIRI MURI PROCESSUS Y'IKIGO		1	0.5%
BIRUKANAGA UMUNTU AKAGENDA YAM		1	0.5%
DISPONIBILITY		1	0.5%
FOREIGN		1	0.5%

# H020S: Other-Specify

Value	Label	Cases	Percentage
GUHINDAGURI AHO GUKORERA		1	0.5%
HABAYEHO KUTUMVIKANA		1	0.5%
HAVE NOT STARTED SAVING		1	0.5%
HE IS NOT PERMANENT EMPLOYEE		1	0.5%
IBURA RYAMAFARANGA		1	0.5%
IBYANGOMBWA BISABWA		1	0.5%
IDINI NTIRIBYEMERA		1	0.5%
IKIBAZO CY'AMIKORO		1	0.5%
IMYUMVIRE IBA ITANDUKANYE		1	0.5%
INGUFUZO KUJYA MU MASHYIHAMWA		1	0.5%
INSTABILITE MU KAZI		1	0.5%
IRYO YARIMO RYARASENYUTSE		1	0.5%
ISHIRAHAMWE RYASENYUTSE		1	0.5%
ISHYIRAHAMWA RYARASENYUTSE		1	0.5%
IUMPAMVU ZUMUSHAHAR. MUKE		1	0.5%
IYIGAHUNDA YASANZE YARATANGIYE		1	0.5%
KUBERA IMPAMVU YUBUKENE		1	0.5%
KUBURA AMAFARANGA		2	0.9%
KUBURA UMWANYA		3	1.4%
KUJYA MWISHIRAHAMWA		1	0.5%
KUJYAYO BITANGA AMAFRANGA MENS		1	0.5%
KUTABIBONER UMWANYA		1	0.5%
KUTIZERWA		1	0.5%

# H020S: Other-Specify

Value	Label	Cases	Percentage
MFITE IGIHE GITO MUKAZI KANJYE		1	0.5%
NAJE BYARATANGIY		1	0.5%
NDACYABITEK		1	0.5%
NDACYABITKE		1	0.5%
NDACYARI MUSHYA MUKAZI		1	0.5%
NDACYARI MUSHYASHYA		1	0.5%
NDACYASHAKI		1	0.5%
NDI MUSHYA MU KAZI		1	0.5%
NIBWO AGITANGIRA AKAZI		1	0.5%
NIBWO NGITANGIRA AKAZI		2	0.9%
NIYABITEKERE		1	0.5%
NTA BARIMBWIYE		1	0.5%
NTA BIMENYEREYE		1	0.5%
NTA BUSHOBOZI		2	0.9%
NTA BUSHOBOZI BWO KUYAJYAMO		1	0.5%
NTA BUSHOBOZI BWO KWISHYIRA HA		1	0.5%
NTA HURIRO RIRIHAFI Y'IKOGO		1	0.5%
NTA HURIRO RIRIHO		1	0.5%
NTA INFORMATION ZIHAGIJE YIYBA		1	0.5%
NTA MAFARANGA		1	0.5%
NTA MASHYIRAHAM AHARI		1	0.5%
NTA MIKORO		1	0.5%
NTA MOYEN		1	0.5%
NTA MUNTU WABIMUSHISH		1	0.5%

# H020S: Other-Specify

Value	Label	Cases	Percentage
NTA MWANYA		2	0.9%
NTA MWANYA ABONA		3	1.4%
NTA MWANYA AFITE		1	0.5%
NTA MWANYA AGIRA		1	0.5%
NTA MWANYA MBONA		1	0.5%
NTA MWANYA NABONA		1	0.5%
NTA MWANYA YABIBONERA		2	0.9%
NTA SAGURA FRW YO KUJYANA MO		1	0.5%
NTA SHYIRAHAMWI YAKUNZE		1	0.5%
NTA USHOBOZI		1	0.5%
NTABIKUNDA		1	0.5%
NTABISHAKA		1	0.5%
NTABIZI		1	0.5%
NTABOSHOBOZ		1	0.5%
NTABUSHAKE BWABO BUHARI		1	0.5%
NTABUSHOBOZ		6	2.8%
NTABUSHOBOZ AFITE		2	0.9%
NTABWO ARABITEGURA		1	0.5%
NTABWO BABISHISHIKAI		1	0.5%
NTABWO BASHYIRA HAMWE		1	0.5%
NTABWO YABISHYIZEMO IMBARAGA		1	0.5%
NTABYO BADUSHYIZEMO		1	0.5%
NTABYO NZI		1	0.5%
NTAGIHE NABONA		1	0.5%

**# H020S: Other-Specify**

Value	Label	Cases	Percentage
NTAGO ARI NGOMBWA UBU		1	0.5%
NTAHURIRO RIBA HAFI YAHAKORERA		1	0.5%
NTAKIRIHO		1	0.5%
NTAMASHIRAH ARIHO		1	0.5%
NTAMISANZU YABONA		1	0.5%
NTAMUNTU URABIMUSHISI		1	0.5%
NTAMWANA NABONA		1	0.5%
NTAMWANYA		2	0.9%
NTAMWANYA ATARI MURUGO		1	0.5%
NTAMWANYA YABONA		1	0.5%
NTARABISOBA		1	0.5%
NTARABITEGU		1	0.5%
NTARABONA AMAFARANGA YO KUJYAM		1	0.5%
NTARAMENYEI		1	0.5%
NTARATANGIR GUHEMBWA		1	0.5%
NTARIHABA		1	0.5%
NTASOBANUKI GUKORA KWAMAHURIR		1	0.5%
NTASOBANUKI		1	0.5%
NTAVURIRO RIRIHAFI Y'IKIGO		1	0.5%
NTAWABIMUSI		1	0.5%
NTAWATANZE ICYO GITEKEREZO		1	0.5%
NTAWE BIGUSHISHIKA		1	0.5%
NTAWIGEZE ABIBAHAKANI		1	0.5%
NTAYAHARI		1	0.5%
NTAYO MBONA HAFI		1	0.5%
NTAYO NZI		1	0.5%
NTAZI UKO YAKWINJIRAM		1	0.5%
NTIBIHARI HANO		1	0.5%

# H020S: Other-Specify

Value	Label	Cases	Percentage
NTIBYEMEWEC UMUBIKIRA)		1	0.5%
NTIBYOROSHY KUBONA IHURIRO		1	0.5%
NTIRIHARI		1	0.5%
NTITURABITEK		1	0.5%
NTIYABISHISHI		2	0.9%
NTIYABONA UMWANYA WO KURIJYAMO		1	0.5%
NTIYARI YAJYAMO		1	0.5%
NUBUSHAKE BWO KUTABAMO		1	0.5%
Ntamwanya		1	0.5%
ORGANISATION IHARI KUBWABO		1	0.5%
ORGANISATION MBI		1	0.5%
PAS D'ORGANISATIO		1	0.5%
RIM MUGUTANGIZV		1	0.5%
RYAHOZEHO HANYUMA RIVAHO		1	0.5%
RYARAHAGAZI		1	0.5%
RYARAHAGEZE		1	0.5%
RYARASENYUT		1	0.5%
RYARASENYUT		4	1.9%
RYASENYUTSE		1	0.5%
SIMBYITAHO		1	0.5%
SIMFITE IBYO BANSABA KUBERA		1	0.5%
SINDABITEGAN		1	0.5%
SINTEGANYA GUKOMEZA AKANDI KAZ		1	0.5%
SIYAGIYEMO KUBERA KWIGA		1	0.5%
TUJYA MUMAHURIRO NYUMA AGASENY		1	0.5%
TURI BAKE		1	0.5%
TURI KUBITEGANYA		1	0.5%

# H020S: Other-Specify

Value	Label	Cases	Percentage
TWARARIKIZE RIRASENYUKA		1	0.5%
TWARARIRETSI KUBERA UBUKENE		1	0.5%
Twabitekereje ntibyaribyakorwa		1	0.5%
UBUSHOBOZI BUCYE		1	0.5%
UBUKENE		1	0.5%
UBUSHAKE BUCYE		1	0.5%
UBUSHAKE BUKE		3	1.4%
UBUSHOBOZI		1	0.5%
UBUSHOBOZI BUCYE		2	0.9%
UBUSHOBOZI BUKE		8	3.7%
UBUSHOBOZIB NTIBUBIMWEM		1	0.5%
UBUYOBOZI BWO GUTANG IMIGABANE		1	0.5%
UMURYANGO URABIMBUZA		1	0.5%
UMUSHAHARA MUKE		1	0.5%
UMUSHAHARA NI MUKE		1	0.5%
UMWANYA MUTO		1	0.5%
UMWANYA URABURA		1	0.5%
UMWANYA WO KUYITABIRA NTAWO		1	0.5%
UNION FO EXPATRIATE STAFF		1	0.5%
Ubushake buke bw'akazi		1	0.5%
YARI YABUZE AMAFARANGA		1	0.5%
bahorana mu bank		1	0.5%
barabitekereza ariko ntabyo		1	0.5%
biravunanye		1	0.5%
impungenge abakozi bashobora		1	0.5%
kutabyishimira		1	0.5%

<b># H020S: Other-Specify</b>			
Value	Label	Cases	Percentage
lack of sustainability		1	0.5%
ndimushya mu kazi		1	0.5%
nta shyirahamwe rihakorera		1	0.5%
ntabwo nujuje ibyobasaba		1	0.5%
ntntamuranya abana		1	0.5%

*Warning: these figures indicate the number of cases found in the data file. They cannot be interpreted as summary statistics of the population of interest.*

### # H030A: Extreme Dust, toxic gases

<b>Information</b>	[Type= discrete] [Format=numeric] [Range= 1-9] [Missing=*]
--------------------	--

<b>Statistics [NW/ W]</b>	[Valid=2863 /-] [Invalid=0 /-]
---------------------------	--------------------------------

Value	Label	Cases	Percentage
1	Yes	1198	41.8%
2	No	1662	58.1%
9	Missing value	3	0.1%

*Warning: these figures indicate the number of cases found in the data file. They cannot be interpreted as summary statistics of the population of interest.*

### # H030B: Extreme Noise

<b>Information</b>	[Type= discrete] [Format=numeric] [Range= 1-9] [Missing=*]
--------------------	--

<b>Statistics [NW/ W]</b>	[Valid=2863 /-] [Invalid=0 /-]
---------------------------	--------------------------------

Value	Label	Cases	Percentage
1	Yes	495	17.3%
2	No	2364	82.6%
9	Missing value	4	0.1%

*Warning: these figures indicate the number of cases found in the data file. They cannot be interpreted as summary statistics of the population of interest.*

### # H030C: Extreme temperat. / humidity

<b>Information</b>	[Type= discrete] [Format=numeric] [Range= 1-9] [Missing=*]
--------------------	--

<b>Statistics [NW/ W]</b>	[Valid=2863 /-] [Invalid=0 /-]
---------------------------	--------------------------------

Value	Label	Cases	Percentage
1	Yes	723	25.3%
2	No	2135	74.6%
9	Missing value	5	0.2%

*Warning: these figures indicate the number of cases found in the data file. They cannot be interpreted as summary statistics of the population of interest.*



**# H030D: Dangerous tools/animals****Information** [Type= discrete] [Format=numeric] [Range= 1-9] [Missing=\*]**Statistics [NW/ W]** [Valid=2863 /-] [Invalid=0 /-]

Value	Label	Cases	Percentage
1	Yes	462	16.1%
2	No	2398	83.8%
9	Missing value	3	0.1%

*Warning: these figures indicate the number of cases found in the data file. They cannot be interpreted as summary statistics of the population of interest.***# H030E: Work underground****Information** [Type= discrete] [Format=numeric] [Range= 1-9] [Missing=\*]**Statistics [NW/ W]** [Valid=2863 /-] [Invalid=0 /-]

Value	Label	Cases	Percentage
1	Yes	13	0.5%
2	No	2846	99.4%
9	Missing value	4	0.1%

*Warning: these figures indicate the number of cases found in the data file. They cannot be interpreted as summary statistics of the population of interest.***# H030G: Other (specify)****Information** [Type= discrete] [Format=numeric] [Range= 1-9] [Missing=\*]**Statistics [NW/ W]** [Valid=2863 /-] [Invalid=0 /-]

Value	Label	Cases	Percentage
1	Yes	78	2.7%
2	No	2762	96.5%
9	Missing value	23	0.8%

*Warning: these figures indicate the number of cases found in the data file. They cannot be interpreted as summary statistics of the population of interest.***# H030S: Other-Specify****Information** [Type= discrete] [Format=character] [Missing=\*]**Statistics [NW/ W]** [Valid=71 /-] [Invalid=0 /-]

Value	Label	Cases	Percentage
ABAJURA		1	1.4%
ACCIDENT MU MUHANDA		1	1.4%
ACIDE NIMYOTSI YO MURI LABO		1	1.4%
AMASHANYAR		1	1.4%
AMAZI KUKUMENRKA UGASHYA		1	1.4%
AMAZU ASHAJE		1	1.4%
BARAVIRWA CYANE		1	1.4%
CHALK'S		1	1.4%
CHEMICAL ACIDS		1	1.4%
COMPUTER ITERA AMASO		1	1.4%

**# H030S: Other-Specify**

Value	Label	Cases	Percentage
DEPLACEMENT		1	1.4%
ELECTRIC CHOC		1	1.4%
ELECTRICITE		1	1.4%
GUHUGURWA MUBIBAZO BY^ ABANA		1	1.4%
GUHURA N^ABANDI		1	1.4%
GUHURA N^IMPANUKA MU MAZI		1	1.4%
GUKORA AMASAHA Y^ IKIRENGA		1	1.4%
GUKORA NTA MUSIMBURA		1	1.4%
GUSHYA		1	1.4%
GUSHYA\		1	1.4%
GUTURITSA INTAMBI		1	1.4%
IMBARAGASA KUKO NTASIMA BAFITE		1	1.4%
IMIBU MYINSHI		1	1.4%
IMPANUKA		1	1.4%
IMPANUKA Z^AMASHANYA		1	1.4%
IMPANUKA ZO MURI LABORATOIRE		1	1.4%
IMVUNE		1	1.4%
IMVUNE IKABIJE YO GUTERURA		1	1.4%
IMVURA		1	1.4%
IMVURA^UBUN^		1	1.4%
IMYANDA MYISHI YO KWA MUGANGA		1	1.4%
IMYOTSI Y^ABABUMBA		1	1.4%
IMYUBAKIRE		1	1.4%
INDWARA NYINSHI		1	1.4%
INDWARWA URIMO KUVURA AMATUNGO		1	1.4%
INFECTION DESEASES		1	1.4%

# H030S: Other-Specify

Value	Label	Cases	Percentage
INGWA ZITUMUKA		1	1.4%
INZARA IMYOTSI		1	1.4%
INZARA YA SAA SITA		1	1.4%
INZARA(NTA PAUSE CAFE BAGIRA)		1	1.4%
INZIRA MBI YO KUGERA KU KAZI		1	1.4%
IPASI IKAGUTWIKWA		1	1.4%
ISAYO NYINSHI		1	1.4%
ISUKUNKE KUBERA ABAKOZI BAKE		1	1.4%
IVUMBI RY'INGWA		6	8.5%
IVUMBI RY'INGWA		1	1.4%
KUDAHANURA AMAZI NGO USHYE		1	1.4%
KUGENDA MU MAZI		1	1.4%
KUVA KW'AMASHURI MU GIHE CY'IV		1	1.4%
KUVIRWA CYANE N'IMVURA		1	1.4%
POUSSIÈRE DES CRAIES		2	2.8%
SURMENAGE		1	1.4%
UMUHANDA MUBI UJYA KU KAZI		1	1.4%
UMUKUNGUGU W'AMACAKE		1	1.4%
UMUKUNGUGU W'INGWA		4	5.6%
UMUNANIRO		1	1.4%
UMURIRO WAKWANGIZA		1	1.4%
URUGENDO RURERURE		1	1.4%
URUGENDO RURERURE RW'AMAGURU		1	1.4%

<b># H030S: Other-Specify</b>			
<b>Value</b>	<b>Label</b>	<b>Cases</b>	<b>Percentage</b>
URUGENDO RURERURE UJYA KWISHU		1	1.4%
URUGERO RURERURE		1	1.4%
amashanyarazi bacana gaz		1	1.4%
<i>Warning: these figures indicate the number of cases found in the data file. They cannot be interpreted as summary statistics of the population of interest.</i>			
<b># I010A: Verbal abuse</b>			
<b>Information</b>	[Type= discrete] [Format=numeric] [Range= 1-9] [Missing=*]		
<b>Statistics [NW/ W]</b>	[Valid=2863 /-] [Invalid=0 /-]		
<b>Value</b>	<b>Label</b>	<b>Cases</b>	<b>Percentage</b>
1	Yes	191	6.7%
2	No	2669	93.2%
9	Missing value	3	0.1%
<i>Warning: these figures indicate the number of cases found in the data file. They cannot be interpreted as summary statistics of the population of interest.</i>			
<b># I010B: Physical abuse</b>			
<b>Information</b>	[Type= discrete] [Format=numeric] [Range= 1-9] [Missing=*]		
<b>Statistics [NW/ W]</b>	[Valid=2863 /-] [Invalid=0 /-]		
<b>Value</b>	<b>Label</b>	<b>Cases</b>	<b>Percentage</b>
1	Yes	6	0.2%
2	No	2854	99.7%
9	Missing value	3	0.1%
<i>Warning: these figures indicate the number of cases found in the data file. They cannot be interpreted as summary statistics of the population of interest.</i>			
<b># I010C: Sexual harassment</b>			
<b>Information</b>	[Type= discrete] [Format=numeric] [Range= 1-9] [Missing=*]		
<b>Statistics [NW/ W]</b>	[Valid=2863 /-] [Invalid=0 /-]		
<b>Value</b>	<b>Label</b>	<b>Cases</b>	<b>Percentage</b>
1	Yes	4	0.1%
2	No	2856	99.8%
9	Missing value	3	0.1%
<i>Warning: these figures indicate the number of cases found in the data file. They cannot be interpreted as summary statistics of the population of interest.</i>			
<b># I010D: Neglect</b>			
<b>Information</b>	[Type= discrete] [Format=numeric] [Range= 1-9] [Missing=*]		
<b>Statistics [NW/ W]</b>	[Valid=2863 /-] [Invalid=0 /-]		
<b>Value</b>	<b>Label</b>	<b>Cases</b>	<b>Percentage</b>
1	Yes	321	11.2%
2	No	2538	88.6%
9	Missing value	4	0.1%
<i>Warning: these figures indicate the number of cases found in the data file. They cannot be interpreted as summary statistics of the population of interest.</i>			
<b># I010E: Non payment of salary</b>			
<b>Information</b>	[Type= discrete] [Format=numeric] [Range= 1-9] [Missing=*]		

<b># I010E: Non payment of salary</b>			
<b>Statistics [NW/ W]</b>		[Valid=2863 /-] [Invalid=0 /-]	
<b>Value</b>	<b>Label</b>	<b>Cases</b>	<b>Percentage</b>
1	Yes	122	4.3%
2	No	2738	95.6%
9	Missing value	3	0.1%
<i>Warning: these figures indicate the number of cases found in the data file. They cannot be interpreted as summary statistics of the population of interest.</i>			
<b># I010F: Non payment of other benefits</b>			
<b>Information</b>		[Type= discrete] [Format=numeric] [Range= 1-9] [Missing=*]	
<b>Statistics [NW/ W]</b>		[Valid=2863 /-] [Invalid=0 /-]	
<b>Value</b>	<b>Label</b>	<b>Cases</b>	<b>Percentage</b>
1	Yes	327	11.4%
2	No	2533	88.5%
9	Missing value	3	0.1%
<i>Warning: these figures indicate the number of cases found in the data file. They cannot be interpreted as summary statistics of the population of interest.</i>			
<b># I010G: Delayed payments of salary</b>			
<b>Information</b>		[Type= discrete] [Format=numeric] [Range= 1-9] [Missing=*]	
<b>Statistics [NW/ W]</b>		[Valid=2863 /-] [Invalid=0 /-]	
<b>Value</b>	<b>Label</b>	<b>Cases</b>	<b>Percentage</b>
1	Yes	708	24.7%
2	No	2152	75.2%
9	Missing value	3	0.1%
<i>Warning: these figures indicate the number of cases found in the data file. They cannot be interpreted as summary statistics of the population of interest.</i>			
<b># I010H: Delayed payments of benefits</b>			
<b>Information</b>		[Type= discrete] [Format=numeric] [Range= 1-9] [Missing=*]	
<b>Statistics [NW/ W]</b>		[Valid=2863 /-] [Invalid=0 /-]	
<b>Value</b>	<b>Label</b>	<b>Cases</b>	<b>Percentage</b>
1	Yes	510	17.8%
2	No	2350	82.1%
9	Missing value	3	0.1%
<i>Warning: these figures indicate the number of cases found in the data file. They cannot be interpreted as summary statistics of the population of interest.</i>			
<b># I010I: Underpayment of salary</b>			
<b>Information</b>		[Type= discrete] [Format=numeric] [Range= 1-9] [Missing=*]	
<b>Statistics [NW/ W]</b>		[Valid=2863 /-] [Invalid=0 /-]	
<b>Value</b>	<b>Label</b>	<b>Cases</b>	<b>Percentage</b>
1	Yes	1249	43.6%
2	No	1611	56.3%
9	Missing value	3	0.1%
<i>Warning: these figures indicate the number of cases found in the data file. They cannot be interpreted as summary statistics of the population of interest.</i>			
<b># I010J: Fatigue</b>			
<b>Information</b>		[Type= discrete] [Format=numeric] [Range= 1-9] [Missing=*]	
<b>Statistics [NW/ W]</b>		[Valid=2863 /-] [Invalid=0 /-]	

<b># I010J: Fatigue</b>			
<b>Value</b>	<b>Label</b>	<b>Cases</b>	<b>Percentage</b>
1	Yes	1393	48.7%
2	No	1467	51.2%
9	Missing value	3	0.1%
<i>Warning: these figures indicate the number of cases found in the data file. They cannot be interpreted as summary statistics of the population of interest.</i>			
<b># I010K: Excess workload/hours</b>			
<b>Information</b>	[Type= discrete] [Format=numeric] [Range= 1-9] [Missing=*]		
<b>Statistics [NW/ W]</b>	[Valid=2863 /-] [Invalid=0 /-]		
<b>Value</b>	<b>Label</b>	<b>Cases</b>	<b>Percentage</b>
1	Yes	933	32.6%
2	No	1927	67.3%
9	Missing value	3	0.1%
<i>Warning: these figures indicate the number of cases found in the data file. They cannot be interpreted as summary statistics of the population of interest.</i>			
<b># I010L: Dependants</b>			
<b>Information</b>	[Type= discrete] [Format=numeric] [Range= 1-9] [Missing=*]		
<b>Statistics [NW/ W]</b>	[Valid=2863 /-] [Invalid=0 /-]		
<b>Value</b>	<b>Label</b>	<b>Cases</b>	<b>Percentage</b>
1	Yes	526	18.4%
2	No	2334	81.5%
9	Missing value	3	0.1%
<i>Warning: these figures indicate the number of cases found in the data file. They cannot be interpreted as summary statistics of the population of interest.</i>			
<b># I010M: Discrimination (specify)</b>			
<b>Information</b>	[Type= discrete] [Format=numeric] [Range= 1-9] [Missing=*]		
<b>Statistics [NW/ W]</b>	[Valid=2863 /-] [Invalid=0 /-]		
<b>Value</b>	<b>Label</b>	<b>Cases</b>	<b>Percentage</b>
1	Yes	46	1.6%
2	No	2814	98.3%
9	Missing value	3	0.1%
<i>Warning: these figures indicate the number of cases found in the data file. They cannot be interpreted as summary statistics of the population of interest.</i>			
<b># I010MA: Discrimination -specify</b>			
<b>Information</b>	[Type= discrete] [Format=character] [Missing=*]		
<b>Statistics [NW/ W]</b>	[Valid=11 /-] [Invalid=0 /-]		
<b>Value</b>	<b>Label</b>	<b>Cases</b>	<b>Percentage</b>
3		1	9.1%
ABANYAMAHA BAHEMBWA MENSHI		1	9.1%
FEMALE DISCRIMINATI AND FORE		1	9.1%
GUTONESHA BAMWE NA BAMWE		1	9.1%
JOB DISCRIMINATI		1	9.1%

### # I010MA: Discrimination -specify

Value	Label	Cases	Percentage
KUBURA IBIKORESHO		1	9.1%
KUDAHABWA IBIRARANE		1	9.1%
KUTAGIRA UMUNSI 1WOKURUHUK		1	9.1%
MURI FORMATION HAHORAYO BAMWE		1	9.1%
RYUTURERE BITEWE NAHO ATURUKA		1	9.1%
UBWENEGIHUC		1	9.1%

Warning: these figures indicate the number of cases found in the data file. They cannot be interpreted as summary statistics of the population of interest.

### # I010N: Other (specify)

<b>Information</b>	[Type= discrete] [Format=numeric] [Range= 1-9] [Missing=*]
<b>Statistics [NW/ W]</b>	[Valid=2863 /-] [Invalid=0 /-]

Value	Label	Cases	Percentage
1	Yes	203	7.1%
2	No	1854	64.8%
9	Missing value	806	28.2%

Warning: these figures indicate the number of cases found in the data file. They cannot be interpreted as summary statistics of the population of interest.

### # I010S: Other-Specify

<b>Information</b>	[Type= discrete] [Format=character] [Missing=*]
<b>Statistics [NW/ W]</b>	[Valid=38 /-] [Invalid=0 /-]

Value	Label	Cases	Percentage
ABANA BENSHI MU BIGO BYAMASHUL		1	2.6%
AMASHURI ATUBATSE NA TOILETTE		1	2.6%
COTISATIONS		1	2.6%
DEPLACEMENT YO KUYA MU NAMA		1	2.6%
FOR FEEDING		1	2.6%
GUHOHOTERW MU MVUGO		1	2.6%
GUKATWA AMAFRANGA MU BURYO BUT		1	2.6%
GUKORA IBITARI MU MASEZERANO		1	2.6%
GUKORERA AHANTU		1	2.6%

# I010S: Other-Specify

Value	Label	Cases	Percentage
HATAMEZE NEZA			
GUKTWA UMSHHARA UKO BABISHATSE		1	2.6%
GUSABWA RAPPORT YANDIKISHIJW		1	2.6%
GUTAHA BWIJE AKABA YAGIRA IBIB		1	2.6%
GUTERANYWA AKABESHYERV		1	2.6%
GUTINDA KWA PRIME		1	2.6%
GUTONESHWA KWA BAMWE MU KAZI		1	2.6%
IBIKORESHO BIDAHAGIJE		1	2.6%
IBIKORESHO BIKE		1	2.6%
IBITABO NIMFASHA NYIGISHO BIKE		1	2.6%
IMYUMVIRE MIKE Y'ABABYEYI		1	2.6%
IMYUMVIRE Y'ABABYEYI IKIRI HAS		1	2.6%
KUBANGAMIRV N'UBUYOBOZI		1	2.6%
KUBURA UWO BASIMBURANA MU KAZI		1	2.6%
KUDAHABWA IMYENDA YO KWAMBARA		1	2.6%
KUDAHEMBER' AMASAHA YIKIRENGA		1	2.6%
KUTAZAMURW MU NTERA		1	2.6%
KWIGISHA UMUBARE MWINSHIWABA/		1	2.6%
KWIRUKANWA KUKAZI BITUNGURANY		1	2.6%
LACK AND POLICY		1	2.6%
LSDANY DESCRIMINATI		1	2.6%



### # I010S: Other-Specify

Value	Label	Cases	Percentage
NTAKIRUHUKC AHABWA		1	2.6%
NTIBADUTANG AMAFARANGA CSR		1	2.6%
PREVILEGE DESCRIMINATI		1	2.6%
PRIME		1	2.6%
RETRAIT COTISATION PAR FORCE		1	2.6%
UBUSAMBANE MU KAZI		1	2.6%
UMUSHAHARA UDAHAGIJE		1	2.6%
URUGENDO RURERURE		2	5.3%

Warning: these figures indicate the number of cases found in the data file. They cannot be interpreted as summary statistics of the population of interest.

### # I020A: Inform HR management

**Information** [Type= discrete] [Format=numeric] [Range= 1-9] [Missing=\*]

**Statistics [NW/ W]** [Valid=2045 /-] [Invalid=818 /-]

Value	Label	Cases	Percentage
1	Yes	950	46.5%
2	No	1095	53.5%
9	Missing value	0	
Sysmiss		818	

Warning: these figures indicate the number of cases found in the data file. They cannot be interpreted as summary statistics of the population of interest.

### # I020B: Take painkillers

**Information** [Type= discrete] [Format=numeric] [Range= 1-9] [Missing=\*]

**Statistics [NW/ W]** [Valid=2045 /-] [Invalid=818 /-]

Value	Label	Cases	Percentage
1	Yes	157	7.7%
2	No	1888	92.3%
9	Missing value	0	
Sysmiss		818	

Warning: these figures indicate the number of cases found in the data file. They cannot be interpreted as summary statistics of the population of interest.

### # I020C: Talk to family members

**Information** [Type= discrete] [Format=numeric] [Range= 1-9] [Missing=\*]

**Statistics [NW/ W]** [Valid=2045 /-] [Invalid=818 /-]

Value	Label	Cases	Percentage
1	Yes	1034	50.6%
2	No	1011	49.4%
9	Missing value	0	
Sysmiss		818	

Warning: these figures indicate the number of cases found in the data file. They cannot be interpreted as summary statistics of the population of interest.

<b># I020D: Talk to supervisor</b>			
<b>Information</b>		[Type= discrete] [Format=numeric] [Range= 1-9] [Missing=*]	
<b>Statistics [NW/ W]</b>		[Valid=2045 /-] [Invalid=818 /-]	
<b>Value</b>	<b>Label</b>	<b>Cases</b>	<b>Percentage</b>
1	Yes	1206	59.0%
2	No	839	41.0%
9	Missing value	0	
Sysmiss		818	
<i>Warning: these figures indicate the number of cases found in the data file. They cannot be interpreted as summary statistics of the population of interest.</i>			
<b># I020E: Inform police/lawyers</b>			
<b>Information</b>		[Type= discrete] [Format=numeric] [Range= 1-9] [Missing=*]	
<b>Statistics [NW/ W]</b>		[Valid=2045 /-] [Invalid=818 /-]	
<b>Value</b>	<b>Label</b>	<b>Cases</b>	<b>Percentage</b>
1	Yes	119	5.8%
2	No	1926	94.2%
9	Missing value	0	
Sysmiss		818	
<i>Warning: these figures indicate the number of cases found in the data file. They cannot be interpreted as summary statistics of the population of interest.</i>			
<b># I020F: Inform manager/directors</b>			
<b>Information</b>		[Type= discrete] [Format=numeric] [Range= 1-9] [Missing=*]	
<b>Statistics [NW/ W]</b>		[Valid=2045 /-] [Invalid=818 /-]	
<b>Value</b>	<b>Label</b>	<b>Cases</b>	<b>Percentage</b>
1	Yes	684	33.4%
2	No	1361	66.6%
9	Missing value	0	
Sysmiss		818	
<i>Warning: these figures indicate the number of cases found in the data file. They cannot be interpreted as summary statistics of the population of interest.</i>			
<b># I020G: Talk to friend</b>			
<b>Information</b>		[Type= discrete] [Format=numeric] [Range= 1-9] [Missing=*]	
<b>Statistics [NW/ W]</b>		[Valid=2045 /-] [Invalid=818 /-]	
<b>Value</b>	<b>Label</b>	<b>Cases</b>	<b>Percentage</b>
1	Yes	1097	53.6%
2	No	948	46.4%
9	Missing value	0	
Sysmiss		818	
<i>Warning: these figures indicate the number of cases found in the data file. They cannot be interpreted as summary statistics of the population of interest.</i>			
<b># I020H: Ignore them</b>			
<b>Information</b>		[Type= discrete] [Format=numeric] [Range= 1-9] [Missing=*]	
<b>Statistics [NW/ W]</b>		[Valid=2045 /-] [Invalid=818 /-]	
<b>Value</b>	<b>Label</b>	<b>Cases</b>	<b>Percentage</b>
1	Yes	667	32.6%
2	No	1378	67.4%
9	Missing value	0	
Sysmiss		818	

<b># I020H: Ignore them</b>			
<i>Warning: these figures indicate the number of cases found in the data file. They cannot be interpreted as summary statistics of the population of interest.</i>			
<b># I020I: Inform the Labour Inspector</b>			
<b>Information</b>	[Type= discrete] [Format=numeric] [Range= 1-9] [Missing=*]		
<b>Statistics [NW/ W]</b>	[Valid=2045 /-] [Invalid=818 /-]		
<b>Value</b>	<b>Label</b>	<b>Cases</b>	<b>Percentage</b>
1	Yes	185	9.0%
2	No	1860	91.0%
9	Missing value	0	
Sysmiss		818	
<i>Warning: these figures indicate the number of cases found in the data file. They cannot be interpreted as summary statistics of the population of interest.</i>			
<b># I020J: Ombudsman</b>			
<b>Information</b>	[Type= discrete] [Format=numeric] [Range= 1-9] [Missing=*]		
<b>Statistics [NW/ W]</b>	[Valid=2045 /-] [Invalid=818 /-]		
<b>Value</b>	<b>Label</b>	<b>Cases</b>	<b>Percentage</b>
1	Yes	49	2.4%
2	No	1996	97.6%
9	Missing value	0	
Sysmiss		818	
<i>Warning: these figures indicate the number of cases found in the data file. They cannot be interpreted as summary statistics of the population of interest.</i>			
<b># I020K: Public Service Commission</b>			
<b>Information</b>	[Type= discrete] [Format=numeric] [Range= 1-9] [Missing=*]		
<b>Statistics [NW/ W]</b>	[Valid=2045 /-] [Invalid=818 /-]		
<b>Value</b>	<b>Label</b>	<b>Cases</b>	<b>Percentage</b>
1	Yes	88	4.3%
2	No	1957	95.7%
9	Missing value	0	
Sysmiss		818	
<i>Warning: these figures indicate the number of cases found in the data file. They cannot be interpreted as summary statistics of the population of interest.</i>			
<b># I020L: Other (specify)</b>			
<b>Information</b>	[Type= discrete] [Format=numeric] [Range= 1-9] [Missing=*]		
<b>Statistics [NW/ W]</b>	[Valid=2030 /-] [Invalid=833 /-]		
<b>Value</b>	<b>Label</b>	<b>Cases</b>	<b>Percentage</b>
1	Yes	52	2.6%
2	No	1978	97.4%
9	Missing value	0	
Sysmiss		833	
<i>Warning: these figures indicate the number of cases found in the data file. They cannot be interpreted as summary statistics of the population of interest.</i>			
<b># I020S: Other-Specify</b>			
<b>Information</b>	[Type= discrete] [Format=character] [Missing=*]		
<b>Statistics [NW/ W]</b>	[Valid=40 /-] [Invalid=0 /-]		
<b>Value</b>	<b>Label</b>	<b>Cases</b>	<b>Percentage</b>
2		2	5.0%

# I020S: Other-Specify

Value	Label	Cases	Percentage
ABWIRA COMPTABLE		1	2.5%
ARACECEKA		1	2.5%
ARIHANGANA		1	2.5%
BAFITE ASOCIATION IBAGOBOKA		1	2.5%
COMITE D'ADMINISTRA		1	2.5%
GUKORA SPORT		1	2.5%
GUTUZA GUSA		1	2.5%
INZEGO ZA EDUCATION MU MURENGE		1	2.5%
IYO ANANIWE ASABURUHUSE		1	2.5%
KOHEREZA SMS KURI RADIO RDA		1	2.5%
KUBIGEZA MUBUYOBIZI BW'AKARERE		1	2.5%
KUBIJYANA MUNZEGO Z'IBANZE		1	2.5%
KUBIVUGA MU ISHURI RY'ABARIMU		1	2.5%
KUBWIRA SINDICAT Y'ABAKOZI		1	2.5%
KUBYIHANGAN		1	2.5%
KUGISHA INAMA		1	2.5%
KUGISHA INAMA ABO DUKORANA		1	2.5%
KWIGOMWA IBYO UKENEYE		1	2.5%
KWIHANGANA		3	7.5%
KWIRANAHO		1	2.5%
KWITABAZA ABANDI NGO BAMWUNGAN		1	2.5%
KWITABAZA UWAKUGULIZA AMAFRANG		1	2.5%
KWITANGA		1	2.5%
NDABYIHANGA		1	2.5%
NTACYO BIMUTWAYE		1	2.5%

<b># I020S: Other-Specify</b>			
<b>Value</b>	<b>Label</b>	<b>Cases</b>	<b>Percentage</b>
NTIBYIHANGA		1	2.5%
PADIRI		1	2.5%
RECUPERATION KWA MUGANGA		1	2.5%
SMS KURI RADIO NGO BABABARIZE		1	2.5%
TUBIMENYESH PADIRI MUKURU		1	2.5%
YA BISENGERA		1	2.5%
direct dialogue		1	2.5%
intendante		2	5.0%
kwiyakira		1	2.5%
sms kuri sida		1	2.5%
<i>Warning: these figures indicate the number of cases found in the data file. They cannot be interpreted as summary statistics of the population of interest.</i>			
<b># J010: Does your organization have a gender policy?</b>			
<b>Information</b>	[Type= discrete] [Format=numeric] [Range= 1-9] [Missing=*]		
<b>Statistics [NW/ W]</b>	[Valid=2863 /-] [Invalid=0 /-]		
<b>Value</b>	<b>Label</b>	<b>Cases</b>	<b>Percentage</b>
1	Yes	2257	78.8%
2	No	282	9.8%
3	Don't know	320	11.2%
9	Missing value	4	0.1%
<i>Warning: these figures indicate the number of cases found in the data file. They cannot be interpreted as summary statistics of the population of interest.</i>			
<b># J020: Preferential treatment due to sex?</b>			
<b>Information</b>	[Type= discrete] [Format=numeric] [Range= 1-9] [Missing=*]		
<b>Statistics [NW/ W]</b>	[Valid=2863 /-] [Invalid=0 /-]		
<b>Value</b>	<b>Label</b>	<b>Cases</b>	<b>Percentage</b>
1	Yes	192	6.7%
2	No	2306	80.5%
3	Don't know	360	12.6%
9	Not stated	5	0.2%
<i>Warning: these figures indicate the number of cases found in the data file. They cannot be interpreted as summary statistics of the population of interest.</i>			
<b># J030A: Quota for women (managm.)</b>			
<b>Information</b>	[Type= discrete] [Format=numeric] [Range= 1-9] [Missing=*]		
<b>Statistics [NW/ W]</b>	[Valid=192 /-] [Invalid=2671 /-]		
<b>Value</b>	<b>Label</b>	<b>Cases</b>	<b>Percentage</b>
1	Yes	99	51.6%
2	No	72	37.5%
3	Don't know	20	10.4%
9	Missing value	1	0.5%
Sysmiss		2671	

**# J030A: Quota for women (managm.)**

Warning: these figures indicate the number of cases found in the data file. They cannot be interpreted as summary statistics of the population of interest.

**# J030B: Overall quota for women**

**Information** [Type= discrete] [Format=numeric] [Range= 1-9] [Missing=\*]

**Statistics [NW/ W]** [Valid=192 /-] [Invalid=2671 /-]

Value	Label	Cases	Percentage
1	Yes	87	45.3%
2	No	84	43.8%
3	Don't know	20	10.4%
9	Missing value	1	0.5%
Sysmiss		2671	

Warning: these figures indicate the number of cases found in the data file. They cannot be interpreted as summary statistics of the population of interest.

**# J030C: Pref. recruitment for women**

**Information** [Type= discrete] [Format=numeric] [Range= 1-9] [Missing=\*]

**Statistics [NW/ W]** [Valid=192 /-] [Invalid=2671 /-]

Value	Label	Cases	Percentage
1	Yes	54	28.1%
2	No	114	59.4%
3	Don't know	23	12.0%
9	Missing value	1	0.5%
Sysmiss		2671	

Warning: these figures indicate the number of cases found in the data file. They cannot be interpreted as summary statistics of the population of interest.

**# J030D: Pref. recruitment for men**

**Information** [Type= discrete] [Format=numeric] [Range= 1-9] [Missing=\*]

**Statistics [NW/ W]** [Valid=192 /-] [Invalid=2671 /-]

Value	Label	Cases	Percentage
1	Yes	22	11.5%
2	No	146	76.0%
3	Don't know	22	11.5%
9	Missing value	2	1.0%
Sysmiss		2671	

Warning: these figures indicate the number of cases found in the data file. They cannot be interpreted as summary statistics of the population of interest.

**# J030E: Maternity leave**

**Information** [Type= discrete] [Format=numeric] [Range= 1-9] [Missing=\*]

**Statistics [NW/ W]** [Valid=192 /-] [Invalid=2671 /-]

Value	Label	Cases	Percentage
1	Yes	0	
2	No	2	1.0%
3	Don't know	3	1.6%
9	Missing value	187	97.4%
Sysmiss		2671	

Warning: these figures indicate the number of cases found in the data file. They cannot be interpreted as summary statistics of the population of interest.

**# J030F: Differential retirement age**

**Information** [Type= discrete] [Format=numeric] [Range= 1-9] [Missing=\*]

**# J030F: Differential retirement age**

<b>Statistics [NW/ W]</b>	[Valid=192 /-] [Invalid=2671 /-]
---------------------------	----------------------------------

Value	Label	Cases	Percentage
1	Yes	29	15.1%
2	No	118	61.5%
3	Don't know	43	22.4%
9	Missing value	2	1.0%
Sysmiss		2671	

Warning: these figures indicate the number of cases found in the data file. They cannot be interpreted as summary statistics of the population of interest.

**# J030G: Preferential payment**

<b>Information</b>	[Type= discrete] [Format=numeric] [Range= 1-9] [Missing=*]
--------------------	--

<b>Statistics [NW/ W]</b>	[Valid=192 /-] [Invalid=2671 /-]
---------------------------	----------------------------------

Value	Label	Cases	Percentage
1	Yes	31	16.1%
2	No	149	77.6%
3	Don't know	11	5.7%
9	not stated	1	0.5%
Sysmiss		2671	

Warning: these figures indicate the number of cases found in the data file. They cannot be interpreted as summary statistics of the population of interest.

**# J030H: Others (specify)**

<b>Information</b>	[Type= discrete] [Format=numeric] [Range= 1-9] [Missing=*]
--------------------	--

<b>Statistics [NW/ W]</b>	[Valid=192 /-] [Invalid=2671 /-]
---------------------------	----------------------------------

Value	Label	Cases	Percentage
1	Yes	6	3.1%
2	No	170	88.5%
3	Don't know	14	7.3%
9	not stated	2	1.0%
Sysmiss		2671	

Warning: these figures indicate the number of cases found in the data file. They cannot be interpreted as summary statistics of the population of interest.

**# J030S: Other-Specify**

<b>Information</b>	[Type= discrete] [Format=character] [Missing=*]
--------------------	---

<b>Statistics [NW/ W]</b>	[Valid=4 /-] [Invalid=0 /-]
---------------------------	-----------------------------

Value	Label	Cases	Percentage
DORTOIR Z'ABAKOBWA ZIBARI NTO		1	25.0%
GUKANGURIRA ABAKOBWA KWIGA		1	25.0%
IMIKINO KU BAKOBWA		1	25.0%
IMIRIMO IMWE IBITERA(UBUZ.		1	25.0%

Warning: these figures indicate the number of cases found in the data file. They cannot be interpreted as summary statistics of the population of interest.

**# J040A: Quota for women (managm.)**

<b>Information</b>	[Type= discrete] [Format=numeric] [Range= 1-9] [Missing=*]
--------------------	--

<b># J040A: Quota for women (managm.)</b>			
<b>Statistics [NW/ W]</b>		[Valid=2863 /-] [Invalid=0 /-]	
<b>Value</b>	<b>Label</b>	<b>Cases</b>	<b>Percentage</b>
1	Yes	1650	57.6%
2	No	1208	42.2%
9	Missing value	5	0.2%
<i>Warning: these figures indicate the number of cases found in the data file. They cannot be interpreted as summary statistics of the population of interest.</i>			
<b># J040B: Overall quota for women</b>			
<b>Information</b>		[Type= discrete] [Format=numeric] [Range= 1-9] [Missing=*]	
<b>Statistics [NW/ W]</b>		[Valid=2863 /-] [Invalid=0 /-]	
<b>Value</b>	<b>Label</b>	<b>Cases</b>	<b>Percentage</b>
1	Yes	1487	51.9%
2	No	1371	47.9%
9	not stated	5	0.2%
<i>Warning: these figures indicate the number of cases found in the data file. They cannot be interpreted as summary statistics of the population of interest.</i>			
<b># J040C: Pref. recruitment for women</b>			
<b>Information</b>		[Type= discrete] [Format=numeric] [Range= 1-9] [Missing=*]	
<b>Statistics [NW/ W]</b>		[Valid=2863 /-] [Invalid=0 /-]	
<b>Value</b>	<b>Label</b>	<b>Cases</b>	<b>Percentage</b>
1	Yes	748	26.1%
2	No	2110	73.7%
9	not stated	5	0.2%
<i>Warning: these figures indicate the number of cases found in the data file. They cannot be interpreted as summary statistics of the population of interest.</i>			
<b># J040D: Pref. recruitment for men</b>			
<b>Information</b>		[Type= discrete] [Format=numeric] [Range= 1-9] [Missing=*]	
<b>Statistics [NW/ W]</b>		[Valid=2863 /-] [Invalid=0 /-]	
<b>Value</b>	<b>Label</b>	<b>Cases</b>	<b>Percentage</b>
1	Yes	321	11.2%
2	No	2537	88.6%
9	not stated	5	0.2%
<i>Warning: these figures indicate the number of cases found in the data file. They cannot be interpreted as summary statistics of the population of interest.</i>			
<b># J040H: Maternity leave</b>			
<b>Information</b>		[Type= discrete] [Format=numeric] [Range= 1-9] [Missing=*]	
<b>Statistics [NW/ W]</b>		[Valid=2863 /-] [Invalid=0 /-]	
<b>Value</b>	<b>Label</b>	<b>Cases</b>	<b>Percentage</b>
1	Yes	2575	89.9%
2	No	283	9.9%
9	not stated	5	0.2%
<i>Warning: these figures indicate the number of cases found in the data file. They cannot be interpreted as summary statistics of the population of interest.</i>			
<b># J040E: Differential retirement age</b>			
<b>Information</b>		[Type= discrete] [Format=numeric] [Range= 1-9] [Missing=*]	
<b>Statistics [NW/ W]</b>		[Valid=2863 /-] [Invalid=0 /-]	



**# J040E: Differential retirement age**

Value	Label	Cases	Percentage
1	Yes	1245	43.5%
2	No	1612	56.3%
9	not stated	6	0.2%

*Warning: these figures indicate the number of cases found in the data file. They cannot be interpreted as summary statistics of the population of interest.*

<b># J040F: Preferential payment</b>			
<b>Information</b>		[Type= discrete] [Format=numeric] [Range= 1-9] [Missing=*]	
<b>Statistics [NW/ W]</b>		[Valid=2863 /-] [Invalid=0 /-]	
<b>Value</b>	<b>Label</b>	<b>Cases</b>	<b>Percentage</b>
1	Yes	315	11.0%
2	No	2542	88.8%
9	not stated	6	0.2%
<i>Warning: these figures indicate the number of cases found in the data file. They cannot be interpreted as summary statistics of the population of interest.</i>			
<b># J040G: Others (specify)</b>			
<b>Information</b>		[Type= discrete] [Format=numeric] [Range= 1-9] [Missing=*]	
<b>Statistics [NW/ W]</b>		[Valid=2863 /-] [Invalid=0 /-]	
<b>Value</b>	<b>Label</b>	<b>Cases</b>	<b>Percentage</b>
1	Yes	81	2.8%
2	No	2766	96.6%
9	not stated	16	0.6%
<i>Warning: these figures indicate the number of cases found in the data file. They cannot be interpreted as summary statistics of the population of interest.</i>			
<b># J040S: Other-Specify</b>			
<b>Information</b>		[Type= discrete] [Format=character] [Missing=*]	
<b>Statistics [NW/ W]</b>		[Valid=62 /-] [Invalid=0 /-]	
<b>Value</b>	<b>Label</b>	<b>Cases</b>	<b>Percentage</b>
1	IISUMBANA RIKABIJE	1	1.6%
2	ABAGORE BAKANGANA N'ABAGABO	1	1.6%
3	AMACUMBI KU BAKOZI	1	1.6%
4	AMAHIRWE ANGANA KU BAGABO N'AB	1	1.6%
5	AMAHUGURWA KU BURINGANIRE	2	3.2%
6	AMAHUGURWA KU BURINGANIRE	1	1.6%
7	AMASAHA ATANDUKANYI YATANGIRA	1	1.6%
8	BABIKORA UKO BABYUMVA	1	1.6%
9	BYATERWA N'UBUSHOBOZI	1	1.6%
10	EQUAL TREATMENT	2	3.2%
11	EQUALITYIN EDUCATION SYSTEM	1	1.6%
12	GUFATIRA KU MANOTA AMWE ISHURI	1	1.6%

# J040S: Other-Specify

Value	Label	Cases	Percentage
GUFATWA KIMWE KUSHOBOYE		1	1.6%
GUHA ABAGORE AMAHIRWE YO KWIGA		1	1.6%
GUHA AGACIRO UMURIMO UVUNANYE		1	1.6%
GUHABWA IGIHE CYO KONSA		1	1.6%
GUHEMBWA KU BURYO BUMWE		1	1.6%
GUKANGURIRA ABAKOBWA KWIGA SCI		1	1.6%
GUKANGURIRA ABTUMV'UBUR		1	1.6%
GUKORERA MU MUCYO KURI BOSE		1	1.6%
GUKURIKIZA UBUSHOBOZI		1	1.6%
GUKURIKIZA UBUSHOBOZI BW'ABANT		1	1.6%
GUSABA/ GUHABWA IKIRUHU UMWAK		1	1.6%
GUSHAKIRA UBURYO ABAGORE BAKAR		1	1.6%
GUSHISHIKARI ABAGORE KWIGA		1	1.6%
GUSHISHIKARI ABAKOBWA KWIGA		1	1.6%
GUSHYIRA MUMWANYA UWAWUNSIND		1	1.6%
HABAHO UBURINGANIRI		1	1.6%
KNOWELDGE		1	1.6%
KONGERERWA UBUSHOBOZI BW KWIGA		1	1.6%
KONGERWA UMUSHAHARA		1	1.6%

# J040S: Other-Specify

Value	Label	Cases	Percentage
KONGERWA UMUSHAHARA + AMACUMBI		1	1.6%
KOROHERERW. KUKAZI YONGERERWA		1	1.6%
KOROHEREZA ABAGORE MURI CONDI		1	1.6%
KOROHEREZA ABAKOBWA KWIGA		1	1.6%
KUBAHA AKAZI KATAGORANYI		1	1.6%
KUBAHANA HAGATI YABO		1	1.6%
KUGABANYIRI AMASAHA		1	1.6%
KUMVA NEZA IHAME RY'UBURINGAN		1	1.6%
KUREBA UBURAMBE MU KAZI		1	1.6%
KUVANAHO ITEGEKO MURI KAMINUZA		1	1.6%
KUZAMURWA K'UMUSHAHAR		1	1.6%
KUZAMURWA KU MUSHAHARA WE		1	1.6%
KWEMERA UBURAMBO BUVUYE MUBIND		1	1.6%
KWEREKANA UBUSHOBOZI BWA BURIM		1	1.6%
KWIGISHWA KU BURINGANIRE		1	1.6%
KWIHANGANIR ABAGORE		1	1.6%
Kureba Ubushobozi		1	1.6%
NIVEAU ET CAPACITE		1	1.6%
PREFERENTIAL ADMISSION OF WOMEN		1	1.6%
PUNISHMENT MEANS		1	1.6%

<b># J040S: Other-Specify</b>			
<b>Value</b>	<b>Label</b>	<b>Cases</b>	<b>Percentage</b>
SELON LA CAPACITE UBUSHOBOZI		1	1.6%
TRANCIPARAN MU ITANGWA RY'AK		1	1.6%
UBUMENYI BIDASHINGIYE KU GITSN		1	1.6%
UBUSHOBOZI		1	1.6%
UMWANYA WO KWONSA		1	1.6%
YAKITA KUBUSHOBOZI		1	1.6%
gushyira abana babakobwa mwish		1	1.6%
ubushobozi		1	1.6%
ubwihero buberanyo n'abadamu		1	1.6%

*Warning: these figures indicate the number of cases found in the data file. They cannot be interpreted as summary statistics of the population of interest.*

#### # K010: Has your organization introduced the use of ICT?

<b>Information</b>	[Type= discrete] [Format=numeric] [Range= 1-9] [Missing=*]		
<b>Statistics [NW/ W]</b>	[Valid=2863 /-] [Invalid=0 /-]		
<b>Value</b>	<b>Label</b>	<b>Cases</b>	<b>Percentage</b>
1	Yes	1917	67.0%
2	No	943	32.9%
9	Missing value	3	0.1%

*Warning: these figures indicate the number of cases found in the data file. They cannot be interpreted as summary statistics of the population of interest.*

#### # K020A: Production

<b>Information</b>	[Type= discrete] [Format=numeric] [Range= 1-9] [Missing=*]		
<b>Statistics [NW/ W]</b>	[Valid=1917 /-] [Invalid=946 /-]		
<b>Value</b>	<b>Label</b>	<b>Cases</b>	<b>Percentage</b>
1	Yes	1564	81.6%
2	No	179	9.3%
3	Don't Know	173	9.0%
9	Missing value	1	0.1%
Sysmiss		946	

*Warning: these figures indicate the number of cases found in the data file. They cannot be interpreted as summary statistics of the population of interest.*

#### # K020B: Marketing

<b>Information</b>	[Type= discrete] [Format=numeric] [Range= 1-9] [Missing=*]		
<b>Statistics [NW/ W]</b>	[Valid=1917 /-] [Invalid=946 /-]		
<b>Value</b>	<b>Label</b>	<b>Cases</b>	<b>Percentage</b>
1	Yes	638	33.3%
2	No	1010	52.7%
3	Don't Know	268	14.0%

<b># K020B: Marketing</b>			
<b>Value</b>	<b>Label</b>	<b>Cases</b>	<b>Percentage</b>
9	Missing value	1	0.1%
Sysmiss		946	
<i>Warning: these figures indicate the number of cases found in the data file. They cannot be interpreted as summary statistics of the population of interest.</i>			
<b># K020C: Human resource management</b>			
<b>Information</b>	[Type= discrete] [Format=numeric] [Range= 1-9] [Missing=*]		
<b>Statistics [NW/ W]</b>	[Valid=1917 /-] [Invalid=946 /-]		
<b>Value</b>	<b>Label</b>	<b>Cases</b>	<b>Percentage</b>
1	Yes	863	45.0%
2	No	804	41.9%
3	Don't Know	249	13.0%
9	Missing value	1	0.1%
Sysmiss		946	
<i>Warning: these figures indicate the number of cases found in the data file. They cannot be interpreted as summary statistics of the population of interest.</i>			
<b># K020D: Communication</b>			
<b>Information</b>	[Type= discrete] [Format=numeric] [Range= 1-9] [Missing=*]		
<b>Statistics [NW/ W]</b>	[Valid=1917 /-] [Invalid=946 /-]		
<b>Value</b>	<b>Label</b>	<b>Cases</b>	<b>Percentage</b>
1	Yes	1126	58.7%
2	No	562	29.3%
3	Don't Know	228	11.9%
9	Missing value	1	0.1%
Sysmiss		946	
<i>Warning: these figures indicate the number of cases found in the data file. They cannot be interpreted as summary statistics of the population of interest.</i>			
<b># K020E: Records management</b>			
<b>Information</b>	[Type= discrete] [Format=numeric] [Range= 1-9] [Missing=*]		
<b>Statistics [NW/ W]</b>	[Valid=1917 /-] [Invalid=946 /-]		
<b>Value</b>	<b>Label</b>	<b>Cases</b>	<b>Percentage</b>
1	Yes	1672	87.2%
2	No	62	3.2%
3	Don't Know	182	9.5%
9	Missing value	1	0.1%
Sysmiss		946	
<i>Warning: these figures indicate the number of cases found in the data file. They cannot be interpreted as summary statistics of the population of interest.</i>			
<b># K020F: Accounting/Finance/Budgeting</b>			
<b>Information</b>	[Type= discrete] [Format=numeric] [Range= 1-9] [Missing=*]		
<b>Statistics [NW/ W]</b>	[Valid=1917 /-] [Invalid=946 /-]		
<b>Value</b>	<b>Label</b>	<b>Cases</b>	<b>Percentage</b>
1	Yes	1589	82.9%
2	No	123	6.4%
3	Don't Know	204	10.6%
9	Missing value	1	0.1%
Sysmiss		946	

<b># K020F: Accounting/Finance/Budgeting</b>			
<i>Warning: these figures indicate the number of cases found in the data file. They cannot be interpreted as summary statistics of the population of interest.</i>			
<b># K020G: Others (specify)</b>			
<b>Information</b>	[Type= discrete] [Format=numeric] [Range= 1-9] [Missing=*]		
<b>Statistics [NW/ W]</b>	[Valid=1917 /-] [Invalid=946 /-]		
<b>Value</b>	<b>Label</b>	<b>Cases</b>	<b>Percentage</b>
1	Yes	145	7.6%
2	No	1479	77.2%
3	Don't Know	286	14.9%
9	Missing value	7	0.4%
Sysmiss		946	
<i>Warning: these figures indicate the number of cases found in the data file. They cannot be interpreted as summary statistics of the population of interest.</i>			
<b># K020H: Recruitment</b>			
<b>Information</b>	[Type= discrete] [Format=numeric] [Range= 1-9] [Missing=*]		
<b>Statistics [NW/ W]</b>	[Valid=1917 /-] [Invalid=946 /-]		
<b>Value</b>	<b>Label</b>	<b>Cases</b>	<b>Percentage</b>
1	Yes	465	24.3%
2	No	1151	60.0%
3	Don't Know	297	15.5%
9	Missing value	4	0.2%
Sysmiss		946	
<i>Warning: these figures indicate the number of cases found in the data file. They cannot be interpreted as summary statistics of the population of interest.</i>			
<b># K020S: Other-Specify</b>			
<b>Information</b>	[Type= discrete] [Format=character] [Missing=*]		
<b>Statistics [NW/ W]</b>	[Valid=109 /-] [Invalid=0 /-]		
<b>Value</b>	<b>Label</b>	<b>Cases</b>	<b>Percentage</b>
3KWIGISHA		1	0.9%
ABANA BIGIRA COMPUTER LESSON		1	0.9%
AMAMASHINI ATANDUKANYI MU KUBA		1	0.9%
BARYIGIRAHO KU ISHURI		1	0.9%
BIBAFASHA GUTEGURA AMASOMO NEZ		1	0.9%
BULLETIN		3	2.8%
COMMUNICATI		2	1.8%
DOCUMENTATI		1	0.9%
E-LEARNING EDUCATION		4	3.7%
Ensigement		1	0.9%
GUHUGURA ABARIMU		1	0.9%

# K020S: Other-Specify

Value	Label	Cases	Percentage
GUHUGURA ABATURAGE		1	0.9%
GUKORA AMABILLETIN		1	0.9%
GUKORA BULLETIN		3	2.8%
GUKORA BULLETIN Z'ABANYESHU		2	1.8%
GUKORA INDANGAMANG		2	1.8%
GUKORA RAPORO		1	0.9%
GUSHAKA AMASOMO		1	0.9%
GUSHAKA BOURSE		1	0.9%
GUTANGA AMASOMO		2	1.8%
GUTANGA UBUMENYI		1	0.9%
GUTEGURA EXAMEN&BULI		1	0.9%
GUTEGURA IBIZAMI		1	0.9%
GUTEGURA IBIZAMINI		2	1.8%
GUTEGURA NO GUTANGA IBIZAMINI		1	0.9%
GUTUNGANYA AMANOTA Y'ABANYESHU		1	0.9%
INFORMATION AND ENTERTAINME		1	0.9%
INYANDIKO ZITANDUKANY		1	0.9%
Imyigishirize		1	0.9%
KIGISHA ABANA		1	0.9%
KUZUZA BULLETINS Z'ABANYESHU		1	0.9%
KWA MUGANGA		1	0.9%
KWANDIKA		1	0.9%
KWANDIKA AMA RAPPORT		1	0.9%
KWANDIKA IBIZAMI		1	0.9%
KWANDIKA IBIZAMINI		2	1.8%



# K020S: Other-Specify

Value	Label	Cases	Percentage
KWANDIKA INYANDIKO		1	0.9%
KWANDIKA INYANDIKO Z'AKAZI		1	0.9%
KWIGA		1	0.9%
KWIGA NEZA		1	0.9%
KWIGA UBUSHAKASHA		1	0.9%
KWIGIRA KURI MUDASOBWA		1	0.9%
KWIGISHA		3	2.8%
KWIGISHA ,UBU		1	0.9%
KWIGISHA A DISTANCE		1	0.9%
KWIGISHA ABANYESHULI		1	0.9%
KWIGISHA ABANYESHURI		4	3.7%
KWIGISHA ABANYESHURI MURI PRIM		1	0.9%
KWIGISHA ABARIMU MUDASOBWA		1	0.9%
KWIGISHA AHAKORESHW. COMPUTER		1	0.9%
KWIGISHA AMWE MU MASOMO		1	0.9%
KWIGISHA NEZA		1	0.9%
KWIGISHA(PRO		1	0.9%
KWIGISHA3		1	0.9%
KWIGISHWA		1	0.9%
LABORATOIRE		1	0.9%
LAG SKILLS		1	0.9%
LIBRARY MANAGEMENT		1	0.9%
LOISIR		1	0.9%
LOISIR(IMYIDA		1	0.9%
MU BUREZI		1	0.9%
MU KWIGISHA		1	0.9%
MU KWIGISHA ABANYESHURI		1	0.9%
MU MUZIKI		1	0.9%
MU MYIGIRE Y'ABANYESHU		1	0.9%
MUGUTEGURA AMASOMO		1	0.9%

### # K020S: Other-Specify

Value	Label	Cases	Percentage
RAPPORT RECHERCHE		3	2.8%
RAPPORT Y'ABAKOZI		1	0.9%
RAPPORT, RECHERCHE		1	0.9%
RAPPORT, RESECHE		1	0.9%
RAPPORT,RECH		1	0.9%
RECHERCHE		1	0.9%
RECHERCHE RAPPORTS		1	0.9%
RECHERCHER YA PROJET		1	0.9%
SALLE INFORMATIQUI		1	0.9%
TEACHING		2	1.8%
TEACHING SCHEMS		1	0.9%
TELE-EDUCATION		1	0.9%
UBUSHAKASHA		1	0.9%
USE PROJECTION IN CLASS		1	0.9%
WORK SHOP		1	0.9%
gushyira ibipapuro ahantu hata		1	0.9%
kwandika abanyeshuri		1	0.9%
kwigisha		1	0.9%
mu banyeshuri		1	0.9%
mugutegura ibizamini		1	0.9%
repts for students		1	0.9%

Warning: these figures indicate the number of cases found in the data file. They cannot be interpreted as summary statistics of the population of interest.

### # K030A: Production

<b>Information</b>	[Type= discrete] [Format=numeric] [Range= 0-9] [Missing=*]		
<b>Statistics [NW/ W]</b>	[Valid=1917 /-] [Invalid=946 /-]		
Value	Label	Cases	Percentage
0	Don't know	169	8.8%
1	Increased/improved	1493	77.9%
2	Decreased	11	0.6%
3	No effect	36	1.9%
4	Not applicable	206	10.7%
9	Missing value	2	0.1%
Sysmiss		946	

Warning: these figures indicate the number of cases found in the data file. They cannot be interpreted as summary statistics of the population of interest.

<b># K030B: Marketing</b>			
<b>Information</b>		[Type= discrete] [Format=numeric] [Range= 0-9] [Missing=*]	
<b>Statistics [NW/ W]</b>		[Valid=1917 /-] [Invalid=946 /-]	
<b>Value</b>	<b>Label</b>	<b>Cases</b>	<b>Percentage</b>
0	Don't know	225	11.7%
1	Increased/improved	597	31.1%
2	Decreased	41	2.1%
3	No effect	49	2.6%
4	Not applicable	1003	52.3%
9	Missing value	2	0.1%
Sysmiss		946	
<i>Warning: these figures indicate the number of cases found in the data file. They cannot be interpreted as summary statistics of the population of interest.</i>			
<b># K030C: Human resource management</b>			
<b>Information</b>		[Type= discrete] [Format=numeric] [Range= 0-9] [Missing=*]	
<b>Statistics [NW/ W]</b>		[Valid=1917 /-] [Invalid=946 /-]	
<b>Value</b>	<b>Label</b>	<b>Cases</b>	<b>Percentage</b>
0	Don't know	216	11.3%
1	Increased/improved	792	41.3%
2	Decreased	33	1.7%
3	No effect	56	2.9%
4	Not applicable	818	42.7%
9	Missing value	2	0.1%
Sysmiss		946	
<i>Warning: these figures indicate the number of cases found in the data file. They cannot be interpreted as summary statistics of the population of interest.</i>			
<b># K030D: Communication</b>			
<b>Information</b>		[Type= discrete] [Format=numeric] [Range= 0-9] [Missing=*]	
<b>Statistics [NW/ W]</b>		[Valid=1917 /-] [Invalid=946 /-]	
<b>Value</b>	<b>Label</b>	<b>Cases</b>	<b>Percentage</b>
0	Don't know	193	10.1%
1	Increased/improved	1068	55.7%
2	Decreased	34	1.8%
3	No effect	51	2.7%
4	Not applicable	569	29.7%
9	Missing value	2	0.1%
Sysmiss		946	
<i>Warning: these figures indicate the number of cases found in the data file. They cannot be interpreted as summary statistics of the population of interest.</i>			
<b># K030E: Records management</b>			
<b>Information</b>		[Type= discrete] [Format=numeric] [Range= 0-9] [Missing=*]	
<b>Statistics [NW/ W]</b>		[Valid=1917 /-] [Invalid=946 /-]	
<b>Value</b>	<b>Label</b>	<b>Cases</b>	<b>Percentage</b>
0	Don't know	188	9.8%
1	Increased/improved	1568	81.8%
2	Decreased	26	1.4%
3	No effect	31	1.6%

<b># K030E: Records management</b>			
<b>Value</b>	<b>Label</b>	<b>Cases</b>	<b>Percentage</b>
4	Not applicable	102	5.3%
9	Missing value	2	0.1%
Sysmiss		946	
<i>Warning: these figures indicate the number of cases found in the data file. They cannot be interpreted as summary statistics of the population of interest.</i>			
<b># K030F: Accounting/Finance/Budgeting</b>			
<b>Information</b>	[Type= discrete] [Format=numeric] [Range= 0-9] [Missing=*]		
<b>Statistics [NW/ W]</b>	[Valid=1917 /-] [Invalid=946 /-]		
<b>Value</b>	<b>Label</b>	<b>Cases</b>	<b>Percentage</b>
0	Don't know	216	11.3%
1	Increased/improved	1472	76.8%
2	Decreased	21	1.1%
3	No effect	36	1.9%
4	Not applicable	170	8.9%
9	Missing value	2	0.1%
Sysmiss		946	
<i>Warning: these figures indicate the number of cases found in the data file. They cannot be interpreted as summary statistics of the population of interest.</i>			
<b># K030G: Others (specify)</b>			
<b>Information</b>	[Type= discrete] [Format=numeric] [Range= 0-9] [Missing=*]		
<b>Statistics [NW/ W]</b>	[Valid=1917 /-] [Invalid=946 /-]		
<b>Value</b>	<b>Label</b>	<b>Cases</b>	<b>Percentage</b>
0	Don't know	250	13.0%
1	Increased/improved	134	7.0%
2	Decreased	101	5.3%
3	No effect	27	1.4%
4	Not applicable	1398	72.9%
9	Missing value	7	0.4%
Sysmiss		946	
<i>Warning: these figures indicate the number of cases found in the data file. They cannot be interpreted as summary statistics of the population of interest.</i>			
<b># K030H: Recruitment</b>			
<b>Information</b>	[Type= discrete] [Format=numeric] [Range= 0-9] [Missing=*]		
<b>Statistics [NW/ W]</b>	[Valid=1917 /-] [Invalid=946 /-]		
<b>Value</b>	<b>Label</b>	<b>Cases</b>	<b>Percentage</b>
0	Don't know	241	12.6%
1	Increased/improved	416	21.7%
2	Decreased	61	3.2%
3	No effect	62	3.2%
4	Not applicable	1133	59.1%
9	Missing value	4	0.2%
Sysmiss		946	
<i>Warning: these figures indicate the number of cases found in the data file. They cannot be interpreted as summary statistics of the population of interest.</i>			
<b># K030S: Other-Specify</b>			
<b>Information</b>	[Type= discrete] [Format=character] [Missing=*]		
<b>Statistics [NW/ W]</b>	[Valid=39 /-] [Invalid=0 /-]		

# K030S: Other-Specify

Value	Label	Cases	Percentage
ABANA BIGANEZA CPU SCIENCE		1	2.6%
ABARIMU BABONA CONNAISSANC IH		1	2.6%
BULLETIN		1	2.6%
BYATUMYE BIGA MUDASOBWA		1	2.6%
COMMUNICATI		2	5.1%
E-LEARNING		1	2.6%
EDUCATION		1	2.6%
GUTANGA AMARAPORO		1	2.6%
GUTANGA AMASOMO		1	2.6%
GUTANGA UBUMENYI		1	2.6%
GUTEGURA IBIZAMI		1	2.6%
GUTEGURA NO GUTANGA IBIZAMINI		1	2.6%
INYANDIKO ZOHEREZWA MUBUYOBOZI		1	2.6%
KUBONA BULLETINS VUBA		1	2.6%
KUBONA DOCUMENTS BYIHUSE		1	2.6%
KWANDIKA IBIZAMINI BYABAYE BYI		1	2.6%
KWIGA		1	2.6%
KWIGA NEZA KUBANYESHUF		1	2.6%
KWIGISHA		1	2.6%
KWIGISHA ABANA MURI PRIMAIRE		1	2.6%
KWIGISHA ABANYESHURI		1	2.6%
KWIGISHA(PRO		1	2.6%
KWIGISHWA		1	2.6%
KWIHUTISHA AKAZI		2	5.1%
MU BUREZI		1	2.6%
MU GUTEGWA AMASOMO		1	2.6%

### # K030S: Other-Specify

Value	Label	Cases	Percentage
MU KWIGISHA		1	2.6%
MU MUZIKI		1	2.6%
MUGUTEGURA AMASOMO		1	2.6%
MUMASOMO		1	2.6%
RIFASHA N'ABATURANY		1	2.6%
RYONGEREWE GUKORA BULLETIN		1	2.6%
SAL.INFORMAT BIHUGURIRAM		1	2.6%
WORK SHOP		1	2.6%
akavyo		1	2.6%
gutanga ikizere kubatugana		1	2.6%
kwandika abanyeshuri		1	2.6%

Warning: these figures indicate the number of cases found in the data file. They cannot be interpreted as summary statistics of the population of interest.

### # K040A: Individual Computer

<b>Information</b>	[Type= discrete] [Format=numeric] [Range= 1-9] [Missing=*]
<b>Statistics [NW/ W]</b>	[Valid=1917 /-] [Invalid=946 /-]

Value	Label	Cases	Percentage
1	Yes	552	28.8%
2	No	1363	71.1%
9	Missing value	2	0.1%
Sysmiss		946	

Warning: these figures indicate the number of cases found in the data file. They cannot be interpreted as summary statistics of the population of interest.

### # K040B: Shared computer

<b>Information</b>	[Type= discrete] [Format=numeric] [Range= 1-9] [Missing=*]
<b>Statistics [NW/ W]</b>	[Valid=1917 /-] [Invalid=946 /-]

Value	Label	Cases	Percentage
1	Yes	1069	55.8%
2	No	846	44.1%
9	Missing value	2	0.1%
Sysmiss		946	

Warning: these figures indicate the number of cases found in the data file. They cannot be interpreted as summary statistics of the population of interest.

### # K040C: Private access to email

<b>Information</b>	[Type= discrete] [Format=numeric] [Range= 1-9] [Missing=*]
<b>Statistics [NW/ W]</b>	[Valid=1917 /-] [Invalid=946 /-]

Value	Label	Cases	Percentage
1	Yes	864	45.1%
2	No	1051	54.8%
9	Missing value	2	0.1%
Sysmiss		946	

**# K040C: Private access to email**

Warning: these figures indicate the number of cases found in the data file. They cannot be interpreted as summary statistics of the population of interest.

**# K040D: Common access to email**

Information [Type= discrete] [Format=numeric] [Range= 1-9] [Missing=\*]

Statistics [NW/ W] [Valid=1917 /-] [Invalid=946 /-]

Value	Label	Cases	Percentage
1	Yes	568	29.6%
2	No	1347	70.3%
9	Missing value	2	0.1%
Sysmiss		946	

Warning: these figures indicate the number of cases found in the data file. They cannot be interpreted as summary statistics of the population of interest.

**# K040E: Access to internet**

Information [Type= discrete] [Format=numeric] [Range= 1-9] [Missing=\*]

Statistics [NW/ W] [Valid=1917 /-] [Invalid=946 /-]

Value	Label	Cases	Percentage
1	Yes	920	48.0%
2	No	995	51.9%
9	Missing value	2	0.1%
Sysmiss		946	

Warning: these figures indicate the number of cases found in the data file. They cannot be interpreted as summary statistics of the population of interest.

**# K040F: Others (specify).**

Information [Type= discrete] [Format=numeric] [Range= 1-9] [Missing=\*]

Statistics [NW/ W] [Valid=1917 /-] [Invalid=946 /-]

Value	Label	Cases	Percentage
1	Yes	27	1.4%
2	No	1871	97.6%
9	Missing value	19	1.0%
Sysmiss		946	

Warning: these figures indicate the number of cases found in the data file. They cannot be interpreted as summary statistics of the population of interest.

**# K040S: Other-Specify**

Information [Type= discrete] [Format=character] [Missing=\*]

Statistics [NW/ W] [Valid=18 /-] [Invalid=0 /-]

Value	Label	Cases	Percentage
2		1	5.6%
AJYA KURI MUDASOBWA ,		1	5.6%
BIBLIOTHEQUE		2	11.1%
Gutegura amasomo byaroroshye		1	5.6%
IBIKORESHO BY'ISUKU		1	5.6%
IMPRIMENTE		1	5.6%
KWANDIKA IBIZAMI		1	5.6%

**# K040S: Other-Specify**

Value	Label	Cases	Percentage
KWIHUGURA MURI LAP TOP100LPC		1	5.6%
MUGUSHAKA IBITABO		1	5.6%
NTAMUDASOB' ZIHARI		1	5.6%
PRINTER		1	5.6%
PROJECTEUR		1	5.6%
PROJECTION		1	5.6%
PROJECTORS		1	5.6%
computer lob		1	5.6%
kwiga system atariazi		1	5.6%
muri maternelle nta mudasobwa		1	5.6%

Warning: these figures indicate the number of cases found in the data file. They cannot be interpreted as summary statistics of the population of interest.

**# K050A: Individual Computer**

<b>Information</b>	[Type= discrete] [Format=numeric] [Range= 1-9] [Missing=*]
<b>Statistics [NW/ W]</b>	[Valid=1917 /-] [Invalid=946 /-]

Value	Label	Cases	Percentage
1	Yes	1354	70.6%
2	No	562	29.3%
9	Missing value	1	0.1%
Sysmiss		946	

Warning: these figures indicate the number of cases found in the data file. They cannot be interpreted as summary statistics of the population of interest.

**# K050B: Shared computer**

<b>Information</b>	[Type= discrete] [Format=numeric] [Range= 1-9] [Missing=*]
<b>Statistics [NW/ W]</b>	[Valid=1917 /-] [Invalid=946 /-]

Value	Label	Cases	Percentage
1	Yes	1027	53.6%
2	No	889	46.4%
9	Missing value	1	0.1%
Sysmiss		946	

Warning: these figures indicate the number of cases found in the data file. They cannot be interpreted as summary statistics of the population of interest.

**# K050C: Private access to email**

<b>Information</b>	[Type= discrete] [Format=numeric] [Range= 1-9] [Missing=*]
<b>Statistics [NW/ W]</b>	[Valid=1917 /-] [Invalid=946 /-]

Value	Label	Cases	Percentage
1	Yes	1280	66.8%
2	No	636	33.2%
9	Missing value	1	0.1%
Sysmiss		946	

Warning: these figures indicate the number of cases found in the data file. They cannot be interpreted as summary statistics of the population of interest.



<b># K050D: Common access to email</b>			
<b>Information</b>	[Type= discrete] [Format=numeric] [Range= 1-9] [Missing=*]		
<b>Statistics [NW/ W]</b>	[Valid=1917 /-] [Invalid=946 /-]		
<b>Value</b>	<b>Label</b>	<b>Cases</b>	<b>Percentage</b>
1	Yes	1016	53.0%
2	No	900	46.9%
9	Missing value	1	0.1%
Sysmiss		946	
<i>Warning: these figures indicate the number of cases found in the data file. They cannot be interpreted as summary statistics of the population of interest.</i>			
<b># K050E: Access to internet</b>			
<b>Information</b>	[Type= discrete] [Format=numeric] [Range= 1-9] [Missing=*]		
<b>Statistics [NW/ W]</b>	[Valid=1917 /-] [Invalid=946 /-]		
<b>Value</b>	<b>Label</b>	<b>Cases</b>	<b>Percentage</b>
1	Yes	1412	73.7%
2	No	504	26.3%
9	Missing value	1	0.1%
Sysmiss		946	
<i>Warning: these figures indicate the number of cases found in the data file. They cannot be interpreted as summary statistics of the population of interest.</i>			
<b># K050F: Others (specify).</b>			
<b>Information</b>	[Type= discrete] [Format=numeric] [Range= 1-9] [Missing=*]		
<b>Statistics [NW/ W]</b>	[Valid=1917 /-] [Invalid=946 /-]		
<b>Value</b>	<b>Label</b>	<b>Cases</b>	<b>Percentage</b>
1	Yes	75	3.9%
2	No	1824	95.1%
9	Missing value	18	0.9%
Sysmiss		946	
<i>Warning: these figures indicate the number of cases found in the data file. They cannot be interpreted as summary statistics of the population of interest.</i>			
<b># K050S: Other-Specify</b>			
<b>Information</b>	[Type= discrete] [Format=character] [Missing=*]		
<b>Statistics [NW/ W]</b>	[Valid=63 /-] [Invalid=0 /-]		
<b>Value</b>	<b>Label</b>	<b>Cases</b>	<b>Percentage</b>
.		2	3.2%
3		1	1.6%
ABONNEMENT YA CONNECTION		1	1.6%
AKENEYE KA ALARME ELECTRONIQUI		1	1.6%
AMAHUGURW/ KURI		1	1.6%
AMAHUGURW/ KURI INFORMATIQUI		1	1.6%
AMAHUGURW/ KURI MUDASOBWA		1	1.6%
AMASHANYAR		1	1.6%

# K050S: Other-Specify

Value	Label	Cases	Percentage
BAKENEYE FLASH DISK ZO GUKORES		1	1.6%
BIBLIOTHEQUI		1	1.6%
BIBLIOTHEQUE		1	1.6%
CAMERA		1	1.6%
CARTE DU MONDE		1	1.6%
FAX		1	1.6%
FLASH		1	1.6%
FLASH DISK		1	1.6%
FORMATION KURI TECHNOLOGY		1	1.6%
FREE ACCESS ON INTERNET		1	1.6%
GUHUGURWA MURI ICT		1	1.6%
IBIKORESHO BY'ISUKU		1	1.6%
IBITABO BIRI UPDATE		1	1.6%
IBITABO,ONE LAPTOP PER CHILD		1	1.6%
IMPRIMANTE YIHARIYE		1	1.6%
IMPRIMANTES,		1	1.6%
IMPRIMENTE		1	1.6%
KONGERA COMPUTER UMUBARE		1	1.6%
KWANDIKA IBIZAMI		1	1.6%
KWIYONGERA KUMUSHAHAR		1	1.6%
MACHINE NA ACCESSOIRES ZAYO		1	1.6%
MODEM		2	3.2%
MODERN		2	3.2%
MYAGUSHAKA ANDI MAKURU		1	1.6%
NTA KINDI		1	1.6%
NTA MWANYA BABIBONERA		1	1.6%
PHOTOCOPIEUS		1	1.6%
PROJECTEUR		3	4.8%
PROJECTEUR FO TEACHING		1	1.6%

<b># K050S: Other-Specify</b>			
<b>Value</b>	<b>Label</b>	<b>Cases</b>	<b>Percentage</b>
PROJECTEUR MU KWIGISHA		1	1.6%
PROJECTEURS		1	1.6%
PROJECTOR		1	1.6%
PROJECTORS		3	4.8%
PROJESTEUR		1	1.6%
Projecteur		1	1.6%
SCANNER ASANGIYE N'ABANDI		1	1.6%
SOFTWARE ZIMWE BAKENERA MUKAZI		1	1.6%
SURGERY TABLE,ELECTR EXTEN		1	1.6%
TELEPHONE FIXE		1	1.6%
TELEPHONE FIXE IKIGO		1	1.6%
TRANSPORT		1	1.6%
UBURINZI IMYUKA IHUMANYA		1	1.6%
UBUSHAKASHA		1	1.6%
UMURIRO W'AMASHANYA		1	1.6%
VIDEO PROJECTEUR		1	1.6%
documentation		1	1.6%
library on line		1	1.6%
training ict		1	1.6%
<i>Warning: these figures indicate the number of cases found in the data file. They cannot be interpreted as summary statistics of the population of interest.</i>			
<b># K060: Do you feel properly equipped to make fully use of the potential of ICT at your workplace?</b>			
<b>Information</b>	[Type= discrete] [Format=numeric] [Range= 1-9] [Missing=*]		
<b>Statistics [NW/ W]</b>	[Valid=636 /-] [Invalid=2227 /-]		
<b>Value</b>	<b>Label</b>	<b>Cases</b>	<b>Percentage</b>
1	Yes	247	38.8%
2	No, lack of skills	82	12.9%
3	No, lack of enough equipment	198	31.1%
4	No Lack of skills and equipment	109	17.1%
9	Missing value	0	
Sysmiss		2227	
<i>Warning: these figures indicate the number of cases found in the data file. They cannot be interpreted as summary statistics of the population of interest.</i>			
<b># L010: monthly gross earnings</b>			
<b>Information</b>	[Type= continuous] [Format=numeric] [Range= 5000-4321915] [Missing=*/999999999]		
<b>Statistics [NW/ W]</b>	[Valid=2839 /-] [Invalid=24 /-] [Mean=148078.504 /-] [StdDev=286321.979 /-]		

<b># L011: What is your monthly net earnings?</b>			
<b>Information</b>	[Type= continuous] [Format=numeric] [Range= 4550-3842616] [Missing=*/999999999]		
<b>Statistics [NW/ W]</b>	[Valid=2843 /-] [Invalid=20 /-] [Mean=108250.836 /-] [StdDev=200919.516 /-]		
<b># L020: Mode of your mounltly payment?</b>			
<b>Information</b>	[Type= discrete] [Format=numeric] [Range= 1-9] [Missing=*]		
<b>Statistics [NW/ W]</b>	[Valid=2863 /-] [Invalid=0 /-]		
<b>Value</b>	<b>Label</b>	<b>Cases</b>	<b>Percentage</b>
1	Paid to me directly/my bank	2837	99.1%
2	Paid to my spouse	1	0.0%
3	Paid to my relatives	1	0.0%
4	Paid to employment agent	2	0.1%
5	Paid to school/TVET institute	3	0.1%
6	Others (specify)	2	0.1%
9	Not stated	17	0.6%
<i>Warning: these figures indicate the number of cases found in the data file. They cannot be interpreted as summary statistics of the population of interest.</i>			
<b># L020S: Other-Specify</b>			
<b>Information</b>	[Type= discrete] [Format=character] [Missing=*]		
<b>Statistics [NW/ W]</b>	[Valid=2 /-] [Invalid=0 /-]		
<b>Value</b>	<b>Label</b>	<b>Cases</b>	<b>Percentage</b>
BAYAHA COMMUNAUTE DES FRERES		1	50.0%
BAYASHYIRA KURI KONTI		1	50.0%
<i>Warning: these figures indicate the number of cases found in the data file. They cannot be interpreted as summary statistics of the population of interest.</i>			
<b># L030: Do you have another occupation / job/employment?</b>			
<b>Information</b>	[Type= discrete] [Format=numeric] [Range= 1-9] [Missing=*]		
<b>Statistics [NW/ W]</b>	[Valid=2863 /-] [Invalid=0 /-]		
<b>Value</b>	<b>Label</b>	<b>Cases</b>	<b>Percentage</b>
1	No	2387	83.4%
2	Yes, another employment	183	6.4%
3	Yes, another business (self-empl.)	59	2.1%
4	Yes, farming	231	8.1%
9	Not stated	3	0.1%
<i>Warning: these figures indicate the number of cases found in the data file. They cannot be interpreted as summary statistics of the population of interest.</i>			
<b># L040: If yes, what kind of occupation / job</b>			
<b>Information</b>	[Type= discrete] [Format=character] [Missing=*]		
<b>Statistics [NW/ W]</b>	[Valid=476 /-] [Invalid=0 /-]		
<b>Value</b>	<b>Label</b>	<b>Cases</b>	<b>Percentage</b>
112122		1	0.2%
4		1	0.2%
ABAMBU AMAPOTOMUR COTRACO		1	0.2%

# L040: If yes, what kind of occupation / job

Value	Label	Cases	Percentage
ACURUZA AMA VESTES Y'ABAGABO		1	0.2%
ACURUZA BOUTIQUE Y'IBIRIBWA		1	0.2%
ACURUZA INYONGERA MUSARURO		1	0.2%
ACURUZA UBUCONCO		1	0.2%
AFITE ATELIER IBAZA		1	0.2%
AFITE INZU ZIKODESHWA		1	0.2%
AFITE MOTO IKORA TAXI		1	0.2%
AFITE URUTOKI N'UMURIMA		1	0.2%
AHINGA IBIGORI		1	0.2%
AHINGA IBIHINGWA NGANDURARU		1	0.2%
AHINGA IBIRIBWA NGENGABUKU		1	0.2%
AKABARI GACUCU		1	0.2%
AKAZI K'UBUHINZI		1	0.2%
AKAZI KO GUHINGA		1	0.2%
AKAZI KO MUBUHINZI		1	0.2%
AKAZI KUBUFUNDI		1	0.2%
AKORA MUBUHINZI BW'IBISHYIMBO		1	0.2%
AKORA UBUHINZI BW'IBISHYIMBO		1	0.2%
AKORA UBUHINZI N'UBWOROZI		1	0.2%
AKORA UBUHINZI NGANDURARU		1	0.2%
ANIMATRICE		1	0.2%
ARAHINGA		1	0.2%
ARAHINGA AKANORORA		1	0.2%

# L040: If yes, what kind of occupation / job

Value	Label	Cases	Percentage
ARAHINGA IBIGORI N'IBISHIMBO		1	0.2%
ARAHINGA IBISHYI,IMYUM		1	0.2%
ARAHINGA URUTOKI		1	0.2%
ARAHINGA,AK.		1	0.2%
ARAHINGISHA AFITE AMAZU AKADES		1	0.2%
ARIGISHA		1	0.2%
ARIGISHA AKANAKORA RESEACH		1	0.2%
ARIHINGIRA IMYUMBATI		1	0.2%
ARIKORERA KUDODA		1	0.2%
ARORORA AGAHINGA		1	0.2%
ARORRORA		1	0.2%
ASHINZWE URUBYIRUKO		1	0.2%
ATELIER DE COUTURE		1	0.2%
ATELIER DE REPARATION		1	0.2%
ATELIER Y'UBUBAJI		1	0.2%
AVOCAT		2	0.4%
BOUCHERIE BABAGA INKA		1	0.2%
BOUTIQUE UDADAZA IMBUTO,AMAT.		1	0.2%
BOUTIQUE(YIG AMAVUTA)		1	0.2%
CHAIR MAN OF THE BOARD		1	0.2%
CHAUFFEUR		1	0.2%
CONSEIL EN GESTION COMPTABILIT		1	0.2%
CONSULTANCE		3	0.6%
CONSULTANCE IN HYDRAULICS		1	0.2%
CONSULTANCY		2	0.4%
CONSULTANCY IN STRUCTURAL		1	0.2%

# L040: If yes, what kind of occupation / job

Value	Label	Cases	Percentage
CONSULTANT ET TRAINER		1	0.2%
CONSULTANT HIBAT		1	0.2%
CONSULTANT IN CIVIL ENGINEERIN		1	0.2%
CONSULTANT MURI CONSTRUCTION		1	0.2%
CONSULTANT PRIVE		1	0.2%
COORDINATUE WA COOPERATIVE		1	0.2%
COURS DU SOIR		3	0.6%
DECORATION		1	0.2%
DEFENSEUR JUDICIAIRE		1	0.2%
DIR OF HR A LEGAL AFFAIR		1	0.2%
DIRECTEUR DES MEMOIRES/ MASORO		1	0.2%
DIRECTEUR WA VTC KIBUNGO		1	0.2%
EDITING		1	0.2%
ELECTRICIEN MURI EWSA		1	0.2%
ELECTRICITE DOMESTIQUE		1	0.2%
ENS.ENGLAIS		1	0.2%
ENS.FRANCAIS		1	0.2%
ENS.WA ENTERPREN.MU SECONDAR		1	0.2%
ENTRENEUR		1	0.2%
FASHION,PEDIC		1	0.2%
FLUENCY WRITINA ARTICLES		1	0.2%
FORMATEUR IN ANGLAIS		1	0.2%
FORMULATING OF PROJECT		1	0.2%
GARAGISTE		1	0.2%
GUCUNGA UMUTEKANO		1	0.2%
GUCURUZA		1	0.2%

# L040: If yes, what kind of occupation / job

Value	Label	Cases	Percentage
GUCURUZA ALIMENTATION		1	0.2%
GUCURUZA IMYENDA ADANDA ZA		1	0.2%
GUCURUZA IMYENDA BOTIQUE		1	0.2%
GUCURUZA,BA		1	0.2%
GUHINGA		1	0.2%
GUHINGA ANANAS		1	0.2%
GUHINGA IBIGORI		1	0.2%
GUHINGA IBIGORI N'IBIRAYI		1	0.2%
GUHINGA IBIGORI,IBIRAYI		1	0.2%
GUHINGA IBIGORI,IBISHY		1	0.2%
GUHINGA IBIHINGWA NGANDURARU		1	0.2%
GUHINGA IBIRAYI		2	0.4%
GUHINGA IBIRETI		1	0.2%
GUHINGA IBISHIMBO N'IMYUMBATI		1	0.2%
GUHINGA IBISHYIMBO		5	1.1%
GUHINGA IBISHYIMBO IBIGORI		1	0.2%
GUHINGA IBISHYIMBO N'IMYUMBATI		1	0.2%
GUHINGA IBISHYIMBO,IB		1	0.2%
GUHINGA IBISHYIMBO,IM		1	0.2%
GUHINGA IKAWA N'URUTOKE		1	0.2%
GUHINGA IMBOGA		1	0.2%
GUHINGA IMIRIMA		2	0.4%
GUHINGA IMYUMBATI		2	0.4%
GUHINGA INANASI		1	0.2%



# L040: If yes, what kind of occupation / job

Value	Label	Cases	Percentage
IBISHYIMBO URU			
GUHINGA INYANYA		1	0.2%
GUHINGA NO KORORA		1	0.2%
GUHINGA URUTOKI		1	0.2%
GUHINGIRA ABANTU BAKANYISHUR		1	0.2%
GUHINGISHA UMUCERI N'IBIGORI		1	0.2%
GUKODESHA AMAZU		1	0.2%
GUKORA PLAN W'INZU		1	0.2%
GUKORA PLAN Z'INZU		1	0.2%
GUKORA ZA GATEAU		1	0.2%
GUKOSOLA IBIZAMINI BYA LETA		1	0.2%
GUSUKA IMISATSI		1	0.2%
GUTANGA AMASOMO		1	0.2%
GUTANGA AMASOMO NYUMA Y'AKAZI		1	0.2%
GUTANGA COUR DU SOIRE		2	0.4%
GUTANGA COURS DU SOIR		1	0.2%
HEAD OF DEPARTMENT OF MATHEMAT		1	0.2%
HOTEL		1	0.2%
IBIHINGWA NGANDURA RUGO		1	0.2%
IBIHINGWA NGANDURARU		3	0.6%
IBIRAKA		1	0.2%
IBIRAKA BYA ELECTRICITE		1	0.2%
IBIRAKA BYO KWIGISHA		1	0.2%

# L040: If yes, what kind of occupation / job

Value	Label	Cases	Percentage
IBIRAKA MU BWUBATSI		2	0.4%
IBIRAKA NO GUCURUZA UBUCONSHO		1	0.2%
IBIRAYI N'IBIGORI		1	0.2%
IBISHIMBO IMYUMBATI URUTOKI		1	0.2%
ICT		1	0.2%
INGANDURA RUGO UBUHINZI BW'IBI		1	0.2%
INSTALLATION DE L'ELETRICITE		1	0.2%
ISHURI		1	0.2%
ISUKU N'ISUKURA		1	0.2%
IZAMU / KURARIRA IKIGO		1	0.2%
IZAMU RY'AMANYWA		1	0.2%
IZAMU RY'IJORO		1	0.2%
KOZA IMODAKA		1	0.2%
KOZA IMODOKA		1	0.2%
KUBARURA IMARI Y'ABACURUZI		1	0.2%
KUDANDAZA IBIRAYI		1	0.2%
KUDANDAZA INYAMA		1	0.2%
KUDODA AFITE ATELIER		1	0.2%
KUGEMEKA INGEMWE MURI PEPINIER		1	0.2%
KUGURISHA AMATA Y'INKA		1	0.2%
KUGURISHA IMBAHO		1	0.2%
KUGURISHA SERVICE ZIYANYE NA		1	0.2%

# L040: If yes, what kind of occupation / job

Value	Label	Cases	Percentage
KUNGANIRA ABANTU MU MATEGEKO		1	0.2%
KUVUGA UBUTUMWA		2	0.4%
KUVURA		1	0.2%
KWIGISHA		3	0.6%
KWIGISHA ABANA MUNGO IWABO		1	0.2%
KWIGISHA ABANA NYUMA YAMASAHA		1	0.2%
KWIGISHA ABANA NYUMA YAMASOMO		1	0.2%
KWIGISHA ABANYESHURI BO HANZE		1	0.2%
KWIGISHA ACCOUNTING		2	0.4%
KWIGISHA AHANDI		1	0.2%
KWIGISHA BIOLOGIE		1	0.2%
KWIGISHA COMPTABILITE		1	0.2%
KWIGISHA ELECTRONIC		1	0.2%
KWIGISHA ENGLISH		1	0.2%
KWIGISHA GEOGRAPHIE		2	0.4%
KWIGISHA GUSOMA NO KWANDIKA		1	0.2%
KWIGISHA ICYONGEREZA		1	0.2%
KWIGISHA IMIBARA NA SOCIAL STD		1	0.2%
KWIGISHA INTREPRENEUS		1	0.2%
KWIGISHA MATH PHY,AUX CAND,LIB		1	0.2%
KWIGISHA MURI G.S NYAGAHANIK/		1	0.2%
KWIGISHA MURI		1	0.2%

# L040: If yes, what kind of occupation / job

Value	Label	Cases	Percentage
SECONDAIRE AMASH			
KWIGISHA TECHNOLOGIE AUTOMOBIL		1	0.2%
KWORORA INKA		1	0.2%
Korora inka murugo		1	0.2%
LECTURER ASS.OF AUTOMAT.&HY		1	0.2%
MAINTENANCE MURI COMPUTER		1	0.2%
MAINTENANCE NA ELECTRICITE		1	0.2%
MANAGEMENT		1	0.2%
MFITE BUCHERY		1	0.2%
MINI ALIMENTATION ICURUZA AMAT		1	0.2%
MPINGA IMYUMBATI N'IBISHYIMBO		1	0.2%
MUGANGA MURI CHURGIE		1	0.2%
NDAHINDA IMYUMBATI N'IBIGORI		1	0.2%
NDI UMUHINZI W'IBINTU BITANDUK		1	0.2%
NDIGISHA ELECTRONIC		1	0.2%
NI UMUDANDAZI W'UBUONCO		1	0.2%
NIFITE ATELIER DE COUTURE/ KUDO		1	0.2%
NKORA UMURIMO W'UBUHINZI		1	0.2%
NTWARA IMODOKA		1	0.2%
PADIRI		1	0.2%
PASTEUR		1	0.2%
PASTEUR DE L'EGLISE		1	0.2%

# L040: If yes, what kind of occupation / job

Value	Label	Cases	Percentage
PASTEUR MURI ADEPR		1	0.2%
PHARMACIE		1	0.2%
PHARMACIENN		1	0.2%
PRESIDENT WA NJYANAMA MUKAGALI		1	0.2%
PROF. VISITEUR A L'ISAE		1	0.2%
PROFESSEUR DE CHIMIE,BIOLOC		1	0.2%
REPARATION MATERIEL D'ICT		1	0.2%
SAGE FEMME		1	0.2%
SECRETARIAT PUBLIQUE		1	0.2%
SENIOR CONSULTANT		1	0.2%
SOUDEUR		1	0.2%
SPORT SCOLAIRE		1	0.2%
SURVEILLANCE DES BATIMENTS		1	0.2%
TECHNICIEN DES COMPUTER		1	0.2%
TECHNICIEN EN INFORMATIQUE		1	0.2%
TECHNICIEN MURI EWASA		1	0.2%
TECHNICIEN WA MUDASOBWA		1	0.2%
TECHNICIEN&E		1	0.2%
TECHNICIEN&M MURI EWA		1	0.2%
THECHNISIEN W'AMAMASHIN		1	0.2%
TRANSPORT Y'ABANTU N'\IBINTU		1	0.2%
Training ICT		1	0.2%
UBUCURUZI		1	0.2%
UBUCURUZI BW'IBIRIBWA		1	0.2%
UBUCURUZI BW'IMYAKA		1	0.2%

# L040: If yes, what kind of occupation / job

Value	Label	Cases	Percentage
UBUCURUZI BW'IMYENDA		1	0.2%
UBUCURUZI BWIGANJEMO IBIRIBWA		1	0.2%
UBUCURUZI BWIMYAKA Y'AMASAKA		1	0.2%
UBUCURUZI MATERIEL SCOLAIRE		1	0.2%
UBUCURUZI(BA		1	0.2%
UBUCURUZI[BC		1	0.2%
UBUCURUZU BOUTIQUE		1	0.2%
UBUFUNDI		1	0.2%
UBUHANZI		2	0.4%
UBUHINZI		12	2.5%
UBUHINZI (IBIGORI AMASAKA )		1	0.2%
UBUHINZI AMASAKA IBIGORI URUTO		1	0.2%
UBUHINZI B'IBIHINGWA NGANDURAR		1	0.2%
UBUHINZI BW'AMASHU		1	0.2%
UBUHINZI BW'IBIGORE		1	0.2%
UBUHINZI BW'IBIGORI		6	1.3%
UBUHINZI BW'IBIGORI AMASAKA IB		1	0.2%
UBUHINZI BW'IBIGORI N'IMWUMBAT		1	0.2%
UBUHINZI BW'IBIGORI,IBI		1	0.2%
UBUHINZI BW'IBIHINGWA		1	0.2%
UBUHINZI BW'IBIRAYI		9	1.9%
UBUHINZI BW'IBIRAYI N'IBIGORI		1	0.2%
UBUHINZI BW'IBIRAYI N'IBIRETI		1	0.2%
UBUHINZI BW'IBIRAYI,IBI		1	0.2%

# L040: If yes, what kind of occupation / job

Value	Label	Cases	Percentage
UBUHINZI BW'IBIRIBWA		1	0.2%
UBUHINZI BW'IBISHIMBO		1	0.2%
UBUHINZI BW'IBISHYIMBO		5	1.1%
UBUHINZI BW'IBISHYIMBO AMASAKA		1	0.2%
UBUHINZI BW'IBISHYIMBO IBIGORI		1	0.2%
UBUHINZI BW'IBISHYIMBO IBIJUMB		1	0.2%
UBUHINZI BW'IBISHYIMBO N'IBIGO		1	0.2%
UBUHINZI BW'IBISHYIMBO N'URUTO		1	0.2%
UBUHINZI BW'IBYO KURYA		1	0.2%
UBUHINZI BW'IKAWA		1	0.2%
UBUHINZI BW'IMBOGA		1	0.2%
UBUHINZI BW'IMBOGA(NI)		1	0.2%
UBUHINZI BW'IMBOGA,UE		1	0.2%
UBUHINZI BW'IMBUTO		1	0.2%
UBUHINZI BW'IMYAKA		1	0.2%
UBUHINZI BW'IMYUMBAT		5	1.1%
UBUHINZI BW'IMYUMBAT IBISHYIM		1	0.2%
UBUHINZI BW'IMYUMBAT N'IBIJUM		1	0.2%
UBUHINZI BW'IMYUMBAT N'IBISHY		1	0.2%
UBUHINZI BW'IMYUMBAT Y'IMIRIB		1	0.2%
UBUHINZI BW'INGANDUR		1	0.2%
UBUHINZI BW'INGANO N'IBIRAYI		1	0.2%

# L040: If yes, what kind of occupation / job

Value	Label	Cases	Percentage
UBUHINZI BW'OMYAKA YOSE		1	0.2%
UBUHINZI BW'UBWATSI BW'AMATUNG		1	0.2%
UBUHINZI BW'UMUCERI		1	0.2%
UBUHINZI BW'URUTOKI		7	1.5%
UBUHINZI BWA JEARDER		1	0.2%
UBUHINZI BWA KAWA N'ISHYAMBA		1	0.2%
UBUHINZI BWA KIYAMBERE		1	0.2%
UBUHINZI BWIBISHEKE,IK		1	0.2%
UBUHINZI BWIBISHYIMBO		1	0.2%
UBUHINZI BWIMYUM,BAT		1	0.2%
UBUHINZI BWORDZI		2	0.4%
UBUHINZI BW'IMYUMBAT		4	0.8%
UBUHINZI IBISHYIMBO.IN		1	0.2%
UBUHINZI MU RUGO		1	0.2%
UBUHINZI N'UBWORDZI		9	1.9%
UBUHINZI N'UMUCERI N'IBIGORI		1	0.2%
UBUHINZI NGANDURARU		5	1.1%
UBUHINZI NUBWORDZI		2	0.4%
UBUHINZI UBWORDZI		1	0.2%
UBUHINZI(BWC		1	0.2%
UBUHINZI/ URUTOKI,IBIRA		1	0.2%
UBUHINZW BW'IBISHYIMBO		1	0.2%
UBUHINZI URUTOKI IMWAKA		1	0.2%
UBUHZI,ISHYIM		1	0.2%
UBUKODE BW'AMAZU		1	0.2%



# L040: If yes, what kind of occupation / job

Value	Label	Cases	Percentage
UBUYEDE		1	0.2%
UBWAOROZI BW'IMYUMBATI		1	0.2%
UBWOROROZI UBUHINZI BW'INKA		1	0.2%
UBWOROZI BW'INKA		3	0.6%
UBWOROZI BWINKOKO		1	0.2%
UBWUBATSI		1	0.2%
UMUCURUZI ACURUZA AMAPANTALOD		1	0.2%
UMUCURUZI W'AMABUYE		1	0.2%
UMUCURUZI W'IBITENGE MU ISOKO		1	0.2%
UMUFUNDI WAMAZU ACIRIRITSE		1	0.2%
UMUHANZI		1	0.2%
UMUHINZI		8	1.7%
UMUHINZI ,MW		1	0.2%
UMUHINZI MWOROZI		5	1.1%
UMUHINZI MWOROZI AMATA AGURISH		1	0.2%
UMUHINZI N'UMWOROZI		1	0.2%
UMUHINZI NGANDURARU		1	0.2%
UMUHINZI W'IBIGORI N'IBISHYIMB		1	0.2%
UMUHINZI W'IBIGORI NI BIRAYI		1	0.2%
UMUHINZI W'IBIGORI,IBIR		1	0.2%
UMUHINZI W'IBIGORI,N'IBI		1	0.2%
UMUHINZI W'IBIHINGWA BITANDUKA		2	0.4%
UMUHINZI W'IBIRAYI		3	0.6%
UMUHINZI W'IBIRAYI, IBIJUMBA		1	0.2%

# L040: If yes, what kind of occupation / job

Value	Label	Cases	Percentage
UMUHINZI W'IBIRAYI,INGA		1	0.2%
UMUHINZI W'IBISHIMBO		1	0.2%
UMUHINZI W'IBISHYIMBO		6	1.3%
UMUHINZI W'IMYAKA		1	0.2%
UMUHINZI W'IMYUMBATI		1	0.2%
UMUHINZI W'IMYUMBATI N'IBISHYI		1	0.2%
UMUHINZI W'IMYUMBATI,		1	0.2%
UMUHINZI W'INGANO		1	0.2%
UMUHINZI W'INGANO NIBIGORI		1	0.2%
UMUHINZI W'URUTOKI		3	0.6%
UMUHINZI WA KAWA		1	0.2%
UMUHINZI WA NGANDURARU		1	0.2%
UMUHINZI WIBIGORE AMASAKA		1	0.2%
UMUHINZI WIBISHYIMBO N'IMYUMBA		1	0.2%
UMUHINZI W'IBISHYIMBO		1	0.2%
UMUHINZIMW		1	0.2%
UMUNTU UFOTORA		1	0.2%
UMUNYAMAKU		1	0.2%
UMUVUGABUT		1	0.2%
UMUYOBOZI WA NJYANAMA Y'UMUREN		1	0.2%
UMWALIMU KUKINDI KIGO		1	0.2%
UMWALIMU MU WA OFFICE TECHNICS		1	0.2%
UMWALIMU WA GEOGRAPHIE		1	0.2%

# L040: If yes, what kind of occupation / job

Value	Label	Cases	Percentage
UMWANDITSI W'IBITABO		1	0.2%
UMWARIMU		1	0.2%
UMWARIMU W'IMIBARE		1	0.2%
UMWARIMU W'IMIBARE N'UBUGENGE		1	0.2%
UMWARIMU W'INDIMI		1	0.2%
UMWARIMU WA AUDIT		1	0.2%
UMWARIMU WA BIOLOGIE NA CHIMIE		1	0.2%
UMWARIMU WA DROIT		1	0.2%
UMWARIMU WA ENTRENEURSH		1	0.2%
UMWARIMU WA ENTREPRENEU:		1	0.2%
UMWARIMU WA MATH		1	0.2%
UMWOROZI W'INKA		1	0.2%
UMWOROZI W'INKOKO		1	0.2%
UMWUNZI		1	0.2%
UNIR		1	0.2%
URUTOKI,IBISH		1	0.2%
UWOROZI W'IHENE N'INGURUBE		1	0.2%
Ubwarimu cours du soir mat,phy		1	0.2%
Umuhinzi w'binyamisogwe		1	0.2%
Umuhinzi w'ibirayi		2	0.4%
VETERINAIRE		1	0.2%
VICE-DOYEN DA LA FACULTE		1	0.2%
VIDEOTHEQUE		1	0.2%
YIGISHA ABAZUNGU IKINYARWAND		1	0.2%
YIGISHA AHANDI ATANGA GEO,HIST		1	0.2%

# L040: If yes, what kind of occupation / job

Value	Label	Cases	Percentage
YIGISHA ANGLAIS NIMUGOROBA		1	0.2%
YIGISHA BIOLOGIE MURI SECONDAI		1	0.2%
YIGISHA ECONOMIE MU KINDI KIGO		1	0.2%
YIGISHA ENTREPRENER: NA ECO		1	0.2%
YIGISHA LES CANDIDATS LIBRE		1	0.2%
YORORA INKA IKAMWA		1	0.2%
YUBAKA AMAZU AKAYAGURISH		1	0.2%
acuruza imbaho		1	0.2%
ahinga intoryi, inyanya		1	0.2%
aradoda abikorera iwe iyoye		1	0.2%
aranguza imyenda		1	0.2%
ibiraka byo kwigisha abana nyu		1	0.2%
kwigisha		1	0.2%
security		1	0.2%
ubucuruzi		1	0.2%
ubucuruzi bw'ibikoresho by'ish		1	0.2%
umuhinzi w'ibirayi		1	0.2%

Warning: these figures indicate the number of cases found in the data file. They cannot be interpreted as summary statistics of the population of interest.

# L040A: ISCO Code

<b>Information</b>	[Type= discrete] [Format=numeric] [Range= 110-9999] [Missing=*]		
<b>Statistics [NW/ W]</b>	[Valid=476 /-] [Invalid=2387 /-]		
Value	Label	Cases	Percentage
110	Commissioned armed forces officers	0	
210	Non-commissioned armed forces officers	0	
242	Administration professionals	0	
310	Armed forces occupations, other ranks	0	
334	Administrative and specialised secretaries	0	

**# L040A: ISCO Code**

Value	Label	Cases	Percentage
723	Machinery mechanics and repairers	0	
835	Ships' deck crews and related workers	0	
912	Vehicle, window, laundry and other hand cleaning workers	0	
1111	Legislators	0	
1112	Senior government officials	0	
1113	Traditional chiefs and heads of village	0	
1114	Senior officials of special-interest organizations	0	
1120	Managing directors and chief executives	1	0.2%
1211	Finance managers	1	0.2%
1212	Human resource managers	1	0.2%
1213	Policy and planning managers	0	
1219	Business services and administration managers not elsewhere	0	
1221	Sales and marketing managers	0	
1222	Advertising and public relations managers	0	
1223	Research and development managers	0	
1311	Agricultural and forestry production managers	1	0.2%
1312	Aquaculture and fisheries production managers	0	
1321	Manufacturing managers	0	
1322	Mining managers	0	
1323	Construction managers	0	
1324	Supply, distribution and related managers	0	
1330	Information and communications technology service managers	0	
1341	Child care services managers	1	0.2%
1342	Health services managers	0	
1343	Aged care services managers	0	
1344	Social welfare managers	0	
1345	Education managers	5	1.1%
1346	Financial and insurance services branch managers	0	
1349	Professional services managers not elsewhere classified	1	0.2%
1411	Hotel managers	1	0.2%
1412	Restaurant managers	0	
1420	Retail and wholesale trade managers	1	0.2%
1431	Sports, recreation and cultural centre managers	0	
1439	Services managers not elsewhere classified	0	
2111	Physicists and astronomers	0	
2112	Meteorologists	0	
2113	Chemists	0	
2114	Geologists and geophysicists	0	
2120	Mathematicians, actuaries and statisticians	1	0.2%
2131	Biologists, botanists, zoologists and related professionals	0	
2132	Farming, forestry and fisheries advisers	0	
2133	Environmental protection professionals	0	
2141	Industrial and production engineers	0	
2142	Civil engineers	1	0.2%
2143	Environmental engineers	0	

**# L040A: ISCO Code**

Value	Label	Cases	Percentage
2144	Mechanical engineers	0	
2145	Chemical engineers	0	
2146	Mining engineers, metallurgists and related professionals	0	
2149	Engineering professionals not elsewhere classified	0	
2151	Electrical engineers	0	
2152	Electronics engineers	0	
2153	Telecommunications engineers	0	
2161	Building architects	1	0.2%
2162	Landscape architects	0	
2163	Product and garment designers	0	
2164	Town and traffic planners	0	
2165	Cartographers and surveyors	0	
2166	Graphic and multimedia designers	0	
2211	Generalist medical practitioners	0	
2212	Specialist medical practitioners	1	0.2%
2221	Nursing professionals	0	
2222	Midwifery professionals	1	0.2%
2230	Traditional and complementary medicine professionals	0	
2240	Paramedical practitioners	0	
2250	Veterinarians	1	0.2%
2261	Dentists	0	
2262	Pharmacists	1	0.2%
2263	Environmental and occupational health and hygiene profession	0	
2264	Physiotherapists	0	
2265	Dieticians and nutritionists	0	
2266	Audiologists and speech therapists	0	
2267	Optometrists and ophthalmic opticians	0	
2269	Health professionals not elsewhere classified	0	
2310	University and higher education teachers	13	2.7%
2320	Vocational education teachers	7	1.5%
2330	Secondary education teachers	32	6.7%
2341	Primary school teachers	5	1.1%
2342	Early childhood educators	0	
2351	Education methods specialists	0	
2352	Special needs teachers	3	0.6%
2353	Other language teachers	1	0.2%
2354	Other music teachers	0	
2355	Other arts teachers	0	
2356	Information technology trainers	1	0.2%
2359	Teaching professionals not elsewhere classified	4	0.8%
2411	Accountants	1	0.2%
2412	Financial and investment advisers	0	
2413	Financial analysts	0	
2421	Management and organization analysts	2	0.4%
2422	Policy administration professionals	0	

**# L040A: ISCO Code**

Value	Label	Cases	Percentage
2423	Personnel and careers professionals	0	
2424	Training and staff development professionals	0	
2431	Advertising and marketing professionals	0	
2432	Public relations professionals	0	
2433	Technical and medical sales professionals (excluding ICT)	0	
2434	Information and communications technology sales professional	0	
2511	Systems analysts	0	
2512	Software developers	0	
2513	Web and multimedia developers	0	
2514	Applications programmers	0	
2519	Software and applications developers and analysts not elsewh	0	
2521	Database designers and administrators	0	
2522	Systems administrators	0	
2523	Computer network professionals	0	
2529	Database and network professionals not elsewhere classified	0	
2611	Lawyers	0	
2612	Judges	3	0.6%
2619	Legal professionals not elsewhere classified	0	
2621	Archivists and curators	0	
2622	Librarians and related information professionals	0	
2631	Economists	0	
2632	Sociologists, anthropologists and related professionals	0	
2633	Philosophers, historians and political scientists	0	
2634	Psychologists	0	
2635	Social work and counselling professionals	0	
2636	Religious professionals	2	0.4%
2641	Authors and related writers	1	0.2%
2642	Journalists	3	0.6%
2643	Translators, interpreters and other linguists	0	
2651	Visual artists	0	
2652	Musicians, singers and composers	0	
2653	Dancers and choreographers	0	
2654	Film, stage and related directors and producers	1	0.2%
2655	Actors	0	
2656	Announcers on radio, television and other media	0	
2659	Creative and performing artists not elsewhere classified	0	
3111	Chemical and physical science technicians	0	
3112	Civil engineering technicians	1	0.2%
3113	Electrical engineering technicians	0	
3114	Electronics engineering technicians	2	0.4%
3115	Mechanical engineering technicians	0	
3116	Chemical engineering technicians	0	
3117	Mining and metallurgical technicians	0	
3118	Draughtspersons	0	
3119	Physical and engineering science technicians not elsewhere c	0	

**# L040A: ISCO Code**

<b>Value</b>	<b>Label</b>	<b>Cases</b>	<b>Percentage</b>
3121	Mining supervisors	0	
3122	Manufacturing supervisors	0	
3123	Construction supervisors	0	
3131	Power production plant operators	0	
3132	Incinerator and water treatment plant operators	1	0.2%
3133	Chemical processing plant controllers	0	
3134	Petroleum and natural gas refining plant operators	0	
3135	Metal production process controllers	0	
3139	Process control technicians not elsewhere classified	2	0.4%
3141	Life science technicians (excluding medical)	0	
3142	Agricultural technicians	0	
3143	Forestry technicians	0	
3151	Ships' engineers	0	
3152	Ships' deck officers and pilots	0	
3153	Aircraft pilots and related associate professionals	0	
3154	Air traffic controllers	0	
3155	Air traffic safety electronics technicians	0	
3211	Medical imaging and therapeutic equipment technicians	0	
3212	Medical and pathology laboratory technicians	0	
3213	Pharmaceutical technicians and assistants	0	
3214	Medical and dental prosthetic technicians	0	
3221	Nursing associate professionals	0	
3222	Midwifery associate professionals	0	
3230	Traditional and complementary medicine associate professiona	0	
3240	Veterinary technicians and assistants	0	
3251	Dental assistants and therapists	0	
3252	Medical records and health information technicians	0	
3253	Community health workers	0	
3254	Dispensing opticians	0	
3255	Physiotherapy technicians and assistants	0	
3256	Medical assistants	0	
3257	Environmental and occupational health inspectors and associa	0	
3258	Ambulance workers	0	
3259	Health associate professionals not elsewhere classified	0	
3311	Securities and finance dealers and brokers	0	
3312	Credit and loans officers	0	
3313	Accounting associate professionals	0	
3314	Statistical, mathematical and related associate professional	3	0.6%
3315	Valuers and loss assessors	0	
3321	Insurance representatives	0	
3322	Commercial sales representatives	0	
3323	Buyers	0	
3324	Trade brokers	0	
3331	Clearing and forwarding agents	0	
3332	Conference and event planners	0	



**# L040A: ISCO Code**

<b>Value</b>	<b>Label</b>	<b>Cases</b>	<b>Percentage</b>
3333	Employment agents and contractors	0	
3334	Real estate agents and property managers	0	
3339	Business services agents not elsewhere classified	2	0.4%
3341	Office supervisors	0	
3342	Legal secretaries	0	
3343	Administrative and executive secretaries	0	
3344	Medical secretaries	0	
3351	Customs and border inspectors	0	
3352	Government tax and excise officials	0	
3353	Government social benefits officials	0	
3354	Government licensing officials	0	
3355	Police inspectors and detectives	0	
3359	Regulatory government associate professionals not elsewhere	0	
3411	Police inspectors and detectives	1	0.2%
3412	Social work associate professionals	1	0.2%
3413	Religious associate professionals	1	0.2%
3421	Athletes and sports players	0	
3422	Sports coaches, instructors and officials	2	0.4%
3423	Fitness and recreation instructors and program leaders	0	
3431	Photographers	1	0.2%
3432	Interior designers and decorators	1	0.2%
3433	Gallery, museum and library technicians	0	
3434	Chefs	0	
3435	Other artistic and cultural associate professionals	0	
3511	Information and communications technology operations technic	2	0.4%
3512	Information and communications technology user support techn	1	0.2%
3513	Computer network and systems technicians	2	0.4%
3514	Web technicians	0	
3521	Broadcasting and audio-visual technicians	0	
3522	Telecommunications engineering technicians	0	
4110	General office clerks	0	
4120	Secretaries (general)	1	0.2%
4131	Typists and word processing operators	0	
4132	Data entry clerks	0	
4211	Bank tellers and related clerks	1	0.2%
4212	Bookmakers, croupiers and related gaming workers	0	
4213	Pawnbrokers and money-lenders	0	
4214	Debt-collectors and related workers	0	
4221	Travel consultants and clerks	0	
4222	Contact centre information clerks	0	
4223	Telephone switchboard operators	0	
4224	Hotel receptionists	0	
4225	Enquiry clerks	0	
4226	Receptionists (general)	0	
4227	Survey and market research interviewers	0	

## # L040A: ISCO Code

Value	Label	Cases	Percentage
4229	Client information workers not elsewhere classified	0	
4311	Accounting and bookkeeping clerks	0	
4312	Statistical, finance and insurance clerks	0	
4313	Payroll clerks	0	
4321	Stock clerks	0	
4322	Production clerks	0	
4323	Transport clerks	0	
4411	Library clerks	0	
4412	Mail carriers and sorting clerks	0	
4413	Coding, proof-reading and related clerks	1	0.2%
4414	Scribes and related workers	0	
4415	Filing and copying clerks	0	
4416	Personnel clerks	0	
4419	Clerical support workers not elsewhere classified	0	
5111	Travel attendants and travel stewards	0	
5112	Transport conductors	0	
5113	Travel guides	0	
5120	Cooks	0	
5131	Waiters	1	0.2%
5132	Bartenders	1	0.2%
5141	Hairdressers	1	0.2%
5142	Beauticians and related workers	0	
5151	Cleaning and housekeeping supervisors in offices, hotels and	0	
5152	Domestic housekeepers	0	
5153	Building caretakers	0	
5161	Astrologers, fortune-tellers and related workers	0	
5162	Companions and valets	0	
5163	Undertakers and embalmers	0	
5164	Pet groomers and animal care workers	0	
5165	Driving instructors	1	0.2%
5169	Personal services workers not elsewhere classified	2	0.4%
5211	Stall and market salespersons	4	0.8%
5212	Street food salespersons	1	0.2%
5221	Shop keepers	24	5.0%
5222	Shop supervisors	1	0.2%
5223	Shop sales assistants	1	0.2%
5230	Cashiers and ticket clerks	0	
5241	Fashion and other models	1	0.2%
5242	Sales demonstrators	0	
5243	Door to door salespersons	0	
5244	Contact centre salespersons	0	
5245	Service station attendants	0	
5246	Food service counter attendants	1	0.2%
5249	Sales workers not elsewhere classified	7	1.5%
5311	Child care workers	0	

**# L040A: ISCO Code**

Value	Label	Cases	Percentage
5312	Teachers' aides	4	0.8%
5321	Health care assistants	0	
5322	Home-based personal care workers	0	
5329	Personal care workers in health services not elsewhere class	0	
5411	Fire-fighters	0	
5412	Police officers	0	
5413	Prison guards	0	
5414	Security guards	6	1.3%
5419	Protective services workers not elsewhere classified	0	
6111	Field crop and vegetable growers	61	12.8%
6112	Tree and shrub crop growers	7	1.5%
6113	Gardeners, horticultural and nursery growers	0	
6114	Mixed crop growers	29	6.1%
6121	Livestock and dairy producers	7	1.5%
6122	Poultry producers	2	0.4%
6123	Apiarists and sericulturists	0	
6129	Animal producers not elsewhere classified	1	0.2%
6130	Mixed crop and animal producers	13	2.7%
6210	Forestry and related workers	0	
6221	Aquaculture workers	0	
6222	Inland and coastal waters fishery workers	0	
6223	Deep-sea fishery workers	0	
6224	Hunters and trappers	0	
6310	Subsistence crop farmers	81	17.0%
6320	Subsistence livestock farmers	1	0.2%
6330	Subsistence mixed crop and livestock farmers	29	6.1%
6340	Subsistence fishers, hunters, trappers and gatherers	0	
7111	House builders	6	1.3%
7112	Bricklayers and related workers	0	
7113	Stonemasons, stone cutters, splitters and carvers	0	
7114	Concrete placers, concrete finishers and related workers	1	0.2%
7115	Carpenters and joiners	2	0.4%
7119	Building frame and related trades workers not elsewhere clas	0	
7121	Roofers	0	
7122	Floor layers and tile setters	0	
7123	Plasterers	0	
7124	Insulation workers	0	
7125	Glaziers	0	
7126	Plumbers and pipe fitters	0	
7127	Air conditioning and refrigeration mechanics	0	
7131	Painters and related workers	0	
7132	Spray painters and varnishers	0	
7133	Building structure cleaners	0	
7211	Metal moulders and coremakers	0	
7212	Welders and flamecutters	1	0.2%

**# L040A: ISCO Code**

Value	Label	Cases	Percentage
7213	Sheet-metal workers	0	
7214	Structural-metal preparers and erectors	0	
7215	Riggers and cable splicers	0	
7221	Blacksmiths, hammersmiths and forging press workers	0	
7222	Toolmakers and related workers	0	
7223	Metal working machine tool setters and operators	0	
7224	Metal polishers, wheel grinders and tool sharpeners	0	
7231	Motor vehicle mechanics and repairers	1	0.2%
7232	Aircraft engine mechanics and repairers	0	
7233	Agricultural and industrial machinery mechanics and repairer	0	
7234	Bicycle and related repairers	0	
7311	Precision-instrument makers and repairers	0	
7312	Musical instrument makers and tuners	0	
7313	Jewellery and precious-metal workers	0	
7314	Potters and related workers	0	
7315	Glass makers, cutters, grinders and finishers	0	
7316	Sign writers, decorative painters, engravers and etchers	0	
7317	Handicraft workers in wood, basketry and related materials	0	
7318	Handicraft workers in textile, leather and related materials	0	
7319	Handicraft workers not elsewhere classified	0	
7321	Pre-press technicians	0	
7322	Printers	0	
7323	Print finishing and binding workers	0	
7411	Building and related electricians	4	0.8%
7412	Electrical mechanics and fitters	1	0.2%
7413	Electrical line installers and repairers	0	
7421	Electronics mechanics and servicers	1	0.2%
7422	Information and communications technology installers and ser	0	
7511	Butchers, fishmongers and related food preparers	3	0.6%
7512	Bakers, pastry-cooks and confectionery makers	1	0.2%
7513	Dairy-products makers	0	
7514	Fruit, vegetable and related preservers	0	
7515	Food and beverage tasters and graders	0	
7516	Tobacco preparers and tobacco products makers	0	
7521	Wood treaters	0	
7522	Cabinet-makers and related workers	0	
7523	Woodworking-machine tool setters and operators	0	
7531	Tailors, dressmakers, furriers and hatters	3	0.6%
7532	Garment and related pattern-makers and cutters	1	0.2%
7533	Sewing, embroidery and related workers	0	
7534	Upholsterers and related workers	0	
7535	Pelt dressers, tanners and fellmongers	0	
7536	Shoemakers and related workers	0	
7541	Underwater divers	0	
7542	Shotfirers and blasters	0	

**# L040A: ISCO Code**

Value	Label	Cases	Percentage
7543	Product graders and testers (excluding foods and beverages)	0	
7544	Fumigators and other pest and weed controllers	0	
7549	Craft and related workers not elsewhere classified	0	
8111	Miners and quarriers	0	
8112	Mineral and stone processing plant operators	0	
8113	Well drillers and borers and related workers	0	
8114	Cement, stone and other mineral products machine operators	0	
8121	Metal processing plant operators	0	
8122	Metal finishing, plating and coating machine operators	0	
8131	Chemical products plant and machine operators	0	
8132	Photographic products machine operators	0	
8141	Rubber products machine operators	0	
8142	Plastic products machine operators	0	
8143	Paper products machine operators	0	
8151	Fibre preparing, spinning and winding machine operators	0	
8152	Weaving and knitting machine operators	0	
8153	Sewing machine operators	1	0.2%
8154	Bleaching, dyeing and fabric cleaning machine operators	0	
8155	Fur and leather preparing machine operators	0	
8156	Shoemaking and related machine operators	0	
8157	Laundry machine operators	0	
8159	Textile, fur and leather products machine operators not else	0	
8160	Food and related products machine operators	0	
8171	Pulp and papermaking plant operators	0	
8172	Wood processing plant operators	0	
8181	Glass and ceramics plant operators	0	
8182	Steam engine and boiler operators	0	
8183	Packing, bottling and labelling machine operators	0	
8189	Stationary plant and machine operators not elsewhere classif	0	
8211	Mechanical machinery assemblers	0	
8212	Electrical and electronic equipment assemblers	0	
8219	Assemblers not elsewhere classified	0	
8311	Locomotive engine drivers	0	
8312	Railway brake, signal and switch operators	0	
8321	Motorcycle drivers	1	0.2%
8322	Car, taxi and van drivers	2	0.4%
8331	Bus and tram drivers	0	
8332	Heavy truck and lorry drivers	0	
8341	Mobile farm and forestry plant operators	0	
8342	Earthmoving and related plant operators	0	
8343	Crane, hoist and related plant operators	0	
8344	Lifting truck operators	0	
8350	Ships' deck crews and related workers	0	
9111	Domestic cleaners and helpers	0	
9112	Cleaners and helpers in offices, hotels and other establishm	1	0.2%

## # L040A: ISCO Code

Value	Label	Cases	Percentage
9121	Hand launderers and pressers	0	
9122	Vehicle cleaners	1	0.2%
9123	Window cleaners	0	
9129	Other cleaning workers	0	
9211	Crop farm labourers	11	2.3%
9212	Livestock farm labourers	1	0.2%
9213	Mixed crop and livestock farm labourers	0	
9214	Garden and horticultural labourers	0	
9215	Forestry labourers	0	
9216	Fishery and aquaculture labourers	0	
9311	Mining and quarrying labourers	0	
9312	Civil engineering labourers	0	
9313	Building construction labourers	2	0.4%
9321	Hand packers	0	
9329	Manufacturing labourers not elsewhere classified	0	
9331	Hand and pedal vehicle drivers	0	
9332	Drivers of animal-drawn vehicles and machinery	0	
9333	Freight handlers	0	
9334	Shelf fillers	0	
9411	Fast food preparers	0	
9412	Kitchen helpers	0	
9510	Street and related service workers	0	
9520	Street vendors (excluding food)	0	
9611	Garbage and recycling collectors	0	
9612	Refuse sorters	0	
9613	Sweepers and related labourers	0	
9621	Messengers, package deliverers and luggage porters	0	
9622	Odd job persons	0	
9623	Meter readers and vending-machine collectors	0	
9624	Water and firewood collectors	0	
9629	Elementary workers not elsewhere classified	0	
9999	Not stated	19	4.0%
Sysmiss		2387	

Warning: these figures indicate the number of cases found in the data file. They cannot be interpreted as summary statistics of the population of interest.

## # ISCO1L040A: ISCO\_FIRST\_LEVEL L040A

<b>Information</b>	[Type= discrete] [Format=numeric] [Range= 1-9999] [Missing=*]		
<b>Statistics [NW/ W]</b>	[Valid=476 /-] [Invalid=2387 /-]		
Value	Label	Cases	Percentage
1	Managers	13	2.7%
2	Professionals	86	18.1%
3	Technicians and associates professionals	23	4.8%
4	Clerical support workers	3	0.6%
5	Service and sales workers	56	11.8%
6	Skilled agricultural, forestry and fishery workers	231	48.5%

### # ISCO1L040A: ISCO\_FIRST\_LEVEL L040A

Value	Label	Cases	Percentage
7	Craft and related trade workers	25	5.3%
8	Plant and machine operators and assemblers	4	0.8%
9	Elementary occupation	16	3.4%
10	Armed forces occupation	0	
99	Not stated	0	
9999	Not stated	19	4.0%
Sysmiss		2387	

Warning: these figures indicate the number of cases found in the data file. They cannot be interpreted as summary statistics of the population of interest.

### # L050: average annual gross income from all additional job(s)?

Information [Type= discrete] [Format=numeric] [Range= 4000-99999999] [Missing=\*/999999999]

Statistics [NW/ W] [Valid=465 /-] [Invalid=2398 /-]

Value	Label	Cases	Percentage
4000		1	0.2%
5000		2	0.4%
10000		7	1.5%
12000		1	0.2%
15000		3	0.6%
17000		1	0.2%
20000		6	1.3%
25000		1	0.2%
26700		1	0.2%
30000		15	3.2%
35000		1	0.2%
38000		1	0.2%
40000		12	2.6%
42927		1	0.2%
45000		1	0.2%
50000		27	5.8%
60000		16	3.4%
65000		1	0.2%
70000		6	1.3%
72000		2	0.4%
80000		15	3.2%
90000		4	0.9%
95000		1	0.2%
100000		37	8.0%
115200		1	0.2%
118000		1	0.2%
120000		8	1.7%
130000		2	0.4%
134000		1	0.2%
136000		1	0.2%
140000		3	0.6%
148000		1	0.2%

# L050: average annual gross income from all additional job(s)?

Value	Label	Cases	Percentage
150000		10	2.2%
160000		1	0.2%
168000		1	0.2%
180000		5	1.1%
185000		1	0.2%
200000		26	5.6%
210000		1	0.2%
240000		8	1.7%
246000		1	0.2%
250000		4	0.9%
252000		1	0.2%
260000		2	0.4%
275000		1	0.2%
280000		1	0.2%
300000		29	6.2%
301000		1	0.2%
302400		1	0.2%
318000		1	0.2%
336000		1	0.2%
360000		12	2.6%
380000		1	0.2%
400000		13	2.8%
420000		2	0.4%
432000		1	0.2%
450000		1	0.2%
480000		3	0.6%
500000		19	4.1%
600000		18	3.9%
672000		1	0.2%
700000		7	1.5%
720000		5	1.1%
780000		1	0.2%
800000		5	1.1%
900000		4	0.9%
960000		3	0.6%
1000000		15	3.2%
1020000		1	0.2%
1080000		2	0.4%
1164000		1	0.2%
1200000		7	1.5%
1300000		1	0.2%
1368000		1	0.2%
1440000		3	0.6%
1500000		8	1.7%
1600000		1	0.2%



**# L050: average annual gross income from all additional job(s)?**

Value	Label	Cases	Percentage
1680000		1	0.2%
1800000		7	1.5%
1920000		1	0.2%
1950000		1	0.2%
2000000		9	1.9%
2160000		2	0.4%
2400000		4	0.9%
2640000		1	0.2%
3000000		2	0.4%
3150000		1	0.2%
3600000		2	0.4%
4848000		1	0.2%
5000000		5	1.1%
5400000		1	0.2%
6000000		5	1.1%
6500495		1	0.2%
7200000		1	0.2%
8000000		1	0.2%
9000000		1	0.2%
10000000		1	0.2%
10080000		1	0.2%
12000000		2	0.4%
20000000		1	0.2%
99999999	Not stated	0	
99999999		11	
Sysmiss		2387	

*Warning: these figures indicate the number of cases found in the data file. They cannot be interpreted as summary statistics of the population of interest.*

**# M010: Do you have an HIV / AIDS policy at workplace?**

**Information** [Type= discrete] [Format=numeric] [Range= 1-9] [Missing=\*]

**Statistics [NW/ W]** [Valid=2863 /-] [Invalid=0 /-]

Value	Label	Cases	Percentage
1	Yes	2312	80.8%
2	No	316	11.0%
3	Don't know	231	8.1%
9	Missing value	4	0.1%

*Warning: these figures indicate the number of cases found in the data file. They cannot be interpreted as summary statistics of the population of interest.*

**# M020: VCT services**

**Information** [Type= discrete] [Format=numeric] [Range= 1-9] [Missing=\*]

**Statistics [NW/ W]** [Valid=2312 /-] [Invalid=551 /-]

Value	Label	Cases	Percentage
1	Yes	2123	91.8%
2	No	147	6.4%
3	Don't know	42	1.8%
9	Missing value	0	

<b># M020: VCT services</b>			
<b>Value</b>	<b>Label</b>	<b>Cases</b>	<b>Percentage</b>
Sysmiss		551	
<i>Warning: these figures indicate the number of cases found in the data file. They cannot be interpreted as summary statistics of the population of interest.</i>			
<b># M02A: Free ARVs for HIV+ workers</b>			
<b>Information</b>	[Type= discrete] [Format=numeric] [Range= 1-9] [Missing=*]		
<b>Statistics [NW/ W]</b>	[Valid=2312 /-] [Invalid=551 /-]		
<b>Value</b>	<b>Label</b>	<b>Cases</b>	<b>Percentage</b>
1	Yes	182	7.9%
2	No	1523	65.9%
3	Don't know	607	26.3%
9	Missing value	0	
Sysmiss		551	
<i>Warning: these figures indicate the number of cases found in the data file. They cannot be interpreted as summary statistics of the population of interest.</i>			
<b># M02B: Free condom distribution</b>			
<b>Information</b>	[Type= discrete] [Format=numeric] [Range= 1-9] [Missing=*]		
<b>Statistics [NW/ W]</b>	[Valid=2312 /-] [Invalid=551 /-]		
<b>Value</b>	<b>Label</b>	<b>Cases</b>	<b>Percentage</b>
1	Yes	280	12.1%
2	No	1847	79.9%
3	Don't know	185	8.0%
9	Missing value	0	
Sysmiss		551	
<i>Warning: these figures indicate the number of cases found in the data file. They cannot be interpreted as summary statistics of the population of interest.</i>			

<b># M02C: Free food for HIV+ workers</b>			
<b>Information</b>		[Type= discrete] [Format=numeric] [Range= 1-9] [Missing=*]	
<b>Statistics [NW/ W]</b>		[Valid=2312 /-] [Invalid=551 /-]	
<b>Value</b>	<b>Label</b>	<b>Cases</b>	<b>Percentage</b>
1	Yes	68	2.9%
2	No	1850	80.0%
3	Don't know	394	17.0%
9	Missing value	0	
Sysmiss		551	
<i>Warning: these figures indicate the number of cases found in the data file. They cannot be interpreted as summary statistics of the population of interest.</i>			
<b># M02E: Equal rights</b>			
<b>Information</b>		[Type= discrete] [Format=numeric] [Range= 1-9] [Missing=*]	
<b>Statistics [NW/ W]</b>		[Valid=2312 /-] [Invalid=551 /-]	
<b>Value</b>	<b>Label</b>	<b>Cases</b>	<b>Percentage</b>
1	Yes	1419	61.4%
2	No	489	21.2%
3	Don't know	398	17.2%
9	Missing value	6	0.3%
Sysmiss		551	
<i>Warning: these figures indicate the number of cases found in the data file. They cannot be interpreted as summary statistics of the population of interest.</i>			
<b># M02D: Others (specify)</b>			
<b>Information</b>		[Type= discrete] [Format=numeric] [Range= 1-9] [Missing=*]	
<b>Statistics [NW/ W]</b>		[Valid=2312 /-] [Invalid=551 /-]	
<b>Value</b>	<b>Label</b>	<b>Cases</b>	<b>Percentage</b>
1	Yes	363	15.7%
2	No	1654	71.5%
3	Don't know	290	12.5%
9	Missing value	5	0.2%
Sysmiss		551	
<i>Warning: these figures indicate the number of cases found in the data file. They cannot be interpreted as summary statistics of the population of interest.</i>			
<b># M020S: Other-Specify</b>			
<b>Information</b>		[Type= discrete] [Format=character] [Missing=*]	
<b>Statistics [NW/ W]</b>		[Valid=353 /-] [Invalid=0 /-]	
<b>Value</b>	<b>Label</b>	<b>Cases</b>	<b>Percentage</b>
2		1	0.3%
ABANTU BAVA HANZE BAGATANGA IN		1	0.3%
AMAHUGURW/ KURI SIDA		2	0.6%
AMAHUGURW/ YO KURWANYA SIDA		1	0.3%

# M020S: Other-Specify

Value	Label	Cases	Percentage
AMASOMO YO KURWANYA SIDA		1	0.3%
ANTI SIDA		1	0.3%
BASHINZE CLUB ANTI SIDA		1	0.3%
BASHINZE CLUB ANTI SIDA		3	0.8%
BASHINZE CLUB ANTI SIDA MU CYI		1	0.3%
BASHINZE CLUB ANTI SIDA MU KIG		2	0.6%
BASHYZEHO CUBS ANTI SIDA		1	0.3%
CAUNSELING KU BAKOZI		1	0.3%
CLIBANTI SIDA		1	0.3%
CLU ANTI_SIDA		1	0.3%
CLUB		1	0.3%
CLUB ANT SIDA		4	1.1%
CLUB ANT-SIDA		6	1.7%
CLUB ANTI AIDS		1	0.3%
CLUB ANTI SIA		1	0.3%
CLUB ANTI SIDA		142	40.2%
CLUB ANTI SIDA Y'ABAKOZI		1	0.3%
CLUB ANTI-SIDA		64	18.1%
CLUB ANTISIDA		16	4.5%
CLUB ANTISIDA Y'ABARIMU		1	0.3%
CLUB ANTISIDE		2	0.6%
CLUB ANTI_SIDA		5	1.4%
CLUB-ANTI-SIDA		1	0.3%
CLUB-ANTISIDA		2	0.6%
CLUBS		1	0.3%

# M020S: Other-Specify

Value	Label	Cases	Percentage
CLUBS ANTI-SIDA		1	0.3%
CLUS ANTI SIDA		1	0.3%
COUNCELLING AND TRAINING AIDS		1	0.3%
Club y'ubukanguramba		1	0.3%
DEPISTAGE DU VIH		1	0.3%
GAHUNDA YA CLUB ANTI SIDA		1	0.3%
GAHUNDA YIZUGABUTUM		1	0.3%
GROUPE Y'ABAHANZI YIGISHA KURI		1	0.3%
GUFASHA IMFUBYIZA SIDA		1	0.3%
GUHA AMACLUBS ANTI SIDA		1	0.3%
GUHABWA AMAHUGURWA		1	0.3%
GUHABWA IBIKORESHO BYO MUNZU		1	0.3%
GUHUGURA ABANYESHURI		1	0.3%
GUHUGURA KURI SIDA		1	0.3%
GUKANGURIRV KWIRINDA SIDA		1	0.3%
GUKINA AMATEATRE		1	0.3%
GUKOMEZA UBUKANGURA MBAGA		1	0.3%
GUSHINGA CLUB ANTI SIDA		1	0.3%
GUSHINGA CLUB ANTI-SIDA MU KIG		1	0.3%
GUSHINGA CLUB SITANGA INYIGISH		1	0.3%
GUSHINGA ZA CLUB ANTI-SIDA		1	0.3%

# M020S: Other-Specify

Value	Label	Cases	Percentage
GUSHISHIKARI KWIFATA		1	0.3%
GUSHISHIKARI KWIFATA GUSA		1	0.3%
GUSHYIRAHU CLUB ANTI SIDA		1	0.3%
GUTANGA INTAMA N'AMAHUGURU		1	0.3%
GUTEGURA IBIGANIRO NIKINAMICO		1	0.3%
GUTERANYA AMAFARANGA HAMWE N'A		1	0.3%
HARI AMA CLUB YO KURWANYA SIDA		1	0.3%
HARI CLUB ANTI SIDA		4	1.1%
IBIGANIRO BYA VIH/SIDA		1	0.3%
IBIGANIRO BYO KURWANYA SIDA		1	0.3%
IBIGANIRO+ CLUB ANTI SIDA		1	0.3%
IKINAMICO		1	0.3%
IKINDI N'IBANGA		1	0.3%
INKUNYAYOGU UMURWAYI		1	0.3%
INYIGISHO MURI CLUB ANTI SIDA		1	0.3%
IYO HARI UBONETSE ARAFASHWA		1	0.3%
KUBAKANGURU KWIRINDA UBUSAMB		1	0.3%
KUBITAHO NO KUBAHUMURIZI		1	0.3%
KUBYIGISHA		1	0.3%
KUDAHA AKATO ABABANA N'UBWANDU		1	0.3%
KUGANIRIZA ABNYSHURI KURI SIDA		1	0.3%

# M020S: Other-Specify

Value	Label	Cases	Percentage
KWIBUMBIRA MU MA CLUB ANTI SID		1	0.3%
KWIBUTSA IGIHE CYOGUFATA IMITI		1	0.3%
KWIFATA		1	0.3%
KWIFATA AGAKINGIRIZO		1	0.3%
KWIGISHA ABANA KURI SIDA		1	0.3%
KWIGISHA ABANA KWIRINDA SIDA		1	0.3%
KWIGISHA ABANA KWIRINDA UBWAND		1	0.3%
KWIRINDA		2	0.6%
KWIRINDA NOKWIFATA		1	0.3%
KWIRINDA SIDA,IBYURIRI BYAYO		1	0.3%
KWIRINDA VIRUS YA SIDA		1	0.3%
KWIRINDAB SIDA		1	0.3%
KWITA KUBANYESHU BAFITE UBWA		1	0.3%
MOBILISATION PROGRAMME YO YO GUSIRAMUZA		1	0.3%
REACH PROJET IFASHA ABANA BAVU		1	0.3%
STE		1	0.3%
TWASHINZE CLUB ATI SIDA		1	0.3%
UBUKANGURA		1	0.3%
UBUKANGURA KURI SIDA		1	0.3%
UBUKANGURA MUKURWANYA		1	0.3%
UBURYO BAYIRINDA N'UBUBI BWAYO		1	0.3%

### # M020S: Other-Specify

Value	Label	Cases	Percentage
USHINZWE CLUB ANTI SIDA MU KIG		1	0.3%
bafite club anti- SIDA		1	0.3%
club anti SIDA		4	1.1%
club anti sida		5	1.4%
club anti sida,club enviroment		1	0.3%
club anti-SIDA		3	0.8%
club antisida		1	0.3%
gushaka inkunga		1	0.3%
hari club anti sida		1	0.3%
hari club antisida		1	0.3%

Warning: these figures indicate the number of cases found in the data file. They cannot be interpreted as summary statistics of the population of interest.

### # N020: Are you currently looking for a different job?

<b>Information</b>	[Type= discrete] [Format=numeric] [Range= 1-9] [Missing=*]
<b>Statistics [NW/ W]</b>	[Valid=2863 /-] [Invalid=0 /-]

Value	Label	Cases	Percentage
1	Yes	480	16.8%
2	No	2379	83.1%
9	Missing value	4	0.1%

Warning: these figures indicate the number of cases found in the data file. They cannot be interpreted as summary statistics of the population of interest.

### # N030: Which occupations are you targeting?

<b>Information</b>	[Type= discrete] [Format=character] [Missing=*]
<b>Statistics [NW/ W]</b>	[Valid=472 /-] [Invalid=0 /-]

Value	Label	Cases	Percentage
2		1	0.2%
ACCOUNTANCY		1	0.2%
ACCOUNTANT		2	0.4%
ACCOUNTANT(		1	0.2%
ACCOUNTING		2	0.4%
ADMINISTATOR		1	0.2%
ADMINISTRATI		7	1.5%
ADMINISTRATI		1	0.2%
ATTACHEE			
AFAIRE SOCIALE		1	0.2%
AFFAIRE SOCIAL		1	0.2%
AFFAIRE SOCIAL MU KARERE		1	0.2%
AFFAIRE SOCIALE		1	0.2%



# N030: Which occupations are you targeting?

Value	Label	Cases	Percentage
AFFAIRE SOCIALEMU KAGARI		1	0.2%
AGASUMBUYEI GUTEKA		1	0.2%
AGRICULTURA SECTOR		1	0.2%
AGRICULTURE SECTOR		1	0.2%
AGRONOME		4	0.8%
AGRONOMIE		2	0.4%
AHO KWIGISHA COMPUTER		1	0.2%
AKAMUHEMBA MENSIMATHS GEOGR.EDUCA'		1	0.2%
AKAZI K'UBURINZI		1	0.2%
AKAZI K'UBWUBATSI BW'AMAZU		1	0.2%
AKAZI KA ACCOUNTANC'		1	0.2%
AKAZI KA DOMAINE YA DEVL.RURALE		1	0.2%
AKAZI KA LETA (EXECUTIF WA DISTRICT		1	0.2%
AKAZI KA TECHNIQUE SPORTIVE		1	0.2%
AKAZI KAJYANYE I'IBYA INFORMATIQUI		1	0.2%
AKAZI KAJYANYE N'IBYA ALTERNATIVE ENERGY		1	0.2%
AKAZI KAJYANYE NA SEMAINE MU BITARO		1	0.2%
AKAZI KO KURONGA IBIGORI MURI DUHAMICADR		1	0.2%
AKAZI KOGUKORA MURI JARDIN		1	0.2%
AKAZI KOKUBA		1	0.2%

# N030: Which occupations are you targeting?

Value	Label	Cases	Percentage
USHINZWE COOPERATIVE			
AKAZI KUBUZAMU		2	0.4%
AKAZI MURI ONG MURI LABORATOIRE YABIOLOG		1	0.2%
AKAZI MURI STATISTICS		1	0.2%
AKIBIJANYE NA SCIENCE MURI CHIMIE		1	0.2%
AKO MUHINZI		1	0.2%
AKORA MU NZEGO ZA LETA		1	0.2%
AKUBWARIMU GAHEMBA NEZA		1	0.2%
APPLICATION AND DEVELOPEMEN IN EDUCATIO		1	0.2%
ARAGASHAKA MURI LABORATOIRE		1	0.2%
ARASHAKA AKAJYANYE NA DOMAINE YE Y'UBUCA		1	0.2%
ARASHAKA KUBA GERANTE WA BANK		1	0.2%
ARCHITECTE WA ENTREPRISE DE CONSTRUCTION		1	0.2%
Agent project		1	0.2%
BANQUE		1	0.2%
BANQUE/ AGENT DE CREDIT		1	0.2%
BANQUIER		1	0.2%
BIBLIOTHECAII		1	0.2%
BIREBANA NA SCIENCE SOCIAL		1	0.2%
BOUTIQUE		1	0.2%
BUDGET OFFICER		1	0.2%
BUREAU D'ETUDE ISHUSHANYA		1	0.2%

### # N030: Which occupations are you targeting?

Value	Label	Cases	Percentage
BUSINESS		1	0.2%
BUSINESS ADMINISTRATI		1	0.2%
CASHIER AT THE BANK		1	0.2%
CHARGE DE L'EDUCATION		1	0.2%
CHARGE DE L'EDUCATION DS LE SECTEUR		1	0.2%
CHARGE DE SANTE COMMUNAUTA		1	0.2%
CHARGE DEL'EDUCATIO AU NIVEAU D SECTEUR		1	0.2%
CHAUFFEUR		2	0.4%
CHIEF ACCOUNTING AT HIGH LEVEL		1	0.2%
CLINICAL INTRUCTION		1	0.2%
COMPANIES		1	0.2%
COMPTABILITE		9	1.9%
COMPTABLE		16	3.4%
COMPTABLE MURI INSTITUT		1	0.2%
COMPTABLE,GI		1	0.2%
CONSELLING		1	0.2%
CONSTRUCTION		2	0.4%
CONSTRUCTION INDUSTRIELLE		1	0.2%
CONSULTATION		1	0.2%
CONSULTANCE IN ACCOUTING		1	0.2%
COORDINATEU DES COOPERATIVES		1	0.2%
COORDINATEU W'UMUSHINGA		1	0.2%
CROP PRODUCTION		1	0.2%
CUISINIER MU KINDI KIGO		1	0.2%
Comptabilite muri hospital		1	0.2%
Comptable		1	0.2%
DAF		1	0.2%

### # N030: Which occupations are you targeting?

Value	Label	Cases	Percentage
DANS L'ADMINISTRAT		1	0.2%
DATA MANAGER		1	0.2%
DEAN OF SCHOOL		1	0.2%
DEFENCE JUDICIARE		1	0.2%
DEVELOPMENT COMMU		1	0.2%
DIRECT.TECH.M ENTREPRISE DE CONSTR.		1	0.2%
DIRECTEUR WA SECONDARY		1	0.2%
DIRECTOR OFFICE W'UMURENGE		1	0.2%
DOMAINE TECHNIQUE(AM		1	0.2%
DOMAINE YA MEDECINE		1	0.2%
ECONOMIST		1	0.2%
EDUCATIO(HIG		1	0.2%
EDUCATION		3	0.6%
EDUCATION IN PRIMARY		1	0.2%
EDUCATION OFFICER		1	0.2%
ELECTRICAL ENGINEER		1	0.2%
ELECTRICIEN WO MURI CAMPANY		1	0.2%
ELECTRICIER		1	0.2%
ELECTRONICS AND TELECOMMUNI		1	0.2%
ENGENIER WA STATION EWASA		1	0.2%
ENSEIGNEMEN' MURTI UNIVERSITE		1	0.2%
EWASA		1	0.2%
EXECUTIF DE SECTEUR		1	0.2%
EXECUTIF W'AKAGARI		1	0.2%
Etaboration des projet et development		1	0.2%
FINANCE		3	0.6%

# N030: Which occupations are you targeting?

Value	Label	Cases	Percentage
FOREIGN MISSIONS AS PROJECT MGT OFFICER		1	0.2%
GERANT WA BANQUE		1	0.2%
GESTION DE L'ENVIRONNEMENT		1	0.2%
GESTION DE RESSOURCES HUMAINES		1	0.2%
GESTION DES COOPERATIVES		1	0.2%
GESTION DES RESSOURCES HUMAINES		1	0.2%
GESTIONNAIRE		1	0.2%
GESTIONNAIRE MURI RRA		1	0.2%
GUCUNGA UMUTEKANO		1	0.2%
GUCUNGUMUT		1	0.2%
GUCURUZA		1	0.2%
GUCURUZA BOUTIQUE		2	0.4%
GUCURUZA IBITENGE(ARAB)		1	0.2%
GUCURUZA INKA		1	0.2%
GUHAGARARIR UBUREZI MUMURENGE		1	0.2%
GUHINGIRA ABANTU		1	0.2%
GUKORA ISUKU		1	0.2%
GUKORA KU GITI CYE AMATAFARI		1	0.2%
GUKORA KU IKAMYO		1	0.2%
GUKORA KUGITI KE UBUCURUZI BW'UMWUGA		1	0.2%
GUKORA MU KIGO CYA ICT		1	0.2%
GUKORA MU NGANDA ZIBINYOBWA, I		1	0.2%
GUKORA MU NZEGO ZIBANZE(AKAFI)		1	0.2%
GUKORA MU RUGANDA		1	0.2%

# N030: Which occupations are you targeting?

Value	Label	Cases	Percentage
GUKORA MUBINTU BYA ECONOMIE		1	0.2%
GUKORA MURI BANK		5	1.1%
GUKORA MURI BAR		1	0.2%
GUKORA MURI Ese I KAMPALA		1	0.2%
GUKORA MURI HOTEL NKA SERVEUR		1	0.2%
GUKORA MURI LAB.YA BIO- TECHOLOGIES		1	0.2%
GUKORA MURI LABORATOIRE		1	0.2%
GUKORA MURUGANDA		1	0.2%
GUKORA NKA NETOWRK MANAGER		1	0.2%
GUKORA NK`UMWE INFORMATITIE		1	0.2%
GUKORERA ENTREPRISE IHEMBA NEZA		1	0.2%
GUKORERA EWSA		1	0.2%
GUKORERA SOCIETE (UMUTEKANO)		1	0.2%
GUSHAKA AKAZI MU KIGO		1	0.2%
GUSHINGA ATELIER DE SOUDURE		1	0.2%
GUSHINGA SALON DE COIFFURE		1	0.2%
GUTEKA MURI HOTEL		1	0.2%
GUTWARA IMODOKA		3	0.6%
HARDWARE MANAGENINGO		1	0.2%
HISTOIRE,GEO		1	0.2%
HYGIENISTE KURI CENTRE DE SANTE		1	0.2%

### # N030: Which occupations are you targeting?

Value	Label	Cases	Percentage
IBARURAMARI		2	0.4%
IBIJYANYE NA DEMOGRAPHIE		1	0.2%
IBIJYANYE NA Demographie		1	0.2%
ICUNGAMUTUN		2	0.4%
ICUNGAMUTUN MU BINDI BIKORWA		1	0.2%
IN FILD OF EDUCATION		1	0.2%
INDUSTRIE		1	0.2%
INFORMATICIE MU BITARO		1	0.2%
INFORMATION SCIENTIST		1	0.2%
INFORMATIQUI		1	0.2%
INSPECTEUR D'EDUCATION		1	0.2%
INTERNE AUDITOR		1	0.2%
INZEGO ZA LETA		1	0.2%
ISAR(ANIMAL PRODUCTION)		1	0.2%
IT		2	0.4%
IT MANAGER		1	0.2%
IT MU BIGO BYITUMANAHU		1	0.2%
IT OFFICER		1	0.2%
IT OFFICER AKARERE KA RUSIZI		1	0.2%
ITERAMBERE		1	0.2%
JOURNALISM		1	0.2%
JOURNALISTE		2	0.4%
KAJYANYA NA HOTEL		1	0.2%
KAJYANYE NA INTERNATIONAL RELATIONS		1	0.2%
KO MURI ACCOUNTING		1	0.2%
KUBA COMPTABLE		2	0.4%
KUBA COMPTABLE MUBIGO BITARI IBYUBUREZI		1	0.2%
KUBA DIRECTEUR		1	0.2%

# N030: Which occupations are you targeting?

Value	Label	Cases	Percentage
KUBA DIRECTEUR W'AMASHURI		1	0.2%
KUBA DIRECTEUR W'IKIGO CY'ISHURI		1	0.2%
KUBA EXECUTIF W'AKAGARI		1	0.2%
KUBA GESTIONNAIRE		1	0.2%
KUBA MECANICIEN		1	0.2%
KUBA RWIYEMEZA MIRIMO		1	0.2%
KUBA SECURITE WO KURWEGO RWO HEJURU		1	0.2%
KUBA SOCIOLOGUE		1	0.2%
KUBA UMUCUNGAMA MURI MITUEL DE SANTE		1	0.2%
KUBA UMUCURUZI		1	0.2%
KUBA UMUCURUZI W'IBIKORESHO BY'ISHURI		1	0.2%
KUBA UMUKOZI		1	0.2%
KUBA UMUSHOFERI		1	0.2%
KUBA UMWALIMU MURI SECONDAIRE		1	0.2%
KUBAKA		1	0.2%
KUBAKISHA		1	0.2%
KUBARURA		1	0.2%
KUDODA IMYENDA		1	0.2%
KUDODO		1	0.2%
KUGENZURA AMAKURU		1	0.2%
KUJYA KWIGA		1	0.2%
KUJYA MU BIGO BYA THEOLOGIE		1	0.2%
KUYOBORA AKAGARI		1	0.2%



# N030: Which occupations are you targeting?

Value	Label	Cases	Percentage
KUYOBORA IBIGO BYAMASHURI		1	0.2%
KUYOBORA IKIGO CYA AMASHURI		1	0.2%
KWICURIRIZA IBIRIBWA		1	0.2%
KWIGISHA		5	1.1%
KWIGISHA HISTOIRE		1	0.2%
KWIGISHA ICUNGAMUTUN N'UBUKUNGU		1	0.2%
KWIGISHA ICYONGEREZA		1	0.2%
KWIGISHA IMIBARE MURI PRIMAIRE		1	0.2%
KWIGISHA INDIMI		1	0.2%
KWIGISHA KAMINUZA		1	0.2%
KWIGISHA MU KIGO CYA LETA		1	0.2%
KWIGISHA MURI KAMINUZA		4	0.8%
KWIGISHA MURI SECONDAIRE		1	0.2%
KWIGISHA MURINDI SHURI RITARIMO ECONOMIC		1	0.2%
KWIGISHA UBUMENYI BW'ISI		1	0.2%
KWIGISHA UNIVERSITE N'IJORO		1	0.2%
KWIKORERA		5	1.1%
KWIKORERA GUSHINGA CAMPANY YA TRANSPORT		1	0.2%
KWIKORERA KU GITI CYAWE		1	0.2%
KWIKORERA KU GITI CYE		2	0.4%
KWIKORERA MU		1	0.2%

### # N030: Which occupations are you targeting?

Value	Label	Cases	Percentage
BUCURUZI BW'IMYAKA			
KWIKORERA MU BWOROZI		1	0.2%
KWIKORERA UBUCURUZI BWA QUINCALLERIE		1	0.2%
KWITORERA GUCURUZA		1	0.2%
LA BORATOIRE LABORATOIRE BURI HOPITAL		1	0.2%
LABARATOIRE		1	0.2%
LABO		1	0.2%
LABORATOIRE		1	0.2%
LECTURES OF RESEARCH METHODOLOG'		1	0.2%
MAINTENANCE DES COMPUTERS		1	0.2%
MAINTENANCE DES MACHINES INDUSTRIELLE:		1	0.2%
MAINTENTENA MURI EWSA		1	0.2%
MAIRE		1	0.2%
MANAGEMENT		2	0.4%
MANAGEMENT EN FINANCE		1	0.2%
MANAGEMENT MURI COOPERATIVE		1	0.2%
MANAGER		3	0.6%
MANAGER (BANK)		1	0.2%
MANAGER AHANDI		1	0.2%
MANAGER FOR BANK		1	0.2%
MANAGER MURI NGO		1	0.2%
MANAGER TELEC.		1	0.2%
MANAGER WA NGO		1	0.2%
MANAGERS		1	0.2%
MECANICIEN		1	0.2%
MECANICIEN DANS LES SOCIETES		1	0.2%

### # N030: Which occupations are you targeting?

Value	Label	Cases	Percentage
MECANIQUE		1	0.2%
METEEOLOGIST		1	0.2%
MINISTRE		1	0.2%
MONTEUR ELECTRIQUE		1	0.2%
MU CYIGO CY'UBWISHING		1	0.2%
MU ZINDI NZEGO ZA LETA		1	0.2%
MUBUYOBOZI BWA LETA		1	0.2%
MUBWUBAATS		1	0.2%
MUGANGA W'AMATUNGO		1	0.2%
MUNZEGO Z'UBUYOBOZI		1	0.2%
MUNZEGO Z'UBUYOBOZI BW'IGHUGU		1	0.2%
MURI BANK		3	0.6%
MURI BANK(VISION FINANCE COMPANY)		1	0.2%
MURI COMPTABILITE		1	0.2%
MURI DOMAINE Y'ICUNGAMARI		1	0.2%
MURI EDUCATION HISUMBUYE		1	0.2%
MURI ENTREPRISES		1	0.2%
MURI FINANCE		1	0.2%
MURI LETA,PLANNIFI ET FINANCE		1	0.2%
NATURAL RESOURCE MANAGMENT		1	0.2%
NETWORKING ADMINISTRATC		1	0.2%
NGO		1	0.2%
NURSING		2	0.4%
O.N.G ADMINISTRATI		1	0.2%
OPERATION BANCAIRE		1	0.2%
PHYSICS ARRLIED IN INDUSTRIES		1	0.2%

# N030: Which occupations are you targeting?

Value	Label	Cases	Percentage
PLANIFICATEUR		1	0.2%
PLOMBERIE		1	0.2%
PROFESSEUR		1	0.2%
PROGRAM OFFICER		1	0.2%
PROJECT OFFICER		1	0.2%
PROJECT PLANNING		1	0.2%
PSYCHOLOGUE		1	0.2%
PUBLIC HEALTH		1	0.2%
REPARATION Y'AMAMODOK.		1	0.2%
RESEARCH AND CONSULTANCE		1	0.2%
RWANDA TRANSPORT AND DEVELOPMENT AGENCY		1	0.2%
SALES OFFICER		1	0.2%
SANTE PUBLIQUE		1	0.2%
SANTE PUBLIQUE		1	0.2%
SECRETARIT		1	0.2%
SECURITY JOB		1	0.2%
SENIOR ACCOUNTANT		1	0.2%
SENIOR ICT OFFICER		1	0.2%
SITE ENGINEER		1	0.2%
SITE MANAGER		1	0.2%
SOCIAL AFFAIRS IN NGO		1	0.2%
SOCIAL ECONOMIC		1	0.2%
SOCIALE		1	0.2%
SOCIOLOGUE KWA MUGANGA		1	0.2%
SOFTWARE DEVELOPPER		1	0.2%
SOLUCATEUR		1	0.2%
SOUDEUR		1	0.2%
STATISTICS AND		1	0.2%

# N030: Which occupations are you targeting?

Value	Label	Cases	Percentage
REASERCH OFFICER			
STATISTIQUE		1	0.2%
STILL TEACHING AT UNIVERSITY		1	0.2%
SUPERVISEUR MU BUHINZI BWA KAWA		1	0.2%
TEACHING		1	0.2%
TEACHING JOB		1	0.2%
TECHNICIEN EN IMFORMATIQU		1	0.2%
TECHNICIEN MURI ELECTRICITE		1	0.2%
TECHNICIEN MURI EWASA		1	0.2%
TECHNICIENS KU MINARA		1	0.2%
TECHNICIENS EN ELECTRONIC		1	0.2%
TECHNITIEN		1	0.2%
TELECOMMUNI		1	0.2%
TELLER		1	0.2%
THECHNICIAN IN CHEMICAL INDUSTRIES		1	0.2%
TO BE ACCOUNTANT		1	0.2%
TRADITION		1	0.2%
TRAVEL		1	0.2%
UBU COMPTABLE		1	0.2%
UBUCAMANZA		2	0.4%
UBUCUNGA MUTUNGO		1	0.2%
UBUCUNGAMA		2	0.4%
UBUCURUZI		1	0.2%
UBUCURUZI BW'IMYAKA		1	0.2%
UBUCURUZI BW'UBUCONCC		1	0.2%
UBUCURUZI QUINCALLERIE		1	0.2%
UBUDOZI		1	0.2%
UBUHINZI MU KARERE		1	0.2%
UBUJYANAMA KURI SIDA		1	0.2%

# N030: Which occupations are you targeting?

Value	Label	Cases	Percentage
UBUKANGURA		1	0.2%
UBUKOMVAYE KURI TAX		1	0.2%
UBUREZI MU BIGO BITARI IBYA LETA		1	0.2%
UBUREZI MUMURENGE		1	0.2%
UBUSECURITE		1	0.2%
UBUSHOFERI		6	1.3%
UBUVUZI		1	0.2%
UBUYOBOZI MUBUREZI		1	0.2%
UBUYOBOZI MUNZEGO ZIBANZE		1	0.2%
UBUZAMU		1	0.2%
UBWALIMU KWIGISHA		1	0.2%
UBWUBATSI		4	0.8%
UBWUBATSI Bwigenga(EN'		1	0.2%
UBWUBATSI(UI		1	0.2%
UMUCAMANZA		2	0.4%
UMUCUNGAMA		1	0.2%
UMUCURUZI UDANDA ZA IMBOGA ZO KURYA		1	0.2%
UMUGANGA		1	0.2%
UMUGENZUZI W'UBUREZI MU MURENGE		1	0.2%
UMUHINZI		1	0.2%
UMUJYANA W'UBUZIMA		1	0.2%
UMUJYANAMA MUBAHINZI		1	0.2%
UMUNYABANG		1	0.2%
UMUNYAMABA NSHINGWA BIKORWA WAKAGARI		1	0.2%
UMUNYAMABA NSHINGWABIK W'AKAGARI		1	0.2%
UMUYOBOZI BW'IKIGO		1	0.2%
UMUYOBOZI MU RUGANDA USHINZWE LABORATOIR		1	0.2%

### # N030: Which occupations are you targeting?

Value	Label	Cases	Percentage
UMUYOBOZI WA KAGALI		1	0.2%
UMUZAMU		1	0.2%
UMUZAMU KU BITARO		1	0.2%
UMWARIMU MURI PRIVE		1	0.2%
UNIVERSITY LECTURING		1	0.2%
USHINZWE AMAKOPERATI MU TURERE		1	0.2%
USHINZWE GUKORA PROGRAMME MURI MINISTER		1	0.2%
USHINZWE IMIBEREHO MYIZA MU MUMURENGE		1	0.2%
Umuyobozi w'ikigo		1	0.2%
VETERNAIRE		1	0.2%
akajyanye na civil engineering		1	0.2%
ako ubu comptable		1	0.2%
banque		1	0.2%
charge de cooperative ds district		1	0.2%
cooperative coordination (rssp)		1	0.2%
gestionnaire		1	0.2%
gucuruza imyaka		1	0.2%
gukora mu nzego za leta		1	0.2%
gukora muri banque		1	0.2%
gukorera bank		1	0.2%
inspector officer		1	0.2%
kubaza		1	0.2%
kwigisha Economie muri kaminuza		1	0.2%
kwigisha ubumenyi bw'isi		1	0.2%
medical micro- bio		1	0.2%
micro biologie		1	0.2%
muri bank		1	0.2%

### # N030: Which occupations are you targeting?

Value	Label	Cases	Percentage
technique energique		1	0.2%
ubuzamu		1	0.2%
ubwubatsi		1	0.2%
umunyamakuru		1	0.2%
writing for my own		1	0.2%

Warning: these figures indicate the number of cases found in the data file. They cannot be interpreted as summary statistics of the population of interest.

### # N0302: Which occupations are you targeting?

<b>Information</b>	[Type= discrete] [Format=character] [Missing=*]
<b>Statistics [NW/ W]</b>	[Valid=215 /-] [Invalid=0 /-]

Value	Label	Cases	Percentage
ACCOUNTANT		1	0.5%
ACCOUNTING		1	0.5%
ADMINISTRATE		1	0.5%
ADMINISTRATI		3	1.4%
AFFAIRE SOCIALE		1	0.5%
AFFAIRE SOCIALE W'UMURENGE		1	0.5%
AGRONOMIE		1	0.5%
AGRONOMIST		1	0.5%
AKAZI K'UBUZAMU GAHEMBA MENSHI		1	0.5%
AKAZI KARIKO KOSE NABONA		1	0.5%
AKAZI KOKWIGISHA UMUSHAHARI WOHEJURU		1	0.5%
AKISUMBUYE UGERERANIJE N'AKO AFITE		1	0.5%
ANIMATEUR DE SANTE		1	0.5%
ASSISTANT ADMINISTRATI		1	0.5%
ASSISTANTE		1	0.5%
AUDITEUR		1	0.5%
AVOCAT		1	0.5%
Agent mutuelle de sante		1	0.5%
BADGET OFFICER		1	0.5%
BANK MANAGER		1	0.5%
CASHIER		3	1.4%



### # N0302: Which occupations are you targeting?

Value	Label	Cases	Percentage
CHARGE DE SANTE MU NZEGO ZA LETA		1	0.5%
CHAUFFEUR		1	0.5%
CHEF DU PERSONNEL		2	0.9%
COMPTABILITE		1	0.5%
COMPTABLE		2	0.9%
COMPUTER ENG		1	0.5%
COMPUTER MENTENANCE		1	0.5%
CONSERVATION DE LA NATURE		1	0.5%
CONSULTANT PERSONNEL		1	0.5%
COORDINATOR TELECOM COMPANY		1	0.5%
CREDIT MANAGER		1	0.5%
Charge Education ku karere		1	0.5%
DATA MANAGER		1	0.5%
DATABASE MANAGEMENT		1	0.5%
DEMOGRAPHIE		1	0.5%
DEVELOPPEMENT		1	0.5%
DIRECTEUR W/ AMASHURI YISUMBUYE\		1	0.5%
DIRECTION OF EDUCATION		1	0.5%
DISTRICT(AGRICULTURE)		1	0.5%
ECONOMIE		1	0.5%
EDUCATION IN PUBLIC HEALTH		1	0.5%
EDUCATION SPECIALIST		1	0.5%
ELECTRICIEN		2	0.9%
ELECTRICITE		1	0.5%
ELECTRONICIE MURI CINEMA		1	0.5%
ELECTRONIQUE		1	0.5%
ENCADREMENT DES JEUNES		1	0.5%
SOCIOLOGUE			
ENTERPRENEUR		1	0.5%

# N0302: Which occupations are you targeting?

Value	Label	Cases	Percentage
ENTREPRENEUR DE CONSTRUCTION		1	0.5%
ENTREPRENEUR EXECUTIF		1	0.5%
EXECUTIF WAKAGALI		1	0.5%
EXECUTIF/ AKAGARI		1	0.5%
FINANCIAL MANAGER		1	0.5%
GUCUNGA GEREZA		1	0.5%
GUCURUZA ABONYE IGISHORO		1	0.5%
GUCURUZA IMYENDA YO KWAMBARA		1	0.5%
GUHUGURA ABANDI		1	0.5%
GUKORA AMASHANYAR MU KIGO		1	0.5%
GUKORA MU BINTU BYA STATISTIQUE		1	0.5%
GUKORA MURI BANQUE		1	0.5%
GUKORA MURI MICROFINANCE		1	0.5%
GUKORA MURI MITUELLE DE SANTE		1	0.5%
GUKORA PROGRAMME		1	0.5%
GUKORERA ZA SOCIETE		1	0.5%
GUSHAKISHA AKAZI KEZA		1	0.5%
GUTEKA		1	0.5%
GUTUNGANYA JARDIN		1	0.5%
GUTWARA ABANTU N'IBINTU		1	0.5%
GUTWARA IBINYABIZIGA		1	0.5%
Gerant		1	0.5%
HATARI UKWIGISHA		1	0.5%

# N0302: Which occupations are you targeting?

Value	Label	Cases	Percentage
HEAD MASTER		1	0.5%
HEAD OF TVET		1	0.5%
HUMAN RESSOURCE MANAGEMENT		1	0.5%
IGISIRIKARE		1	0.5%
IMIBEREHO MYIZA Y'ABATURAGE		1	0.5%
INDUSTRIE		1	0.5%
INDUTRIE		1	0.5%
INFORMATIQUI MURI BANQUE		1	0.5%
INGANDA		1	0.5%
INTERPRETOR		1	0.5%
IZINDI NZEGO ZA LETA		1	0.5%
JUGE		1	0.5%
KIJORO GUSA cg KAMANYWA GUSA		1	0.5%
KO MURI MANAGEMENT		1	0.5%
KUBA CONVOILLEUR		1	0.5%
KUBA UMUYOBOZI		1	0.5%
KUBA UMUYOBOZI W'ISHURI		1	0.5%
KUBA UMWARIMU WA INFORMATIQUI		1	0.5%
KUBVAKA,GUK MURI BOULANGERIE		1	0.5%
KUJYA MU NZEGO ZA LETA(UBUYOB)		1	0.5%
KURANGUZA INKA		1	0.5%
KUYOBORA AMASHURI YISUMBUYE		1	0.5%
KUYOBORA IKIGO CY'UBUREZI		1	0.5%
KWIGISHA		2	0.9%
KWIGISHA ICYONGEREZA		1	0.5%

# N0302: Which occupations are you targeting?

Value	Label	Cases	Percentage
KWIGISHA KURWEGO RWA KAMINUZA		1	0.5%
KWIGISHA(IND MURI PRIMAIRE)		1	0.5%
KWIKORERA		1	0.5%
KWIKORERA IMITWARO		1	0.5%
KWIKORERA KU GITI CYE ABONYE UBUSHOBOZI		1	0.5%
KWIKORERA UBUCURUZI		1	0.5%
LAB ATTENDANT		1	0.5%
LABORATIN (HEALTH CENTER AND HOSPITAL)		1	0.5%
LAND OFFICE MU KARERE		1	0.5%
MANAGEMENT		4	1.9%
MANAGER WA CHANTIER		1	0.5%
MANAGER WA STATION YA EWSA		1	0.5%
MANAGER WIKIGO ICYO ARICYO CYOSE		1	0.5%
MARKETING		2	0.9%
MARKETING AGENT		1	0.5%
MARKETING OFFICER		1	0.5%
MECANICIEN DANS LES ENTREPRISES		1	0.5%
MINAGRI		1	0.5%
MOBILISATION DE MUTUEL DE SANTE		1	0.5%
MU KARERE(STATI		1	0.5%
MU NGANDA ZA TECHNOLOGIE DES ANIMAUX		1	0.5%

# N0302: Which occupations are you targeting?

Value	Label	Cases	Percentage
MUNZEGO ZINDI ZA LETA		1	0.5%
MURI 9YBS		1	0.5%
MURI ADMNISTRATIC		1	0.5%
MURI LOGISTIQUE ET MARKETING		1	0.5%
MURI PRIMATURE(GU UMUTUNGO)		1	0.5%
MURI ZA BANKI IT		1	0.5%
Manager		1	0.5%
Manager muri VUP		1	0.5%
NO MURI POLITIQUE		1	0.5%
ONG		2	0.9%
ONG(INTERPRE		1	0.5%
OR BUSINESS MANAGER		1	0.5%
ORDINATEUR		1	0.5%
PLANIFICATEU		1	0.5%
PLANUFICATEU		1	0.5%
POSTE YA MANAGER		1	0.5%
PREF DES ETUDE		1	0.5%
PROCUREMENT		1	0.5%
PROJECT		1	0.5%
PROJECT MANAGER(RIG TO PLAY)		1	0.5%
PSYCHOLOGUE		1	0.5%
RECTURE MIDWIFERY		1	0.5%
SECRETAIRE		2	0.9%
SERVICE DE CREDIT MURI BANK		1	0.5%
SOCIAL AFFAIRS		1	0.5%
SOCIAL WORK		1	0.5%
STAFF TECHNIQUE		1	0.5%
STANDARDIZA'		1	0.5%
STATICIEN		1	0.5%
TEACHING		1	0.5%

### # N0302: Which occupations are you targeting?

Value	Label	Cases	Percentage
TEACHING IN 9YBE		1	0.5%
TECHNICIEN		1	0.5%
TECHNIQUE		1	0.5%
TELECOM ENGINEER		1	0.5%
TITULAIRE		1	0.5%
TOBOGRAPHIE		1	0.5%
TOURISME		1	0.5%
UBUBAJI		1	0.5%
UBUCURUZI		5	2.3%
UBUCURUZI(KU INZOGA		1	0.5%
UBUKUNGU MU MURENGE		1	0.5%
UBUNYAMABA		1	0.5%
UBUREZI		1	0.5%
UBUSHOFERI		1	0.5%
UBUTETSI		1	0.5%
UBWA AFFAIRE SOCIALE MU BITARO		1	0.5%
UBWARIMU		1	0.5%
UBWUBATSI		1	0.5%
UBWUBATSI BW'AMAZU		1	0.5%
UMUCURUZI		1	0.5%
UMUGANGA		1	0.5%
UMUKANGURA		1	0.5%
UMUSHAHARA		1	0.5%
UMUTETSI		1	0.5%
UMUYOBOZI W'AKARERE		1	0.5%
UMWALIMU MU KIGO GIKOMEYE		1	0.5%
UNIVERSITY		1	0.5%
USHINZWE ITANGAZAMAKU MU BIGO BYA LETA		1	0.5%
USHINZWE ITERAMBERE		1	0.5%
V.U.P		1	0.5%
WEB MASTER		1	0.5%
WIKORERA[UB N'UBWOROZI,N		1	0.5%
WORK IN BANK		1	0.5%

### # N0302: Which occupations are you targeting?

Value	Label	Cases	Percentage
WORKING IN BANK		1	0.5%
WORKING IN BUSINESS		1	0.5%
YOUTH COORDINATOT		1	0.5%
[MANAGER]		1	0.5%
ako ubu shresha		1	0.5%
gukora isuku muri garden		1	0.5%
gukorera leta		1	0.5%
guteka ariko bagahemba menshi		1	0.5%
kwigisha mu kindi kigo gihemba neza		1	0.5%
land manager		1	0.5%
mu karere		1	0.5%
muri prive ahantu hatandukanye		1	0.5%
private busness man		1	0.5%
public relation officer		1	0.5%
tekiniyiye wa machine		1	0.5%

Warning: these figures indicate the number of cases found in the data file. They cannot be interpreted as summary statistics of the population of interest.

### # N030A: ISCO

**Information** [Type= discrete] [Format=numeric] [Range= 110-9999] [Missing=\*]

**Statistics [NW/ W]** [Valid=480 /-] [Invalid=2383 /-]

Value	Label	Cases	Percentage
110	Commissioned armed forces officers	0	
210	Non-commissioned armed forces officers	0	
242	Administration professionals	0	
310	Armed forces occupations, other ranks	0	
334	Administrative and specialised secretaries	0	
723	Machinery mechanics and repairers	0	
835	Ships' deck crews and related workers	0	
912	Vehicle, window, laundry and other hand cleaning workers	0	
1111	Legislators	2	0.4%
1112	Senior government officials	1	0.2%
1113	Traditional chiefs and heads of village	5	1.0%
1114	Senior officials of special-interest organizations	1	0.2%
1120	Managing directors and chief executives	0	
1211	Finance managers	14	2.9%
1212	Human resource managers	1	0.2%

**# N030A: ISCO**

Value	Label	Cases	Percentage
1213	Policy and planning managers	2	0.4%
1219	Business services and administration managers not elsewhere	4	0.8%
1221	Sales and marketing managers	0	
1222	Advertising and public relations managers	0	
1223	Research and development managers	3	0.6%
1311	Agricultural and forestry production managers	1	0.2%
1312	Aquaculture and fisheries production managers	0	
1321	Manufacturing managers	3	0.6%
1322	Mining managers	0	
1323	Construction managers	2	0.4%
1324	Supply, distribution and related managers	0	
1330	Information and communications technology service managers	7	1.5%
1341	Child care services managers	0	
1342	Health services managers	0	
1343	Aged care services managers	0	
1344	Social welfare managers	1	0.2%
1345	Education managers	22	4.6%
1346	Financial and insurance services branch managers	0	
1349	Professional services managers not elsewhere classified	0	
1411	Hotel managers	3	0.6%
1412	Restaurant managers	0	
1420	Retail and wholesale trade managers	1	0.2%
1431	Sports, recreation and cultural centre managers	1	0.2%
1439	Services managers not elsewhere classified	5	1.0%
2111	Physicists and astronomers	0	
2112	Meteorologists	0	
2113	Chemists	0	
2114	Geologists and geophysicists	0	
2120	Mathematicians, actuaries and statisticians	3	0.6%
2131	Biologists, botanists, zoologists and related professionals	1	0.2%
2132	Farming, forestry and fisheries advisers	7	1.5%
2133	Environmental protection professionals	2	0.4%
2141	Industrial and production engineers	1	0.2%
2142	Civil engineers	0	
2143	Environmental engineers	0	
2144	Mechanical engineers	1	0.2%
2145	Chemical engineers	0	
2146	Mining engineers, metallurgists and related professionals	0	
2149	Engineering professionals not elsewhere classified	0	
2151	Electrical engineers	2	0.4%
2152	Electronics engineers	0	
2153	Telecommunications engineers	1	0.2%
2161	Building architects	2	0.4%
2162	Landscape architects	1	0.2%
2163	Product and garment designers	0	



**# N030A: ISCO**

Value	Label	Cases	Percentage
2164	Town and traffic planners	0	
2165	Cartographers and surveyors	0	
2166	Graphic and multimedia designers	0	
2211	Generalist medical practitioners	2	0.4%
2212	Specialist medical practitioners	0	
2221	Nursing professionals	2	0.4%
2222	Midwifery professionals	0	
2230	Traditional and complementary medicine professionals	0	
2240	Paramedical practitioners	0	
2250	Veterinarians	4	0.8%
2261	Dentists	0	
2262	Pharmacists	0	
2263	Environmental and occupational health and hygiene profession	1	0.2%
2264	Physiotherapists	0	
2265	Dieticians and nutritionists	1	0.2%
2266	Audiologists and speech therapists	0	
2267	Optometrists and ophthalmic opticians	0	
2269	Health professionals not elsewhere classified	2	0.4%
2310	University and higher education teachers	14	2.9%
2320	Vocational education teachers	2	0.4%
2330	Secondary education teachers	24	5.0%
2341	Primary school teachers	5	1.0%
2342	Early childhood educators	0	
2351	Education methods specialists	2	0.4%
2352	Special needs teachers	0	
2353	Other language teachers	0	
2354	Other music teachers	0	
2355	Other arts teachers	0	
2356	Information technology trainers	1	0.2%
2359	Teaching professionals not elsewhere classified	1	0.2%
2411	Accountants	61	12.7%
2412	Financial and investment advisers	1	0.2%
2413	Financial analysts	2	0.4%
2421	Management and organization analysts	1	0.2%
2422	Policy administration professionals	2	0.4%
2423	Personnel and careers professionals	0	
2424	Training and staff development professionals	0	
2431	Advertising and marketing professionals	1	0.2%
2432	Public relations professionals	1	0.2%
2433	Technical and medical sales professionals (excluding ICT)	0	
2434	Information and communications technology sales professional	2	0.4%
2511	Systems analysts	0	
2512	Software developers	1	0.2%
2513	Web and multimedia developers	0	
2514	Applications programmers	0	

**# N030A: ISCO**

Value	Label	Cases	Percentage
2519	Software and applications developers and analysts not elsewh	0	
2521	Database designers and administrators	0	
2522	Systems administrators	0	
2523	Computer network professionals	1	0.2%
2529	Database and network professionals not elsewhere classified	0	
2611	Lawyers	3	0.6%
2612	Judges	3	0.6%
2619	Legal professionals not elsewhere classified	0	
2621	Archivists and curators	0	
2622	Librarians and related information professionals	1	0.2%
2631	Economists	2	0.4%
2632	Sociologists, anthropologists and related professionals	1	0.2%
2633	Philosophers, historians and political scientists	0	
2634	Psychologists	1	0.2%
2635	Social work and counselling professionals	4	0.8%
2636	Religious professionals	1	0.2%
2641	Authors and related writers	0	
2642	Journalists	5	1.0%
2643	Translators, interpreters and other linguists	2	0.4%
2651	Visual artists	0	
2652	Musicians, singers and composers	0	
2653	Dancers and choreographers	0	
2654	Film, stage and related directors and producers	0	
2655	Actors	0	
2656	Announcers on radio, television and other media	0	
2659	Creative and performing artists not elsewhere classified	0	
3111	Chemical and physical science technicians	1	0.2%
3112	Civil engineering technicians	5	1.0%
3113	Electrical engineering technicians	6	1.2%
3114	Electronics engineering technicians	5	1.0%
3115	Mechanical engineering technicians	2	0.4%
3116	Chemical engineering technicians	0	
3117	Mining and metallurgical technicians	0	
3118	Draughtspersons	1	0.2%
3119	Physical and engineering science technicians not elsewhere c	0	
3121	Mining supervisors	0	
3122	Manufacturing supervisors	0	
3123	Construction supervisors	0	
3131	Power production plant operators	1	0.2%
3132	Incinerator and water treatment plant operators	1	0.2%
3133	Chemical processing plant controllers	0	
3134	Petroleum and natural gas refining plant operators	0	
3135	Metal production process controllers	0	
3139	Process control technicians not elsewhere classified	0	
3141	Life science technicians (excluding medical)	0	

**# N030A: ISCO**

Value	Label	Cases	Percentage
3142	Agricultural technicians	4	0.8%
3143	Forestry technicians	0	
3151	Ships' engineers	0	
3152	Ships' deck officers and pilots	0	
3153	Aircraft pilots and related associate professionals	0	
3154	Air traffic controllers	0	
3155	Air traffic safety electronics technicians	0	
3211	Medical imaging and therapeutic equipment technicians	0	
3212	Medical and pathology laboratory technicians	7	1.5%
3213	Pharmaceutical technicians and assistants	0	
3214	Medical and dental prosthetic technicians	0	
3221	Nursing associate professionals	2	0.4%
3222	Midwifery associate professionals	0	
3230	Traditional and complementary medicine associate professiona	0	
3240	Veterinary technicians and assistants	0	
3251	Dental assistants and therapists	0	
3252	Medical records and health information technicians	0	
3253	Community health workers	1	0.2%
3254	Dispensing opticians	0	
3255	Physiotherapy technicians and assistants	0	
3256	Medical assistants	0	
3257	Environmental and occupational health inspectors and associa	0	
3258	Ambulance workers	0	
3259	Health associate professionals not elsewhere classified	2	0.4%
3311	Securities and finance dealers and brokers	0	
3312	Credit and loans officers	3	0.6%
3313	Accounting associate professionals	1	0.2%
3314	Statistical, mathematical and related associate professional	2	0.4%
3315	Valuers and loss assessors	0	
3321	Insurance representatives	1	0.2%
3322	Commercial sales representatives	1	0.2%
3323	Buyers	0	
3324	Trade brokers	0	
3331	Clearing and forwarding agents	0	
3332	Conference and event planners	0	
3333	Employment agents and contractors	0	
3334	Real estate agents and property managers	0	
3339	Business services agents not elsewhere classified	4	0.8%
3341	Office supervisors	0	
3342	Legal secretaries	0	
3343	Administrative and executive secretaries	4	0.8%
3344	Medical secretaries	0	
3351	Customs and border inspectors	0	
3352	Government tax and excise officials	0	
3353	Government social benefits officials	0	

## # N030A: ISCO

Value	Label	Cases	Percentage
3354	Government licensing officials	0	
3355	Police inspectors and detectives	0	
3359	Regulatory government associate professionals not elsewhere	0	
3411	Police inspectors and detectives	0	
3412	Social work associate professionals	16	3.3%
3413	Religious associate professionals	0	
3421	Athletes and sports players	0	
3422	Sports coaches, instructors and officials	1	0.2%
3423	Fitness and recreation instructors and program leaders	0	
3431	Photographers	0	
3432	Interior designers and decorators	0	
3433	Gallery, museum and library technicians	0	
3434	Chefs	0	
3435	Other artistic and cultural associate professionals	0	
3511	Information and communications technology operations technic	8	1.7%
3512	Information and communications technology user support techn	1	0.2%
3513	Computer network and systems technicians	1	0.2%
3514	Web technicians	0	
3521	Broadcasting and audio-visual technicians	0	
3522	Telecommunications engineering technicians	0	
4110	General office clerks	0	
4120	Secretaries (general)	1	0.2%
4131	Typists and word processing operators	1	0.2%
4132	Data entry clerks	0	
4211	Bank tellers and related clerks	7	1.5%
4212	Bookmakers, croupiers and related gaming workers	1	0.2%
4213	Pawnbrokers and money-lenders	0	
4214	Debt-collectors and related workers	0	
4221	Travel consultants and clerks	0	
4222	Contact centre information clerks	0	
4223	Telephone switchboard operators	0	
4224	Hotel receptionists	0	
4225	Enquiry clerks	0	
4226	Receptionists (general)	0	
4227	Survey and market research interviewers	1	0.2%
4229	Client information workers not elsewhere classified	0	
4311	Accounting and bookkeeping clerks	3	0.6%
4312	Statistical, finance and insurance clerks	0	
4313	Payroll clerks	1	0.2%
4321	Stock clerks	1	0.2%
4322	Production clerks	0	
4323	Transport clerks	0	
4411	Library clerks	1	0.2%
4412	Mail carriers and sorting clerks	0	
4413	Coding, proof-reading and related clerks	0	

**# N030A: ISCO**

Value	Label	Cases	Percentage
4414	Scribes and related workers	0	
4415	Filing and copying clerks	1	0.2%
4416	Personnel clerks	0	
4419	Clerical support workers not elsewhere classified	0	
5111	Travel attendants and travel stewards	1	0.2%
5112	Transport conductors	2	0.4%
5113	Travel guides	0	
5120	Cooks	4	0.8%
5131	Waiters	1	0.2%
5132	Bartenders	1	0.2%
5141	Hairdressers	0	
5142	Beauticians and related workers	0	
5151	Cleaning and housekeeping supervisors in offices, hotels and	0	
5152	Domestic housekeepers	0	
5153	Building caretakers	0	
5161	Astrologers, fortune-tellers and related workers	0	
5162	Companions and valets	0	
5163	Undertakers and embalmers	0	
5164	Pet groomers and animal care workers	0	
5165	Driving instructors	0	
5169	Personal services workers not elsewhere classified	0	
5211	Stall and market salespersons	4	0.8%
5212	Street food salespersons	0	
5221	Shop keepers	16	3.3%
5222	Shop supervisors	0	
5223	Shop sales assistants	2	0.4%
5230	Cashiers and ticket clerks	3	0.6%
5241	Fashion and other models	1	0.2%
5242	Sales demonstrators	0	
5243	Door to door salespersons	0	
5244	Contact centre salespersons	0	
5245	Service station attendants	0	
5246	Food service counter attendants	0	
5249	Sales workers not elsewhere classified	6	1.2%
5311	Child care workers	0	
5312	Teachers' aides	0	
5321	Health care assistants	1	0.2%
5322	Home-based personal care workers	0	
5329	Personal care workers in health services not elsewhere class	0	
5411	Fire-fighters	0	
5412	Police officers	0	
5413	Prison guards	0	
5414	Security guards	11	2.3%
5419	Protective services workers not elsewhere classified	0	
6111	Field crop and vegetable growers	0	

**# N030A: ISCO**

Value	Label	Cases	Percentage
6112	Tree and shrub crop growers	0	
6113	Gardeners, horticultural and nursery growers	0	
6114	Mixed crop growers	2	0.4%
6121	Livestock and dairy producers	0	
6122	Poultry producers	0	
6123	Apiarists and sericulturists	0	
6129	Animal producers not elsewhere classified	1	0.2%
6130	Mixed crop and animal producers	1	0.2%
6210	Forestry and related workers	0	
6221	Aquaculture workers	0	
6222	Inland and coastal waters fishery workers	0	
6223	Deep-sea fishery workers	0	
6224	Hunters and trappers	0	
6310	Subsistence crop farmers	0	
6320	Subsistence livestock farmers	0	
6330	Subsistence mixed crop and livestock farmers	0	
6340	Subsistence fishers, hunters, trappers and gatherers	0	
7111	House builders	7	1.5%
7112	Bricklayers and related workers	0	
7113	Stonemasons, stone cutters, splitters and carvers	0	
7114	Concrete placers, concrete finishers and related workers	0	
7115	Carpenters and joiners	1	0.2%
7119	Building frame and related trades workers not elsewhere clas	0	
7121	Roofers	0	
7122	Floor layers and tile setters	0	
7123	Plasterers	0	
7124	Insulation workers	0	
7125	Glaziers	0	
7126	Plumbers and pipe fitters	0	
7127	Air conditioning and refrigeration mechanics	0	
7131	Painters and related workers	0	
7132	Spray painters and varnishers	0	
7133	Building structure cleaners	0	
7211	Metal moulders and coremakers	0	
7212	Welders and flamecutters	2	0.4%
7213	Sheet-metal workers	1	0.2%
7214	Structural-metal preparers and erectors	0	
7215	Riggers and cable splicers	0	
7221	Blacksmiths, hammersmiths and forging press workers	0	
7222	Toolmakers and related workers	0	
7223	Metal working machine tool setters and operators	0	
7224	Metal polishers, wheel grinders and tool sharpeners	0	
7231	Motor vehicle mechanics and repairers	2	0.4%
7232	Aircraft engine mechanics and repairers	0	
7233	Agricultural and industrial machinery mechanics and repairer	1	0.2%

**# N030A: ISCO**

Value	Label	Cases	Percentage
7234	Bicycle and related repairers	0	
7311	Precision-instrument makers and repairers	0	
7312	Musical instrument makers and tuners	0	
7313	Jewellery and precious-metal workers	0	
7314	Potters and related workers	0	
7315	Glass makers, cutters, grinders and finishers	0	
7316	Sign writers, decorative painters, engravers and etchers	0	
7317	Handicraft workers in wood, basketry and related materials	0	
7318	Handicraft workers in textile, leather and related materials	0	
7319	Handicraft workers not elsewhere classified	0	
7321	Pre-press technicians	0	
7322	Printers	0	
7323	Print finishing and binding workers	0	
7411	Building and related electricians	3	0.6%
7412	Electrical mechanics and fitters	0	
7413	Electrical line installers and repairers	1	0.2%
7421	Electronics mechanics and servicers	1	0.2%
7422	Information and communications technology installers and ser	0	
7511	Butchers, fishmongers and related food preparers	0	
7512	Bakers, pastry-cooks and confectionery makers	0	
7513	Dairy-products makers	0	
7514	Fruit, vegetable and related preservers	0	
7515	Food and beverage tasters and graders	0	
7516	Tobacco preparers and tobacco products makers	0	
7521	Wood treaters	0	
7522	Cabinet-makers and related workers	0	
7523	Woodworking-machine tool setters and operators	0	
7531	Tailors, dressmakers, furriers and hatters	3	0.6%
7532	Garment and related pattern-makers and cutters	0	
7533	Sewing, embroidery and related workers	0	
7534	Upholsterers and related workers	0	
7535	Pelt dressers, tanners and fellmongers	0	
7536	Shoemakers and related workers	0	
7541	Underwater divers	0	
7542	Shotfirers and blasters	0	
7543	Product graders and testers (excluding foods and beverages)	0	
7544	Fumigators and other pest and weed controllers	0	
7549	Craft and related workers not elsewhere classified	0	
8111	Miners and quarriers	0	
8112	Mineral and stone processing plant operators	0	
8113	Well drillers and borers and related workers	0	
8114	Cement, stone and other mineral products machine operators	0	
8121	Metal processing plant operators	1	0.2%
8122	Metal finishing, plating and coating machine operators	0	
8131	Chemical products plant and machine operators	0	

**# N030A: ISCO**

Value	Label	Cases	Percentage
8132	Photographic products machine operators	0	
8141	Rubber products machine operators	0	
8142	Plastic products machine operators	0	
8143	Paper products machine operators	0	
8151	Fibre preparing, spinning and winding machine operators	0	
8152	Weaving and knitting machine operators	0	
8153	Sewing machine operators	0	
8154	Bleaching, dyeing and fabric cleaning machine operators	0	
8155	Fur and leather preparing machine operators	0	
8156	Shoemaking and related machine operators	0	
8157	Laundry machine operators	0	
8159	Textile, fur and leather products machine operators not else	0	
8160	Food and related products machine operators	0	
8171	Pulp and papermaking plant operators	0	
8172	Wood processing plant operators	0	
8181	Glass and ceramics plant operators	0	
8182	Steam engine and boiler operators	0	
8183	Packing, bottling and labelling machine operators	0	
8189	Stationary plant and machine operators not elsewhere classif	0	
8211	Mechanical machinery assemblers	0	
8212	Electrical and electronic equipment assemblers	0	
8219	Assemblers not elsewhere classified	0	
8311	Locomotive engine drivers	0	
8312	Railway brake, signal and switch operators	0	
8321	Motorcycle drivers	0	
8322	Car, taxi and van drivers	12	2.5%
8331	Bus and tram drivers	0	
8332	Heavy truck and lorry drivers	0	
8341	Mobile farm and forestry plant operators	0	
8342	Earthmoving and related plant operators	0	
8343	Crane, hoist and related plant operators	0	
8344	Lifting truck operators	0	
8350	Ships' deck crews and related workers	0	
9111	Domestic cleaners and helpers	0	
9112	Cleaners and helpers in offices, hotels and other establishm	2	0.4%
9121	Hand launderers and pressers	0	
9122	Vehicle cleaners	0	
9123	Window cleaners	0	
9129	Other cleaning workers	0	
9211	Crop farm labourers	3	0.6%
9212	Livestock farm labourers	0	
9213	Mixed crop and livestock farm labourers	0	
9214	Garden and horticultural labourers	1	0.2%
9215	Forestry labourers	0	
9216	Fishery and aquaculture labourers	0	



# N030A: ISCO			
Value	Label	Cases	Percentage
9311	Mining and quarrying labourers	0	
9312	Civil engineering labourers	1	0.2%
9313	Building construction labourers	2	0.4%
9321	Hand packers	0	
9329	Manufacturing labourers not elsewhere classified	1	0.2%
9331	Hand and pedal vehicle drivers	0	
9332	Drivers of animal-drawn vehicles and machinery	0	
9333	Freight handlers	0	
9334	Shelf fillers	0	
9411	Fast food preparers	0	
9412	Kitchen helpers	0	
9510	Street and related service workers	0	
9520	Street vendors (excluding food)	0	
9611	Garbage and recycling collectors	0	
9612	Refuse sorters	0	
9613	Sweepers and related labourers	0	
9621	Messengers, package deliverers and luggage porters	2	0.4%
9622	Odd job persons	0	
9623	Meter readers and vending-machine collectors	0	
9624	Water and firewood collectors	0	
9629	Elementary workers not elsewhere classified	0	
9999		20	4.2%
Sysmiss		2383	
<i>Warning: these figures indicate the number of cases found in the data file. They cannot be interpreted as summary statistics of the population of interest.</i>			
# ISCO1N030A: ISCO_FIRST_LEVEL N030A			
<b>Information</b>	[Type= discrete] [Format=numeric] [Range= 1-9999] [Missing=*]		
<b>Statistics [NW/ W]</b>	[Valid=480 /-] [Invalid=2383 /-]		
Value	Label	Cases	Percentage
1	Managers	79	16.5%
2	Professionals	178	37.1%
3	Technicians and associates professionals	81	16.9%
4	Clerical support workers	18	3.8%
5	Service and sales workers	53	11.0%
6	Skilled agricultural, forestry and fishery workers	4	0.8%
7	Craft and related trade workers	22	4.6%
8	Plant and machine operators and assemblers	13	2.7%
9	Elementary occupation	12	2.5%
10	Armed forces occupation	0	
99	Not stated	0	
9999		20	4.2%
Sysmiss		2383	
<i>Warning: these figures indicate the number of cases found in the data file. They cannot be interpreted as summary statistics of the population of interest.</i>			
# N030B: ISCO			
<b>Information</b>	[Type= discrete] [Format=numeric] [Range= 110-9629] [Missing=*]		

## # N030B: ISCO

Statistics [NW/ W] [Valid=206 /-] [Invalid=2657 /-]

Value	Label	Cases	Percentage
110	Commissioned armed forces officers	0	
210	Non-commissioned armed forces officers	0	
242	Administration professionals	0	
310	Armed forces occupations, other ranks	1	0.5%
334	Administrative and specialised secretaries	0	
723	Machinery mechanics and repairers	0	
835	Ships' deck crews and related workers	0	
912	Vehicle, window, laundry and other hand cleaning workers	0	
1111	Legislators	1	0.5%
1112	Senior government officials	1	0.5%
1113	Traditional chiefs and heads of village	2	1.0%
1114	Senior officials of special-interest organizations	1	0.5%
1120	Managing directors and chief executives	1	0.5%
1211	Finance managers	5	2.4%
1212	Human resource managers	6	2.9%
1213	Policy and planning managers	1	0.5%
1219	Business services and administration managers not elsewhere	2	1.0%
1221	Sales and marketing managers	3	1.5%
1222	Advertising and public relations managers	0	
1223	Research and development managers	2	1.0%
1311	Agricultural and forestry production managers	0	
1312	Aquaculture and fisheries production managers	0	
1321	Manufacturing managers	0	
1322	Mining managers	0	
1323	Construction managers	1	0.5%
1324	Supply, distribution and related managers	1	0.5%
1330	Information and communications technology service managers	3	1.5%
1341	Child care services managers	1	0.5%
1342	Health services managers	2	1.0%
1343	Aged care services managers	0	
1344	Social welfare managers	1	0.5%
1345	Education managers	12	5.8%
1346	Financial and insurance services branch managers	0	
1349	Professional services managers not elsewhere classified	0	
1411	Hotel managers	2	1.0%
1412	Restaurant managers	0	
1420	Retail and wholesale trade managers	0	
1431	Sports, recreation and cultural centre managers	1	0.5%
1439	Services managers not elsewhere classified	1	0.5%
2111	Physicists and astronomers	0	
2112	Meteorologists	0	
2113	Chemists	2	1.0%
2114	Geologists and geophysicists	0	
2120	Mathematicians, actuaries and statisticians	1	0.5%

# N030B: ISCO

Value	Label	Cases	Percentage
2131	Biologists, botanists, zoologists and related professionals	1	0.5%
2132	Farming, forestry and fisheries advisers	2	1.0%
2133	Environmental protection professionals	0	
2141	Industrial and production engineers	1	0.5%
2142	Civil engineers	1	0.5%
2143	Environmental engineers	0	
2144	Mechanical engineers	1	0.5%
2145	Chemical engineers	0	
2146	Mining engineers, metallurgists and related professionals	0	
2149	Engineering professionals not elsewhere classified	0	
2151	Electrical engineers	0	
2152	Electronics engineers	1	0.5%
2153	Telecommunications engineers	1	0.5%
2161	Building architects	0	
2162	Landscape architects	1	0.5%
2163	Product and garment designers	0	
2164	Town and traffic planners	1	0.5%
2165	Cartographers and surveyors	1	0.5%
2166	Graphic and multimedia designers	0	
2211	Generalist medical practitioners	0	
2212	Specialist medical practitioners	1	0.5%
2221	Nursing professionals	0	
2222	Midwifery professionals	0	
2230	Traditional and complementary medicine professionals	0	
2240	Paramedical practitioners	1	0.5%
2250	Veterinarians	0	
2261	Dentists	0	
2262	Pharmacists	0	
2263	Environmental and occupational health and hygiene profession	0	
2264	Physiotherapists	0	
2265	Dieticians and nutritionists	0	
2266	Audiologists and speech therapists	0	
2267	Optometrists and ophthalmic opticians	0	
2269	Health professionals not elsewhere classified	1	0.5%
2310	University and higher education teachers	5	2.4%
2320	Vocational education teachers	1	0.5%
2330	Secondary education teachers	9	4.4%
2341	Primary school teachers	5	2.4%
2342	Early childhood educators	0	
2351	Education methods specialists	0	
2352	Special needs teachers	0	
2353	Other language teachers	0	
2354	Other music teachers	0	
2355	Other arts teachers	0	
2356	Information technology trainers	0	

# N030B: ISCO

Value	Label	Cases	Percentage
2359	Teaching professionals not elsewhere classified	0	
2411	Accountants	13	6.3%
2412	Financial and investment advisers	0	
2413	Financial analysts	1	0.5%
2421	Management and organization analysts	2	1.0%
2422	Policy administration professionals	1	0.5%
2423	Personnel and careers professionals	0	
2424	Training and staff development professionals	0	
2431	Advertising and marketing professionals	1	0.5%
2432	Public relations professionals	1	0.5%
2433	Technical and medical sales professionals (excluding ICT)	0	
2434	Information and communications technology sales professional	0	
2511	Systems analysts	0	
2512	Software developers	0	
2513	Web and multimedia developers	0	
2514	Applications programmers	1	0.5%
2519	Software and applications developers and analysts not elsewh	0	
2521	Database designers and administrators	0	
2522	Systems administrators	0	
2523	Computer network professionals	1	0.5%
2529	Database and network professionals not elsewhere classified	0	
2611	Lawyers	0	
2612	Judges	2	1.0%
2619	Legal professionals not elsewhere classified	0	
2621	Archivists and curators	0	
2622	Librarians and related information professionals	0	
2631	Economists	1	0.5%
2632	Sociologists, anthropologists and related professionals	1	0.5%
2633	Philosophers, historians and political scientists	0	
2634	Psychologists	0	
2635	Social work and counselling professionals	3	1.5%
2636	Religious professionals	0	
2641	Authors and related writers	0	
2642	Journalists	0	
2643	Translators, interpreters and other linguists	2	1.0%
2651	Visual artists	0	
2652	Musicians, singers and composers	0	
2653	Dancers and choreographers	0	
2654	Film, stage and related directors and producers	0	
2655	Actors	0	
2656	Announcers on radio, television and other media	0	
2659	Creative and performing artists not elsewhere classified	0	
3111	Chemical and physical science technicians	0	
3112	Civil engineering technicians	0	
3113	Electrical engineering technicians	3	1.5%

**# N030B: ISCO**

Value	Label	Cases	Percentage
3114	Electronics engineering technicians	1	0.5%
3115	Mechanical engineering technicians	1	0.5%
3116	Chemical engineering technicians	0	
3117	Mining and metallurgical technicians	0	
3118	Draughtspersons	0	
3119	Physical and engineering science technicians not elsewhere c	0	
3121	Mining supervisors	0	
3122	Manufacturing supervisors	0	
3123	Construction supervisors	0	
3131	Power production plant operators	0	
3132	Incinerator and water treatment plant operators	0	
3133	Chemical processing plant controllers	0	
3134	Petroleum and natural gas refining plant operators	0	
3135	Metal production process controllers	0	
3139	Process control technicians not elsewhere classified	1	0.5%
3141	Life science technicians (excluding medical)	0	
3142	Agricultural technicians	3	1.5%
3143	Forestry technicians	1	0.5%
3151	Ships' engineers	0	
3152	Ships' deck officers and pilots	0	
3153	Aircraft pilots and related associate professionals	0	
3154	Air traffic controllers	0	
3155	Air traffic safety electronics technicians	0	
3211	Medical imaging and therapeutic equipment technicians	0	
3212	Medical and pathology laboratory technicians	1	0.5%
3213	Pharmaceutical technicians and assistants	0	
3214	Medical and dental prosthetic technicians	0	
3221	Nursing associate professionals	0	
3222	Midwifery associate professionals	0	
3230	Traditional and complementary medicine associate professiona	0	
3240	Veterinary technicians and assistants	0	
3251	Dental assistants and therapists	0	
3252	Medical records and health information technicians	1	0.5%
3253	Community health workers	2	1.0%
3254	Dispensing opticians	0	
3255	Physiotherapy technicians and assistants	0	
3256	Medical assistants	0	
3257	Environmental and occupational health inspectors and associa	0	
3258	Ambulance workers	0	
3259	Health associate professionals not elsewhere classified	0	
3311	Securities and finance dealers and brokers	0	
3312	Credit and loans officers	0	
3313	Accounting associate professionals	0	
3314	Statistical, mathematical and related associate professional	1	0.5%
3315	Valuers and loss assessors	0	

**# N030B: ISCO**

Value	Label	Cases	Percentage
3321	Insurance representatives	0	
3322	Commercial sales representatives	0	
3323	Buyers	1	0.5%
3324	Trade brokers	0	
3331	Clearing and forwarding agents	0	
3332	Conference and event planners	0	
3333	Employment agents and contractors	0	
3334	Real estate agents and property managers	0	
3339	Business services agents not elsewhere classified	1	0.5%
3341	Office supervisors	0	
3342	Legal secretaries	0	
3343	Administrative and executive secretaries	3	1.5%
3344	Medical secretaries	0	
3351	Customs and border inspectors	0	
3352	Government tax and excise officials	1	0.5%
3353	Government social benefits officials	0	
3354	Government licensing officials	0	
3355	Police inspectors and detectives	0	
3359	Regulatory government associate professionals not elsewhere	0	
3411	Police inspectors and detectives	1	0.5%
3412	Social work associate professionals	9	4.4%
3413	Religious associate professionals	0	
3421	Athletes and sports players	0	
3422	Sports coaches, instructors and officials	0	
3423	Fitness and recreation instructors and program leaders	0	
3431	Photographers	0	
3432	Interior designers and decorators	0	
3433	Gallery, museum and library technicians	0	
3434	Chefs	0	
3435	Other artistic and cultural associate professionals	0	
3511	Information and communications technology operations technic	3	1.5%
3512	Information and communications technology user support techn	0	
3513	Computer network and systems technicians	1	0.5%
3514	Web technicians	0	
3521	Broadcasting and audio-visual technicians	0	
3522	Telecommunications engineering technicians	1	0.5%
4110	General office clerks	0	
4120	Secretaries (general)	2	1.0%
4131	Typists and word processing operators	0	
4132	Data entry clerks	0	
4211	Bank tellers and related clerks	0	
4212	Bookmakers, croupiers and related gaming workers	0	
4213	Pawnbrokers and money-lenders	0	
4214	Debt-collectors and related workers	0	
4221	Travel consultants and clerks	0	

**# N030B: ISCO**

Value	Label	Cases	Percentage
4222	Contact centre information clerks	0	
4223	Telephone switchboard operators	0	
4224	Hotel receptionists	0	
4225	Enquiry clerks	0	
4226	Receptionists (general)	2	1.0%
4227	Survey and market research interviewers	0	
4229	Client information workers not elsewhere classified	0	
4311	Accounting and bookkeeping clerks	0	
4312	Statistical, finance and insurance clerks	0	
4313	Payroll clerks	0	
4321	Stock clerks	1	0.5%
4322	Production clerks	0	
4323	Transport clerks	0	
4411	Library clerks	0	
4412	Mail carriers and sorting clerks	0	
4413	Coding, proof-reading and related clerks	0	
4414	Scribes and related workers	0	
4415	Filing and copying clerks	0	
4416	Personnel clerks	0	
4419	Clerical support workers not elsewhere classified	0	
5111	Travel attendants and travel stewards	0	
5112	Transport conductors	1	0.5%
5113	Travel guides	1	0.5%
5120	Cooks	5	2.4%
5131	Waiters	0	
5132	Bartenders	0	
5141	Hairdressers	1	0.5%
5142	Beauticians and related workers	0	
5151	Cleaning and housekeeping supervisors in offices, hotels and	0	
5152	Domestic housekeepers	1	0.5%
5153	Building caretakers	0	
5161	Astrologers, fortune-tellers and related workers	0	
5162	Companions and valets	0	
5163	Undertakers and embalmers	0	
5164	Pet groomers and animal care workers	0	
5165	Driving instructors	0	
5169	Personal services workers not elsewhere classified	2	1.0%
5211	Stall and market salespersons	4	1.9%
5212	Street food salespersons	0	
5221	Shop keepers	4	1.9%
5222	Shop supervisors	1	0.5%
5223	Shop sales assistants	1	0.5%
5230	Cashiers and ticket clerks	5	2.4%
5241	Fashion and other models	0	
5242	Sales demonstrators	0	

**# N030B: ISCO**

Value	Label	Cases	Percentage
5243	Door to door salespersons	0	
5244	Contact centre salespersons	0	
5245	Service station attendants	0	
5246	Food service counter attendants	0	
5249	Sales workers not elsewhere classified	3	1.5%
5311	Child care workers	0	
5312	Teachers' aides	0	
5321	Health care assistants	0	
5322	Home-based personal care workers	0	
5329	Personal care workers in health services not elsewhere class	0	
5411	Fire-fighters	0	
5412	Police officers	0	
5413	Prison guards	1	0.5%
5414	Security guards	2	1.0%
5419	Protective services workers not elsewhere classified	0	
6111	Field crop and vegetable growers	0	
6112	Tree and shrub crop growers	0	
6113	Gardeners, horticultural and nursery growers	0	
6114	Mixed crop growers	0	
6121	Livestock and dairy producers	0	
6122	Poultry producers	0	
6123	Apiarists and sericulturists	0	
6129	Animal producers not elsewhere classified	0	
6130	Mixed crop and animal producers	0	
6210	Forestry and related workers	0	
6221	Aquaculture workers	0	
6222	Inland and coastal waters fishery workers	0	
6223	Deep-sea fishery workers	0	
6224	Hunters and trappers	0	
6310	Subsistence crop farmers	1	0.5%
6320	Subsistence livestock farmers	0	
6330	Subsistence mixed crop and livestock farmers	0	
6340	Subsistence fishers, hunters, trappers and gatherers	0	
7111	House builders	2	1.0%
7112	Bricklayers and related workers	0	
7113	Stonemasons, stone cutters, splitters and carvers	0	
7114	Concrete placers, concrete finishers and related workers	0	
7115	Carpenters and joiners	1	0.5%
7119	Building frame and related trades workers not elsewhere clas	0	
7121	Roofers	0	
7122	Floor layers and tile setters	0	
7123	Plasterers	0	
7124	Insulation workers	0	
7125	Glaziers	0	
7126	Plumbers and pipe fitters	0	



**# N030B: ISCO**

Value	Label	Cases	Percentage
7127	Air conditioning and refrigeration mechanics	0	
7131	Painters and related workers	0	
7132	Spray painters and varnishers	0	
7133	Building structure cleaners	0	
7211	Metal moulders and coremakers	0	
7212	Welders and flamecutters	0	
7213	Sheet-metal workers	0	
7214	Structural-metal preparers and erectors	0	
7215	Riggers and cable splicers	0	
7221	Blacksmiths, hammersmiths and forging press workers	0	
7222	Toolmakers and related workers	0	
7223	Metal working machine tool setters and operators	0	
7224	Metal polishers, wheel grinders and tool sharpeners	0	
7231	Motor vehicle mechanics and repairers	0	
7232	Aircraft engine mechanics and repairers	0	
7233	Agricultural and industrial machinery mechanics and repairer	0	
7234	Bicycle and related repairers	0	
7311	Precision-instrument makers and repairers	0	
7312	Musical instrument makers and tuners	0	
7313	Jewellery and precious-metal workers	0	
7314	Potters and related workers	0	
7315	Glass makers, cutters, grinders and finishers	0	
7316	Sign writers, decorative painters, engravers and etchers	0	
7317	Handicraft workers in wood, basketry and related materials	0	
7318	Handicraft workers in textile, leather and related materials	0	
7319	Handicraft workers not elsewhere classified	0	
7321	Pre-press technicians	0	
7322	Printers	0	
7323	Print finishing and binding workers	0	
7411	Building and related electricians	2	1.0%
7412	Electrical mechanics and fitters	0	
7413	Electrical line installers and repairers	0	
7421	Electronics mechanics and servicers	0	
7422	Information and communications technology installers and ser	0	
7511	Butchers, fishmongers and related food preparers	0	
7512	Bakers, pastry-cooks and confectionery makers	1	0.5%
7513	Dairy-products makers	0	
7514	Fruit, vegetable and related preservers	0	
7515	Food and beverage tasters and graders	0	
7516	Tobacco preparers and tobacco products makers	0	
7521	Wood treaters	0	
7522	Cabinet-makers and related workers	0	
7523	Woodworking-machine tool setters and operators	0	
7531	Tailors, dressmakers, furriers and hatters	0	
7532	Garment and related pattern-makers and cutters	0	

**# N030B: ISCO**

Value	Label	Cases	Percentage
7533	Sewing, embroidery and related workers	0	
7534	Upholsterers and related workers	0	
7535	Pelt dressers, tanners and fellmongers	0	
7536	Shoemakers and related workers	0	
7541	Underwater divers	0	
7542	Shotfirers and blasters	0	
7543	Product graders and testers (excluding foods and beverages)	0	
7544	Fumigators and other pest and weed controllers	0	
7549	Craft and related workers not elsewhere classified	0	
8111	Miners and quarriers	0	
8112	Mineral and stone processing plant operators	0	
8113	Well drillers and borers and related workers	0	
8114	Cement, stone and other mineral products machine operators	0	
8121	Metal processing plant operators	0	
8122	Metal finishing, plating and coating machine operators	0	
8131	Chemical products plant and machine operators	1	0.5%
8132	Photographic products machine operators	0	
8141	Rubber products machine operators	0	
8142	Plastic products machine operators	0	
8143	Paper products machine operators	0	
8151	Fibre preparing, spinning and winding machine operators	0	
8152	Weaving and knitting machine operators	0	
8153	Sewing machine operators	0	
8154	Bleaching, dyeing and fabric cleaning machine operators	0	
8155	Fur and leather preparing machine operators	0	
8156	Shoemaking and related machine operators	0	
8157	Laundry machine operators	0	
8159	Textile, fur and leather products machine operators not else	0	
8160	Food and related products machine operators	0	
8171	Pulp and papermaking plant operators	0	
8172	Wood processing plant operators	0	
8181	Glass and ceramics plant operators	0	
8182	Steam engine and boiler operators	0	
8183	Packing, bottling and labelling machine operators	0	
8189	Stationary plant and machine operators not elsewhere classif	0	
8211	Mechanical machinery assemblers	0	
8212	Electrical and electronic equipment assemblers	0	
8219	Assemblers not elsewhere classified	0	
8311	Locomotive engine drivers	0	
8312	Railway brake, signal and switch operators	0	
8321	Motorcycle drivers	1	0.5%
8322	Car, taxi and van drivers	3	1.5%
8331	Bus and tram drivers	0	
8332	Heavy truck and lorry drivers	0	
8341	Mobile farm and forestry plant operators	0	

**# N030B: ISCO**

Value	Label	Cases	Percentage
8342	Earthmoving and related plant operators	0	
8343	Crane, hoist and related plant operators	0	
8344	Lifting truck operators	0	
8350	Ships' deck crews and related workers	0	
9111	Domestic cleaners and helpers	0	
9112	Cleaners and helpers in offices, hotels and other establishm	0	
9121	Hand launderers and pressers	0	
9122	Vehicle cleaners	0	
9123	Window cleaners	0	
9129	Other cleaning workers	0	
9211	Crop farm labourers	0	
9212	Livestock farm labourers	0	
9213	Mixed crop and livestock farm labourers	0	
9214	Garden and horticultural labourers	2	1.0%
9215	Forestry labourers	0	
9216	Fishery and aquaculture labourers	0	
9311	Mining and quarrying labourers	0	
9312	Civil engineering labourers	0	
9313	Building construction labourers	0	
9321	Hand packers	0	
9329	Manufacturing labourers not elsewhere classified	0	
9331	Hand and pedal vehicle drivers	0	
9332	Drivers of animal-drawn vehicles and machinery	0	
9333	Freight handlers	0	
9334	Shelf fillers	0	
9411	Fast food preparers	0	
9412	Kitchen helpers	0	
9510	Street and related service workers	0	
9520	Street vendors (excluding food)	0	
9611	Garbage and recycling collectors	0	
9612	Refuse sorters	0	
9613	Sweepers and related labourers	0	
9621	Messengers, package deliverers and luggage porters	0	
9622	Odd job persons	0	
9623	Meter readers and vending-machine collectors	0	
9624	Water and firewood collectors	0	
9629	Elementary workers not elsewhere classified	1	0.5%
Sysmiss		2657	

*Warning: these figures indicate the number of cases found in the data file. They cannot be interpreted as summary statistics of the population of interest.*

**# ISCO1N030B: ISCO\_FIRST\_LEVELN030B**

<b>Information</b>	[Type= discrete] [Format=numeric] [Range= 1-99] [Missing=*]		
<b>Statistics [NW/ W]</b>	[Valid=206 /-] [Invalid=2657 /-]		
Value	Label	Cases	Percentage
1	Managers	50	24.3%

### # ISCO1N030B: ISCO\_FIRST\_LEVELN030B

Value	Label	Cases	Percentage
2	Professionals	67	32.5%
3	Technicians and associates professionals	36	17.5%
4	Clerical support workers	5	2.4%
5	Service and sales workers	32	15.5%
6	Skilled agricultural, forestry and fishery workers	1	0.5%
7	Craft and related trade workers	6	2.9%
8	Plant and machine operators and assemblers	5	2.4%
9	Elementary occupation	3	1.5%
10	Armed forces occupation	1	0.5%
99	Not stated	0	
Sysmiss		2657	

Warning: these figures indicate the number of cases found in the data file. They cannot be interpreted as summary statistics of the population of interest.

### # N050A: Word of mouth/family/friends

<b>Information</b>	[Type= discrete] [Format=numeric] [Range= 1-9] [Missing=*]		
<b>Statistics [NW/ W]</b>	[Valid=480 /-] [Invalid=2383 /-]		
Value	Label	Cases	Percentage
1	Yes	355	74.0%
2	No	123	25.6%
9	Missing value	2	0.4%
Sysmiss		2383	

Warning: these figures indicate the number of cases found in the data file. They cannot be interpreted as summary statistics of the population of interest.

### # N050B: Unsolicited / passing-by

<b>Information</b>	[Type= discrete] [Format=numeric] [Range= 1-9] [Missing=*]		
<b>Statistics [NW/ W]</b>	[Valid=480 /-] [Invalid=2383 /-]		
Value	Label	Cases	Percentage
1	Yes	67	14.0%
2	No	411	85.6%
9	Missing value	2	0.4%
Sysmiss		2383	

Warning: these figures indicate the number of cases found in the data file. They cannot be interpreted as summary statistics of the population of interest.

### # N050C: Internet, media

<b>Information</b>	[Type= discrete] [Format=numeric] [Range= 1-9] [Missing=*]		
<b>Statistics [NW/ W]</b>	[Valid=480 /-] [Invalid=2383 /-]		
Value	Label	Cases	Percentage
1	Yes	369	76.9%
2	No	110	22.9%
9	Missing value	1	0.2%
Sysmiss		2383	

Warning: these figures indicate the number of cases found in the data file. They cannot be interpreted as summary statistics of the population of interest.

### # N050D: LMIS

<b>Information</b>	[Type= discrete] [Format=numeric] [Range= 1-9] [Missing=*]
<b>Statistics [NW/ W]</b>	[Valid=480 /-] [Invalid=2383 /-]

<b># N050D: LMIS</b>			
<b>Value</b>	<b>Label</b>	<b>Cases</b>	<b>Percentage</b>
1	Yes	58	12.1%
2	No	420	87.5%
9	Missing value	2	0.4%
Sysmiss		2383	
<i>Warning: these figures indicate the number of cases found in the data file. They cannot be interpreted as summary statistics of the population of interest.</i>			
<b># N050E: Job agents / bureaux</b>			
<b>Information</b>	[Type= discrete] [Format=numeric] [Range= 1-9] [Missing=*]		
<b>Statistics [NW/ W]</b>	[Valid=480 /-] [Invalid=2383 /-]		
<b>Value</b>	<b>Label</b>	<b>Cases</b>	<b>Percentage</b>
1	Yes	58	12.1%
2	No	420	87.5%
9	Missing value	2	0.4%
Sysmiss		2383	
<i>Warning: these figures indicate the number of cases found in the data file. They cannot be interpreted as summary statistics of the population of interest.</i>			
<b># N050F: Training institutions</b>			
<b>Information</b>	[Type= discrete] [Format=numeric] [Range= 1-9] [Missing=*]		
<b>Statistics [NW/ W]</b>	[Valid=480 /-] [Invalid=2383 /-]		
<b>Value</b>	<b>Label</b>	<b>Cases</b>	<b>Percentage</b>
1	Yes	39	8.1%
2	No	439	91.5%
9	Missing value	2	0.4%
Sysmiss		2383	
<i>Warning: these figures indicate the number of cases found in the data file. They cannot be interpreted as summary statistics of the population of interest.</i>			
<b># N050G: Other (specify)</b>			
<b>Information</b>	[Type= discrete] [Format=numeric] [Range= 1-9] [Missing=*]		
<b>Statistics [NW/ W]</b>	[Valid=480 /-] [Invalid=2383 /-]		
<b>Value</b>	<b>Label</b>	<b>Cases</b>	<b>Percentage</b>
1	Yes	31	6.5%
2	No	446	92.9%
9	Missing value	3	0.6%
Sysmiss		2383	
<i>Warning: these figures indicate the number of cases found in the data file. They cannot be interpreted as summary statistics of the population of interest.</i>			
<b># N050S: Other-Specify</b>			
<b>Information</b>	[Type= discrete] [Format=character] [Missing=*]		
<b>Statistics [NW/ W]</b>	[Valid=30 /-] [Invalid=0 /-]		
<b>Value</b>	<b>Label</b>	<b>Cases</b>	<b>Percentage</b>
AMATANGAZO ABA AMANITSE KUBIGO		1	3.3%
ARIMO ARASHAKA AMAFARANGA		1	3.3%

### # N050S: Other-Specify

Value	Label	Cases	Percentage
ASHAKISHA ISOKO		1	3.3%
AZATWARA MOTO YE		1	3.3%
AZIKORERA		1	3.3%
CANDIDATURE UGAKORA KIZAMINI		1	3.3%
COMPETENCY		1	3.3%
GUPIGANIRWA AKAZI		1	3.3%
GUSENGA		1	3.3%
GUSHAKA AMAFRANGA YO GUSHYIRA		1	3.3%
GUSHAKISHA CAPITAL		1	3.3%
GUSHAKISHA IGISHORO		1	3.3%
JOB		1	3.3%
KU GITI CYE,NTAWA ABAZA		1	3.3%
KUGUTUMAHO KUBER'UBUSHI UFITE		1	3.3%
KWANDIKA IBARUWA ISABA AKAZI		1	3.3%
KWIHANGIRA UMURIMO		2	6.7%
KWIKORERA		1	3.3%
KWIKORERA KU GITI CYE		1	3.3%
KWISHAKAHO AMAFARANGA		1	3.3%
KWIYAMAMAZ		1	3.3%
KWIZIGAMIRA		1	3.3%
MBAZA HOSE		1	3.3%
NIWE UBITEKEREZA KUGITIKE		1	3.3%
PLAYING		1	3.3%
TLEPHONE		1	3.3%
WE KU GITI CYE		1	3.3%
afficher sur les valves distri		1	3.3%
saving maney for storting a ne		1	3.3%

*Warning: these figures indicate the number of cases found in the data file. They cannot be interpreted as summary statistics of the population of interest.*

<b># N060: Do you want to move away from your current residence to search for a new job?</b>			
<b>Information</b>		[Type= discrete] [Format=numeric] [Range= 1-9] [Missing=*]	
<b>Statistics [NW/ W]</b>		[Valid=2863 /-] [Invalid=0 /-]	
<b>Value</b>	<b>Label</b>	<b>Cases</b>	<b>Percentage</b>
1	Yes	2229	77.9%
2	No	630	22.0%
9	Missing value	4	0.1%
<i>Warning: these figures indicate the number of cases found in the data file. They cannot be interpreted as summary statistics of the population of interest.</i>			
<b># N070: Why are you willing to move?</b>			
<b>Information</b>		[Type= discrete] [Format=numeric] [Range= 1-9] [Missing=*]	
<b>Statistics [NW/ W]</b>		[Valid=2229 /-] [Invalid=634 /-]	
<b>Value</b>	<b>Label</b>	<b>Cases</b>	<b>Percentage</b>
1	Better salary/ rel benefits	1723	77.3%
2	Better working conditions	378	17.0%
3	Exposure	8	0.4%
4	Security	34	1.5%
5	Other(specify)	80	3.6%
9	Missing value	6	0.3%
Sysmiss		634	
<i>Warning: these figures indicate the number of cases found in the data file. They cannot be interpreted as summary statistics of the population of interest.</i>			
<b># N070S: Other-Specify</b>			
<b>Information</b>		[Type= discrete] [Format=character] [Missing=*]	
<b>Statistics [NW/ W]</b>		[Valid=78 /-] [Invalid=0 /-]	
<b>Value</b>	<b>Label</b>	<b>Cases</b>	<b>Percentage</b>
ABONYE AKAZI GAHUYE N'IBYOYIZE		1	1.3%
AGIYE KWIGA		2	2.6%
AHO AKORERA HAMUBERA KURE		1	1.3%
AHO MBA NDACUMBITSE		1	1.3%
AHO NABONA UKO NKORA NIGA		1	1.3%
AHO NTUYE ARI KURENAKWIMU		1	1.3%
AKAZI KAJYANYE NIBYO YIZE		1	1.3%
AKAZI KIBYO YIZE		1	1.3%
AKO AKORA NTABWO ARIBYO YIZE		1	1.3%

# N070S: Other-Specify

Value	Label	Cases	Percentage
AKORERA KURE YUMURYANGO		1	1.3%
ARINDIRIYE PASTOR DIPLOME		1	1.3%
ASHAKA AHOYAKIGA HAFI YAKAZI		1	1.3%
BANYIRUKANY		1	1.3%
BIKORWE NA LETA		1	1.3%
BITERWA NAHO YOHEREJWE		1	1.3%
BUKORA IBIJYANYE NIBYO YIZE		1	1.3%
CONTRACT YARARANGIYE		1	1.3%
FAMILY LEAVE VERY FAR		1	1.3%
GUKOMEZA KWIGA		1	1.3%
GUKORA YIGA		1	1.3%
GUSHAKA AKAZI KATUMA ANIGA		1	1.3%
GUSHAKA UMUGABO		1	1.3%
GUURA HAFI KUBERA UBURYO BYOKW		1	1.3%
HABAYE HARI ITERAMBERE		1	1.3%
HAFI Y'ISHILI Y'UMURYANGC WANG		1	1.3%
HAFI Y'ISHULI		1	1.3%
IKORANABUHA RIHAGIJE		1	1.3%
ITERAMBERE RYAHO AKORERA		1	1.3%
IYO CONGREGATIO IMWIMUYE		1	1.3%
KANGERA LEVEL		1	1.3%
KO HABA ARI HAFI Y'AKAZI		1	1.3%



# N070S: Other-Specify

Value	Label	Cases	Percentage
KONGERA UBUMENYI		1	1.3%
KUBA ARI KURE		1	1.3%
KUBA MURI DOMAINE CYANE ARIKO		1	1.3%
KUBA NTAMASHANY.		1	1.3%
KUBURA AMIKORO		1	1.3%
KUDAKORA URUGENDORU		1	1.3%
KUGIRA NGO NKORE HAFI		1	1.3%
KUJYA HAFI Y'UMURYANGC WE		1	1.3%
KUJYA HAFI YAHU NTUYE		1	1.3%
KUJYA KWIGA		2	2.6%
KUKO AMASHURI ARI HAFI		1	1.3%
KUNYUNGU ZO GUKORERA IGIHUGU		1	1.3%
KWAGURA IBITARO		1	1.3%
KWEGERA AHO AKORERA		1	1.3%
KWEGERA AHO NKORERA		1	1.3%
KWEGERA AHO UKORERA		1	1.3%
KWEGERA AHO YASHOBORAG/ KWIGA		1	1.3%
KWEGERA AKAZI		5	6.4%
KWEGERA AKZI		1	1.3%
KWEGERA UMURYANGO		4	5.1%
KWGERA AHO NKORERA		1	1.3%
KWIGA		2	2.6%
KWIKORERA KU GITI CYE		1	1.3%

<b># N070S: Other-Specify</b>			
<b>Value</b>	<b>Label</b>	<b>Cases</b>	<b>Percentage</b>
KWIMUKIRA AHASHYUSHYE		1	1.3%
KWIRUKANWA KUKAZI		1	1.3%
MBITEGESTWE N'UMURYANGC		1	1.3%
MBONYE INDI MPAMYABUSH		1	1.3%
NI KURE Y'AKAZI		1	1.3%
NIKURE YO MURUGO		1	1.3%
PROMOTION		1	1.3%
SECTION IGIYE KUHAVA		1	1.3%
TO GET DIFFERENT EXPERIENCE		1	1.3%
TO GO BACK HOME		1	1.3%
UBURYO BUNYOROHEYI BWO KUBAHO		1	1.3%
UBUTUMWA BUTANZWE NA COMUNAUTE		1	1.3%
URUGENDO AKORA RURERURE		1	1.3%
amasomo		1	1.3%

*Warning: these figures indicate the number of cases found in the data file. They cannot be interpreted as summary statistics of the population of interest.*

<b># N080: Where do you want to move to?</b>	
<b>Information</b>	[Type= discrete] [Format=numeric] [Range= 1-9] [Missing=*]
<b>Statistics [NW/ W]</b>	[Valid=2229 /-] [Invalid=634 /-]

<b>Value</b>	<b>Label</b>	<b>Cases</b>	<b>Percentage</b>
1	within Rwanda	842	37.8%
2	Other EAC countries	146	6.6%
3	Other African counties/Rest of Africa	25	1.1%
4	Out of Africa	41	1.8%
5	Anywhere	1163	52.2%
9	Missing value	12	0.5%
Sysmiss		634	

*Warning: these figures indicate the number of cases found in the data file. They cannot be interpreted as summary statistics of the population of interest.*

<b># N090: If you don't want to move, please indicate why</b>	
<b>Information</b>	[Type= discrete] [Format=numeric] [Range= 1-9] [Missing=*]
<b>Statistics [NW/ W]</b>	[Valid=630 /-] [Invalid=2233 /-]

### # N090: If you don't want to move, please indicate why

Value	Label	Cases	Percentage
1	Family / dependents / friends	412	65.4%
2	Different culture	8	1.3%
3	Too risky	40	6.3%
4	Language problems	6	1.0%
5	Lack skills / competence	41	6.5%
6	Lack certificate / authorisation	15	2.4%
7	Other (specify)	105	16.7%
9	Missing value	3	0.5%
Sysmiss		2233	

Warning: these figures indicate the number of cases found in the data file. They cannot be interpreted as summary statistics of the population of interest.

### # N09A: If you don't want to move, please indicate why

<b>Information</b>	[Type= discrete] [Format=numeric] [Range= 1-9] [Missing=*]
<b>Statistics [NW/ W]</b>	[Valid=358 /-] [Invalid=2505 /-]

Value	Label	Cases	Percentage
1	Family / dependents / friends	57	15.9%
2	Different culture	40	11.2%
3	Too risky	75	20.9%
4	Language problems	31	8.7%
5	Lack skills / competence	46	12.8%
6	Lack certificate / authorisation	35	9.8%
7	Other (specify)	74	20.7%
9	Missing value	0	
Sysmiss		2505	

Warning: these figures indicate the number of cases found in the data file. They cannot be interpreted as summary statistics of the population of interest.

### # N09B: If you don't want to move, please indicate why

<b>Information</b>	[Type= discrete] [Format=numeric] [Range= 1-9] [Missing=*]
<b>Statistics [NW/ W]</b>	[Valid=147 /-] [Invalid=2716 /-]

Value	Label	Cases	Percentage
1	Family / dependents / friends	10	6.8%
2	Different culture	18	12.2%
3	Too risky	28	19.0%
4	Language problems	18	12.2%
5	Lack skills / competence	26	17.7%
6	Lack certificate / authorisation	26	17.7%
7	Other (specify)	21	14.3%
9	Missing value	0	
Sysmiss		2716	

Warning: these figures indicate the number of cases found in the data file. They cannot be interpreted as summary statistics of the population of interest.

### # N090S: Other-Specify

<b>Information</b>	[Type= discrete] [Format=character] [Missing=*]
<b>Statistics [NW/ W]</b>	[Valid=198 /-] [Invalid=0 /-]

Value	Label	Cases	Percentage
6		1	0.5%

# N090S: Other-Specify

Value	Label	Cases	Percentage
ABA MU NZU Y'IKIGO		1	0.5%
AHAHANTU NI HEZA		1	0.5%
AHANDI NDATUYE		1	0.5%
AHO AKORA ARAHISHIMIYE CYANE		1	0.5%
AHO AKORA NIHAFI YAHU YIGIRA		1	0.5%
AHO ARI HAMUFASHA KU BURYO BWI		1	0.5%
AHO BAMUHEMBA NEZA		1	0.5%
AHO KORERA BAMFASHE NEZA		1	0.5%
AHO NKORA NTACYO HATWAYE		1	0.5%
AHO NTUYE NI MURUGO		1	0.5%
AHONDI NTA KIBAZO		1	0.5%
AHONKORRRA HARANYEGERE		1	0.5%
AKARERE NTUYEMO NI IWACU		1	0.5%
AKAZI ARAKEGEREYE NTA MPAMVU		1	0.5%
AKAZI YUMVA NTACYO KAMUTWAYE		1	0.5%
AMASEZERANC AFITANYE NUMUKORES		1	0.5%
AMIKORO MACYE		1	0.5%
AMIKORO MAKE		1	0.5%
ARAHEGEREYE NTA MPAMVU ZO KWMU		1	0.5%
ARAKUZE		1	0.5%
ARAKUZE NTA KANDI KAZI ASHAKA		1	0.5%

# N090S: Other-Specify

Value	Label	Cases	Percentage
ARAKUZE NTIYASHAKA AKAZI		1	0.5%
ARASHAJE		7	3.5%
ARI HAFI KUJYA MUZABUKURU		1	0.5%
ARIGA KURI BOURSE YIKIGO		1	0.5%
ARIHAFI YOKUJYA MUZABUKURU		1	0.5%
ATUNZWE N'UBUTAKA		1	0.5%
ATUYE HAFI Y'AKAZI		1	0.5%
ATUYE HAFI YAHOKORA		1	0.5%
ATUYE HAFI YAKAZI		1	0.5%
ATUYE HAFI YAZI		1	0.5%
ATUYE MU ISAMBU YE		1	0.5%
ATUYE MU KIGO(HAFI Y'AKAZI)		1	0.5%
Amacumbi kuyabona biragowe		1	0.5%
BIMUSABA KUBANA N'ABANYESHU		1	0.5%
BIRAGORANA		1	0.5%
BIRAHENZE KUJYA GUTURA AHANDI		1	0.5%
BYAMUGORA AVUYE AHO ARI.		1	0.5%
Bisaba izindi ngufu		1	0.5%
COMMITTED FO HELPING THE FIRST		1	0.5%
COMMITMENT BY THE CONTRACT HE		1	0.5%
CONDITION DE VIETRES COMPLIQUE		1	0.5%
CONTEMTE		1	0.5%

# N090S: Other-Specify

Value	Label	Cases	Percentage
CONTENT.OF D PLACE AM WORKING		1	0.5%
CONTENTED		1	0.5%
ENGAGEMENT RELIGIEUX		1	0.5%
FACILITIES		1	0.5%
GUHUBDA AKAZI		1	0.5%
GUKUNDA AHO AKORERA		1	0.5%
GUKUNDA AHO ATUYE		1	0.5%
GUKUNDA KWIGISHA MU RWANDA		1	0.5%
GUKUNDA UBWARIMU YUMVA ATABUVA		1	0.5%
GUSAZA		2	1.0%
GUSHAKA GUTARA HAFI YAKAZI		1	0.5%
GUSHAKA KWIGA		1	0.5%
HAFI Y'AKAZI		1	0.5%
HAFI YAHO AKORERA		1	0.5%
HAPPY WITH CURREMENT EMPLOYEME		1	0.5%
HAPPY WITH CURRENT EMPLOYEMENT		1	0.5%
HARAMUNYUR		1	0.5%
HARAMUNYUZ		1	0.5%
HARI IBIKORWA REMEZO BIHABERA		1	0.5%
HARI UBUYOBOZI BWIZA		1	0.5%
HARIGAHUNDA YO KUNYONGEZA		1	0.5%
HOSE NI KIMWE		1	0.5%
I AM CONTENTED		1	0.5%
I HAVE TO FINISH MY CONTRACT		1	0.5%

# N090S: Other-Specify

Value	Label	Cases	Percentage
IBIBANZA BYINAHHA BIRAHENZE		1	0.5%
IBIJYANYE N'IBYONIZE		1	0.5%
IBIKORWA AGEZEHO		1	0.5%
IKIGO KISHURI ACUNGA		1	0.5%
IMIBEREHO		1	0.5%
IMIBEREHO ATAMENYEREY		1	0.5%
IMYAKA AFITE NTIMWEMEREF KWIM		1	0.5%
INTAKIBAZO GIKOMEYECYA		1	0.5%
INTEGE NO GUSAZA		1	0.5%
IZABUKURU		1	0.5%
IZABUKURU,KI AKUNDA IGIHUGU		1	0.5%
JOB SATISFACTION		1	0.5%
KARAMPAGIJE		1	0.5%
KERESTE YIMUKONYE		1	0.5%
KERETSE GUSA		1	0.5%
KUBA AHO AFITE UMUTUNGO UHAGIJ		1	0.5%
KUBA BYABANGAMIF		1	0.5%
KUBA HAFI Y'AKAZI KE BIRAMUHA		1	0.5%
KUBA HAFI YA BUSINESS YE		1	0.5%
KUBAKA NTA BUSHOBOZI AFITE		1	0.5%
KUBERA AGEZE MU ZABUKURU		1	0.5%
KUBERA AJYIYE MURI PENSION		1	0.5%
KUBERA AKAZI		1	0.5%

# N090S: Other-Specify

Value	Label	Cases	Percentage
KUBERA KWIGA		1	0.5%
KUBERA YEGEREYE AHO AKORERA		1	0.5%
KUBURA AMIKORO		1	0.5%
KUHABONA IKIBANZA BIRAHENZE		1	0.5%
KUTICA AKAZI AKORA UBU		1	0.5%
KWANGA GUSIGA IBIKORWA AHO ATU		1	0.5%
KWANGA GUTA IDINI		1	0.5%
KWIMUKA BIRAHENZE		1	0.5%
KWIMUKA BISABA AMAFARANGA		1	0.5%
KWIMUKA BYANGORA		1	0.5%
KWOROHEREZI MUKAZI		1	0.5%
MBA MU ISAMBU YANJYE SINAYISIG		1	0.5%
MENYEREYE AKAZI KANDI NI HAFI		1	0.5%
NATURE OF JOB		1	0.5%
NDACYISHURA IKIGO		1	0.5%
NDAHASHIMA SINAHAVA		1	0.5%
NDANYUNZWE NAHO NKORA		1	0.5%
NDASHAJE		1	0.5%
NDATUYE KANDI MFITE DEPLACEMENT		1	0.5%
NDATUYE NTAKIBAZO		1	0.5%
NDI UMUNTESHURI MRI KAMINUZA		1	0.5%



# N090S: Other-Specify

Value	Label	Cases	Percentage
NDIFUZA GUKOMEZA AMASHURI		1	0.5%
NDOHEREZWA KUKO NDI UWIHAYIMAN		1	0.5%
NEGEREYE AKAZI		1	0.5%
NEW		1	0.5%
NGE SINAKWIMUKA NDASHAJE		1	0.5%
NGEZE MUZABUKURU NTA MPAMVU		1	0.5%
NI AKAZI MENYEREYE		1	0.5%
NI HAFI Y'AHO NKORERA		1	0.5%
NI HAFI Y'AKAZI		3	1.5%
NI HAFI Y'AKAZI NIHO AHINGA		1	0.5%
NI HAFI YO MU RUGO		1	0.5%
NI KW'ISAMBU		1	0.5%
NI MURUGO SINAHAVA		2	1.0%
NI UKO UMUSHAHARA USHIMISHIJE		1	0.5%
NICE WORKING CONDITIONS		1	0.5%
NIHAFI CYANE AHO AKORERA		1	0.5%
NIHAFI NTATEGA		1	0.5%
NIHAFI YAHO AKORERA		1	0.5%
NIHAFI YAKAZI KANDI NIWANJYE		1	0.5%
NKORA HAFI YO MU RUGO		1	0.5%
NKUNDA GUKORERA MU GIHUGU		1	0.5%
NO NEEDS		1	0.5%

# N090S: Other-Specify

Value	Label	Cases	Percentage
NOT SPEND MUCH IN THE VILLAGE		1	0.5%
NSHAKA KIJYA KWIGA		1	0.5%
NTA BUSHOBOWI BWO KUREMA HASHY		1	0.5%
NTA BUSHOBOZI BWO KUBAKA AFITE		1	0.5%
NTA BWO NTEGANYA KWIMUKA		1	0.5%
NTA CYA TUMA NIMUKA,MBA MU KIG		1	0.5%
NTA HANGWA NEZA NKU RWANDA		1	0.5%
NTA MPAMVU		1	0.5%
NTA SAMBU NZIZA YABONA IRENZE		1	0.5%
NTAKAZI NTEGANYA GUSHAKA AHAND		1	0.5%
NTAKIBAZO CYATUMA YIMUKA		1	0.5%
NTASOKO RY'UMURIMO RIHARI		1	0.5%
NTI BINGORA KUGERA KU KAZI		1	0.5%
NTIBARAMWIR		1	0.5%
NTIYASIGA INZU YE NGO AJYE GUK		1	0.5%
NUKO NSHAJE		1	0.5%
NUKO NTASIGA ISAMBU N'UMUTUNGO		1	0.5%
NUMVA NAHO NAJYE KUKO HANO MBI		1	0.5%
Nihafi nta mpamvu yo kwimuka		1	0.5%

### # N090S: Other-Specify

Value	Label	Cases	Percentage
PERSONAL PLANS		1	0.5%
RAISON DE SANTE,AGE,SAC		1	0.5%
SATISFIED		1	0.5%
SATISFY HERE IN RWANDA		1	0.5%
SHE IS NOT LOOKING FOR A JOB		1	0.5%
SHE LIKE HERE		1	0.5%
UBUKURE		1	0.5%
UBURWAYI		1	0.5%
UBURYO BWIZA BWIMIKORERE		1	0.5%
UBURYO BWIZA BWO GUKORERAMO		1	0.5%
UBUSAZA		4	2.0%
UBUSHOBOZI BUKE MU MIBEREHO		1	0.5%
UBUSHOBOZI BWO KUBAKA		1	0.5%
UMUSHAHARA MUKE		1	0.5%
UMUSHAHARA URASHIMISHIJI		1	0.5%
Ubushobozi ni buke bwo kubaka		1	0.5%
WANT TO CONENTRATE ON MY JOB		1	0.5%
WELL STAY		1	0.5%
YAKORAGA NKUBUHINZI		1	0.5%
YARANYUZWE NTIYAHINDUR.		1	0.5%
YAROHEREJWE		1	0.5%
YEGEREYE AKAZI		1	0.5%
YEMEREWE N'IKIGO BOURSE		1	0.5%
YUMVA AKUZE		1	0.5%
abifitemo izindi inyungu atifu		1	0.5%
arakuze ntashobora kwimuka		1	0.5%

<b># N090S: Other-Specify</b>			
<b>Value</b>	<b>Label</b>	<b>Cases</b>	<b>Percentage</b>
habakure y'aho wigira		1	0.5%
kujya kwiga		1	0.5%
kutajya kur e yubutaka bwajye		1	0.5%
mfite akazi gahoraho		1	0.5%
ndacyashaka gukorera hano		1	0.5%
ndi hafi y'akazi		1	0.5%
<i>Warning: these figures indicate the number of cases found in the data file. They cannot be interpreted as summary statistics of the population of interest.</i>			
<b># N091: If you only want to move within Rwanda or within EAC, please indicate why</b>			
<b>Information</b>	[Type= discrete] [Format=numeric] [Range= 1-9] [Missing=*]		
<b>Statistics [NW/ W]</b>	[Valid=988 /-] [Invalid=1875 /-]		
<b>Value</b>	<b>Label</b>	<b>Cases</b>	<b>Percentage</b>
1	Family / dependents / friends	590	59.7%
2	Different culture	80	8.1%
3	Too risky	22	2.2%
4	Language problems	71	7.2%
5	Lack skills / competence	97	9.8%
6	Lack certificate / authorisation	35	3.5%
7	Other (specify)	77	7.8%
9	Missing value	16	1.6%
Sysmiss		1875	
<i>Warning: these figures indicate the number of cases found in the data file. They cannot be interpreted as summary statistics of the population of interest.</i>			
<b># N09C: If you only want to move within Rwanda or within EAC, please indicate why</b>			
<b>Information</b>	[Type= discrete] [Format=numeric] [Range= 1-9] [Missing=*]		
<b>Statistics [NW/ W]</b>	[Valid=690 /-] [Invalid=2173 /-]		
<b>Value</b>	<b>Label</b>	<b>Cases</b>	<b>Percentage</b>
1	Family / dependents / friends	109	15.8%
2	Different culture	188	27.2%
3	Too risky	52	7.5%
4	Language problems	113	16.4%
5	Lack skills / competence	102	14.8%
6	Lack certificate / authorisation	60	8.7%
7	Other (specify)	66	9.6%
9	Missing value	0	
Sysmiss		2173	
<i>Warning: these figures indicate the number of cases found in the data file. They cannot be interpreted as summary statistics of the population of interest.</i>			
<b># N09D: If you only want to move within Rwanda or within EAC, please indicate why</b>			
<b>Information</b>	[Type= discrete] [Format=numeric] [Range= 1-9] [Missing=*]		
<b>Statistics [NW/ W]</b>	[Valid=359 /-] [Invalid=2504 /-]		
<b>Value</b>	<b>Label</b>	<b>Cases</b>	<b>Percentage</b>
1	Family / dependents / friends	32	8.9%

**# N09D: If you only want to move within Rwanda or within EAC, please indicate why**

Value	Label	Cases	Percentage
2	Different culture	41	11.4%
3	Too risky	42	11.7%
4	Language problems	57	15.9%
5	Lack skills / competence	60	16.7%
6	Lack certificate / authorisation	72	20.1%
7	Other (specify)	55	15.3%
9	Missing value	0	
Sysmiss		2504	

*Warning: these figures indicate the number of cases found in the data file. They cannot be interpreted as summary statistics of the population of interest.*

**# N091S: Other-Specify**

<b>Information</b>	[Type= discrete] [Format=character] [Missing=*]
<b>Statistics [NW/ W]</b>	[Valid=187 /-] [Invalid=0 /-]

Value	Label	Cases	Percentage
.		1	0.5%
AGOMBA GUKORERA U RWANDA		1	0.5%
AKUNDA CYANE U RWANDA		1	0.5%
AKUNDA IGIHUGU CYACU		1	0.5%
AKUNDA IGIHUNGU CYANE		1	0.5%
AKUNDA IGISWAHILI		1	0.5%
AKUNDA U RWANDA		1	0.5%
AKUNDA URWANDA CYANE		1	0.5%
AKUNZE URWANDA		1	0.5%
AMAHORO UMUTEKANO		1	0.5%
AMIKORO		1	0.5%
AMOUR DU PAYS		1	0.5%
ARAKUZE MU MYAKA		1	0.5%
ARARUKUNDA YUMVA YARUKORERA		1	0.5%
ARASHAJE NIYAJYA MUKINDI GIHUG		1	0.5%
ARASHAKA GUKORERA MU RWANDA		1	0.5%

# N091S: Other-Specify

Value	Label	Cases	Percentage
ASHAKA GUTEZA IMBERE IGIHUNGU		1	0.5%
BUSINESS YOROSHYE		1	0.5%
BYAMUHENDA KUVA MU RWANDA		1	0.5%
CONGREGATIO NTIBYEMERA		1	0.5%
EDUCATION DES ENFANTS		1	0.5%
GAHUNDA RDA+EAC NI IMWE		1	0.5%
GOUVERNEME IKORA NEZA		1	0.5%
GUCUMBIKA BIRAGOYE		1	0.5%
GUHINDURA IGIHUGU		1	0.5%
GUKUNDA ABANYAGIHUC		1	0.5%
GUKUNDA IGIHUGU		30	16.0%
GUKUNDA IGIHUGU CYAJYE		1	0.5%
GUKUNDA IGIHUGU CYANE KUGIKORE		1	0.5%
GUKUNDA IGIHUGU CYE		4	2.1%
GUKUNDA IGIHUGU KAVUKIRE		1	0.5%
GUKUNDA IGIHUGU,KUGI		1	0.5%
GUKUNDA IGIHUGUCYE		1	0.5%
GUKUNDA IGIHUNGU		1	0.5%
GUKUNDA U RWANDA		1	0.5%
GUKUNDA UBUZIMA BWO MU CYARO		1	0.5%
GUKUNDA UMWANDA		1	0.5%
GUKUNDA URWANDA		1	0.5%
GUKUNDI IGIHUGU		1	0.5%

**# N091S: Other-Specify**

Value	Label	Cases	Percentage
GUKUNDIGIHU		1	0.5%
GUSHAKA AKAZI		1	0.5%
GUTANGA UMUSANZU MU ITERAMBERE		1	0.5%
GUTEGANYA AKAZIKD MU RDA		1	0.5%
HABA PATRIOTISME		1	0.5%
HANZE YARAHANZE		1	0.5%
HARI UBUZIMA BWIZA		1	0.5%
HARI UMUTEKANO		1	0.5%
HOME COUNTRY		1	0.5%
IBIBAZO BYA POLITIKI		1	0.5%
IMIYOBORERE		1	0.5%
IMYAKA AFITE (ARAKUZE)		1	0.5%
ISOKO RY'UMURIMO		1	0.5%
IZABUKURU		1	0.5%
KUBA AKUZE		1	0.5%
KUBAKA IGIHUGU		1	0.5%
KUBERA GUKUNDA IGIHUGU N'UMUTE		1	0.5%
KUBERA IGUHUGUCYE YATEZA IMBER		1	0.5%
KUGUMA MUGIHUGU CYANJYE NKAGIT		1	0.5%
KUKO ARI UMUNYESHURI		1	0.5%
KUKO ARIHO YAVUKIYE		2	1.1%
KUKO NKUNDA U RWANDA		1	0.5%
KUKO NTAKIBAZO YAGIRAYO		1	0.5%

# N091S: Other-Specify

Value	Label	Cases	Percentage
KUMENYERA, G UMUTUNGO		1	0.5%
KUMVA AKUNZE URWANDA		1	0.5%
KUTABA KURE Y' AHO UKORERA AKAZ		1	0.5%
KUTAMENYA UBURYO AKAZI GATANGW		1	0.5%
KUZAMURA IGIHUGU CYANJYE		1	0.5%
KWANGA GUFATWA NKUMUNYAMA		1	0.5%
KWANGA GUSIGA IMITUNGO MU RDA		1	0.5%
KWEGERA AKAZI		2	1.1%
KWEGERA AKAZI NKORA UBU		1	0.5%
KWITA KU MUTUNGO		1	0.5%
KWITANGIRA URWANDA		1	0.5%
MFITE IKIZERE KO MU RWANDA AKA		1	0.5%
MU RWANDA HABA UMUTEKANO		1	0.5%
MU RWANDA NIHO HARI UMUTEKANO		1	0.5%
MURWANDA HARI UMUTEKANO		1	0.5%
MURWANDA YUMVA YATERIMBERE VUB		1	0.5%
NDACYATEGE KWIGA		1	0.5%
NDAHAKUNDA		1	0.5%
NI IGIHUGU CY'AMAVUKO		1	0.5%
NIFUZA GUKORA		1	0.5%



# N091S: Other-Specify

Value	Label	Cases	Percentage
MU GIHUG CYAJYE			
NIFUZA KUGIRA ITERAMBERE EAC		1	0.5%
NIHO HARI UMUTEKANO		1	0.5%
NIRWO RWEGO RUMUKWIRIYE		1	0.5%
NKUNDA IGIHUGU CYAJYE		1	0.5%
NKUNDA IGIHUGU CYANGE		2	1.1%
NKUNDA IGIHUGU CYANJYE		2	1.1%
NKUNDA IGIHUGUI CYANJYE		1	0.5%
NKUNDA MU RWANDA		1	0.5%
NKUNDA U RWANDA		3	1.6%
NKUNDA URWANDA		1	0.5%
NKUNDA URWANDA CYANE		1	0.5%
NTA KIBAZO AFITANYE N'U RWANDA		1	0.5%
NTABANTU NZI YO		1	0.5%
NTAHOYAJYA HATARI UMUHUNGUWE		1	0.5%
NTAKUNDA AHANDI ATARI RDA		1	0.5%
NTAMPAMVU YO KUJYAYO		1	0.5%
NTIBINDIMO		1	0.5%
NTIYARAHO YAVUKIYE		1	0.5%
NTIYAVA MUGIHUGU CYE		1	0.5%
NUKO ARIHEZA,HARI UMUTEKANO		1	0.5%

### # N091S: Other-Specify

Value	Label	Cases	Percentage
NUKO NKUNDA URWANDA		1	0.5%
NUMVA NKUNDA IGIHUGU SINAKWIMU		1	0.5%
Ni heza		1	0.5%
PATRIOTISM		1	0.5%
PATRIOTISME		2	1.1%
POLITIQUE		1	0.5%
POLITIQUE IMWE		1	0.5%
POLITIQUE NZIZA MU RWANDA		1	0.5%
SINAKWIZERA UMUTEKANO WANJYE		1	0.5%
SINKUNDA HANZE YURWANDA		1	0.5%
TAXES		1	0.5%
UBUSHOBOZI BUKE		1	0.5%
UBUSHOBOZI BWA DEPLACEMENT		1	0.5%
UBUZIMA BUGOYE		1	0.5%
UBUZIMA BWAHO BUROROSHYE		1	0.5%
UBUZIMA BWIZA		1	0.5%
UBUZIMA BWOROSHYE		1	0.5%
UMUTEKANO		10	5.3%
UMUTEKANO IMIYOBORERE MYIZA		1	0.5%
UMUTEKANO MU RWANDA		1	0.5%
UMUTEKANO MUKE		2	1.1%
UMUTEKANO MWIZA URI MUGIHUGU		1	0.5%
UMUTEKANO USESUYE		1	0.5%
UMUTEKANO W'UBUZIMA BWANJYE		1	0.5%
UMUTEKANO WANJYE		1	0.5%

### # N091S: Other-Specify

Value	Label	Cases	Percentage
UMUTEKANO WIZEWE		1	0.5%
URASUZUGURU MUMAHANGA		1	0.5%
URWANDA RURATERA IMBERE		1	0.5%
YUMVA AKUNZE URWANDA		1	0.5%
YUMVA AKUNZE URWANDA CYANE		1	0.5%
YUMVA TANZANIA IFITE IMIBARE M		1	0.5%
afite akazi hafi		1	0.5%
gakunda igihugu cyanjye		1	0.5%
ikirere(climat)		1	0.5%
patriotisme		1	0.5%
umutekano mwiza uri mu rwanda		1	0.5%

Warning: these figures indicate the number of cases found in the data file. They cannot be interpreted as summary statistics of the population of interest.

### # CODE

**Information** [Type= continuous] [Format=numeric] [Range= 1101-4506] [Missing=\*]

**Statistics [NW/ W]** [Valid=2863 /-] [Invalid=0 /-] [Mean=2591.598 /-] [StdDev=1046.554 /-]

### # Year\_int: graduation year in interval

**Information** [Type= discrete] [Format=numeric] [Range= 1-8] [Missing=\*]

**Statistics [NW/ W]** [Valid=2370 /-] [Invalid=493 /-]

Value	Label	Cases	Percentage
1	Before 1984	163	6.9%
2	1985-1989	100	4.2%
3	1990-1994	223	9.4%
4	1995-1999	305	12.9%
5	2000-2004	565	23.8%
6	2009-2009	776	32.7%
7	2010 to 2012	225	9.5%
8	Not specifies	13	0.5%
Sysmiss		493	

Warning: these figures indicate the number of cases found in the data file. They cannot be interpreted as summary statistics of the population of interest.

### # B140\_INT: HOW LONG TO GET FIRST JOB

**Information** [Type= discrete] [Format=numeric] [Range= 0-11] [Missing=\*]

**Statistics [NW/ W]** [Valid=2863 /-] [Invalid=0 /-]

### # B140\_INT: HOW LONG TO GET FIRST JOB

Value	Label	Cases	Percentage
0	Less than 1year	1667	58.2%
1	1Year	457	16.0%
2	2Years	204	7.1%
3	3Years	94	3.3%
4	4Years	75	2.6%
5	5Years	65	2.3%
6	6Years	50	1.7%
7	7Years	32	1.1%
8	8Years	36	1.3%
9	9Years	23	0.8%
10	10-45Years	139	4.9%
11	Not specified	21	0.7%

Warning: these figures indicate the number of cases found in the data file. They cannot be interpreted as summary statistics of the population of interest.

### # D030\_INT: Year of training in interval

<b>Information</b>	[Type= discrete] [Format=numeric] [Range= 1-7] [Missing=*]
<b>Statistics [NW/ W]</b>	[Valid=1752 /-] [Invalid=1111 /-]

Value	Label	Cases	Percentage
1	Before 2007	86	4.9%
2	2008	71	4.1%
3	2009	161	9.2%
4	2010	901	51.4%
5	2011	500	28.5%
6	2012	9	0.5%
7	Not specified	24	1.4%
Sysmiss		1111	

Warning: these figures indicate the number of cases found in the data file. They cannot be interpreted as summary statistics of the population of interest.

### # D050\_INT: MONTHS DURATION INT INTERVAL

<b>Information</b>	[Type= discrete] [Format=numeric] [Range= 1-5] [Missing=*]
<b>Statistics [NW/ W]</b>	[Valid=1752 /-] [Invalid=1111 /-]

Value	Label	Cases	Percentage
1	Less than 1Month	685	39.1%
2	1Month	785	44.8%
3	2 Months	152	8.7%
4	3 Months	57	3.3%
5	4 Months and above	73	4.2%
Sysmiss		1111	

Warning: these figures indicate the number of cases found in the data file. They cannot be interpreted as summary statistics of the population of interest.

### # F020A\_INT: LAST PROMOTION IN INTERVAL

<b>Information</b>	[Type= discrete] [Format=numeric] [Range= 0-5] [Missing=*]
<b>Statistics [NW/ W]</b>	[Valid=609 /-] [Invalid=2254 /-]

Value	Label	Cases	Percentage
0	Less than 1year	143	23.5%
1	1year-	145	23.8%

<b># F020A_INT: LAST PROMOTION IN INTERVAL</b>			
<b>Value</b>	<b>Label</b>	<b>Cases</b>	<b>Percentage</b>
2	2 to 3Years	169	27.8%
3	4 to 5 Years	79	13.0%
4	6 Years and above	72	11.8%
5	Not stated	1	0.2%
Sysmiss		2254	

*Warning: these figures indicate the number of cases found in the data file. They cannot be interpreted as summary statistics of the population of interest.*

<b># ISCED_MIF</b>	
<b>Information</b>	[Type= discrete] [Format=numeric] [Range= 0-9999] [Missing=*]
<b>Statistics [NW/ W]</b>	[Valid=2863 /-] [Invalid=0 /-]

<b>Value</b>	<b>Label</b>	<b>Cases</b>	<b>Percentage</b>
0	General Programes	0	
1	Education	913	31.9%
2	Humanities and Arts	166	5.8%
3	Social Sciences, Business and Law	601	21.0%
4	Sciences	304	10.6%
5	Engineering ,Manufacturing and Construction	186	6.5%
6	Agriculture	59	2.1%
7	Health and Welfare	61	2.1%
8	Services	16	0.6%
9	Not known or unspecified	0	
88	Less than secondary A_level(No field of study)	549	19.2%
9999	Unkown/Not stated	8	0.3%

*Warning: these figures indicate the number of cases found in the data file. They cannot be interpreted as summary statistics of the population of interest.*

<b># Final_weight</b>	
<b>Information</b>	[Type= continuous] [Format=numeric] [Range= 3.125-237.5] [Missing=*]
<b>Statistics [NW/ W]</b>	[Valid=2863 /-] [Invalid=0 /-] [Mean=28.814 /-] [StdDev=24.757 /-]

## File : Education\_employer

### # id6: SAMPLE CODE

**Information** [Type= continuous] [Format=numeric] [Range= 11043600-57004900] [Missing=\*]

**Statistics [NW/ W]** [Valid=505 /-] [Invalid=0 /-] [Mean=34636013.663 /-] [StdDev=13034944.642 /-]

### # zn: Zone Number

**Information** [Type= discrete] [Format=numeric] [Range= 0-15] [Missing=\*]

**Statistics [NW/ W]** [Valid=505 /-] [Invalid=0 /-] [Mean=7.923 /-] [StdDev=4.368 /-]

Value	Label	Cases	Percentage
0		3	0.6%
1		34	6.7%
2		35	6.9%
3		31	6.1%
4		33	6.5%
5		35	6.9%
6		30	5.9%
7		41	8.1%
8		31	6.1%
9		35	6.9%
10		45	8.9%
11		26	5.1%
12		17	3.4%
13		33	6.5%
14		42	8.3%
15		34	6.7%

*Warning: these figures indicate the number of cases found in the data file. They cannot be interpreted as summary statistics of the population of interest.*

### # id1: 5.1 PROVINCE

**Information** [Type= discrete] [Format=numeric] [Range= 1-5] [Missing=\*]

**Statistics [NW/ W]** [Valid=505 /-] [Invalid=0 /-]

Value	Label	Cases	Percentage
1	Kigali City	53	10.5%
2	Southern Province	141	27.9%
3	Western Province	130	25.7%
4	Northern Province	80	15.8%
5	Eastern Province	101	20.0%

*Warning: these figures indicate the number of cases found in the data file. They cannot be interpreted as summary statistics of the population of interest.*

### # id2: 5.2 DISTRICT

**Information** [Type= discrete] [Format=numeric] [Range= 1-8] [Missing=\*]

**Statistics [NW/ W]** [Valid=505 /-] [Invalid=0 /-] [Mean=3.853 /-] [StdDev=2.1 /-]

Value	Label	Cases	Percentage
1		82	16.2%
2		79	15.6%
3		87	17.2%
4		65	12.9%
5		62	12.3%

## File : Education\_employer

### # id2: 5.2\_DISTRICT

Value	Label	Cases	Percentage
6		53	10.5%
7		59	11.7%
8		18	3.6%

Warning: these figures indicate the number of cases found in the data file. They cannot be interpreted as summary statistics of the population of interest.

### # id3: 5.3\_SECTOR

<b>Information</b>	[Type= discrete] [Format=numeric] [Range= 1-20] [Missing=*]
<b>Statistics [NW/ W]</b>	[Valid=505 /-] [Invalid=0 /-] [Mean=7.178 /-] [StdDev=4.195 /-]

Value	Label	Cases	Percentage
1		42	8.3%
2		39	7.7%
3		34	6.7%
4		42	8.3%
5		46	9.1%
6		42	8.3%
7		25	5.0%
8		31	6.1%
9		55	10.9%
10		43	8.5%
11		22	4.4%
12		23	4.6%
13		28	5.5%
14		10	2.0%
15		5	1.0%
16		7	1.4%
17		6	1.2%
18		2	0.4%
19		2	0.4%
20		1	0.2%

Warning: these figures indicate the number of cases found in the data file. They cannot be interpreted as summary statistics of the population of interest.

### # id4: 5.4\_CELL

<b>Information</b>	[Type= discrete] [Format=numeric] [Range= 0-13] [Missing=*]
<b>Statistics [NW/ W]</b>	[Valid=505 /-] [Invalid=0 /-] [Mean=3.224 /-] [StdDev=2.019 /-]

Value	Label	Cases	Percentage
0		5	1.0%
1		102	20.2%
2		107	21.2%
3		95	18.8%
4		78	15.4%
5		62	12.3%
6		28	5.5%
7		13	2.6%
8		7	1.4%

## File : Education\_employer

### # id4: 5.4\_CELL

Value	Label	Cases	Percentage
9		1	0.2%
10		2	0.4%
12		4	0.8%
13		1	0.2%

Warning: these figures indicate the number of cases found in the data file. They cannot be interpreted as summary statistics of the population of interest.

### # id5: 5.5\_VILLAGE

<b>Information</b>	[Type= continuous] [Format=numeric] [Range= 0-27] [Missing=*]
--------------------	---

<b>Statistics [NW/ W]</b>	[Valid=505 /-] [Invalid=0 /-] [Mean=4.602 /-] [StdDev=3.407 /-]
---------------------------	---

### # p1: Province Name

<b>Information</b>	[Type= discrete] [Format=character] [Missing=*]
--------------------	---

<b>Statistics [NW/ W]</b>	[Valid=505 /-] [Invalid=0 /-]
---------------------------	-------------------------------

Value	Label	Cases	Percentage
MVK		53	10.5%
PROV.EST		98	19.4%
PROV.ESTD		2	0.4%
PROV.NORD		82	16.2%
PROV.OUEST		130	25.7%
PROV.SUD		139	27.5%
pROV.EST		1	0.2%

Warning: these figures indicate the number of cases found in the data file. They cannot be interpreted as summary statistics of the population of interest.

### # p2: District Name

<b>Information</b>	[Type= discrete] [Format=character] [Missing=*]
--------------------	---

<b>Statistics [NW/ W]</b>	[Valid=505 /-] [Invalid=0 /-]
---------------------------	-------------------------------

Value	Label	Cases	Percentage
BUGESERA		13	2.6%
BURERA		15	3.0%
GAKENKE		18	3.6%
GASABO		19	3.8%
GATSIBO		16	3.2%
GICUMBI		18	3.6%
GISAGARA		13	2.6%
HUYE		20	4.0%
KAMONYI		18	3.6%
KARONGI		21	4.2%
KAYONZA		16	3.2%
KICUKIRO		21	4.2%
KIREHE		10	2.0%
MUHANGA		23	4.6%
MUSANZE		16	3.2%
NGOMA		16	3.2%
NGORORERO		18	3.6%



## File : Education\_employer

### # p2: District Name

Value	Label	Cases	Percentage
NYABIHU		14	2.8%
NYAGATARE		16	3.2%
NYAMAGABE		16	3.2%
NYAMASHEKE		23	4.6%
NYANZA		17	3.4%
NYARUGENGE		13	2.6%
NYARUGURU		14	2.8%
RUBAVU		20	4.0%
RUHANGO		18	3.6%
RURINDO		15	3.0%
RUSIZI		19	3.8%
RUTSIRO		15	3.0%
RWAMAGANA		14	2.8%

Warning: these figures indicate the number of cases found in the data file. They cannot be interpreted as summary statistics of the population of interest.

### # p3: Sector Name

<b>Information</b>	[Type= discrete] [Format=character] [Missing=*]
<b>Statistics [NW/ W]</b>	[Valid=505 /-] [Invalid=0 /-]

Value	Label	Cases	Percentage
BIGOGWE		3	0.6%
BONEZA		2	0.4%
BUGARAMA		2	0.4%
BUREGA		1	0.2%
BURUHUKIRO		1	0.2%
BUSANZE		1	0.2%
BUSASAMANA		4	0.8%
BUSENGO		3	0.6%
BUSHENGE		1	0.2%
BUSHOKI		2	0.4%
BUSOGO		1	0.2%
BUSORO		3	0.6%
BUTARE		1	0.2%
BUTARO		3	0.6%
BWERAMANA		3	0.6%
BWIRA		2	0.4%
BWISHYURA		4	0.8%
BYIMANA		4	0.8%
BYUMBA		5	1.0%
COKO		1	0.2%
CYABAKIMYI		1	0.2%
CYABINGO		1	0.2%
CYANIKA		1	0.2%
CYANZARWE		1	0.2%
CYATO		1	0.2%

## File : Education\_employer

### # p3: Sector Name

Value	Label	Cases	Percentage
CYEZA		1	0.2%
CYINZUZI		2	0.4%
CYUMBA		1	0.2%
FUMBWE		2	0.4%
GACACA		1	0.2%
GAHARA		1	0.2%
GAHENERI		2	0.4%
GAHINI		4	0.8%
GAHUNGA		1	0.2%
GASAKA		2	0.4%
GASHAKI		2	0.4%
GASHARI		3	0.6%
GASHENYI		1	0.2%
GASHONGA		2	0.4%
GATAGARA		1	0.2%
GATARE		2	0.4%
GATENGA		2	0.4%
GATORE		2	0.4%
GATSATA		1	0.2%
GATSIBO		1	0.2%
GATUMBA		1	0.2%
GATUNDA		3	0.6%
GIHEKE		2	0.4%
GIHOMBO		4	0.8%
GIHURWE		2	0.4%
GIKONDO		2	0.4%
GIKONKO		1	0.2%
GISENYI		11	2.2%
GISHAMVU		3	0.6%
GISHARI		1	0.2%
GISHUBI		3	0.6%
GISOZI		1	0.2%
GITEGA		2	0.4%
GITOVU		1	0.2%
HINDIRO		3	0.6%
JABANA		2	0.4%
JALI		1	0.2%
JANJA		3	0.6%
JENDA		2	0.4%
JURU		2	0.4%
KABACUZI		1	0.2%
KABAGALI		1	0.2%
KABARE		1	0.2%

## File : Education\_employer

### # p3: Sector Name

Value	Label	Cases	Percentage
KABARONDO		1	0.2%
KACYIRU		2	0.4%
KADUHA		1	0.2%
KAGANO		1	0.2%
KAGEYO		6	1.2%
KAGOGO		1	0.2%
KAMEGERI		1	0.2%
KANAMA		1	0.2%
KANIGA		1	0.2%
KANJONGO		6	1.2%
KANOMBE		4	0.8%
KANSI		2	0.4%
KANZENZE		1	0.2%
KARAGO		1	0.2%
KARAMA		4	0.8%
KARAMBI		1	0.2%
KARAMBO		2	0.4%
KARANGAZI		2	0.4%
KAREMBO		1	0.2%
KARENGERA		2	0.4%
KATABAGEMU		1	0.2%
KAVUMU		1	0.2%
KAYENZI		1	0.2%
KAYUMBU		1	0.2%
KAZO		1	0.2%
KIBANGU		1	0.2%
KIBIRIZI		3	0.6%
KIBUNGO		6	1.2%
KICUKIRO		2	0.4%
KIGABIRO		5	1.0%
KIGARAMA		3	0.6%
KIGEYO		2	0.4%
KIGIMBE		1	0.2%
KIGINA		2	0.4%
KIGOMA		3	0.6%
KIMIHURURA		1	0.2%
KIMIRONKO		4	0.8%
KIMONYI		1	0.2%
KINAZI		2	0.4%
KINIGI		1	0.2%
KINIHIRA		2	0.4%
KINONI		1	0.2%
KINTOBO		1	0.2%

## File : Education\_employer

### # p3: Sector Name

Value	Label	Cases	Percentage
KINYABABA		1	0.2%
KINYINYA		3	0.6%
KIRAMURUZI		2	0.4%
KIRIMBI		1	0.2%
KITABI		1	0.2%
KIVU		2	0.4%
KIVUMU		2	0.4%
KIVUYE		1	0.2%
KIYOMBE		1	0.2%
KIYUMBA		1	0.2%
MACUBA		2	0.4%
MAGERAGERE		1	0.2%
MANHIRA		1	0.2%
MARABA		2	0.4%
MAREBA		1	0.2%
MASAKA		1	0.2%
MATIMBA		2	0.4%
MATYAZO		1	0.2%
MAYANGE		1	0.2%
MBAZI		1	0.2%
MBUYE		2	0.4%
MIMURI		1	0.2%
MINAZI		1	0.2%
MIYOVE		1	0.2%
MUBUGA		1	0.2%
MUGANZA		3	0.6%
MUGESERA		1	0.2%
MUGINA		2	0.4%
MUGOMBWA		1	0.2%
MUHANGA		3	0.6%
MUHIMA		1	0.2%
MUHONDO		2	0.4%
MUHORORO		2	0.4%
MUHOZA		5	1.0%
MUHURA		4	0.8%
MUKAMIRA		1	0.2%
MUKARANGE		5	1.0%
MUKINDO		1	0.2%
MUKINGO		1	0.2%
MUKURA		2	0.4%
MUNYIGINYA		1	0.2%
MURAMA		1	0.2%
MURAMBI		4	0.8%

## File : Education\_employer

### # p3: Sector Name

Value	Label	Cases	Percentage
MURINGA		1	0.2%
MURUNDA		1	0.2%
MURUNDI		3	0.6%
MURURU		1	0.2%
MUSAMBIRA		2	0.4%
MUSANGE		1	0.2%
MUSANZE		2	0.4%
MUSEBEYA		2	0.4%
MUSENYI		1	0.2%
MUSHA		2	0.4%
MUSHELI		2	0.4%
MUSHIKIRI		1	0.2%
MUSHISHIRO		2	0.4%
MUSHONYI		1	0.2%
MUSHUBATI		2	0.4%
MUTENDERI		1	0.2%
MUTETE		1	0.2%
MUTUNTU		1	0.2%
MUYAGA		1	0.2%
MUYIRA		2	0.4%
MUZO		2	0.4%
MWIRI		1	0.2%
NASHO		1	0.2%
NDARO		1	0.2%
NDERA		1	0.2%
NEMBA		1	0.2%
NGAMBA		1	0.2%
NGARAMA		3	0.6%
NGERUKA		1	0.2%
NGOMA		8	1.6%
NGORORERO		2	0.4%
NIBOYE		4	0.8%
NKUNGU		2	0.4%
NTARAMA		3	0.6%
NYABIMATA		4	0.8%
NYABINONI		2	0.4%
NYABITEKERI		1	0.2%
NYAGATARE		2	0.4%
NYAGIHANGA		1	0.2%
NYAGISOZI		2	0.4%
NYAKABANDA		1	0.2%
NYAKAENZO		2	0.4%
NYAMABUYE		7	1.4%

## File : Education\_employer

### # p3: Sector Name

Value	Label	Cases	Percentage
NYAMATA		3	0.6%
NYAMIYAGA		2	0.4%
NYAMUGALI		2	0.4%
NYANGE		4	0.8%
NYARUGENGE		8	1.6%
NYARUGUNGA		4	0.8%
NYARUSANGE		3	0.6%
NZAHAHA		1	0.2%
RAMBURA		2	0.4%
RANGIRO		1	0.2%
REMERA		3	0.6%
RONGI		2	0.4%
RUBAVU		2	0.4%
RUBENGERA		4	0.8%
RUBONA		1	0.2%
RUGABANO		1	0.2%
RUGANDA		1	0.2%
RUGARAMA		5	1.0%
RUGARIKA		3	0.6%
RUGERERO		3	0.6%
RUHANGO		7	1.4%
RUHARAMBUG		1	0.2%
RUHASHYA		1	0.2%
RUHERU		1	0.2%
RUHUNDE		1	0.2%
RUKARA		1	0.2%
RUKIRA		1	0.2%
RUKOMA		4	0.8%
RUKOMO		1	0.2%
RUKOZO		2	0.4%
RUKUMBERI		1	0.2%
RUNDA		2	0.4%
RURAMBA		3	0.6%
RUSATIRA		1	0.2%
RUSEBEYA		2	0.4%
RUSHASHI		1	0.2%
RUSIGA		1	0.2%
RUSORORO		1	0.2%
RUVUNE		1	0.2%
RWABICUMBI		1	0.2%
RWAMIKO		1	0.2%
RWANKUBA		1	0.2%
RWERERE		1	0.2%

## File : Education\_employer

### # p3: Sector Name

Value	Label	Cases	Percentage
RWERU		1	0.2%
RWIMBOGO		3	0.6%
RWIMIYAGA		1	0.2%
RWINKWAVU		4	0.8%
SAKE		2	0.4%
SAVE		3	0.6%
SHANGI		1	0.2%
SHYIRA		3	0.6%
SHYORONGI		1	0.2%
SOVU		2	0.4%
TARE		2	0.4%
TUMBA		2	0.4%
TWUMBA		2	0.4%
UWINKINGI		2	0.4%
ZAZA		1	0.2%

Warning: these figures indicate the number of cases found in the data file. They cannot be interpreted as summary statistics of the population of interest.

### # p4: Cell Name

**Information** [Type= discrete] [Format=character] [Missing=\*]

**Statistics [NW/ W]** [Valid=505 /-] [Invalid=0 /-]

Value	Label	Cases	Percentage
AGATARE		1	0.2%
AKABAHIZI		1	0.2%
AKABARE		1	0.2%
AKABOTI		2	0.4%
AKAMATAMU		1	0.2%
AKAZIBA		1	0.2%
BAMBIRO		1	0.2%
BANDA		1	0.2%
BAZIRO		1	0.2%
BIBARE UBWIZA		1	0.2%
BIHUMBE		1	0.2%
BIRUYI		1	0.2%
BIRYOGO		1	0.2%
BISUMO		1	0.2%
BITABAGE		1	0.2%
BUGOMBA		1	0.2%
BUGOYI		2	0.4%
BUGULI		1	0.2%
BUHANDA		1	0.2%
BUHINDURE		1	0.2%
BUHORO		3	0.6%
BUKINANYANA		1	0.2%

## File : Education\_employer

# p4: Cell Name

Value	Label	Cases	Percentage
BUKIRO		1	0.2%
BUKOMEYE		1	0.2%
BUMBA		2	0.4%
BUNGWE		1	0.2%
BURAMBA		1	0.2%
BURAMIRA		1	0.2%
BURARO		2	0.4%
BURIMA		1	0.2%
BURUNGA		1	0.2%
BUSANANE		1	0.2%
BUSANZA		1	0.2%
BUSETSA		1	0.2%
BUTAMBAMO		1	0.2%
BUTANGAMPUI		1	0.2%
BUTANSINDA		1	0.2%
BUTARE		6	1.2%
BUTSINDA		1	0.2%
BWIZA		2	0.4%
BWOTSO		1	0.2%
BYAHI		1	0.2%
BYIMANA		1	0.2%
CUBI		1	0.2%
CYABARARIKA		1	0.2%
CYAMABUYE		1	0.2%
CYANYA		1	0.2%
CYARUBARE		2	0.4%
CYARUSERA		1	0.2%
CYARUZINGE		1	0.2%
CYASEMAKAM		3	0.6%
CYIMANZOVU		1	0.2%
CYIMO		1	0.2%
CYIRI		1	0.2%
CYOME		1	0.2%
CYUGARO		1	0.2%
CYUNUZI		1	0.2%
CYURU		1	0.2%
GACACA		1	0.2%
GACUNDURA		1	0.2%
GACURABWEN		3	0.6%
GACURIRO		1	0.2%
GAFUMBA		3	0.6%
GAHANA		1	0.2%
GAHIMA		1	0.2%



## File : Education\_employer

# p4: Cell Name

Value	Label	Cases	Percentage
GAHOGO		6	1.2%
GAHONDO		1	0.2%
GAHORORO		1	0.2%
GAHUMURIZA		1	0.2%
GAKENKE		1	0.2%
GAKO		1	0.2%
GAKONI		2	0.4%
GASAGARA		2	0.4%
GASAKUZA		1	0.2%
GASAYO		1	0.2%
GASEKE		3	0.6%
GASHANJE		1	0.2%
GASHEKE		1	0.2%
GASIZA		1	0.2%
GASOVU		1	0.2%
GATANGA RWANIKA		1	0.2%
GATARE		5	1.0%
GATENGA		1	0.2%
GATETERI		1	0.2%
GATOKI		2	0.4%
GATWA		2	0.4%
GIHARA		1	0.2%
GIHAYA		1	0.2%
GIHEMBE		2	0.4%
GIHUMUZA		1	0.2%
GIKAGATI		1	0.2%
GIKO		2	0.4%
GIKOMBE		1	0.2%
GISA		2	0.4%
GISAGARA		1	0.2%
GISANZE		2	0.4%
GISESERO		1	0.2%
GISHIKE		1	0.2%
GISHYESHYE		1	0.2%
GISOZI		1	0.2%
GITARAMA		1	0.2%
GITEGA		2	0.4%
GITISI		2	0.4%
GITWA		1	0.2%
JARAMA		1	0.2%
JENDA		1	0.2%
KA NYANZA		1	0.2%
KABAGESERA		1	0.2%

## File : Education\_employer

# p4: Cell Name

Value	Label	Cases	Percentage
KABARONDO		1	0.2%
KABASHUMBA		1	0.2%
KABATETSI		1	0.2%
KABATEZI		1	0.2%
KABEZA		2	0.4%
KABIHOGO		1	0.2%
KABINGO		1	0.2%
KABIRIZI		1	0.2%
KABONA		1	0.2%
KABUGA		3	0.6%
KABUGONDO		1	0.2%
KABUJENJE		1	0.2%
KABUKUBA		2	0.4%
KABUREMERA		1	0.2%
KABUYE		1	0.2%
KADAHO		1	0.2%
KADUHA		1	0.2%
KAGANO		1	0.2%
KAGASA		1	0.2%
KAGINA		2	0.4%
KAGUGU		2	0.4%
KAGUHU		1	0.2%
KAHI		1	0.2%
KAJINGE		1	0.2%
KAMATAMU		1	0.2%
KAMATITA		1	0.2%
KAMINA		2	0.4%
KAMUHOZA		1	0.2%
KANKUBA		1	0.2%
KANYANGESI		1	0.2%
KANYINYA		1	0.2%
KANYOVE		1	0.2%
KANZENZE		1	0.2%
KARAMA		1	0.2%
KARAMBO		1	0.2%
KARANGARA		1	0.2%
KARANGIRO		1	0.2%
KAREBA		1	0.2%
KAREMERA		1	0.2%
KAREMEREYE		1	0.2%
KARENGE		2	0.4%
KARENGERA		1	0.2%
KARENGEREA		1	0.2%

## File : Education\_employer

# p4: Cell Name

Value	Label	Cases	Percentage
KARUKUNGA		1	0.2%
KASEKE		1	0.2%
KAYENGE		1	0.2%
KAYENZI		1	0.2%
KAYONZA		2	0.4%
KAYONZA CENTRE		1	0.2%
KIBAGABAGA		1	0.2%
KIBARE		1	0.2%
KIBATSI		1	0.2%
KIBAZA		1	0.2%
KIBILIZI		1	0.2%
KIBINGO		3	0.6%
KIBOGORA		3	0.6%
KIBONDE		1	0.2%
KIBUNGO		1	0.2%
KIBUYE		1	0.2%
KIBYAGIRA		1	0.2%
KIGABIRO		1	0.2%
KIGARAMA		2	0.4%
KIGOMBE		1	0.2%
KIGOYA		2	0.4%
KIJOTE		2	0.4%
KIMIHURURA		1	0.2%
KIMINA		1	0.2%
KINIHA		1	0.2%
KINTOBO		1	0.2%
KINTU		1	0.2%
KINUNGA		3	0.6%
KINYANGE		1	0.2%
KIRENGERI		1	0.2%
KIREREMA		1	0.2%
KIRINGA		1	0.2%
KIROKO		1	0.2%
KIRULI		1	0.2%
KIRWA		1	0.2%
KIRYAMO		1	0.2%
KIVUMU		3	0.6%
KIYOVU		4	0.8%
KIZIGURO		1	0.2%
KORA		2	0.4%
MAHEMBE		1	0.2%
MAHORO		1	0.2%
MARANTIMA		1	0.2%

## File : Education\_employer

# p4: Cell Name

Value	Label	Cases	Percentage
MASAKA		2	0.4%
MASANGANO		2	0.4%
MASIZI		1	0.2%
MASORO		1	0.2%
MATIMBA		1	0.2%
MAZANE		1	0.2%
MBARARA		1	0.2%
MBARE		1	0.2%
MBERI		1	0.2%
MBUGANGARI		3	0.6%
MBWE		1	0.2%
MIGENDEZO		2	0.4%
MISHUNGERO		1	0.2%
MKUMBURE		1	0.2%
MPANDA		2	0.4%
MPEMBE		1	0.2%
MPENGE		1	0.2%
MPINGA		1	0.2%
MUBUGA		2	0.4%
MUBUGO		1	0.2%
MUGAMBAZI		3	0.6%
MUGANZA		2	0.4%
MUHONDO		1	0.2%
MUHOTORA		1	0.2%
MUKOYOYO		1	0.2%
MULINGA		1	0.2%
MUNANIRA		2	0.4%
MUNANIRA II		1	0.2%
MUNAZI		2	0.4%
MUNINI		2	0.4%
MUNYEGE		1	0.2%
MURAMA		2	0.4%
MURAMBA		1	0.2%
MURAMBI		2	0.4%
MURAMBO		1	0.2%
MUREHE		1	0.2%
MURINJA		1	0.2%
MUSANGANO		1	0.2%
MUSASA		2	0.4%
MUSENYI		1	0.2%
MUSEZERO		1	0.2%
MUSONGATI		1	0.2%
MUSUSA		1	0.2%

## File : Education\_employer

# p4: Cell Name

Value	Label	Cases	Percentage
MUTONGO		1	0.2%
MUTUTU		1	0.2%
MUYUNZWE		1	0.2%
MUZIZI		1	0.2%
MVUMBA		1	0.2%
MWENDO		1	0.2%
MWEZI		1	0.2%
MWIRUTE		1	0.2%
MWUMBA		1	0.2%
NDAMA		1	0.2%
NENGO		2	0.4%
NGANZO		3	0.6%
NGARAMA		3	0.6%
NGERUKA		1	0.2%
NGIRYI		1	0.2%
NIBOYI		1	0.2%
NINDA		1	0.2%
NINZI		1	0.2%
NONKO		2	0.4%
NTARUKA		1	0.2%
NTENDEZI		1	0.2%
NTURA		1	0.2%
NYABICWAMB.		1	0.2%
NYABIMATA		2	0.4%
NYABIPFURA		1	0.2%
NYABISINDU		1	0.2%
NYABWISHONC		1	0.2%
NYACYONGA		1	0.2%
NYAGAHINGA		2	0.4%
NYAGAHINIKA		1	0.2%
NYAGAKOMBE		1	0.2%
NYAGASENYI		4	0.8%
NYAGATABIRE		1	0.2%
NYAGATARE		2	0.4%
NYAGATOVU		2	0.4%
NYAGIHUNIKA		1	0.2%
NYAGISOZI		1	0.2%
NYAGITABIRE		1	0.2%
NYAKABANDA		2	0.4%
NYAKABUNGO		2	0.4%
NYAKAREKARI		1	0.2%
NYAKERERA		1	0.2%
NYAKIBANDA		1	0.2%

## File : Education\_employer

# p4: Cell Name

Value	Label	Cases	Percentage
NYAKIBUNGO		1	0.2%
NYAMA Y'UMUJYI		1	0.2%
NYAMABUYE		1	0.2%
NYAMAGANA		2	0.4%
NYAMATA VILLE		1	0.2%
NYAMIKAMBA		1	0.2%
NYAMIRAMBO		1	0.2%
NYAMIRYANGC		1	0.2%
NYAMIYONGA		1	0.2%
NYAMUGALI		3	0.6%
NYAMUGARI		2	0.4%
NYAMUHIRWA		1	0.2%
NYAMURE		1	0.2%
NYANGARA		1	0.2%
NYANGE		2	0.4%
NYANZA		3	0.6%
NYARUBUYE		2	0.4%
NYARUGUNGA		1	0.2%
NYARUHENGEL		1	0.2%
NYARUNYINYA		1	0.2%
NYARURAMA		1	0.2%
NYARURAMBI		1	0.2%
NYARUREMA		1	0.2%
NYARUSIZA		1	0.2%
NYARUTAMA		1	0.2%
NYARUTARAM		1	0.2%
NYAWERA		1	0.2%
NYERANZI		1	0.2%
NYUMBA		2	0.4%
NYUNDO		2	0.4%
PERA		1	0.2%
RABA		1	0.2%
REBERO		2	0.4%
REMERA		3	0.6%
RUABIZIGE		1	0.2%
RUBAZO		1	0.2%
RUBILIZI		2	0.4%
RUBIMBA		1	0.2%
RUBINDI		1	0.2%
RUBIRIZI		1	0.2%
RUBONA		3	0.6%
RUBUMBA		1	0.2%

## File : Education\_employer

# p4: Cell Name

Value	Label	Cases	Percentage
RUGAMBA		1	0.2%
RUGANDA		3	0.6%
RUGANGO		1	0.2%
RUGARAMA		4	0.8%
RUGASA		1	0.2%
RUGERERO		1	0.2%
RUGOBAGOBA		1	0.2%
RUGOGWE		3	0.6%
RUHANGA		1	0.2%
RUHANGO		1	0.2%
RUHEGE		1	0.2%
RUHENGARI		1	0.2%
RUHINGA		2	0.4%
RUKAMBURA		1	0.2%
RUKOMA		1	0.2%
RURAMBA		1	0.2%
RUREMBO		1	0.2%
RUSAMBYA		2	0.4%
RUSATO		1	0.2%
RUSAVE		1	0.2%
RUSORORO		1	0.2%
RUSOVU		1	0.2%
RUSUMO		1	0.2%
RUTABO		1	0.2%
RUTONDE		1	0.2%
RUTOVU		1	0.2%
RWAMBOGO		2	0.4%
RWAMIKO		1	0.2%
RWASA		1	0.2%
RWIMBOGO		2	0.4%
RWUNGO		1	0.2%
RYAMANYONI		1	0.2%
RYARUHANGA		1	0.2%
SHAKI		1	0.2%
SHARA		1	0.2%
SHOLI		1	0.2%
SHORORO		1	0.2%
SHYERU		1	0.2%
SUSA		1	0.2%
TABA		3	0.6%
TAMBWE		1	0.2%
TANGABO		1	0.2%
TARA		1	0.2%

## File : Education\_employer

### # p4: Cell Name

Value	Label	Cases	Percentage
TARE		1	0.2%
TONGATI		1	0.2%
TURAMBI		1	0.2%
UBUMWE		1	0.2%
UMUGANDA		1	0.2%
UMUKAMBA		1	0.2%
URUGARAMA		3	0.6%
ZIVU		1	0.2%
kavumu		1	0.2%
musongati		1	0.2%
nyamure		1	0.2%
nyarupfubire		1	0.2%
taba		1	0.2%
uwumusebeya		1	0.2%

Warning: these figures indicate the number of cases found in the data file. They cannot be interpreted as summary statistics of the population of interest.

### # p5: Village Name

**Information** [Type= discrete] [Format=character] [Missing=\*]

**Statistics [NW/ W]** [Valid=504 /-] [Invalid=0 /-]

Value	Label	Cases	Percentage
3		1	0.2%
ABAREZI		1	0.2%
ABEMERAMAH		1	0.2%
AGASHARU		1	0.2%
AGATARE		2	0.4%
AGATUNDA		1	0.2%
AKABABITU		1	0.2%
AKABEZA		2	0.4%
AKABUYE		1	0.2%
AKADOGO		1	0.2%
AKAGANO		1	0.2%
AKAMAGAJU		1	0.2%
AKAMASINE		1	0.2%
AKANYANA		1	0.2%
AKANYIRAMUS		1	0.2%
AKAYANGE		1	0.2%
AMAHORO		3	0.6%
AMAJYAMBERI		1	0.2%
AMAREMBO		1	0.2%
AMATABA		1	0.2%
APEKI TUMBA		1	0.2%
AYABAKORA		1	0.2%
BAMBIRO		1	0.2%
BIHENGA		1	0.2%



## File : Education\_employer

# p5: Village Name

Value	Label	Cases	Percentage
BIKINGI		1	0.2%
BINYONZWE		1	0.2%
BIRAMBO		1	0.2%
BITSIBO		1	0.2%
BUGUFI		1	0.2%
BUGURA		1	0.2%
BUHARANKAK		1	0.2%
BUHURI		1	0.2%
BUHUYE		1	0.2%
BUKINANYANA		3	0.6%
BUMBA		1	0.2%
BURERA		1	0.2%
BURIMA		1	0.2%
BUSANZA		1	0.2%
BUSENYI		1	0.2%
BUTAKA		1	0.2%
BUTEGA		1	0.2%
BUTSINDA		1	0.2%
BUYANJA		1	0.2%
BWERAMANA		3	0.6%
BWOGA		1	0.2%
BYIMANA		1	0.2%
C.S BASA		1	0.2%
CYAHAFI		2	0.4%
CYANIKA		1	0.2%
CYANJUNA		1	0.2%
CYICIRO		1	0.2%
CYIMBOGO		1	0.2%
CYINYANA		1	0.2%
CYIRI		2	0.4%
CYOGA II		1	0.2%
CYOGAII		1	0.2%
CYUMBA		1	0.2%
CYUNUZI I		1	0.2%
CYUZU		1	0.2%
DUHATI		1	0.2%
DUSENYI		1	0.2%
ETONYAKIGEZ		1	0.2%
G.S MUZIZI		1	0.2%
GABIRO		1	0.2%
GACACA		1	0.2%
GACUNDURA		1	0.2%
GACYAMO		1	0.2%

## File : Education\_employer

# p5: Village Name

Value	Label	Cases	Percentage
GAHANGO		1	0.2%
GAHARO		1	0.2%
GAHENGERI		1	0.2%
GAHIRA		1	0.2%
GAHURAZO		1	0.2%
GAHWAZI		1	0.2%
GAKANGAGA		1	0.2%
GAKENKE		1	0.2%
GAKENYAERI		1	0.2%
GAKEREKO		1	0.2%
GAKERI		1	0.2%
GAKORO		1	0.2%
GANZA		1	0.2%
GAPFURA		1	0.2%
GASAGARA		1	0.2%
GASAKA		1	0.2%
GASHARA		1	0.2%
GASHARU		2	0.4%
GASHIHA		1	0.2%
GASHIJA		1	0.2%
GASHINGE		2	0.4%
GASHYANKING		2	0.4%
GASIZA		2	0.4%
GASOGORORO		1	0.2%
GASYO		1	0.2%
GATAKA		1	0.2%
GATARE		4	0.8%
GATOKI		1	0.2%
GATWARO		1	0.2%
GICACA		1	0.2%
GICIKIZA		1	0.2%
GICUMBI		1	0.2%
GIKUYU		1	0.2%
GIPOROSO YA MBE		1	0.2%
GIRAMAHORO		1	0.2%
GISHARABA		1	0.2%
GISIZA		2	0.4%
GISOVU		1	0.2%
GITABA		2	0.4%
GITABAGE		1	0.2%
GITEGA		2	0.4%
GITUNTU		1	0.2%
GOMBA		1	0.2%

## File : Education\_employer

# p5: Village Name

Value	Label	Cases	Percentage
IGITUNGWA		1	0.2%
IHULIRO		1	0.2%
IHURIRO		1	0.2%
IJABIRO		1	0.2%
IMIHIGO		1	0.2%
IMPANO		1	0.2%
INATEC		1	0.2%
INYARUREMBC		2	0.4%
ISANGANO		3	0.6%
ISIBO		1	0.2%
ITERAMBERE		1	0.2%
JABIRO		1	0.2%
KA MUJYEJURU		1	0.2%
KABAGESERA		1	0.2%
KABAJOGO		1	0.2%
KABANDE		1	0.2%
KABARA		1	0.2%
KABARE		1	0.2%
KABAYA		2	0.4%
KABEHO		1	0.2%
KABEREGE		1	0.2%
KABEZA		5	1.0%
KABITOVU		1	0.2%
KABUGA		3	0.6%
KABUGUSU		2	0.4%
KABUHUNDE		1	0.2%
KABUKUBA		1	0.2%
KABUMBIRO		1	0.2%
KABUSAGARA		1	0.2%
KABUTARE		1	0.2%
KABUYE		2	0.4%
KADOBOGO		1	0.2%
KAGAGA		1	0.2%
KAGANZA		1	0.2%
KAGARAMA		1	0.2%
KAGENZI		1	0.2%
KAGIKONGORC		1	0.2%
KAGONGO		1	0.2%
KAGOTE		1	0.2%
KAJEVUBA		1	0.2%
KAMAZU		1	0.2%
KAMAZURU		2	0.4%
KAMINA		2	0.4%

## File : Education\_employer

# p5: Village Name

Value	Label	Cases	Percentage
KAMONYI		1	0.2%
KAMPI		1	0.2%
KAMUGENI		1	0.2%
KAMUGINA		1	0.2%
KAMUKENKE		1	0.2%
KAMUSANGAN		1	0.2%
KAMWIZA		1	0.2%
KANGUKA		1	0.2%
KANSEREGE		1	0.2%
KANWA		1	0.2%
KANYINYA		2	0.4%
KANYOVE		1	0.2%
KANZOKA		1	0.2%
KARAMA		2	0.4%
KARAMBI		2	0.4%
KARAMBO		2	0.4%
KARENGE		1	0.2%
KARUGANDA		1	0.2%
KARUKINA		1	0.2%
KASEMANYAN.		1	0.2%
KATIRO		1	0.2%
KAVUMU		4	0.8%
KAZUBA		1	0.2%
KIBANDE		1	0.2%
KIBINGO		2	0.4%
KIBIRARO		1	0.2%
KIBURARA		2	0.4%
KIGABIRO		2	0.4%
KIGAGA		1	0.2%
KIGANDO		1	0.2%
KIGANO		1	0.2%
KIGARAMA		3	0.6%
KIGENGE		1	0.2%
KINGA		1	0.2%
KINUNGA		1	0.2%
KINYAGA		1	0.2%
KINYANJA		1	0.2%
KINYENKANDA		1	0.2%
KIRENGERI		1	0.2%
KIRIBATA		1	0.2%
KIRUHURA		1	0.2%
KIRWA		1	0.2%
KIVOMO		2	0.4%

## File : Education\_employer

# p5: Village Name

Value	Label	Cases	Percentage
KIVUGIZA		2	0.4%
KIVUMU		1	0.2%
KIYORO		2	0.4%
KIYOVO		3	0.6%
KIYUNZA		1	0.2%
KUMUKENKE		1	0.2%
KURUGANDA		1	0.2%
MAJYAMBERE		1	0.2%
MAREMBO		1	0.2%
MARYOHE		1	0.2%
MASAKA		1	0.2%
MASIZI		1	0.2%
MASORO		1	0.2%
MATABA		3	0.6%
MAYA		1	0.2%
MBARE		1	0.2%
MBUYE		1	0.2%
MISHUNGERO		1	0.2%
MUBAZI		1	0.2%
MUBOGORA		1	0.2%
MUBUGA		2	0.4%
MUDUHA		1	0.2%
MUGARA		1	0.2%
MUGONERO		1	0.2%
MUHORORO		1	0.2%
MUHUMO		1	0.2%
MUKERI		1	0.2%
MUKINGI		1	0.2%
MUKONI		1	0.2%
MULINGA		1	0.2%
MULTIMEDIA		1	0.2%
MUNANIRA		1	0.2%
MUNYOVE		1	0.2%
MURAMBI		1	0.2%
MUREHE		1	0.2%
MUREMURE		1	0.2%
MUSANA		1	0.2%
MUSANGABO		1	0.2%
MUSASA		2	0.4%
MUSEKERA		1	0.2%
MUSENYI		1	0.2%
MUSONGATI		1	0.2%
MUSUSA		1	0.2%

## File : Education\_employer

# p5: Village Name

Value	Label	Cases	Percentage
MUTIMA		1	0.2%
MUTONGO		1	0.2%
MUTUKURU		1	0.2%
MUTUMBA		1	0.2%
MVUMBA		1	0.2%
MWARO		1	0.2%
NAMA		1	0.2%
NDUBA		1	0.2%
NDUSU		1	0.2%
NGAMB-(BUDIHO)		1	0.2%
NGANDO		1	0.2%
NGARA		1	0.2%
NGARU		1	0.2%
NGOBAGOBA		1	0.2%
NKANGA		1	0.2%
NKERO		1	0.2%
NKURI		1	0.2%
NTARABANA		1	0.2%
NTURO		2	0.4%
NUAMATA II		1	0.2%
NYABISINDU		1	0.2%
NYABUBARE		1	0.2%
NYABURANGA		1	0.2%
NYABWISHONC		1	0.2%
NYAGACACA		1	0.2%
NYAGAFUNZO		1	0.2%
NYAGAHANDA		1	0.2%
NYAGAHINGA		1	0.2%
NYAGASENYI		1	0.2%
NYAGATABIRE		1	0.2%
NYAGATARE		2	0.4%
NYAGATARE II		1	0.2%
NYAGISOZI		1	0.2%
NYAKABUNGO		2	0.4%
NYAKARAMBI 2		1	0.2%
NYAKIGEZI		1	0.2%
NYAMABUYE		2	0.4%
NYAMAGANA		1	0.2%
NYAMAREBE		1	0.2%
NYAMATA		1	0.2%
NYAMIGINA		1	0.2%

## File : Education\_employer

# p5: Village Name

Value	Label	Cases	Percentage
NYAMIKAMBA		1	0.2%
NYAMIKINGO		1	0.2%
NYAMITANGA		1	0.2%
NYAMIYONGA		1	0.2%
NYAMUGARI		1	0.2%
NYAMUTEZI		1	0.2%
NYANZA		4	0.8%
NYARIGINA		1	0.2%
NYARUBURA		1	0.2%
NYARUBUYE		2	0.4%
NYARUCYAMO II		1	0.2%
NYARUCYAMU II		1	0.2%
NYARUGUNGA		1	0.2%
NYARUGURU		1	0.2%
NYARUKURAZI		1	0.2%
NYARURAMBI		1	0.2%
NYARUREMA		1	0.2%
NYARUREMBO		5	1.0%
NYARUSAVE		1	0.2%
NYARUSHISHI		1	0.2%
NYARUSHUBI		1	0.2%
NYARUSIZA		1	0.2%
NYARUTARAM		1	0.2%
NYARUTOVU		2	0.4%
NYUNDO		1	0.2%
RAMBA		1	0.2%
REBERO		2	0.4%
REMERA		1	0.2%
RRWIMONDO		1	0.2%
RUBAGABAGA		1	0.2%
RUBAMBA		1	0.2%
RUBIMBA		1	0.2%
RUBONA		1	0.2%
RUBUMBA		1	0.2%
RUBYINIRO		2	0.4%
RUGABANO		1	0.2%
RUGALI		1	0.2%
RUGAMBA		1	0.2%
RUGANDA		1	0.2%
RUGANWA II		1	0.2%
RUGANZU		1	0.2%
RUGARA		1	0.2%

## File : Education\_employer

# p5: Village Name

Value	Label	Cases	Percentage
RUGARAMA		6	1.2%
RUGARAMBIRC		1	0.2%
RUGENDA II		1	0.2%
RUGERO		1	0.2%
RUGOGWE		2	0.4%
RUGRRERO		1	0.2%
RUHENDA		1	0.2%
RUHENGERRI		2	0.4%
RUHIHI		1	0.2%
RUHILI		1	0.2%
RUHINGA		2	0.4%
RUHITA		1	0.2%
RUHUHA		1	0.2%
RUKEREZA		1	0.2%
RUKORO		1	0.2%
RULI		1	0.2%
RUNGA		1	0.2%
RUNYAMI		1	0.2%
RUNYANGWE		1	0.2%
RUPANGO		1	0.2%
RURAMBA		1	0.2%
RURAMBO		2	0.4%
RUREMBO		1	0.2%
RUSAMBYA		2	0.4%
RUSAVE		1	0.2%
RUSENYI		1	0.2%
RUSHASHO		1	0.2%
RUSHUBI		1	0.2%
RUSHYARARA		1	0.2%
RUSUZUMIRO		1	0.2%
RUTARE		1	0.2%
RUTEGAMATW		1	0.2%
RUTENGA		2	0.4%
RUTONDE		1	0.2%
RUVUGIZO		1	0.2%
RUYAGA		2	0.4%
RUYENZI		1	0.2%
RUYUMBA		1	0.2%
RWAKABANDA		1	0.2%
RWAKAGAJU		1	0.2%
RWAMBANDA		1	0.2%
RWAMIKO		1	0.2%
RWAMUSHUME		1	0.2%



## File : Education\_employer

# p5: Village Name

Value	Label	Cases	Percentage
RWAMVURA		1	0.2%
RWANZU		1	0.2%
RWERERE		2	0.4%
RWEZA		1	0.2%
RWIBUTSO		1	0.2%
RWIMONDO		1	0.2%
RWINKUBA		2	0.4%
RWINYANGE		1	0.2%
RYABUVARA		1	0.2%
RYAGATEBE		1	0.2%
RYAMURONGO		1	0.2%
RYANYAGAHA		1	0.2%
RYARUHANGA		1	0.2%
RYARUSARO		1	0.2%
RYEBARE		1	0.2%
SHENYERI		1	0.2%
SHWEMU		2	0.4%
TABA		6	1.2%
TUNZA		1	0.2%
UBUKERARUGI		1	0.2%
UBUREZI		2	0.4%
UBUTABAZI		1	0.2%
UMUBANO		2	0.4%
UMUCYO		2	0.4%
UMUKAMBA		1	0.2%
UMURAVA		1	0.2%
UMUREHE		1	0.2%
UMUSHUMBA MWIZA		1	0.2%
UMWEZI		1	0.2%
URUBYIRUKO		1	0.2%
URUHONGORE		1	0.2%
UWABAREZI		1	0.2%
UWABUMENYI		1	0.2%
UWIMFIZI		1	0.2%
UWISAGA		1	0.2%
VIDEO		1	0.2%
VINGIRO		1	0.2%
VUGO		1	0.2%
WA BUHORA		1	0.2%
WA NYANZA		1	0.2%
WINGABE		1	0.2%
ZUBA		1	0.2%
cyegera		1	0.2%

## File : Education\_employer

### # p5: Village Name

Value	Label	Cases	Percentage
gakaranka		1	0.2%
kagara		1	0.2%
nyarupfubire II		1	0.2%

Warning: these figures indicate the number of cases found in the data file. They cannot be interpreted as summary statistics of the population of interest.

### # STRATA: Education strata

<b>Information</b>	[Type= discrete] [Format=numeric] [Range= 1-4] [Missing=*]
<b>Statistics [NW/ W]</b>	[Valid=505 /-] [Invalid=0 /-]

Value	Label	Cases	Percentage
1	Primary	256	50.7%
2	Secondary	126	25.0%
3	TVET	91	18.0%
4	University	32	6.3%

Warning: these figures indicate the number of cases found in the data file. They cannot be interpreted as summary statistics of the population of interest.

### # samp1: 2.1.1.Population size High Position

<b>Information</b>	[Type= continuous] [Format=numeric] [Range= 1-340] [Missing=*]
<b>Statistics [NW/ W]</b>	[Valid=505 /-] [Invalid=0 /-] [Mean=18.689 /-] [StdDev=20.666 /-]

### # samp2: 2.1.2.Population size Medium Position

<b>Information</b>	[Type= continuous] [Format=numeric] [Range= 0-87] [Missing=*]
<b>Statistics [NW/ W]</b>	[Valid=505 /-] [Invalid=0 /-] [Mean=1.113 /-] [StdDev=4.221 /-]

### # samp3: 2.1.3.Population size Low Position

<b>Information</b>	[Type= continuous] [Format=numeric] [Range= 0-32] [Missing=*]
<b>Statistics [NW/ W]</b>	[Valid=505 /-] [Invalid=0 /-] [Mean=4.057 /-] [StdDev=4.996 /-]

### # samp4: 2.2.4.Population size Total (A+B+C)

<b>Information</b>	[Type= continuous] [Format=numeric] [Range= 2-429] [Missing=*]
<b>Statistics [NW/ W]</b>	[Valid=505 /-] [Invalid=0 /-] [Mean=23.859 /-] [StdDev=24.852 /-]

### # samp5: 2.2.1.Sample size High Position

<b>Information</b>	[Type= continuous] [Format=numeric] [Range= 1-69] [Missing=*]
<b>Statistics [NW/ W]</b>	[Valid=505 /-] [Invalid=0 /-] [Mean=4.469 /-] [StdDev=4.623 /-]

### # samp6: 2.2.2.Sample size Medium Position

<b>Information</b>	[Type= discrete] [Format=numeric] [Range= 0-17] [Missing=*]
<b>Statistics [NW/ W]</b>	[Valid=505 /-] [Invalid=0 /-] [Mean=0.283 /-] [StdDev=0.974 /-]

Value	Label	Cases	Percentage
0		418	82.8%
1		56	11.1%
2		22	4.4%
3		6	1.2%
4		2	0.4%
17		1	0.2%

Warning: these figures indicate the number of cases found in the data file. They cannot be interpreted as summary statistics of the population of interest.

## File : Education\_employer

### # samp7: 2.2.3.Sample size Low Position

**Information** [Type= discrete] [Format=numeric] [Range= 0-16] [Missing=\*]

**Statistics [NW/ W]** [Valid=505 /-] [Invalid=0 /-] [Mean=1.061 /-] [StdDev=1.863 /-]

Value	Label	Cases	Percentage
0		273	54.1%
1		127	25.1%
2		40	7.9%
3		19	3.8%
4		12	2.4%
5		15	3.0%
6		6	1.2%
7		8	1.6%
8		1	0.2%
10		1	0.2%
11		1	0.2%
12		1	0.2%
16		1	0.2%

*Warning: these figures indicate the number of cases found in the data file. They cannot be interpreted as summary statistics of the population of interest.*

### # samp8: 2.2.4.Sample size Total (A+B+C)

**Information** [Type= continuous] [Format=numeric] [Range= 1-86] [Missing=\*]

**Statistics [NW/ W]** [Valid=505 /-] [Invalid=0 /-] [Mean=5.814 /-] [StdDev=6.14 /-]

#### # qv1: 050.A.Visit 1

**Information** [Type= discrete] [Format=numeric] [Range= 1-5] [Missing=\*]

**Statistics [NW/ W]** [Valid=505 /-] [Invalid=0 /-]

Value	Label	Cases	Percentage
1	Full completed	395	78.2%
2	Partially completed	24	4.8%
3	Non response	9	1.8%
4	Posponed	74	14.7%
5	Other	3	0.6%

*Warning: these figures indicate the number of cases found in the data file. They cannot be interpreted as summary statistics of the population of interest.*

#### # qv2: 050.A2.Vist 1 Other (specify)

**Information** [Type= discrete] [Format=character] [Missing=\*]

**Statistics [NW/ W]** [Valid=5 /-] [Invalid=0 /-]

Value	Label	Cases	Percentage
7		1	20.0%
BARABUZE		1	20.0%
NTIYABONETSI		2	40.0%
NTIYARAHARI		1	20.0%

*Warning: these figures indicate the number of cases found in the data file. They cannot be interpreted as summary statistics of the population of interest.*

#### # qva: 050.B.Visit 2

**Information** [Type= discrete] [Format=numeric] [Range= 1-5] [Missing=\*]

**Statistics [NW/ W]** [Valid=109 /-] [Invalid=396 /-]

## File : Education\_employer

### # qva: 050.B.Visit 2

Value	Label	Cases	Percentage
1	Full completed	73	67.0%
2	Partially completed	11	10.1%
3	Non response	1	0.9%
4	Posponed	23	21.1%
5	Other	1	0.9%
Sysmiss		396	

Warning: these figures indicate the number of cases found in the data file. They cannot be interpreted as summary statistics of the population of interest.

### # qvb: 050.B2.Vist2 Other (specify)

<b>Information</b>	[Type= discrete] [Format=character] [Missing=*]
<b>Statistics [NW/ W]</b>	[Valid=1 /-] [Invalid=0 /-]

Value	Label	Cases	Percentage
NTIYARAHARI		1	100.0%

Warning: these figures indicate the number of cases found in the data file. They cannot be interpreted as summary statistics of the population of interest.

### # qvc: 050.C.Visit 3

<b>Information</b>	[Type= discrete] [Format=numeric] [Range= 1-5] [Missing=*]
<b>Statistics [NW/ W]</b>	[Valid=36 /-] [Invalid=469 /-]

Value	Label	Cases	Percentage
1	Full completed	27	75.0%
2	Partially completed	7	19.4%
3	Non response	1	2.8%
4	Posponed	1	2.8%
5	Other	0	
Sysmiss		469	

Warning: these figures indicate the number of cases found in the data file. They cannot be interpreted as summary statistics of the population of interest.

### # qvd: 050.C3.Vist3 Other (specify)

<b>Information</b>	[Type= discrete] [Format=character] [Missing=*]
<b>Statistics [NW/ W]</b>	[Valid=0 /-] [Invalid=0 /-]

### # qve: 050.D.Reason of non response

<b>Information</b>	[Type= discrete] [Format=numeric] [Range= 1-4] [Missing=*]
<b>Statistics [NW/ W]</b>	[Valid=4 /-] [Invalid=501 /-]

Value	Label	Cases	Percentage
1	Refused	0	
2	No contact	1	25.0%
3	No longer operating	0	
4	Other	3	75.0%
Sysmiss		501	

Warning: these figures indicate the number of cases found in the data file. They cannot be interpreted as summary statistics of the population of interest.

### # qvf: 050.D.a.Other (Specify)

<b>Information</b>	[Type= discrete] [Format=character] [Missing=*]
<b>Statistics [NW/ W]</b>	[Valid=4 /-] [Invalid=0 /-]

## File : Education\_employer

### # qvf: 050.D.a.Other (Specify)

Value	Label	Cases	Percentage
.		1	25.0%
IBITUJUJE YANZEKUBISU		1	25.0%
NI MUSHYASHYA		1	25.0%
UMUYOBOZI W'IKIGO ARAFUNZ		1	25.0%

*Warning: these figures indicate the number of cases found in the data file. They cannot be interpreted as summary statistics of the population of interest.*

### # m3a010: M3:A010 When was the institution established?

**Information** [Type= discrete] [Format=numeric] [Range= 1913-9999] [Missing=\*]

**Statistics [NW/ W]** [Valid=505 /-] [Invalid=0 /-]

Value	Label	Cases	Percentage
1913		1	0.2%
1919		1	0.2%
1920		3	0.6%
1924		1	0.2%
1925		3	0.6%
1928		1	0.2%
1930		3	0.6%
1931		3	0.6%
1932		1	0.2%
1933		2	0.4%
1935		1	0.2%
1936		11	2.2%
1937		3	0.6%
1938		2	0.4%
1939		3	0.6%
1940		3	0.6%
1941		3	0.6%
1942		6	1.2%
1945		5	1.0%
1946		4	0.8%
1947		2	0.4%
1948		8	1.6%
1949		4	0.8%
1950		5	1.0%
1951		3	0.6%
1952		10	2.0%
1953		5	1.0%
1954		6	1.2%
1955		2	0.4%
1956		4	0.8%
1957		3	0.6%

## File : Education\_employer

### # m3a010: M3:A010 When was the institution established?

Value	Label	Cases	Percentage
1958		8	1.6%
1959		6	1.2%
1960		3	0.6%
1961		1	0.2%
1962		12	2.4%
1963		5	1.0%
1964		7	1.4%
1965		6	1.2%
1967		2	0.4%
1968		3	0.6%
1969		5	1.0%
1970		6	1.2%
1971		3	0.6%
1972		5	1.0%
1973		5	1.0%
1974		1	0.2%
1975		2	0.4%
1976		6	1.2%
1977		3	0.6%
1978		4	0.8%
1979		4	0.8%
1980		2	0.4%
1981		3	0.6%
1982		4	0.8%
1983		7	1.4%
1984		9	1.8%
1985		3	0.6%
1986		6	1.2%
1987		8	1.6%
1988		7	1.4%
1989		8	1.6%
1990		5	1.0%
1991		4	0.8%
1992		8	1.6%
1993		7	1.4%
1994		2	0.4%
1995		8	1.6%
1996		12	2.4%
1997		24	4.8%
1998		12	2.4%
1999		14	2.8%
2000		8	1.6%
2001		4	0.8%

## File : Education\_employer

### # m3a010: M3:A010 When was the institution established?

Value	Label	Cases	Percentage
2002		11	2.2%
2003		15	3.0%
2004		2	0.4%
2005		12	2.4%
2006		11	2.2%
2007		15	3.0%
2008		9	1.8%
2009		40	7.9%
2010		7	1.4%
2011		8	1.6%
9999	Not stated	1	0.2%

Warning: these figures indicate the number of cases found in the data file. They cannot be interpreted as summary statistics of the population of interest.

### # M3A010\_int: Starting time in interval

Value	Label	Cases	Percentage
1	Before 1974	190	37.6%
2	1975-1984	44	8.7%
3	1985-1994	58	11.5%
4	1995-2004	110	21.8%
5	2005 and above	103	20.4%

Warning: these figures indicate the number of cases found in the data file. They cannot be interpreted as summary statistics of the population of interest.

### # m3a020: M3:A020 Ownership of establishment

Value	Label	Cases	Percentage
1	Government /Public (GoR)	184	36.4%
3	Government Aided Establishment	213	42.2%
4	Private	92	18.2%
6	NGO/faith-based Establishment	4	0.8%
7	Other (Specify)	12	2.4%
99	Missing value	0	

Warning: these figures indicate the number of cases found in the data file. They cannot be interpreted as summary statistics of the population of interest.

### # m3a020a: M3:A020a Other Specify

Value	Label	Cases	Percentage
AMUR		1	8.3%
ASSOCIATION Y'INKERAGUTA		1	8.3%
GISHINGIYE KURI ADEPR		1	8.3%

## File : Education\_employer

### # m3a020a: M3:A020a Other Specify

Value	Label	Cases	Percentage
IKIGO CYA KIRIZIYA		1	8.3%
LETA		1	8.3%
LETA CATHOLIQUE		1	8.3%
N'AHA AER IFATANIJE NA LETA		1	8.3%
NI ADEPER IFATANYIJE NA LETA		1	8.3%
NI ICYA LETA		1	8.3%
NICYA DIOCESE GIFASHWA NA LETA		1	8.3%
eglise adventiste		1	8.3%
gishamikiye kw'idini		1	8.3%

Warning: these figures indicate the number of cases found in the data file. They cannot be interpreted as summary statistics of the population of interest.

### # m3a030: M3:A030 What type of training institution is this?

<b>Information</b>	[Type= discrete] [Format=numeric] [Range= 1-14] [Missing=*]
<b>Statistics [NW/ W]</b>	[Valid=505 /-] [Invalid=0 /-]

Value	Label	Cases	Percentage
1	Pre primary/Nursery	0	
2	Primary Education	220	43.6%
3	Secondary	74	14.7%
4	Village/Community Polytechnic	11	2.2%
5	Vocational Training	56	11.1%
6	Teacher training Colleges (TTC)	1	0.2%
7	Technical Training institutes(TTI)	0	
8	Gov. Training Institutes (GTIs)	0	
9	Missing	0	
10	Health institutes	5	1.0%
11	National polytechnics	2	0.4%
12	University and higher learning institutions	25	5.0%
13	Other (specify)	0	
14	9 YBE(9 years basic education)	111	22.0%

Warning: these figures indicate the number of cases found in the data file. They cannot be interpreted as summary statistics of the population of interest.

### # m3a030a: M3A030a Other Specify

<b>Information</b>	[Type= discrete] [Format=character] [Missing=*]
<b>Statistics [NW/ W]</b>	[Valid=0 /-] [Invalid=0 /-]

### # m3a040: M3:A040 Does this establishment offer only day, only boardin

<b>Information</b>	[Type= discrete] [Format=numeric] [Range= 1-3] [Missing=*/9]
<b>Statistics [NW/ W]</b>	[Valid=505 /-] [Invalid=0 /-]



## File : Education\_employer

### # m3a040: M3:A040 Does this establishment offer only day, only boardin

Value	Label	Cases	Percentage
1	Day only	382	75.6%
2	Boarding only	30	5.9%
3	Mixed/Both	93	18.4%
9	Missing value	0	

Warning: these figures indicate the number of cases found in the data file. They cannot be interpreted as summary statistics of the population of interest.

### # m3a050: M3:A050 Does this establishment cater for?

<b>Information</b>	[Type= discrete] [Format=numeric] [Range= 1-9] [Missing=*]
<b>Statistics [NW/ W]</b>	[Valid=505 /-] [Invalid=0 /-]

Value	Label	Cases	Percentage
1	Male only	4	0.8%
2	Female only	3	0.6%
3	Mixed/Both	498	98.6%
9	Missing value	0	

Warning: these figures indicate the number of cases found in the data file. They cannot be interpreted as summary statistics of the population of interest.

### # m3a100: M3:A100 Are you self accounting?

<b>Information</b>	[Type= discrete] [Format=numeric] [Range= 1-9] [Missing=*]
<b>Statistics [NW/ W]</b>	[Valid=505 /-] [Invalid=0 /-]

Value	Label	Cases	Percentage
1	Yes	429	85.0%
2	No	73	14.5%
9	Not stated	3	0.6%

Warning: these figures indicate the number of cases found in the data file. They cannot be interpreted as summary statistics of the population of interest.

### # m3a101: M3:A101 What is the the legal status of your establishment

<b>Information</b>	[Type= discrete] [Format=numeric] [Range= 1-9] [Missing=* /999]
<b>Statistics [NW/ W]</b>	[Valid=505 /-] [Invalid=0 /-]

Value	Label	Cases	Percentage
1	Sole proprietorship	5	1.0%
2	Limited by share(LTD)	25	5.0%
3	Limited by guarantee	4	0.8%
4	Both limite d by share and guarantee	1	0.2%
5	Unlimited	5	1.0%
6	Other(specify)	459	90.9%
9	Not stated	6	1.2%

Warning: these figures indicate the number of cases found in the data file. They cannot be interpreted as summary statistics of the population of interest.

### # m3a101a: M3A101 Other Specify

<b>Information</b>	[Type= discrete] [Format=character] [Missing=*]
<b>Statistics [NW/ W]</b>	[Valid=460 /-] [Invalid=0 /-]

Value	Label	Cases	Percentage
A.S.B.L		1	0.2%

## File : Education\_employer

### # m3a101a: M3A101 Other Specify

Value	Label	Cases	Percentage
ABABYEYI BISHYZE MWISHYIRAHA		1	0.2%
ABANYAMAFIN		1	0.2%
ABAPADIRI		1	0.2%
ABAYOBOZI N'ABABYEYI		1	0.2%
ABENEBIKIRA		1	0.2%
ABIHAY'IMANA		1	0.2%
ABIHAYIMANA		4	0.9%
ABIHAYIMANA AEBR NA LETA		1	0.2%
ABIHAYIMANA BABABIKIRA		1	0.2%
ABIHAYIMANA EER		1	0.2%
ABIHAYIMANA CATHOLIQUE		1	0.2%
ABISHYZEHAM		1	0.2%
ADEPER IFASHWA NA LETA		1	0.2%
APICUR ASBL		1	0.2%
ASB(Association Sans But lucla		1	0.2%
ASBL		3	0.7%
ASS SANS BUT LUCLATIF		1	0.2%
ASSOCIATION		2	0.4%
ASSOCIATION DES ANCIENS DE DON		1	0.2%
ASSOCIATION DES MISULAMANS		1	0.2%
ASSOCIATION DES PARENT		1	0.2%
ASSOCIATION DES PARENTS		5	1.1%
ASSOCIATION SANS BUT LUCRATIF		4	0.9%
ASSOCIATION Y'ABABYEYI		1	0.2%
AYA KIRIZIYA AFASHWA NA LETA		1	0.2%
BAFASHWA NA LETA		1	0.2%

## File : Education\_employer

### # m3a101a: M3A101 Other Specify

Value	Label	Cases	Percentage
CAPITATION GRANT		2	0.4%
CAPITATION GRANT(IKIGO CYA LET		1	0.2%
CATHOLIC BUT SUPPORT WITH GOV		1	0.2%
CONTRIBUTION Y'ITORERO		1	0.2%
CYIGENGA GIFASHWA NA LETA		1	0.2%
CYUBATSWE NABABYEYI BABAMUSULM		1	0.2%
DEVELOPPEME ESTABLISHMEN		1	0.2%
DIOCESE		1	0.2%
E.A.R \DIOCESE CYANGUGU		1	0.2%
ECOLE LIBRE SUBSIDIEE		1	0.2%
EGLISE ANGLICANE DE RWANDA		1	0.2%
EGLISE BAPTISTE		1	0.2%
EGLISE CATH.INKUNGA/ YALETA		1	0.2%
EGLISE CATHOLIQUE		3	0.7%
EGLISE CATOLIQUE		1	0.2%
EGLISE IKIGO CYA CATHOLIQUE		1	0.2%
EGLISECATHOF		1	0.2%
EPR		1	0.2%
Eglise Methodiste		1	0.2%
Eglise catholique		1	0.2%
GATOLIKA IFASHWA NA LETA		1	0.2%
GICUNGWA N'ITORERO		1	0.2%
GIFASHWA NA LETA		2	0.4%
GIFASHWA NELETA		1	0.2%

## File : Education\_employer

### # m3a101a: M3A101 Other Specify

Value	Label	Cases	Percentage
GISHAMIKIYE KURI EGLISE CATHOL		1	0.2%
GISHAMIKIYE KURI EGLISE PENTEC		1	0.2%
GISHAMIKIYE KW'IDINI		2	0.4%
GISHAMIKIYE KWIDINI		1	0.2%
GISHINGIYE KW'IDINI RYA CATHOL		1	0.2%
GOUVERNEME T		1	0.2%
GOVERNMENT		1	0.2%
GOVERNMENT AND ANGLICAN CHURCH		1	0.2%
IBIGO BITERWA INKUNGA NALETA		1	0.2%
IBYA LETA		1	0.2%
ICY'ABIHAYIM		1	0.2%
ICY'IDINI		1	0.2%
ICY'IDINI GIFASHWA NA LETA		1	0.2%
ICY'IDINI NA LETA		1	0.2%
ICYA EGLISE CATHOLIQUE		1	0.2%
ICYA KIRIZIYA GATORIKA		1	0.2%
ICYA LETA		4	0.9%
ICYABIHAYIM/ BAFASHWA NALETA		1	0.2%
ICYIGO CY'IDINI GIFASHWA NA LE		1	0.2%
IDINI		4	0.9%
IDINI NALETE		1	0.2%
IDINI RIFATANYA NA LETA		1	0.2%
IFASHWA NA LETA		1	0.2%
IHURIRO RY'ABABYEYI		1	0.2%

## File : Education\_employer

### # m3a101a: M3A101 Other Specify

Value	Label	Cases	Percentage
IHURIRO RY'AMADIOCES		1	0.2%
IKIGIGO KIGENGA GIFASHWA NA LE		1	0.2%
IKIGO CYA LETA		1	0.2%
IKIGO CY'ABABYEYI BIGENGA		1	0.2%
IKIGO CY'ABAMETOD		1	0.2%
IKIGO CY'ABAPADIRI		1	0.2%
IKIGO CY'ABIHARIYE IMANA		1	0.2%
IKIGO CY'ABIHAYE IMANA		4	0.9%
IKIGO CY'ABIHAYI MANA		1	0.2%
IKIGO CY'ABIHAYIMA		7	1.5%
IKIGO CY'ABIHAYIMA GATOLIKA		1	0.2%
IKIGO CY'AMASHULI CYA LETA		1	0.2%
IKIGO CY'EGLISE CATHOLIQUE		1	0.2%
IKIGO CY'IDINI		6	1.3%
IKIGO CY'IDINI (EPR)		1	0.2%
IKIGO CY'IDINI ADEPER		1	0.2%
IKIGO CY'IDINI CATHOLIC GIFASH		1	0.2%
IKIGO CY'IDINI CATHOLIQUE		1	0.2%
IKIGO CY'IDINI GIFASHWA NA LET		5	1.1%
IKIGO CY'IDINI		1	0.2%

## File : Education\_employer

### # m3a101a: M3A101 Other Specify

Value	Label	Cases	Percentage
GIFASHWA NALETA			
IKIGO CY'IDINI NA LETA		1	0.2%
IKIGO CY'IDINI(ADEPR		2	0.4%
IKIGO CY'IDINI(E.M.L.		1	0.2%
IKIGO CY'IDINI(EGLIS ANGLICAN		1	0.2%
IKIGO CY'INDIMI		1	0.2%
IKIGO CY'TTORERO CYA EAR		1	0.2%
IKIGO CY'TTORERO GIFASHWANLE		1	0.2%
IKIGO CY'TTORERO RYA ADEPR		1	0.2%
IKIGO CY'TTORERO UEBR		1	0.2%
IKIGO CYA ADEPR		2	0.4%
IKIGO CYA CATHOLIQUE KIGENGWA		1	0.2%
IKIGO CYA DIOCESE		1	0.2%
IKIGO CYA DIOCESE CATHOLIQUE		1	0.2%
IKIGO CYA DIYOSEZI		1	0.2%
IKIGO CYA EAR		1	0.2%
IKIGO CYA EAR GIHABWA INKUNGA		1	0.2%
IKIGO CYA EGLISE CATHOLIQUE		1	0.2%
IKIGO CYA EGLISE CATOLIQUE		1	0.2%
IKIGO CYA GATORIKA		1	0.2%
IKIGO CYA ISLAM		1	0.2%

## File : Education\_employer

### # m3a101a: M3A101 Other Specify

Value	Label	Cases	Percentage
IKIGO CYA KILIZIYA GATOLIKA		1	0.2%
IKIGO CYA KIRIZIYA		1	0.2%
IKIGO CYA KIRIZIYA GATORIKA		1	0.2%
IKIGO CYA KIRIZIYA GATURIKA NA		1	0.2%
IKIGO CYA LETA		94	20.4%
IKIGO CYA LETA N'ABANYAMAI		1	0.2%
IKIGO CYA LETA NA ADEPER		1	0.2%
IKIGO CYA LETA NA DIOSEZE		1	0.2%
IKIGO CYA LETA NA EMLR		1	0.2%
IKIGO CYA LETA NA PAROISSE		1	0.2%
IKIGO CYA RETA		1	0.2%
IKIGO CYA RETA NA EGLISE GATOL		1	0.2%
IKIGO CYABA PROTESTANI		1	0.2%
IKIGO CYABASLAM		1	0.2%
IKIGO CYABIHAYE IMANA		1	0.2%
IKIGO CYABIHAYE IMANA GIFASHWA		1	0.2%
IKIGO CYABIHAYIMA		4	0.9%
IKIGO CYABIHAYIMA CYA LETA		1	0.2%
IKIGO CYALETA		1	0.2%
IKIGO CYAMASHURI YA LETA		1	0.2%

## File : Education\_employer

### # m3a101a: M3A101 Other Specify

Value	Label	Cases	Percentage
IKIGO CYARETA		2	0.4%
IKIGO CYASHINZWE N'ABABYEYI		1	0.2%
IKIGO CYIDINI		1	0.2%
IKIGO CYIDINI GIFASHWA NA LETA		1	0.2%
IKIGO CYIDINI GIFASWA NA LETA		1	0.2%
IKIGO CYIGENDA GIFASHWA NA LET		1	0.2%
IKIGO CYIGENGA CYA EPR		1	0.2%
IKIGO CYIGENGA CYAMASHURI LETA		1	0.2%
IKIGO CYIGENGA GIFASHWA N'LETA		1	0.2%
IKIGO CYIGENGA GIFASHWA NALETA		1	0.2%
IKIGO GICUNGWA NA LETA		1	0.2%
IKIGO GIFASHWA NA LETA		8	1.7%
IKIGO GIFASHWA NA LETA]		1	0.2%
IKIGO GISHAMIKIYE KURI ADEPR		1	0.2%
IKIGO GISHINGIYE KW'IDINI		1	0.2%
IKIGO K'IDINI(EAR)		1	0.2%
IKIGO KIDINI GIFASHWA NA LETA		1	0.2%
IKIGO KIGENGA GIFASHWA NA LETA		10	2.2%



## File : Education\_employer

### # m3a101a: M3A101 Other Specify

Value	Label	Cases	Percentage
IKIGO KIGENGA GIFATANIJE N LET		1	0.2%
IKIGO KIGENGE GIFASHWA NA LETA		1	0.2%
IKIGO KITORERO EGLISE PENTECOT		1	0.2%
IKIGO NI ASBL		1	0.2%
IKIGO NI KIRIZIYA GATURIKA		1	0.2%
IKIGO NICYA LETA		1	0.2%
IRY'ABAFRERE RIFASHWA NA LETA		1	0.2%
ISHULI RYA LETA		2	0.4%
ISHURI RIFASHWA NA LETA		1	0.2%
ISHURI RY'ABABYEYI		1	0.2%
ISHURI RYA EGLISE CATHOLIQUE		1	0.2%
ISHYRAHMWE RIDAHARANRA INYUNGU		1	0.2%
ITORERO RYA EPR		1	0.2%
ITORERO RYA RESTAURATIO		1	0.2%
Ikigo cya Leta		1	0.2%
Ikigo cya leta		1	0.2%
JARDIN		1	0.2%
KIGENGA GIFASHWA NA LETA		2	0.4%
KILIZIYA CATHOLIQUE		2	0.4%
KIRIZIYA GATOLIKA		1	0.2%
Kiriziya		1	0.2%
LETA		20	4.3%

## File : Education\_employer

### # m3a101a: M3A101 Other Specify

Value	Label	Cases	Percentage
LETA IFATANYIJE NA GATOLIKA		1	0.2%
LETA NA DIOCESE NYUNDO		1	0.2%
LETA NA DIYOSEZE		1	0.2%
LETA NA EGLISE METHODISTE		1	0.2%
LEYA		1	0.2%
LIBRE SUBSIDEE(IKIG CYA EMLR)		1	0.2%
LIBRE SUBSIDIE		6	1.3%
Leta na eglise catholique		1	0.2%
MU ISHYIRAHAMW "RERA NEZA"		1	0.2%
N'AHA CATHOLIC DIOCESE GIKONGO		1	0.2%
N'ICYA LETA		2	0.4%
NI ICYA EMLR/IDINI		1	0.2%
NI ICYA LETA		5	1.1%
NI ICYA RETA		2	0.4%
NI ICYI IDINI		1	0.2%
NI IKIGO CY'IDINI EPR		1	0.2%
NI IKIGO CYA EGLISE CATHOLIQUE		1	0.2%
NI IKIGO CYA LETA		4	0.9%
NI IRYI ITORERO BAPTISTE		1	0.2%
NI KIRIZIYA		1	0.2%
NI LETA		1	0.2%
NI PRIVE A L'AIDE YA LETA		1	0.2%
NI UWA KILIZIYA GATOLIKA		1	0.2%
NICY'IDINI NA LETA		1	0.2%

## File : Education\_employer

### # m3a101a: M3A101 Other Specify

Value	Label	Cases	Percentage
NICYA DIOSEZE GIFASHWA NA LETA		1	0.2%
NICYABIHAYIM		1	0.2%
NIKIGO CYA LETA NA CATHOLIQUE		1	0.2%
NIKITORERO ADEPER		1	0.2%
ONG		1	0.2%
PARUWASI YA CATHOLIQUE NA LETA		1	0.2%
PRIMAIRE YABAHYIMAN		1	0.2%
PRIVE SUBSIDUE		1	0.2%
PUBLIC		1	0.2%
PUBLIC GOVERNMENT		1	0.2%
PUBLIC INSTITUTE		1	0.2%
Support by the Gornment		1	0.2%
UBWUMVIKAN N'ABABYEYI		1	0.2%
UMURYANGO W'AYISILAMU		1	0.2%
UMUTUNGO W'ITORERO		1	0.2%
UMUTUNGO WA LETA		5	1.1%
UTANGWA NA LETA		1	0.2%
aASSOCIATION SANS BUT LECREATI		1	0.2%
adeper na leta		1	0.2%
asbl ishingiyе ku itorero		1	0.2%
association des parents		1	0.2%
eglise catholique		3	0.7%
gishamikiye ku idini ry'abadiv		1	0.2%
gishamikiye kw'idini		1	0.2%
icy'abihayimana gifashwa nalet		1	0.2%
icya leta		1	0.2%

## File : Education\_employer

### # m3a101a: M3A101 Other Specify

Value	Label	Cases	Percentage
idini hamwe na leta		1	0.2%
idini na leta		3	0.7%
ikigo cy'abihayimana		1	0.2%
ikigo cy'amashuri ya leta		1	0.2%
ikigo cy'idini		1	0.2%
ikigo cy'idini gifafwa na leta		1	0.2%
ikigo cy'ishuri cya leta		1	0.2%
ikigo cya Leta		1	0.2%
ikigo cya kiriziya catholique		1	0.2%
ikigo cya kiriziya gatorika		1	0.2%
ikigo cya leta		8	1.7%
ikigo cya prespeteriene leta i		1	0.2%
ikigo cya reta		1	0.2%
ikigo cyabihayimana		1	0.2%
itorero adeper		1	0.2%
kigendera kumabwiriza ya leta		1	0.2%
kigenga gifashwa na leta		1	0.2%
kirigenga gifashwa na leta		1	0.2%
kiriziya afashwa na leta		1	0.2%
leta		2	0.4%
libre subsidie		1	0.2%
ni cya Leta		1	0.2%
ni ikigo cya reta		1	0.2%
nicya AEBR		2	0.4%
support of governmentand parent		1	0.2%

*Warning: these figures indicate the number of cases found in the data file. They cannot be interpreted as summary statistics of the population of interest.*

### # m3a102a: M3:A102a Rwandese Male shareholders

<b>Information</b>	[Type= continuous] [Format=numeric] [Range= 0-120] [Missing=*/999]
<b>Statistics [NW/ W]</b>	[Valid=34 /-] [Invalid=471 /-] [Mean=15.441 /-] [StdDev=27.322 /-]

## File : Education\_employer

### # m3a102d: M3:A102d Other EAC Male shareholders

**Information** [Type= discrete] [Format=numeric] [Range= 0-1] [Missing=\*/999]

**Statistics [NW/ W]** [Valid=34 /-] [Invalid=471 /-] [Mean=0.0588 /-] [StdDev=0.239 /-]

Value	Label	Cases	Percentage
0		32	94.1%
1		2	5.9%
999		1	
Sysmiss		470	

*Warning: these figures indicate the number of cases found in the data file. They cannot be interpreted as summary statistics of the population of interest.*

### # m3a102g: M3:A102g Rest of the World Male shareholders

**Information** [Type= discrete] [Format=numeric] [Range= 0-0] [Missing=\*/999]

**Statistics [NW/ W]** [Valid=34 /-] [Invalid=471 /-] [Mean=0 /-] [StdDev=0 /-]

Value	Label	Cases	Percentage
0		34	100.0%
999		1	
Sysmiss		470	

*Warning: these figures indicate the number of cases found in the data file. They cannot be interpreted as summary statistics of the population of interest.*

### # a102a1: M3A102 Other African/Male

**Information** [Type= continuous] [Format=numeric] [Range= 0-74] [Missing=\*/999]

**Statistics [NW/ W]** [Valid=34 /-] [Invalid=471 /-] [Mean=3.529 /-] [StdDev=14.237 /-]

### # m3a102b: M3:A102b Rwandese female shareholders

**Information** [Type= continuous] [Format=numeric] [Range= 0-75] [Missing=\*/999]

**Statistics [NW/ W]** [Valid=34 /-] [Invalid=471 /-] [Mean=9.147 /-] [StdDev=15.062 /-]

### # m3a102e: M3:A102e Other EAC female shareholders

**Information** [Type= discrete] [Format=numeric] [Range= 0-0] [Missing=\*/999]

**Statistics [NW/ W]** [Valid=34 /-] [Invalid=471 /-] [Mean=0 /-] [StdDev=0 /-]

Value	Label	Cases	Percentage
0		34	100.0%
999		1	
Sysmiss		470	

*Warning: these figures indicate the number of cases found in the data file. They cannot be interpreted as summary statistics of the population of interest.*

### # m3a102h: M3:A102h Rest of the World female shareholders

**Information** [Type= discrete] [Format=numeric] [Range= 0-0] [Missing=\*/999]

**Statistics [NW/ W]** [Valid=34 /-] [Invalid=471 /-] [Mean=0 /-] [StdDev=0 /-]

Value	Label	Cases	Percentage
0		34	100.0%
999		1	
Sysmiss		470	

*Warning: these figures indicate the number of cases found in the data file. They cannot be interpreted as summary statistics of the population of interest.*

### # a102a2: M3A102 Other African/Female

**Information** [Type= continuous] [Format=numeric] [Range= 0-31] [Missing=\*/999]

**File : Education\_employer****# a102a2: M3A102 Other African/Female**

Statistics [NW/ W] [Valid=34 /-] [Invalid=471 /-] [Mean=1.147 /-] [StdDev=5.344 /-]

**# m3a102c: M3:A102c Rwandese Total shareholders**

Information [Type= continuous] [Format=numeric] [Range= 0-150] [Missing=\*/999]

Statistics [NW/ W] [Valid=34 /-] [Invalid=471 /-] [Mean=24.588 /-] [StdDev=38.015 /-]

**# m3a102f: M3:A102f Other EAC Total shareholders**

Information [Type= discrete] [Format=numeric] [Range= 0-1] [Missing=\*/999]

Statistics [NW/ W] [Valid=34 /-] [Invalid=471 /-] [Mean=0.0588 /-] [StdDev=0.239 /-]

Value	Label	Cases	Percentage
0		32	94.1%
1		2	5.9%
999		1	
Sysmiss		470	

Warning: these figures indicate the number of cases found in the data file. They cannot be interpreted as summary statistics of the population of interest.

<b># m3a102i: M3:A102i Rest of the World Total shareholders</b>			
<b>Information</b>	[Type= discrete] [Format=numeric] [Range= 0-0] [Missing=* /999]		
<b>Statistics [NW/ W]</b>	[Valid=34 /-] [Invalid=471 /-] [Mean=0 /-] [StdDev=0 /-]		
<b>Value</b>	<b>Label</b>	<b>Cases</b>	<b>Percentage</b>
0		34	100.0%
999		1	
Sysmiss		470	
<i>Warning: these figures indicate the number of cases found in the data file. They cannot be interpreted as summary statistics of the population of interest.</i>			
<b># a102a3: M3A102 Other African Total</b>			
<b>Information</b>	[Type= continuous] [Format=numeric] [Range= 0-105] [Missing=* /999]		
<b>Statistics [NW/ W]</b>	[Valid=34 /-] [Invalid=471 /-] [Mean=4.794 /-] [StdDev=19.045 /-]		
<b># m3a102j: M3:A102j Total Male shareholders</b>			
<b>Information</b>	[Type= continuous] [Format=numeric] [Range= 0-148] [Missing=* /999]		
<b>Statistics [NW/ W]</b>	[Valid=34 /-] [Invalid=471 /-] [Mean=19.029 /-] [StdDev=34.186 /-]		
<b># m3a102k: M3:A102k Total female shareholders</b>			
<b>Information</b>	[Type= continuous] [Format=numeric] [Range= 0-75] [Missing=* /999]		
<b>Statistics [NW/ W]</b>	[Valid=34 /-] [Invalid=471 /-] [Mean=10.294 /-] [StdDev=17.197 /-]		
<b># m3a102l: M3:A102l Total shareholders</b>			
<b>Information</b>	[Type= continuous] [Format=numeric] [Range= 0-210] [Missing=* /999]		
<b>Statistics [NW/ W]</b>	[Valid=34 /-] [Invalid=471 /-] [Mean=29.324 /-] [StdDev=47.403 /-]		
<b># m3a103: M3:A103 Ownership of premises</b>			
<b>Information</b>	[Type= discrete] [Format=numeric] [Range= 1-9] [Missing=*]		
<b>Statistics [NW/ W]</b>	[Valid=505 /-] [Invalid=0 /-]		
<b>Value</b>	<b>Label</b>	<b>Cases</b>	<b>Percentage</b>
1	Fully owned	294	58.2%
2	Joint ownership	18	3.6%
3	Rented	9	1.8%
4	Permitted by others to use site	6	1.2%
5	Donated by Government	14	2.8%
6	Government establishment	128	25.3%
7	Other	36	7.1%
9	Missing	0	
<i>Warning: these figures indicate the number of cases found in the data file. They cannot be interpreted as summary statistics of the population of interest.</i>			
<b># m3a103a: M3:A103 Other Specify</b>			
<b>Information</b>	[Type= discrete] [Format=character] [Missing=*]		
<b>Statistics [NW/ W]</b>	[Valid=36 /-] [Invalid=0 /-]		
<b>Value</b>	<b>Label</b>	<b>Cases</b>	<b>Percentage</b>
ABENEBIKIRA		1	2.8%
APROSCUL ASBL		1	2.8%
CATHOLIC CHURCH		1	2.8%
EAR DIOCESE KIGEME		1	2.8%

# m3a103a: M3:A103 Other Specify

Value	Label	Cases	Percentage
EGLISE		1	2.8%
EGLISE CATHOLIQUE		2	5.6%
HAMWE NAHIKIGO		1	2.8%
IDINI		1	2.8%
IDINI ADEPER		1	2.8%
IDINI(EAR)		1	2.8%
ITORERO		1	2.8%
ITORERO METHODISTE		1	2.8%
KILIZIYA GATOLIKA		1	2.8%
KIRIZIYA CATHOLIQUE		1	2.8%
KIRIZIYA GATOLIKA		1	2.8%
N'AH'IDINI		1	2.8%
N'AHA CATHOLIQUE		1	2.8%
N'AHA EAR		1	2.8%
N'AHA KIRIZIYA		1	2.8%
NAH'IDINI		2	5.6%
NAH'UMUSIGIT		1	2.8%
NAHA EGLISE		1	2.8%
NAHA EGLISE CATHOLIQUE		1	2.8%
NAHIDINI		1	2.8%
NI AHA DIOCESE NYUNDO		1	2.8%
NI AHA KILIZIYA		1	2.8%
NI AHA KIRIZIYA		1	2.8%
NI AHAKIRIZIYA		1	2.8%
NICYA AEER		1	2.8%
eglise catholique		1	2.8%
idini na leta		1	2.8%
naha eglise		1	2.8%
naha kiriziya gatorika		1	2.8%
ni ah'idini		1	2.8%

Warning: these figures indicate the number of cases found in the data file. They cannot be interpreted as summary statistics of the population of interest.

# m3a104a: M3:A104a access to the Postal services?

<b>Information</b>	[Type= discrete] [Format=numeric] [Range= 1-9] [Missing=*]
<b>Statistics [NW/ W]</b>	[Valid=505 /-] [Invalid=0 /-]



**# m3a104a: M3:A104a access to the Postal services?**

Value	Label	Cases	Percentage
1	Yes	160	31.7%
2	No	345	68.3%
9	Missing	0	

Warning: these figures indicate the number of cases found in the data file. They cannot be interpreted as summary statistics of the population of interest.

**# m3a104b: M3:A104b access to Sick bay/ sick room?**

<b>Information</b>	[Type= discrete] [Format=numeric] [Range= 1-9] [Missing=*]
<b>Statistics [NW/ W]</b>	[Valid=505 /-] [Invalid=0 /-]

Value	Label	Cases	Percentage
1	Yes	44	8.7%
2	No	461	91.3%
9	Missing	0	

Warning: these figures indicate the number of cases found in the data file. They cannot be interpreted as summary statistics of the population of interest.

**# m3a104c: M3:A104c access to Internet?**

<b>Information</b>	[Type= discrete] [Format=numeric] [Range= 1-9] [Missing=*]
<b>Statistics [NW/ W]</b>	[Valid=505 /-] [Invalid=0 /-]

Value	Label	Cases	Percentage
1	Yes	132	26.1%
2	No	373	73.9%
9	Missing	0	

Warning: these figures indicate the number of cases found in the data file. They cannot be interpreted as summary statistics of the population of interest.

**# m3a104d: M3:A104d access to Computer laboratory?**

<b>Information</b>	[Type= discrete] [Format=numeric] [Range= 1-9] [Missing=*]
<b>Statistics [NW/ W]</b>	[Valid=505 /-] [Invalid=0 /-]

Value	Label	Cases	Percentage
1	Yes	145	28.7%
2	No	360	71.3%
9	Missing	0	

Warning: these figures indicate the number of cases found in the data file. They cannot be interpreted as summary statistics of the population of interest.

**# m3a104e: M3:A104e access to Science laboratory?**

<b>Information</b>	[Type= discrete] [Format=numeric] [Range= 1-9] [Missing=*]
<b>Statistics [NW/ W]</b>	[Valid=505 /-] [Invalid=0 /-]

Value	Label	Cases	Percentage
1	Yes	79	15.6%
2	No	426	84.4%
9	Missing	0	

Warning: these figures indicate the number of cases found in the data file. They cannot be interpreted as summary statistics of the population of interest.

**# m3a104f: M3:A104f access to the Electricity?**

<b>Information</b>	[Type= discrete] [Format=numeric] [Range= 1-9] [Missing=*]
<b>Statistics [NW/ W]</b>	[Valid=505 /-] [Invalid=0 /-]

Value	Label	Cases	Percentage
1	Yes	247	48.9%

<b># m3a104f: M3:A104f access to the Electricity?</b>			
Value	Label	Cases	Percentage
2	No	258	51.1%
9	Missing	0	
<i>Warning: these figures indicate the number of cases found in the data file. They cannot be interpreted as summary statistics of the population of interest.</i>			
<b># m3a104g: M3:A104g access to Water?</b>			
<b>Information</b>	[Type= discrete] [Format=numeric] [Range= 1-9] [Missing=*]		
<b>Statistics [NW/ W]</b>	[Valid=505 /-] [Invalid=0 /-]		
Value	Label	Cases	Percentage
1	Yes	309	61.2%
2	No	196	38.8%
9	Missing	0	
<i>Warning: these figures indicate the number of cases found in the data file. They cannot be interpreted as summary statistics of the population of interest.</i>			
<b># m3b010a: M3:B010 3. Total number of employees 2008(a)</b>			
<b>Information</b>	[Type= continuous] [Format=numeric] [Range= 0-429] [Missing=* /99/999]		
<b>Statistics [NW/ W]</b>	[Valid=468 /-] [Invalid=37 /-] [Mean=21.162 /-] [StdDev=26.437 /-]		
<b># m3b010d: M3:B010 4. Teaching/Training 2008(a)</b>			
<b>Information</b>	[Type= continuous] [Format=numeric] [Range= 0-348] [Missing=* /99/999]		
<b>Statistics [NW/ W]</b>	[Valid=468 /-] [Invalid=37 /-] [Mean=15.09 /-] [StdDev=19.921 /-]		
<b># m3b010g: M3:B010 5. Administration 2008(a)</b>			
<b>Information</b>	[Type= continuous] [Format=numeric] [Range= 0-67] [Missing=* /99/999]		
<b>Statistics [NW/ W]</b>	[Valid=467 /-] [Invalid=38 /-] [Mean=2.522 /-] [StdDev=4.697 /-]		
<b># m3b010j: M3:B010 6. Support staff 2008(a)</b>			
<b>Information</b>	[Type= continuous] [Format=numeric] [Range= 0-44] [Missing=* /99/999]		
<b>Statistics [NW/ W]</b>	[Valid=468 /-] [Invalid=37 /-] [Mean=3.556 /-] [StdDev=5.581 /-]		
<b># m3b010b: M3:B010 3. Total number of employees 2009(b)</b>			
<b>Information</b>	[Type= continuous] [Format=numeric] [Range= 0-483] [Missing=* /99/999]		
<b>Statistics [NW/ W]</b>	[Valid=492 /-] [Invalid=13 /-] [Mean=22.138 /-] [StdDev=27.576 /-]		
<b># m3b010e: M3:B010 4. Teaching/Training 2009(b)</b>			
<b>Information</b>	[Type= continuous] [Format=numeric] [Range= 0-392] [Missing=* /99/999]		
<b>Statistics [NW/ W]</b>	[Valid=492 /-] [Invalid=13 /-] [Mean=15.744 /-] [StdDev=21.579 /-]		
<b># m3b010h: M3:B010 5. Administration 2009(b)</b>			
<b>Information</b>	[Type= continuous] [Format=numeric] [Range= 0-60] [Missing=* /99/999]		
<b>Statistics [NW/ W]</b>	[Valid=491 /-] [Invalid=14 /-] [Mean=2.666 /-] [StdDev=4.632 /-]		
<b># m3b010k: M3:B010 6. Support staff 2009(b)</b>			
<b>Information</b>	[Type= continuous] [Format=numeric] [Range= 0-39] [Missing=* /99/999]		
<b>Statistics [NW/ W]</b>	[Valid=492 /-] [Invalid=13 /-] [Mean=3.734 /-] [StdDev=5.259 /-]		
<b># m3b010c: M3:B010 3. Total number of employees 2010(c)</b>			
<b>Information</b>	[Type= continuous] [Format=numeric] [Range= 0-501] [Missing=* /99/999]		
<b>Statistics [NW/ W]</b>	[Valid=494 /-] [Invalid=11 /-] [Mean=24.026 /-] [StdDev=28.577 /-]		

<b># m3b010f: M3:B010 4. Teaching/Training 2010(c)</b>			
<b>Information</b>	[Type= continuous] [Format=numeric] [Range= 0-412] [Missing=*/99/999]		
<b>Statistics [NW/ W]</b>	[Valid=494 /-] [Invalid=11 /-] [Mean=17.188 /-] [StdDev=23.008 /-]		
<b># m3b010i: M3:B010 5. Administration 2010(c)</b>			
<b>Information</b>	[Type= continuous] [Format=numeric] [Range= 0-58] [Missing=*/99/999]		
<b>Statistics [NW/ W]</b>	[Valid=493 /-] [Invalid=12 /-] [Mean=2.773 /-] [StdDev=4.141 /-]		
<b># m3b010l: M3:B010 6. Support staff 2010(c)</b>			
<b>Information</b>	[Type= continuous] [Format=numeric] [Range= 0-39] [Missing=*/99/999]		
<b>Statistics [NW/ W]</b>	[Valid=494 /-] [Invalid=11 /-] [Mean=4.071 /-] [StdDev=5.492 /-]		
<b># m3bo11a: M3:BO11 How many of them are permanent? 2008(a)</b>			
<b>Information</b>	[Type= continuous] [Format=numeric] [Range= 0-203] [Missing=*/999]		
<b>Statistics [NW/ W]</b>	[Valid=469 /-] [Invalid=36 /-] [Mean=18.77 /-] [StdDev=18.188 /-]		
<b># m3bo11b: M3:BO11 How many of them are permanent? 2009(b)</b>			
<b>Information</b>	[Type= continuous] [Format=numeric] [Range= 0-483] [Missing=*/999]		
<b>Statistics [NW/ W]</b>	[Valid=493 /-] [Invalid=12 /-] [Mean=20.412 /-] [StdDev=27.426 /-]		
<b># m3bo11c: M3:BO11 How many of them are permanent? 2010(c)</b>			
<b>Information</b>	[Type= continuous] [Format=numeric] [Range= 0-501] [Missing=*/999]		
<b>Statistics [NW/ W]</b>	[Valid=495 /-] [Invalid=10 /-] [Mean=21.964 /-] [StdDev=27.936 /-]		
<b># m3b020a: M3:B020 3. Total number of employees turnover for 2008</b>			
<b>Information</b>	[Type= continuous] [Format=numeric] [Range= 0-42] [Missing=*/999]		
<b>Statistics [NW/ W]</b>	[Valid=474 /-] [Invalid=31 /-] [Mean=1.646 /-] [StdDev=3.497 /-]		
<b># m3b020d: M3:B020 4. total number of employees turnover for Teaching/T2008</b>			
<b>Information</b>	[Type= continuous] [Format=numeric] [Range= 0-40] [Missing=*/999]		
<b>Statistics [NW/ W]</b>	[Valid=474 /-] [Invalid=31 /-] [Mean=1.31 /-] [StdDev=2.859 /-]		
<b># m3b020g: M3:B020 5. total number of employees turnover for Administra2008</b>			
<b>Information</b>	[Type= discrete] [Format=numeric] [Range= 0-11] [Missing=*/999]		
<b>Statistics [NW/ W]</b>	[Valid=473 /-] [Invalid=32 /-] [Mean=0.165 /-] [StdDev=0.691 /-]		
Value	Label	Cases	Percentage
0		424	89.6%
1		34	7.2%
2		10	2.1%
3		3	0.6%
4		1	0.2%
11		1	0.2%
999		32	
<i>Warning: these figures indicate the number of cases found in the data file. They cannot be interpreted as summary statistics of the population of interest.</i>			
<b># m3b020j: M3:B020 6. total number of employees turnover for Support st2008</b>			
<b>Information</b>	[Type= discrete] [Format=numeric] [Range= 0-10] [Missing=*/999]		
<b>Statistics [NW/ W]</b>	[Valid=473 /-] [Invalid=32 /-] [Mean=0.171 /-] [StdDev=0.749 /-]		
Value	Label	Cases	Percentage
0		428	90.5%

<b># m3b020j: M3:B020 6. total number of employees turnover for Support st2008</b>			
Value	Label	Cases	Percentage
1		29	6.1%
2		11	2.3%
3		1	0.2%
5		1	0.2%
6		2	0.4%
10		1	0.2%
999		32	
<i>Warning: these figures indicate the number of cases found in the data file. They cannot be interpreted as summary statistics of the population of interest.</i>			
<b># m3b020b: M3:B020 3. Total number of employees turnover for 2009</b>			
<b>Information</b>	[Type= continuous] [Format=numeric] [Range= 0-53] [Missing=*/999]		
<b>Statistics [NW/ W]</b>	[Valid=490 /-] [Invalid=15 /-] [Mean=2.208 /-] [StdDev=3.897 /-]		
<b># m3b020e: M3:B020 4. total number of employees turnover for Teaching/T2009</b>			
<b>Information</b>	[Type= continuous] [Format=numeric] [Range= 0-46] [Missing=*/999]		
<b>Statistics [NW/ W]</b>	[Valid=490 /-] [Invalid=15 /-] [Mean=1.739 /-] [StdDev=3.184 /-]		
<b># m3b020h: M3:B020 5. total number of employees turnover for Administra2009</b>			
<b>Information</b>	[Type= discrete] [Format=numeric] [Range= 0-10] [Missing=*/999]		
<b>Statistics [NW/ W]</b>	[Valid=489 /-] [Invalid=16 /-] [Mean=0.272 /-] [StdDev=0.89 /-]		
Value	Label	Cases	Percentage
0		408	83.4%
1		58	11.9%
2		15	3.1%
3		2	0.4%
4		2	0.4%
5		1	0.2%
7		1	0.2%
9		1	0.2%
10		1	0.2%
999		16	
<i>Warning: these figures indicate the number of cases found in the data file. They cannot be interpreted as summary statistics of the population of interest.</i>			
<b># m3b020k: M3:B020 6. total number of employees turnover for Support st2009</b>			
<b>Information</b>	[Type= discrete] [Format=numeric] [Range= 0-9] [Missing=*/999]		
<b>Statistics [NW/ W]</b>	[Valid=488 /-] [Invalid=17 /-] [Mean=0.199 /-] [StdDev=0.725 /-]		
Value	Label	Cases	Percentage
0		428	87.7%
1		44	9.0%
2		9	1.8%
4		4	0.8%
5		2	0.4%
9		1	0.2%
999		17	
<i>Warning: these figures indicate the number of cases found in the data file. They cannot be interpreted as summary statistics of the population of interest.</i>			

<b># m3b020c: M3:B020 3. Total number of employees turnover for 2010</b>			
<b>Information</b>	[Type= continuous] [Format=numeric] [Range= 0-56] [Missing=*/999]		
<b>Statistics [NW/ W]</b>	[Valid=493 /-] [Invalid=12 /-] [Mean=2.657 /-] [StdDev=4.047 /-]		
<b># m3b020f: M3:B020 4. total number of employees turnover for Teaching/T2010</b>			
<b>Information</b>	[Type= continuous] [Format=numeric] [Range= 0-53] [Missing=*/999]		
<b>Statistics [NW/ W]</b>	[Valid=493 /-] [Invalid=12 /-] [Mean=2.059 /-] [StdDev=3.592 /-]		
<b># m3b020i: M3:B020 5. total number of employees turnover for Administra2010</b>			
<b>Information</b>	[Type= discrete] [Format=numeric] [Range= 0-7] [Missing=*/999]		
<b>Statistics [NW/ W]</b>	[Valid=492 /-] [Invalid=13 /-] [Mean=0.293 /-] [StdDev=0.675 /-]		
Value	Label	Cases	Percentage
0		385	78.3%
1		83	16.9%
2		16	3.3%
3		6	1.2%
4		1	0.2%
7		1	0.2%
999		13	
<i>Warning: these figures indicate the number of cases found in the data file. They cannot be interpreted as summary statistics of the population of interest.</i>			
<b># m3b020l: M3:B020 6. total number of employees turnover for Support st2010</b>			
<b>Information</b>	[Type= discrete] [Format=numeric] [Range= 0-11] [Missing=*/999]		
<b>Statistics [NW/ W]</b>	[Valid=491 /-] [Invalid=14 /-] [Mean=0.308 /-] [StdDev=0.988 /-]		
Value	Label	Cases	Percentage
0		417	84.9%
1		37	7.5%
2		23	4.7%
3		5	1.0%
4		3	0.6%
5		1	0.2%
6		3	0.6%
7		1	0.2%
11		1	0.2%
999		14	
<i>Warning: these figures indicate the number of cases found in the data file. They cannot be interpreted as summary statistics of the population of interest.</i>			
<b># m3b030: M3:B030 Most common reason for staff turn over among male em</b>			
<b>Information</b>	[Type= discrete] [Format=numeric] [Range= 1-99] [Missing=*]		
<b>Statistics [NW/ W]</b>	[Valid=505 /-] [Invalid=0 /-]		
Value	Label	Cases	Percentage
1	Low pay	109	21.6%
2	Poor working conditions	18	3.6%
3	Late payment	1	0.2%
4	Lack of amenities for staff	0	
5	Marital	7	1.4%
6	Dismissal	29	5.7%
7	Others	180	35.6%

**# m3b030: M3:B030 Most common reason for staff turn over among male em**

Value	Label	Cases	Percentage
8	Not applicable	157	31.1%
99	Not stated	4	0.8%

Warning: these figures indicate the number of cases found in the data file. They cannot be interpreted as summary statistics of the population of interest.

**# m3b030a: M3:B030a Other Specify**

<b>Information</b>	[Type= discrete] [Format=character] [Missing=*]
<b>Statistics [NW/ W]</b>	[Valid=176 /-] [Invalid=0 /-]

Value	Label	Cases	Percentage
2010 ikigo cyari kitarabaho		1	0.6%
AKANDI KAZI		1	0.6%
ARIKORERA		1	0.6%
BABAHAYE INDI MIRIMO		1	0.6%
BABONYE AKAZI AHANDI		2	1.1%
BABUZE ICYO KWIGISHA		1	0.6%
BAGIYE GUKOMEZA AMASOMO		1	0.6%
BAGIYE KWIGA		7	4.0%
BAGIYE MU NZEGO ZA LETA		1	0.6%
BAHAWE AKAZI AHANDI		1	0.6%
BAHINDUYE AKAZI		1	0.6%
BARIMUWE AHO BAKORERA		1	0.6%
BASUBIYE KWIGA		1	0.6%
Bagiye gukomeza amasomo kwiga		1	0.6%
CONTINUE THEIR STUDIES		1	0.6%
CYARI KITARATANGIF		2	1.1%
CYATANGIYE 2011		1	0.6%
DOCUMENT ZITUZUYE N'UBUJURA		1	0.6%
GUFUNGWA		1	0.6%
GUHAGARIKW. KW'IKIGO		1	0.6%

# m3b030a: M3:B030a Other Specify

Value	Label	Cases	Percentage
GUHINDURA AKAZI		3	1.7%
GUHINDURA IMIRIMO		1	0.6%
GUHINDURIRW AKAZI		2	1.1%
GUHINDURIRW IKIGO		2	1.1%
GUHINDURIRW UMURIMO		1	0.6%
GUHUNGA		1	0.6%
GUKOMEZA AMASHULI		1	0.6%
GUKOMEZA AMASHURI		2	1.1%
GUKORERA HAFI Y'URUGO		1	0.6%
GUSEZERA KU BUSHAKE		1	0.6%
GUSHAKA AKANDI KAZI		1	0.6%
GUSHAKA AKAZI AHANDI		1	0.6%
GUSUBIRA KWIGA		3	1.7%
GUSUBUKURA AMASOMO		1	0.6%
GUTIZA UMWARIMU WA LETA		1	0.6%
GUTURA HAFI Y'AKAZI		1	0.6%
GUTURA KURE Y'AKAZI		1	0.6%
Guhindurirwa akazi		1	0.6%
IBYO BIGISHAGA BYARI BIVUYEHO		1	0.6%
IHINDUKA RY'IMIKORERE		1	0.6%
IMPAMVU YAMASOMO		1	0.6%
IMPAMVU YO KWIGA		1	0.6%
IMPAMVU Z'UMURYANGC		1	0.6%
IMPAMVU ZABO		2	1.1%
IMPAMVU ZE BWITE		1	0.6%

# m3b030a: M3:B030a Other Specify

Value	Label	Cases	Percentage
ISHURI		1	0.6%
IVEAU NTOYA		1	0.6%
KOROHEREZW, URUGENDO		3	1.7%
KU GITI CYE		1	0.6%
KU MPAMVU ZO KWIGA		1	0.6%
KUBERA KUNVAHO KWA TRONC COMMUN		1	0.6%
KUJYA GUKOMEZA AMASHURI		1	0.6%
KUJYA GUKORA AHANDI		1	0.6%
KUJYA KIGA		1	0.6%
KUJYA KWIGA		8	4.5%
KUKOMEZA KWIGA		1	0.6%
KUZAMURWA MUNTERA		1	0.6%
KWEGERA IMIRYANGO YABO		1	0.6%
KWEGERA MU RUGO		1	0.6%
KWEGERA UMURYANGO		2	1.1%
KWIGA		18	10.2%
KWIGA &KWEGERA UMURYANGO		1	0.6%
KWIGA,GUHINI UMURIMO		1	0.6%
KWIGISHA ABANDI		1	0.6%
KWIGISHA HAFI YIWABO		1	0.6%
KWIMUKA		1	0.6%
KWIMUKIRA IWABO		1	0.6%
Kugenda kwiga		1	0.6%
Kwiga muri university		1	0.6%
MITATION		2	1.1%
MITATION(Kuge Familles		1	0.6%
MUTATION		16	9.1%
NTA O LEVEL YARI IHARI		1	0.6%



# m3b030a: M3:B030a Other Specify

Value	Label	Cases	Percentage
NTA SECONDAIRE YARI IHARI		1	0.6%
NTIYUBAHIRIZ INSHINGANO ZE		1	0.6%
PANSION		1	0.6%
PERSON REASON		1	0.6%
PROMOTION		2	1.1%
STUDIES		2	1.1%
STUDY LEAVE TERMINATION OF CON		1	0.6%
TRANSFER KU KINDI KIGO		1	0.6%
UBURWAYI		1	0.6%
URUPFU		1	0.6%
YABONYE AHOGUKORA HAFI YIWE		1	0.6%
YABONYE AKANDI KAZI		1	0.6%
YAGIYE KWIGA		7	4.0%
YAGIYE KWIKORERA KU GITI CYE		1	0.6%
YAHAWA MUTATION		1	0.6%
YAHINDURIWE AKAZI		1	0.6%
YAHINDURIWE UMWANYA		1	0.6%
YAHINDUYE AKAZI		1	0.6%
YAHUNZE GACACA		1	0.6%
YARAFUYE		1	0.6%
YARAGIYE KUGIRA NGO YIGE		1	0.6%
YARIMUSTE		1	0.6%
YITABYE IMANA		1	0.6%
bagiye kwiga		1	0.6%
guhabwa mutation		1	0.6%
ikigo nticyariho		2	1.1%
ku mpamvu zo kwiga		1	0.6%
kujya gushaka akazi ahandi		1	0.6%

### # m3b030a: M3:B030a Other Specify

Value	Label	Cases	Percentage
kujya kwiga		1	0.6%
kwegera mu rugo		1	0.6%
kwimuka		1	0.6%
mutation		3	1.7%
yagiye kwiga		1	0.6%

Warning: these figures indicate the number of cases found in the data file. They cannot be interpreted as summary statistics of the population of interest.

### # m3b040: M3:B040 Most common reason for staff turn over among male em

<b>Information</b>	[Type= discrete] [Format=numeric] [Range= 1-99] [Missing=*]
<b>Statistics [NW/ W]</b>	[Valid=505 /-] [Invalid=0 /-]

Value	Label	Cases	Percentage
1	Low pay	69	13.7%
2	Poor working conditions	15	3.0%
3	Late payment	0	
4	Lack of amenities for staff	1	0.2%
5	Marital	40	7.9%
6	Dismisal	18	3.6%
7	Others	127	25.1%
8	Not applicable	230	45.5%
99	Not stated	5	1.0%

Warning: these figures indicate the number of cases found in the data file. They cannot be interpreted as summary statistics of the population of interest.

### # m3b040a: M3B040a Other Specify

<b>Information</b>	[Type= discrete] [Format=character] [Missing=*]
<b>Statistics [NW/ W]</b>	[Valid=126 /-] [Invalid=0 /-]

Value	Label	Cases	Percentage
2010 ikigo cyari kitarabaho		1	0.8%
7		1	0.8%
BABONYE AKAZI AHANDI		1	0.8%
BAGIYE KU MPAMVU ZABO BWITE		1	0.8%
BAGIYE KWIGA		3	2.4%
BAHAWE AKAZI AHANDI		1	0.8%
BAHAWE MUTATION		1	0.8%
BARI BAGIYE KWIVUZA/ KUBAHO		1	0.8%
CYARI KITARATANGIF		2	1.6%
CYATANGIYE 2011		1	0.8%

# m3b040a: M3B040a Other Specify

Value	Label	Cases	Percentage
GUHAGARIKW. KW'IKIGO		1	0.8%
GUHINDURA AKAZI		2	1.6%
GUHINDURA AKAZI KU GITI CYABO		1	0.8%
GUHINDURA IMIRIMO		1	0.8%
GUHINDURA UMURIMO		1	0.8%
GUHINDURIRW IKIGO		2	1.6%
GUHINDURIRW IMIRIMO		1	0.8%
GUKOMEZA AMASHURI		3	2.4%
GUSHAKA NO GUHINDURIRW IKIGO		1	0.8%
IBYO YIGISHAGA BYARI BIRANGIYE		1	0.8%
IMPAMVU YO KWIGA		1	0.8%
IMPAMVU Z'URUGENDO RURERURE		1	0.8%
IMPAMVU ZABO		1	0.8%
IMPAMVU ZABO BWITE		1	0.8%
IMPAMVU ZO KWIGA		1	0.8%
IMPAMVUZE BWITE		1	0.8%
KOROHEREZW.		1	0.8%
KUBERA KVAHO KWA TRONC COMMUN		1	0.8%
KUBONA AKANDI KAZI		1	0.8%
KUJYA GUKORA AHANDI		1	0.8%
KUJYA KWIGA		6	4.8%
KUJYA MU BUCURUZI		1	0.8%
KUSUBIRA KWIGA		1	0.8%
KWEGERA AKAZI		1	0.8%

# m3b040a: M3B040a Other Specify

Value	Label	Cases	Percentage
KWEGERA IMIRYANGO YABO		1	0.8%
KWEGERA IWABO		1	0.8%
KWEGERA UMURYANGO		3	2.4%
KWIGA		11	8.7%
KWIGA &KWEGERA UMURYANGO		1	0.8%
KWIGA KAMINUZA		1	0.8%
KWIGISHA AHANDI		1	0.8%
KWIGISHA HAFI Y'IWABO		1	0.8%
KWIMUKA		1	0.8%
KWIMUKIRA IWABO		1	0.8%
KWIMURIRWA AHANDI		1	0.8%
MITATION		2	1.6%
MUNZEGO ZA LETA		1	0.8%
MUTATION		10	7.9%
MUTATION SCOLAIRE		2	1.6%
NTA SECONDAIRE YARI IHARI		1	0.8%
RETURN TO SCHOOL		1	0.8%
STUDIES		2	1.6%
TRANSFERT		1	0.8%
UBURWAYI		1	0.8%
UMWE KUJYA KWIGA		1	0.8%
UMWE YARAPFUYE UNDI AJYA KWIGA		1	0.8%
YABONYE AHANDI AKAZI		1	0.8%
YABONYE PROMOTION		1	0.8%
YAGIYE GUKORA AHANDI		1	0.8%
YAGIYE GUSHAKA AKAZI AHANDI		1	0.8%

**# m3b040a: M3B040a Other Specify**

Value	Label	Cases	Percentage
YAGIYE HAFI YIWABO		1	0.8%
YAGIYE KWIGA		6	4.8%
YAGIYE MU MAHANGA		1	0.8%
YAHAWWE MUTATION		1	0.8%
YAHINDUYE AKAZI		1	0.8%
YARAPFUYE		1	0.8%
YARI A3 BARAMUSEZEF		1	0.8%
YARI TEMPORAIRE		1	0.8%
YASABYE KWIMURWA GUSA		1	0.8%
YIMUWE N'UMUKORESHWE		1	0.8%
akandi kazi		1	0.8%
guhindurirwa imirimo		1	0.8%
gutandukana n'abagabo babo		1	0.8%
ikigo nticyariho		2	1.6%
impamvu ze bwite		1	0.8%
kugenda kwiga		1	0.8%
kujya kwiga		1	0.8%
kwiga		2	1.6%
mitation		1	0.8%
mutation		3	2.4%
yagiye agiye kwiga		1	0.8%

*Warning: these figures indicate the number of cases found in the data file. They cannot be interpreted as summary statistics of the population of interest.*

**# M3030A0: Does your establishment have a plan to increase or decrease the no of employees ?**

<b>Information</b>	[Type= discrete] [Format=numeric] [Range= 1-9] [Missing=*]
<b>Statistics [NW/ W]</b>	[Valid=505 /-] [Invalid=0 /-]

Value	Label	Cases	Percentage
1	Yes	340	67.3%
2	No	146	28.9%
9	Not stated	19	3.8%

*Warning: these figures indicate the number of cases found in the data file. They cannot be interpreted as summary statistics of the population of interest.*

**# m3e010: M3E010 Does your establishment have a staff training and dev**

<b>Information</b>	[Type= discrete] [Format=numeric] [Range= 1-9] [Missing=*]
<b>Statistics [NW/ W]</b>	[Valid=505 /-] [Invalid=0 /-]

**# m3e010: M3E010 Does your establishment have a staff training and dev**

Value	Label	Cases	Percentage
1	Yes	406	80.4%
2	No	95	18.8%
9	Not stated	4	0.8%

*Warning: these figures indicate the number of cases found in the data file. They cannot be interpreted as summary statistics of the population of interest.*

**# m3e020a: M3E020 Apprenticeship**

<b>Information</b>	[Type= discrete] [Format=numeric] [Range= 1-9] [Missing=*]
--------------------	--

<b>Statistics [NW/ W]</b>	[Valid=406 /-] [Invalid=99 /-]
---------------------------	--------------------------------

Value	Label	Cases	Percentage
1	Yes	183	45.1%
2	No	223	54.9%
9	Not stated	0	
Sysmiss		99	

*Warning: these figures indicate the number of cases found in the data file. They cannot be interpreted as summary statistics of the population of interest.*

**# m3e020b: M3E020 On the-job-training**

<b>Information</b>	[Type= discrete] [Format=numeric] [Range= 1-9] [Missing=*]
--------------------	--

<b>Statistics [NW/ W]</b>	[Valid=406 /-] [Invalid=99 /-]
---------------------------	--------------------------------

Value	Label	Cases	Percentage
1	Yes	204	50.2%
2	No	202	49.8%
9	Not stated	0	
Sysmiss		99	

*Warning: these figures indicate the number of cases found in the data file. They cannot be interpreted as summary statistics of the population of interest.*

**# m3e020c: M3E020 Own Training Centre**

<b>Information</b>	[Type= discrete] [Format=numeric] [Range= 1-9] [Missing=*]
--------------------	--

<b>Statistics [NW/ W]</b>	[Valid=406 /-] [Invalid=99 /-]
---------------------------	--------------------------------

Value	Label	Cases	Percentage
1	Yes	55	13.5%
2	No	351	86.5%
9	Not stated	0	
Sysmiss		99	

*Warning: these figures indicate the number of cases found in the data file. They cannot be interpreted as summary statistics of the population of interest.*

<b># m3e020d: M3E020 Sponsorship to training instit. (local)</b>			
<b>Information</b>	[Type= discrete] [Format=numeric] [Range= 1-9] [Missing=*]		
<b>Statistics [NW/ W]</b>	[Valid=406 /-] [Invalid=99 /-]		
<b>Value</b>	<b>Label</b>	<b>Cases</b>	<b>Percentage</b>
1	Yes	77	19.0%
2	No	329	81.0%
9	Not stated	0	
Sysmiss		99	
<i>Warning: these figures indicate the number of cases found in the data file. They cannot be interpreted as summary statistics of the population of interest.</i>			
<b># m3e020e: M3E020 Sponsorship to training instit. (abroad)</b>			
<b>Information</b>	[Type= discrete] [Format=numeric] [Range= 1-9] [Missing=*]		
<b>Statistics [NW/ W]</b>	[Valid=406 /-] [Invalid=99 /-]		
<b>Value</b>	<b>Label</b>	<b>Cases</b>	<b>Percentage</b>
1	Yes	31	7.6%
2	No	375	92.4%
9	Not stated	0	
Sysmiss		99	
<i>Warning: these figures indicate the number of cases found in the data file. They cannot be interpreted as summary statistics of the population of interest.</i>			
<b># m3e020f: M3E020 Workshops</b>			
<b>Information</b>	[Type= discrete] [Format=numeric] [Range= 1-9] [Missing=*]		
<b>Statistics [NW/ W]</b>	[Valid=406 /-] [Invalid=99 /-]		
<b>Value</b>	<b>Label</b>	<b>Cases</b>	<b>Percentage</b>
1	Yes	339	83.5%
2	No	67	16.5%
9	Not stated	0	
Sysmiss		99	
<i>Warning: these figures indicate the number of cases found in the data file. They cannot be interpreted as summary statistics of the population of interest.</i>			
<b># m3e020g: M3E020 Other programs</b>			
<b>Information</b>	[Type= discrete] [Format=numeric] [Range= 1-9] [Missing=*]		
<b>Statistics [NW/ W]</b>	[Valid=406 /-] [Invalid=99 /-]		
<b>Value</b>	<b>Label</b>	<b>Cases</b>	<b>Percentage</b>
1	Yes	17	4.2%
2	No	389	95.8%
9	Not stated	0	
Sysmiss		99	
<i>Warning: these figures indicate the number of cases found in the data file. They cannot be interpreted as summary statistics of the population of interest.</i>			
<b># m3e020h: M3E020 Other programs (specify)</b>			
<b>Information</b>	[Type= discrete] [Format=character] [Missing=*]		
<b>Statistics [NW/ W]</b>	[Valid=17 /-] [Invalid=0 /-]		
<b>Value</b>	<b>Label</b>	<b>Cases</b>	<b>Percentage</b>
AMAHUGURWA ATANGWA NITORERO		1	5.9%

<b># m3e020h: M3E020 Other programs (specify)</b>			
<b>Value</b>	<b>Label</b>	<b>Cases</b>	<b>Percentage</b>
AMAHUGURWA ATEGURWA NA LETA		2	11.8%
BATUMAHO UMUNTU W'INZOBERE		1	5.9%
COUNSELLING		1	5.9%
DAY OUT		1	5.9%
IMISHINGA YO KUBURENGAN MUNT		1	5.9%
IMYOROROKER Y'ABANA		1	5.9%
INAMA ZINYURANYE		1	5.9%
INGENDO SHURI		1	5.9%
INGENDOSHUR		2	11.8%
KWIGA ICYONGEREZA		1	5.9%
KWIGISHANYA METHODOLOGI		1	5.9%
MINEDUC		1	5.9%
PFM KUBAYOBOZI		1	5.9%
gutumira impuguke mu guhugura		1	5.9%
<i>Warning: these figures indicate the number of cases found in the data file. They cannot be interpreted as summary statistics of the population of interest.</i>			
<b># m3e030a: M3E030 Apprenticeship</b>			
<b>Information</b>	[Type= discrete] [Format=numeric] [Range= 1-9] [Missing=*]		
<b>Statistics [NW/ W]</b>	[Valid=406 /-] [Invalid=99 /-]		
<b>Value</b>	<b>Label</b>	<b>Cases</b>	<b>Percentage</b>
1	Yes	157	38.7%
2	No	249	61.3%
9	Not stated	0	
Sysmiss		99	
<i>Warning: these figures indicate the number of cases found in the data file. They cannot be interpreted as summary statistics of the population of interest.</i>			
<b># m3e030b: M3E030 On the-job-training</b>			
<b>Information</b>	[Type= discrete] [Format=numeric] [Range= 1-9] [Missing=*]		
<b>Statistics [NW/ W]</b>	[Valid=406 /-] [Invalid=99 /-]		
<b>Value</b>	<b>Label</b>	<b>Cases</b>	<b>Percentage</b>
1	Yes	214	52.7%
2	No	192	47.3%
9	Not stated	0	
Sysmiss		99	
<i>Warning: these figures indicate the number of cases found in the data file. They cannot be interpreted as summary statistics of the population of interest.</i>			



<b># m3e030c: M3E030 Own Training Centre</b>			
<b>Information</b>	[Type= discrete] [Format=numeric] [Range= 1-9] [Missing=*]		
<b>Statistics [NW/ W]</b>	[Valid=406 /-] [Invalid=99 /-]		
<b>Value</b>	<b>Label</b>	<b>Cases</b>	<b>Percentage</b>
1	Yes	44	10.8%
2	No	362	89.2%
9	Not stated	0	
Sysmiss		99	
<i>Warning: these figures indicate the number of cases found in the data file. They cannot be interpreted as summary statistics of the population of interest.</i>			
<b># m3e030d: M3E030 Sponsorship to training instit. (local)</b>			
<b>Information</b>	[Type= discrete] [Format=numeric] [Range= 1-9] [Missing=*]		
<b>Statistics [NW/ W]</b>	[Valid=406 /-] [Invalid=99 /-]		
<b>Value</b>	<b>Label</b>	<b>Cases</b>	<b>Percentage</b>
1	Yes	64	15.8%
2	No	342	84.2%
9	Not stated	0	
Sysmiss		99	
<i>Warning: these figures indicate the number of cases found in the data file. They cannot be interpreted as summary statistics of the population of interest.</i>			
<b># m3e030e: M3E030 Sponsorship to training instit. (abroad)</b>			
<b>Information</b>	[Type= discrete] [Format=numeric] [Range= 1-9] [Missing=*]		
<b>Statistics [NW/ W]</b>	[Valid=406 /-] [Invalid=99 /-]		
<b>Value</b>	<b>Label</b>	<b>Cases</b>	<b>Percentage</b>
1	Yes	26	6.4%
2	No	380	93.6%
9	Not stated	0	
Sysmiss		99	
<i>Warning: these figures indicate the number of cases found in the data file. They cannot be interpreted as summary statistics of the population of interest.</i>			
<b># m3e030f: M3E030 Workshops</b>			
<b>Information</b>	[Type= discrete] [Format=numeric] [Range= 1-9] [Missing=*]		
<b>Statistics [NW/ W]</b>	[Valid=406 /-] [Invalid=99 /-]		
<b>Value</b>	<b>Label</b>	<b>Cases</b>	<b>Percentage</b>
1	Yes	298	73.4%
2	No	108	26.6%
9	Not stated	0	
Sysmiss		99	
<i>Warning: these figures indicate the number of cases found in the data file. They cannot be interpreted as summary statistics of the population of interest.</i>			
<b># m3e030g: M3E030 Other programs</b>			
<b>Information</b>	[Type= discrete] [Format=numeric] [Range= 1-9] [Missing=*]		
<b>Statistics [NW/ W]</b>	[Valid=406 /-] [Invalid=99 /-]		
<b>Value</b>	<b>Label</b>	<b>Cases</b>	<b>Percentage</b>
1	Yes	11	2.7%
2	No	393	96.8%
9	Not stated	2	0.5%
Sysmiss		99	

**# m3e030g: M3E030 Other programs**

*Warning: these figures indicate the number of cases found in the data file. They cannot be interpreted as summary statistics of the population of interest.*

**# m3e030h: M3E030 Other programs (specify)**

**Information** [Type= discrete] [Format=character] [Missing=\*]

**Statistics [NW/ W]** [Valid=14 /-] [Invalid=0 /-]

Value	Label	Cases	Percentage
AMAHUGURWA ATEGURWA NA LETA		1	7.1%
AMAHUGURWA MUGIHE CY'IBIRUHUKO		1	7.1%
AMANAMA		1	7.1%
ASSOCIATION TVSAT		1	7.1%
AVSI IJYA IHUGURU ABARIMU		1	7.1%
BABAZANA GUKORERA AHA BARAHUGU		1	7.1%
GAHUNDA Y'IBIGO BYA TECHNIQUE		1	7.1%
INGENDOSHUR		1	7.1%
INKUNGA BAHABWA NAMAHUGURWA		1	7.1%
KUBASHAKIRA IGIKORESHO		1	7.1%
KWIGA ICYONGEREZA		1	7.1%
MINEDUC		1	7.1%
NTA MUKOZI WA TECHNIQUE BAGIRA		1	7.1%
NTAMIRIMO YA TECHNIQUE IHABA		1	7.1%

*Warning: these figures indicate the number of cases found in the data file. They cannot be interpreted as summary statistics of the population of interest.*

**# m3e040a: M3E040 Apprenticeship**

**Information** [Type= discrete] [Format=numeric] [Range= 1-9] [Missing=\*]

**Statistics [NW/ W]** [Valid=406 /-] [Invalid=99 /-]

Value	Label	Cases	Percentage
1	Yes	75	18.5%
2	No	331	81.5%
9	Not stated	0	
Sysmiss		99	

*Warning: these figures indicate the number of cases found in the data file. They cannot be interpreted as summary statistics of the population of interest.*

<b># m3e040b: M3E040 On the-job-training</b>			
<b>Information</b>	[Type= discrete] [Format=numeric] [Range= 1-9] [Missing=*]		
<b>Statistics [NW/ W]</b>	[Valid=406 /-] [Invalid=99 /-]		
<b>Value</b>	<b>Label</b>	<b>Cases</b>	<b>Percentage</b>
1	Yes	74	18.2%
2	No	332	81.8%
9	Not stated	0	
Sysmiss		99	
<i>Warning: these figures indicate the number of cases found in the data file. They cannot be interpreted as summary statistics of the population of interest.</i>			
<b># m3e040c: M3E040 Own Training Centre</b>			
<b>Information</b>	[Type= discrete] [Format=numeric] [Range= 1-9] [Missing=*]		
<b>Statistics [NW/ W]</b>	[Valid=406 /-] [Invalid=99 /-]		
<b>Value</b>	<b>Label</b>	<b>Cases</b>	<b>Percentage</b>
1	Yes	12	3.0%
2	No	394	97.0%
9	Not stated	0	
Sysmiss		99	
<i>Warning: these figures indicate the number of cases found in the data file. They cannot be interpreted as summary statistics of the population of interest.</i>			
<b># m3e040d: M3E040 Sponsorship to training instit. (local)</b>			
<b>Information</b>	[Type= discrete] [Format=numeric] [Range= 1-9] [Missing=*]		
<b>Statistics [NW/ W]</b>	[Valid=406 /-] [Invalid=99 /-]		
<b>Value</b>	<b>Label</b>	<b>Cases</b>	<b>Percentage</b>
1	Yes	28	6.9%
2	No	378	93.1%
9	Not stated	0	
Sysmiss		99	
<i>Warning: these figures indicate the number of cases found in the data file. They cannot be interpreted as summary statistics of the population of interest.</i>			
<b># m3e040e: M3E040 Sponsorship to training instit. (abroad)</b>			
<b>Information</b>	[Type= discrete] [Format=numeric] [Range= 1-9] [Missing=*]		
<b>Statistics [NW/ W]</b>	[Valid=406 /-] [Invalid=99 /-]		
<b>Value</b>	<b>Label</b>	<b>Cases</b>	<b>Percentage</b>
1	Yes	6	1.5%
2	No	400	98.5%
9	Not stated	0	
Sysmiss		99	
<i>Warning: these figures indicate the number of cases found in the data file. They cannot be interpreted as summary statistics of the population of interest.</i>			
<b># m3e040f: M3E040 Workshops</b>			
<b>Information</b>	[Type= discrete] [Format=numeric] [Range= 1-9] [Missing=*]		
<b>Statistics [NW/ W]</b>	[Valid=406 /-] [Invalid=99 /-]		
<b>Value</b>	<b>Label</b>	<b>Cases</b>	<b>Percentage</b>
1	Yes	107	26.4%
2	No	299	73.6%
9	Not stated	0	
Sysmiss		99	

**# m3e040f: M3E040 Workshops***Warning: these figures indicate the number of cases found in the data file. They cannot be interpreted as summary statistics of the population of interest.***# m3e040g: M3E040 Other programs****Information** [Type= discrete] [Format=numeric] [Range= 1-9] [Missing=\*]**Statistics [NW/ W]** [Valid=406 /-] [Invalid=99 /-]

Value	Label	Cases	Percentage
1	Yes	18	4.4%
2	No	388	95.6%
9	Not stated	0	
Systemmiss		99	

*Warning: these figures indicate the number of cases found in the data file. They cannot be interpreted as summary statistics of the population of interest.***# m3e040h: M3E040 Other programs (specify)****Information** [Type= discrete] [Format=character] [Missing=\*]**Statistics [NW/ W]** [Valid=20 /-] [Invalid=0 /-]

Value	Label	Cases	Percentage
AMANAMA		1	5.0%
ASSOCIATION IHUGURA ORDINATEUR		1	5.0%
BAKORANA IMANA		1	5.0%
IBIGANIRO BIHORAHO		2	10.0%
INAMA		2	10.0%
INAMA ZIHORAHO		1	5.0%
KUBAKORESH/ INAMA		1	5.0%
KUMUGIRA INAMA KUBURYO AKAZI K		1	5.0%
NTA MAHUGURWA		2	10.0%
NTA MAHUGURWA BABONA		1	5.0%
NTABO MURI URWO Rwego BAGIRA		1	5.0%
NTAZO		1	5.0%
NTIBAHUGURW		1	5.0%
SCHOLL OF MANAGEMENT		1	5.0%
TURAGANIRA TUKAMENYA IBIGOMBA		1	5.0%
TURAGANIRA TUKAMENYA IBITAGEND		1	5.0%

**# m3e040h: M3E040 Other programs (specify)**

Value	Label	Cases	Percentage
amahugurwa ayahabwa na leta		1	5.0%

*Warning: these figures indicate the number of cases found in the data file. They cannot be interpreted as summary statistics of the population of interest.*

**# m3e050a: M3E050 a.Managerial(Rectors, Head)**

<b>Information</b>	[Type= discrete] [Format=numeric] [Range= 1-99] [Missing=* /8/9]
--------------------	--

<b>Statistics [NW/ W]</b>	[Valid=249 /-] [Invalid=256 /-]
---------------------------	---------------------------------

Value	Label	Cases	Percentage
1	Monthly	12	4.8%
2	Quarterly	41	16.5%
3	Twice a year	25	10.0%
4	Annually	81	32.5%
5	Every two years	5	2.0%
6	Irregular/adhoc	84	33.7%
7	Other(specify)	1	0.4%
99	Not stated	0	
8	No training	22	
9	Not applicable	135	
Sysmiss		99	

*Warning: these figures indicate the number of cases found in the data file. They cannot be interpreted as summary statistics of the population of interest.*

**# m3e050b: M3E050 b.Supervisory (Dean)**

<b>Information</b>	[Type= discrete] [Format=numeric] [Range= 1-99] [Missing=* /8/9]
--------------------	--

<b>Statistics [NW/ W]</b>	[Valid=257 /-] [Invalid=248 /-]
---------------------------	---------------------------------

Value	Label	Cases	Percentage
1	Monthly	10	3.9%
2	Quarterly	41	16.0%
3	Twice a year	25	9.7%
4	Annually	94	36.6%
5	Every two years	6	2.3%
6	Irregular/adhoc	78	30.4%
7	Other(specify)	2	0.8%
99	Not stated	1	0.4%
8	No training	25	
9	Not applicable	124	
Sysmiss		99	

*Warning: these figures indicate the number of cases found in the data file. They cannot be interpreted as summary statistics of the population of interest.*

**# m3e050c: M3E050 c.Technical staff/Professional**

<b>Information</b>	[Type= discrete] [Format=numeric] [Range= 1-99] [Missing=* /8/9]
--------------------	--

<b>Statistics [NW/ W]</b>	[Valid=391 /-] [Invalid=114 /-]
---------------------------	---------------------------------

Value	Label	Cases	Percentage
1	Monthly	12	3.1%
2	Quarterly	99	25.3%
3	Twice a year	29	7.4%
4	Annually	194	49.6%

**# m3e050c: M3E050 c. Technical staff/Professional**

Value	Label	Cases	Percentage
5	Every two years	4	1.0%
6	Irregular/adhoc	51	13.0%
7	Other(specify)	2	0.5%
99	Not stated	0	
8	No training	5	
9	Not applicable	10	
Sysmiss		99	

*Warning: these figures indicate the number of cases found in the data file. They cannot be interpreted as summary statistics of the population of interest.*

**# m3e050d: M3E050 d. Clerical**

<b>Information</b>	[Type= discrete] [Format=numeric] [Range= 1-99] [Missing=* /8/9]
<b>Statistics [NW/ W]</b>	[Valid=146 /-] [Invalid=359 /-]

Value	Label	Cases	Percentage
1	Monthly	5	3.4%
2	Quarterly	20	13.7%
3	Twice a year	10	6.8%
4	Annually	45	30.8%
5	Every two years	2	1.4%
6	Irregular/adhoc	62	42.5%
7	Other(specify)	2	1.4%
99	Not stated	0	
8	No training	108	
9	Not applicable	152	
Sysmiss		99	

*Warning: these figures indicate the number of cases found in the data file. They cannot be interpreted as summary statistics of the population of interest.*

**# m3e050e: M3E050 e. Casual**

<b>Information</b>	[Type= discrete] [Format=numeric] [Range= 1-99] [Missing=* /8/9]
<b>Statistics [NW/ W]</b>	[Valid=72 /-] [Invalid=433 /-]

Value	Label	Cases	Percentage
1	Monthly	5	6.9%
2	Quarterly	11	15.3%
3	Twice a year	2	2.8%
4	Annually	15	20.8%
5	Every two years	1	1.4%
6	Irregular/adhoc	37	51.4%
7	Other(specify)	1	1.4%
99	Not stated	0	
8	No training	88	
9	Not applicable	246	
Sysmiss		99	

*Warning: these figures indicate the number of cases found in the data file. They cannot be interpreted as summary statistics of the population of interest.*

**# m3e050f: M3E050 f. Other Specify**

<b>Information</b>	[Type= discrete] [Format=character] [Missing=*]
<b>Statistics [NW/ W]</b>	[Valid=5 /-] [Invalid=0 /-]

**# m3e050f: M3E050 f.Other Specify**

Value	Label	Cases	Percentage
ABARIMU BAHUGURWA BURI CYUMWER		1	20.0%
BIBAYE NGOMBWA		1	20.0%
BITUNGURANY		1	20.0%
KABIRI MU MWAKA		1	20.0%
RIMWE GUSA MUGIHE CYOSE BAKORA		1	20.0%

Warning: these figures indicate the number of cases found in the data file. They cannot be interpreted as summary statistics of the population of interest.

**# m3e070: M3E070 Does your establ. have in-house training facilities f**

<b>Information</b>	[Type= discrete] [Format=numeric] [Range= 1-9] [Missing=*]
<b>Statistics [NW/ W]</b>	[Valid=406 /-] [Invalid=99 /-]

Value	Label	Cases	Percentage
1	Yes	282	69.5%
2	No	124	30.5%
9	Not stated	0	
Sysmiss		99	

Warning: these figures indicate the number of cases found in the data file. They cannot be interpreted as summary statistics of the population of interest.

**# m3e071a: M3E071a Do you have facilities for Training space**

<b>Information</b>	[Type= discrete] [Format=numeric] [Range= 1-9] [Missing=*]
<b>Statistics [NW/ W]</b>	[Valid=282 /-] [Invalid=223 /-]

Value	Label	Cases	Percentage
1	Yes	236	83.7%
2	No	46	16.3%
9	Not stated	0	
Sysmiss		223	

Warning: these figures indicate the number of cases found in the data file. They cannot be interpreted as summary statistics of the population of interest.

**# m3e071b: M3E071b Do you have facilities for Specialised trainers**

<b>Information</b>	[Type= discrete] [Format=numeric] [Range= 1-9] [Missing=*]
<b>Statistics [NW/ W]</b>	[Valid=282 /-] [Invalid=223 /-]

Value	Label	Cases	Percentage
1	Yes	149	52.8%
2	No	133	47.2%
9	Not stated	0	
Sysmiss		223	

Warning: these figures indicate the number of cases found in the data file. They cannot be interpreted as summary statistics of the population of interest.

**# m3e071c: M3E071c Do you have facilities for Computers/Lab**

<b>Information</b>	[Type= discrete] [Format=numeric] [Range= 1-9] [Missing=*]
<b>Statistics [NW/ W]</b>	[Valid=282 /-] [Invalid=223 /-]

**# m3e071c: M3E071c Do you have facilities for Computers/Lab**

Value	Label	Cases	Percentage
1	Yes	108	38.3%
2	No	174	61.7%
9	Not stated	0	
Sysmiss		223	

Warning: these figures indicate the number of cases found in the data file. They cannot be interpreted as summary statistics of the population of interest.

**# m3e071d: M3E071d Do you have facilities for Projector**

<b>Information</b>	[Type= discrete] [Format=numeric] [Range= 1-9] [Missing=*]
<b>Statistics [NW/ W]</b>	[Valid=282 /-] [Invalid=223 /-]

Value	Label	Cases	Percentage
1	Yes	68	24.1%
2	No	214	75.9%
9	Not stated	0	
Sysmiss		223	

Warning: these figures indicate the number of cases found in the data file. They cannot be interpreted as summary statistics of the population of interest.

**# m3e071e: M3E071e Do you have facilities for Training materials(manual)**

<b>Information</b>	[Type= discrete] [Format=numeric] [Range= 1-9] [Missing=*]
<b>Statistics [NW/ W]</b>	[Valid=282 /-] [Invalid=223 /-]

Value	Label	Cases	Percentage
1	Yes	248	87.9%
2	No	34	12.1%
9	Not stated	0	
Sysmiss		223	

Warning: these figures indicate the number of cases found in the data file. They cannot be interpreted as summary statistics of the population of interest.

**# m3e071f: M3E071f Do you have facilities for Laboratory**

<b>Information</b>	[Type= discrete] [Format=numeric] [Range= 1-9] [Missing=*]
<b>Statistics [NW/ W]</b>	[Valid=282 /-] [Invalid=223 /-]

Value	Label	Cases	Percentage
1	Yes	61	21.6%
2	No	221	78.4%
9	Not stated	0	
Sysmiss		223	

Warning: these figures indicate the number of cases found in the data file. They cannot be interpreted as summary statistics of the population of interest.

**# m3e071g: M3E071g Do you have facilities for any other**

<b>Information</b>	[Type= discrete] [Format=numeric] [Range= 1-9] [Missing=*]
<b>Statistics [NW/ W]</b>	[Valid=282 /-] [Invalid=223 /-]

Value	Label	Cases	Percentage
1	Yes	11	3.9%
2	No	270	95.7%
9	Not stated	1	0.4%
Sysmiss		223	

Warning: these figures indicate the number of cases found in the data file. They cannot be interpreted as summary statistics of the population of interest.



<b># e071ggg: M3E071gg Specify</b>			
<b>Information</b>		[Type= discrete] [Format=character] [Missing=*]	
<b>Statistics [NW/ W]</b>		[Valid=8 /-] [Invalid=0 /-]	
<b>Value</b>	<b>Label</b>	<b>Cases</b>	<b>Percentage</b>
ABATERANKUN		1	12.5%
AMAFARANGA YAMAHUGURW		1	12.5%
GUHUGURANA MU BARIMU		1	12.5%
IBIKORESHO BYABAFITE UBUMUGA		1	12.5%
INSIMBURA MUBYIZI		1	12.5%
PAPIERS BLISTOLES		1	12.5%
SALLE D'AUDIOLOGIE		1	12.5%
Tableau zigezweho		1	12.5%
<i>Warning: these figures indicate the number of cases found in the data file. They cannot be interpreted as summary statistics of the population of interest.</i>			
<b># m3e080a: M3E080a What skills / qualifications are in general lacking/ Managerial skills</b>			
<b>Information</b>		[Type= discrete] [Format=numeric] [Range= 1-9] [Missing=*]	
<b>Statistics [NW/ W]</b>		[Valid=505 /-] [Invalid=0 /-]	
<b>Value</b>	<b>Label</b>	<b>Cases</b>	<b>Percentage</b>
1	Yes	212	42.0%
2	No	292	57.8%
9	Not stated	1	0.2%
<i>Warning: these figures indicate the number of cases found in the data file. They cannot be interpreted as summary statistics of the population of interest.</i>			
<b># m3e080b: M3E080b What skills / qualifications are in general lacking/Technical skills</b>			
<b>Information</b>		[Type= discrete] [Format=numeric] [Range= 1-9] [Missing=*]	
<b>Statistics [NW/ W]</b>		[Valid=505 /-] [Invalid=0 /-]	
<b>Value</b>	<b>Label</b>	<b>Cases</b>	<b>Percentage</b>
1	Yes	277	54.9%
2	No	227	45.0%
9	Not stated	1	0.2%
<i>Warning: these figures indicate the number of cases found in the data file. They cannot be interpreted as summary statistics of the population of interest.</i>			
<b># m3e080c: M3E080c What skills / qualifications are in general lacking/Entrepreneurial skills</b>			
<b>Information</b>		[Type= discrete] [Format=numeric] [Range= 1-9] [Missing=*]	
<b>Statistics [NW/ W]</b>		[Valid=505 /-] [Invalid=0 /-]	
<b>Value</b>	<b>Label</b>	<b>Cases</b>	<b>Percentage</b>
1	Yes	282	55.8%
2	No	222	44.0%
9	Not stated	1	0.2%
<i>Warning: these figures indicate the number of cases found in the data file. They cannot be interpreted as summary statistics of the population of interest.</i>			
<b># m3e080d: M3E080d What skills / qualifications are in general lacking/Language skills</b>			
<b>Information</b>		[Type= discrete] [Format=numeric] [Range= 1-9] [Missing=*]	

<b># m3e080d: M3E080d What skills / qualifications are in general lacking/Language skills</b>			
<b>Statistics [NW/ W]</b>		[Valid=505 /-] [Invalid=0 /-]	
<b>Value</b>	<b>Label</b>	<b>Cases</b>	<b>Percentage</b>
1	Yes	344	68.1%
2	No	160	31.7%
9	Not stated	1	0.2%
<i>Warning: these figures indicate the number of cases found in the data file. They cannot be interpreted as summary statistics of the population of interest.</i>			
<b># m3e080e: M3E080e What skills / qualifications are in general lacking/Customer care</b>			
<b>Information</b>		[Type= discrete] [Format=numeric] [Range= 1-9] [Missing=*]	
<b>Statistics [NW/ W]</b>		[Valid=505 /-] [Invalid=0 /-]	
<b>Value</b>	<b>Label</b>	<b>Cases</b>	<b>Percentage</b>
1	Yes	145	28.7%
2	No	359	71.1%
9	Not stated	1	0.2%
<i>Warning: these figures indicate the number of cases found in the data file. They cannot be interpreted as summary statistics of the population of interest.</i>			
<b># m3e080f: M3E080f What skills in general lacking among your staff/Innovativeness/Creativity</b>			
<b>Information</b>		[Type= discrete] [Format=numeric] [Range= 1-9] [Missing=*]	
<b>Statistics [NW/ W]</b>		[Valid=505 /-] [Invalid=0 /-]	
<b>Value</b>	<b>Label</b>	<b>Cases</b>	<b>Percentage</b>
1	Yes	268	53.1%
2	No	236	46.7%
9	Not stated	1	0.2%
<i>Warning: these figures indicate the number of cases found in the data file. They cannot be interpreted as summary statistics of the population of interest.</i>			
<b># m3e080g: M3E080g What skills in general lacking among your staff/IT skills</b>			
<b>Information</b>		[Type= discrete] [Format=numeric] [Range= 1-9] [Missing=*]	
<b>Statistics [NW/ W]</b>		[Valid=505 /-] [Invalid=0 /-]	
<b>Value</b>	<b>Label</b>	<b>Cases</b>	<b>Percentage</b>
1	Yes	349	69.1%
2	No	155	30.7%
9	Not stated	1	0.2%
<i>Warning: these figures indicate the number of cases found in the data file. They cannot be interpreted as summary statistics of the population of interest.</i>			
<b># m3e080h: M3E080h What skills in general lacking among your staff/Didactics/Teaching skills</b>			
<b>Information</b>		[Type= discrete] [Format=numeric] [Range= 1-9] [Missing=*]	
<b>Statistics [NW/ W]</b>		[Valid=505 /-] [Invalid=0 /-]	
<b>Value</b>	<b>Label</b>	<b>Cases</b>	<b>Percentage</b>
1	Yes	256	50.7%
2	No	248	49.1%
9	Not stated	1	0.2%
<i>Warning: these figures indicate the number of cases found in the data file. They cannot be interpreted as summary statistics of the population of interest.</i>			
<b># m3e080i: M3E080i What skills in general lacking among your staff/Communication skills</b>			
<b>Information</b>		[Type= discrete] [Format=numeric] [Range= 1-9] [Missing=*]	
<b>Statistics [NW/ W]</b>		[Valid=505 /-] [Invalid=0 /-]	

<b># m3e080i: M3E080i What skills in general lacking among your staff/Communication skills</b>			
Value	Label	Cases	Percentage
1	Yes	165	32.7%
2	No	339	67.1%
9	Not stated	1	0.2%
<i>Warning: these figures indicate the number of cases found in the data file. They cannot be interpreted as summary statistics of the population of interest.</i>			
<b># m3e080j: M3E080j What skills in general lacking among your staff/Other</b>			
<b>Information</b>		[Type= discrete] [Format=numeric] [Range= 1-9] [Missing=*]	
<b>Statistics [NW/ W]</b>		[Valid=505 /-] [Invalid=0 /-]	
Value	Label	Cases	Percentage
1	Yes	40	7.9%
2	No	462	91.5%
9	Not stated	3	0.6%
<i>Warning: these figures indicate the number of cases found in the data file. They cannot be interpreted as summary statistics of the population of interest.</i>			
<b># m3e080k: M3E080k What skills in general lacking among your staff/Other specified</b>			
<b>Information</b>		[Type= discrete] [Format=character] [Missing=*]	
<b>Statistics [NW/ W]</b>		[Valid=18 /-] [Invalid=0 /-]	
Value	Label	Cases	Percentage
BUSHINGIYE K'UBUGENI(AR		1	5.6%
COMPUTER TECHNIQUE DE CONCELL		1	5.6%
DRIVING LICENCE		1	5.6%
GUFATA IBYEMEZO		1	5.6%
GUKUNDA UMURIMA NO KWIKORESHA		1	5.6%
GUKUNDA UMURIMO		1	5.6%
GUTWARA IBINYABIZIGA		1	5.6%
HIV PREVENTION		1	5.6%
IBIDUKIKIJE,ISI N'ISUKURA		1	5.6%
IMYITWARIRE +IMITERERE Y'ABANA		1	5.6%
KUTAGIRA DIPLOME ZISABWA		1	5.6%
METHEDOLOGI SPECIALE		1	5.6%
MU MIBANIRE NO KWITA KUBANA		1	5.6%
PROFESSIONAL		1	5.6%

**# m3e080k: M3E080k What skills in general lacking among your staff/Other specified**

Value	Label	Cases	Percentage
PROTECTION DES RS ENVIRONEMEN		1	5.6%
SEXUAL REPRODUCTIV HEALTH		1	5.6%
UBUMENYI MURI PEDAGOGIE		1	5.6%
amahugurwa imenyabumenyi		1	5.6%

*Warning: these figures indicate the number of cases found in the data file. They cannot be interpreted as summary statistics of the population of interest.*

**# m3e090: M3E090 Did you conduct any staff training in the last 12 mon**

**Information** [Type= discrete] [Format=numeric] [Range= 1-9] [Missing=\*]

**Statistics [NW/ W]** [Valid=505 /-] [Invalid=0 /-]

Value	Label	Cases	Percentage
1	Yes	391	77.4%
2	No	112	22.2%
9	Not stated	2	0.4%

*Warning: these figures indicate the number of cases found in the data file. They cannot be interpreted as summary statistics of the population of interest.*

**# m3e100a: M3E100a Area of training / Managerial skills**

**Information** [Type= discrete] [Format=numeric] [Range= 1-9] [Missing=\*]

**Statistics [NW/ W]** [Valid=391 /-] [Invalid=114 /-]

Value	Label	Cases	Percentage
1	Yes	100	25.6%
2	No	291	74.4%
9	Not stated	0	
Sysmiss		114	

*Warning: these figures indicate the number of cases found in the data file. They cannot be interpreted as summary statistics of the population of interest.*


**# m3e100b: M3E100b Area of training / Technical skills**

**Information** [Type= discrete] [Format=numeric] [Range= 1-9] [Missing=\*]

**Statistics [NW/ W]** [Valid=391 /-] [Invalid=114 /-]

Value	Label	Cases	Percentage
1	Yes	205	52.4%
2	No	186	47.6%
9	Not stated	0	
Sysmiss		114	

*Warning: these figures indicate the number of cases found in the data file. They cannot be interpreted as summary statistics of the population of interest.*

<b># m3e100c: M3E100c Area of training / Entrepreneurial skills</b>			
<b>Information</b>	[Type= discrete] [Format=numeric] [Range= 1-9] [Missing=*]		
<b>Statistics [NW/ W]</b>	[Valid=391 /-] [Invalid=114 /-]		
<b>Value</b>	<b>Label</b>	<b>Cases</b>	<b>Percentage</b>
1	Yes	42	 10.7%
2	No	349	 89.3%
9	Not stated	0	
Sysmiss		114	
<i>Warning: these figures indicate the number of cases found in the data file. They cannot be interpreted as summary statistics of the population of interest.</i>			
<b># m3e100d: M3E100d Area of training / Language skills</b>			
<b>Information</b>	[Type= discrete] [Format=numeric] [Range= 1-9] [Missing=*]		
<b>Statistics [NW/ W]</b>	[Valid=391 /-] [Invalid=114 /-]		
<b>Value</b>	<b>Label</b>	<b>Cases</b>	<b>Percentage</b>
1	Yes	285	 72.9%
2	No	106	 27.1%
9	Not stated	0	
Sysmiss		114	
<i>Warning: these figures indicate the number of cases found in the data file. They cannot be interpreted as summary statistics of the population of interest.</i>			
<b># m3e100e: M3E100e Area of training / Customer care</b>			
<b>Information</b>	[Type= discrete] [Format=numeric] [Range= 1-9] [Missing=*]		
<b>Statistics [NW/ W]</b>	[Valid=391 /-] [Invalid=114 /-]		
<b>Value</b>	<b>Label</b>	<b>Cases</b>	<b>Percentage</b>
1	Yes	44	 11.3%
2	No	347	 88.7%
9	Not stated	0	
Sysmiss		114	
<i>Warning: these figures indicate the number of cases found in the data file. They cannot be interpreted as summary statistics of the population of interest.</i>			
<b># m3e100f: M3E100f Area of training/Innovativeness/Creativity</b>			
<b>Information</b>	[Type= discrete] [Format=numeric] [Range= 1-9] [Missing=*]		
<b>Statistics [NW/ W]</b>	[Valid=391 /-] [Invalid=114 /-]		
<b>Value</b>	<b>Label</b>	<b>Cases</b>	<b>Percentage</b>
1	Yes	47	 12.0%
2	No	344	 88.0%
9	Not stated	0	
Sysmiss		114	
<i>Warning: these figures indicate the number of cases found in the data file. They cannot be interpreted as summary statistics of the population of interest.</i>			
<b># m3e100g: M3E100g Area of training/IT skills</b>			
<b>Information</b>	[Type= discrete] [Format=numeric] [Range= 1-9] [Missing=*]		
<b>Statistics [NW/ W]</b>	[Valid=391 /-] [Invalid=114 /-]		
<b>Value</b>	<b>Label</b>	<b>Cases</b>	<b>Percentage</b>
1	Yes	93	 23.8%
2	No	298	 76.2%
9	Not stated	0	
Sysmiss		114	

<b># m3e100g: M3E100g Area of training/IT skills</b>			
<i>Warning: these figures indicate the number of cases found in the data file. They cannot be interpreted as summary statistics of the population of interest.</i>			
<b># m3e100h: M3E100h Area of training/Didactics/Teaching skills</b>			
<b>Information</b>	[Type= discrete] [Format=numeric] [Range= 1-9] [Missing=*]		
<b>Statistics [NW/ W]</b>	[Valid=391 /-] [Invalid=114 /-]		
<b>Value</b>	<b>Label</b>	<b>Cases</b>	<b>Percentage</b>
1	Yes	231	59.1%
2	No	160	40.9%
9	Not stated	0	
Sysmiss		114	
<i>Warning: these figures indicate the number of cases found in the data file. They cannot be interpreted as summary statistics of the population of interest.</i>			
<b># m3e100i: M3E100i Area of training/Communication skills</b>			
<b>Information</b>	[Type= discrete] [Format=numeric] [Range= 1-9] [Missing=*]		
<b>Statistics [NW/ W]</b>	[Valid=391 /-] [Invalid=114 /-]		
<b>Value</b>	<b>Label</b>	<b>Cases</b>	<b>Percentage</b>
1	Yes	100	25.6%
2	No	287	73.4%
9	Not stated	4	1.0%
Sysmiss		114	
<i>Warning: these figures indicate the number of cases found in the data file. They cannot be interpreted as summary statistics of the population of interest.</i>			
<b># m3e100j: M3E100j Area of training/Other</b>			
<b>Information</b>	[Type= discrete] [Format=numeric] [Range= 1-9] [Missing=*]		
<b>Statistics [NW/ W]</b>	[Valid=391 /-] [Invalid=114 /-]		
<b>Value</b>	<b>Label</b>	<b>Cases</b>	<b>Percentage</b>
1	Yes	29	7.4%
2	No	361	92.3%
9	Not stated	1	0.3%
Sysmiss		114	
<i>Warning: these figures indicate the number of cases found in the data file. They cannot be interpreted as summary statistics of the population of interest.</i>			
<b># m3e100k: M3E100k Area of training/Other specified</b>			
<b>Information</b>	[Type= discrete] [Format=character] [Missing=*]		
<b>Statistics [NW/ W]</b>	[Valid=25 /-] [Invalid=0 /-]		
<b>Value</b>	<b>Label</b>	<b>Cases</b>	<b>Percentage</b>
AMAHUGURW/ KURI SIDA		1	4.0%
AMATEKA		1	4.0%
DEMOGRATIE IMIBEREHO MWIZA ABA		1	4.0%
DIDACTIC METHOD		1	4.0%
DISCIPLINE Y'ABANYESHU]		1	4.0%
ENVIRONMENT		1	4.0%
FAMELY PLANNING		1	4.0%

**# m3e100k: M3E100k Area of training/Other specified**

Value	Label	Cases	Percentage
GUHUGURWA MU CYONGEREZA		1	4.0%
IBIJYANYE N'ISUKU		1	4.0%
INDIMI		1	4.0%
ISUKU		3	12.0%
IYOBOKAMAN/ NA SIDA		1	4.0%
KURWANYA IBIYOBYABWE		1	4.0%
LANGAGE DES SIGNES AUDIOMETRIE		1	4.0%
MEDIATION (UBUHUZA)		1	4.0%
SCIENCE		1	4.0%
SIDA HYGIENE		1	4.0%
TRAINING KURI SIDA		1	4.0%
UBUMENYI MU GUCUNGA UMUTEKANO		1	4.0%
VOCATION TRAINING EDUCATION		1	4.0%
discipline et responsabilite		1	4.0%
gutegura amasomo mu cyongereza		1	4.0%
kunosora imyuga yabo		1	4.0%

*Warning: these figures indicate the number of cases found in the data file. They cannot be interpreted as summary statistics of the population of interest.*

**# m3e120: M3E120 Do you face any challenges that limit your staff trai**

<b>Information</b>	[Type= discrete] [Format=numeric] [Range= 1-9] [Missing=*]
<b>Statistics [NW/ W]</b>	[Valid=504 /-] [Invalid=1 /-]

Value	Label	Cases	Percentage
1	Yes	469	93.1%
2	No	35	6.9%
9	Not stated	0	
Sysmiss		1	

*Warning: these figures indicate the number of cases found in the data file. They cannot be interpreted as summary statistics of the population of interest.*

**# m3e130a: M3E130a Which challenges limit the training of your staff ?**

<b>Information</b>	[Type= discrete] [Format=numeric] [Range= 1-9] [Missing=*]
<b>Statistics [NW/ W]</b>	[Valid=469 /-] [Invalid=36 /-]

Value	Label	Cases	Percentage
1	Inadequate facilities (space)	52	11.1%

<b># m3e130a: M3E130a Which challenges limit the training of your staff ?</b>			
<b>Value</b>	<b>Label</b>	<b>Cases</b>	<b>Percentage</b>
2	inadequate materials	69	14.7%
3	Shortage of skilled trainers	49	10.4%
4	Time off for the trainees	27	5.8%
5		3	0.6%
6	Lack of funds	267	56.9%
7	Other	0	
9	Not stated	2	0.4%
Sysmiss		36	
<i>Warning: these figures indicate the number of cases found in the data file. They cannot be interpreted as summary statistics of the population of interest.</i>			
<b># m3e130b: M3E130b Which challenges limit the training of your staff ?</b>			
<b>Information</b>	[Type= discrete] [Format=numeric] [Range= 1-9] [Missing=*]		
<b>Statistics [NW/ W]</b>	[Valid=390 /-] [Invalid=115 /-]		
<b>Value</b>	<b>Label</b>	<b>Cases</b>	<b>Percentage</b>
1	Inadequate facilities (space)	31	7.9%
2	inadequate materials	124	31.8%
3	Shortage of skilled trainers	106	27.2%
4	Time off for the trainees	38	9.7%
5		9	2.3%
6	Lack of funds	82	21.0%
7	Other	0	
9	Not stated	0	
Sysmiss		115	
<i>Warning: these figures indicate the number of cases found in the data file. They cannot be interpreted as summary statistics of the population of interest.</i>			
<b># m3e130c: M3E130c Which challenges limit the training of your staff ?</b>			
<b>Information</b>	[Type= discrete] [Format=numeric] [Range= 1-9] [Missing=*]		
<b>Statistics [NW/ W]</b>	[Valid=256 /-] [Invalid=249 /-]		
<b>Value</b>	<b>Label</b>	<b>Cases</b>	<b>Percentage</b>
1	Inadequate facilities (space)	22	8.6%
2	inadequate materials	64	25.0%
3	Shortage of skilled trainers	62	24.2%
4	Time off for the trainees	27	10.5%
5		8	3.1%
6	Lack of funds	73	28.5%
7	Other	0	
9	Not stated	0	
Sysmiss		249	
<i>Warning: these figures indicate the number of cases found in the data file. They cannot be interpreted as summary statistics of the population of interest.</i>			
<b># e130e1: M3E130d Other specify</b>			
<b>Information</b>	[Type= discrete] [Format=character] [Missing=*]		
<b>Statistics [NW/ W]</b>	[Valid=12 /-] [Invalid=0 /-]		
<b>Value</b>	<b>Label</b>	<b>Cases</b>	<b>Percentage</b>
ABAHUGURWA NTABUSHAKE BABISHIR		1	8.3%



# e130e1: M3E130d Other specify

Value	Label	Cases	Percentage
GUHINDUKA KWA GAHUNDA ZA LETA		1	8.3%
KUBISABA KURWEGO RWAKARERE		1	8.3%
KUBURA IKORANABUHA		1	8.3%
KUBURA UKOBITANGIR/ AMAHUGURW/		1	8.3%
KUBURA UMWANYA WO KUYATANGA		1	8.3%
MINISTERE NIRABI DUFASHAMO		1	8.3%
NIHO BAGITANGIRA		1	8.3%
NTAGIHE ABARIMU BAGIRA		1	8.3%
TUBURA IGIHE KUKO BAKORA AMASA		1	8.3%
UBWINSHI BW'ABARIMU		1	8.3%
UMWANYA		1	8.3%

Warning: these figures indicate the number of cases found in the data file. They cannot be interpreted as summary statistics of the population of interest.

# TVT\_GR: Have you hired TVET graduate?

<b>Information</b>	[Type= discrete] [Format=numeric] [Range= 1-2] [Missing=*]		
<b>Statistics [NW/ W]</b>	[Valid=495 /-] [Invalid=10 /-]		
Value	Label	Cases	Percentage
1	Yes	278	56.2%
2	No	217	43.8%
System		10	

Warning: these figures indicate the number of cases found in the data file. They cannot be interpreted as summary statistics of the population of interest.

# m3e131a: M3E131 a M3E131 how satisfied are you with the performance

<b>Information</b>	[Type= discrete] [Format=numeric] [Range= 1-9] [Missing=*]		
<b>Statistics [NW/ W]</b>	[Valid=505 /-] [Invalid=0 /-]		
Value	Label	Cases	Percentage
1	Fully satisfied	95	18.8%
2	Partially satisfied	170	33.7%
3	Little satisfied	8	1.6%
4	Not satisfied	5	1.0%
5	Not applicable (no such graduates hired)	217	43.0%
9	Not stated	10	2.0%

<b># m3e131a: M3E131 a M3E131 how satisfied are you with the performance</b>			
<i>Warning: these figures indicate the number of cases found in the data file. They cannot be interpreted as summary statistics of the population of interest.</i>			
<b># High_Gra: Have you hired university graduates?</b>			
<b>Information</b>	[Type= discrete] [Format=numeric] [Range= 1-9] [Missing=*]		
<b>Statistics [NW/ W]</b>	[Valid=505 /-] [Invalid=0 /-]		
<b>Value</b>	<b>Label</b>	<b>Cases</b>	<b>Percentage</b>
1	Yes	280	55.4%
2	No	221	43.8%
9		4	0.8%
<i>Warning: these figures indicate the number of cases found in the data file. They cannot be interpreted as summary statistics of the population of interest.</i>			
<b># m3e131b: M3E131 b how satisfied are you with the performance of Hig</b>			
<b>Information</b>	[Type= discrete] [Format=numeric] [Range= 1-9] [Missing=*]		
<b>Statistics [NW/ W]</b>	[Valid=505 /-] [Invalid=0 /-]		
<b>Value</b>	<b>Label</b>	<b>Cases</b>	<b>Percentage</b>
1	Fully satisfied	131	25.9%
2	Partially satisfied	133	26.3%
3	Little satisfied	14	2.8%
4	Not satisfied	2	0.4%
5	Not applicable (no such graduates hired)	221	43.8%
9	Not stated	4	0.8%
<i>Warning: these figures indicate the number of cases found in the data file. They cannot be interpreted as summary statistics of the population of interest.</i>			
<b># e132a: M3E132_1 TVET</b>			
<b>Information</b>	[Type= discrete] [Format=numeric] [Range= 1-99] [Missing=*]		
<b>Statistics [NW/ W]</b>	[Valid=505 /-] [Invalid=0 /-]		
<b>Value</b>	<b>Label</b>	<b>Cases</b>	<b>Percentage</b>
1	Managerial skills	49	9.7%
2	Technical skills	181	35.8%
3	Entrepreneurial skills	57	11.3%
4	Language skills	52	10.3%
5	Customer care	5	1.0%
7	Innovativeness / creativity	17	3.4%
8	IT skills	24	4.8%
9	Didactics / teaching skills	37	7.3%
10	Communication skills	5	1.0%
11	Other	33	6.5%
12	None	17	3.4%
99	Not stated	28	5.5%
<i>Warning: these figures indicate the number of cases found in the data file. They cannot be interpreted as summary statistics of the population of interest.</i>			
<b># e132c: M3E132_2 TVET</b>			
<b>Information</b>	[Type= discrete] [Format=numeric] [Range= 1-99] [Missing=*]		
<b>Statistics [NW/ W]</b>	[Valid=361 /-] [Invalid=144 /-]		
<b>Value</b>	<b>Label</b>	<b>Cases</b>	<b>Percentage</b>
1	Managerial skills	12	3.3%
2	Technical skills	44	12.2%

# e132c: M3E132\_2 TVET

Value	Label	Cases	Percentage
3	Entrepreneurial skills	71	19.7%
4	Language skills	67	18.6%
5	Customer care	15	4.2%
7	Innovativeness / creativity	44	12.2%
8	IT skills	51	14.1%
9	Didactics / teaching skills	40	11.1%
10	Communication skills	7	1.9%
11	Other	10	2.8%
12	None	0	
99	Not stated	0	
Sysmiss		144	

Warning: these figures indicate the number of cases found in the data file. They cannot be interpreted as summary statistics of the population of interest.

# e132e: M3E132\_3 TVET

<b>Information</b>	[Type= discrete] [Format=numeric] [Range= 1-99] [Missing=*]
--------------------	---

<b>Statistics [NW/ W]</b>	[Valid=239 /-] [Invalid=266 /-]
---------------------------	---------------------------------

Value	Label	Cases	Percentage
1	Managerial skills	13	5.4%
2	Technical skills	18	7.5%
3	Entrepreneurial skills	23	9.6%
4	Language skills	32	13.4%
5	Customer care	5	2.1%
7	Innovativeness / creativity	39	16.3%
8	IT skills	56	23.4%
9	Didactics / teaching skills	25	10.5%
10	Communication skills	14	5.9%
11	None	14	5.9%
12	Others	0	
99	Not stated	0	
Sysmiss		266	

Warning: these figures indicate the number of cases found in the data file. They cannot be interpreted as summary statistics of the population of interest.

# e132b: M3E132\_1 Higher Inst

<b>Information</b>	[Type= discrete] [Format=numeric] [Range= 1-99] [Missing=*]
--------------------	---

<b>Statistics [NW/ W]</b>	[Valid=505 /-] [Invalid=0 /-]
---------------------------	-------------------------------

Value	Label	Cases	Percentage
1	Managerial skills	60	11.9%
2	Technical skills	103	20.4%
3	Entrepreneurial skills	59	11.7%
4	Language skills	72	14.3%
5	Customer care	6	1.2%
7	Innovativeness / creativity	33	6.5%
8	IT skills	40	7.9%
9	Didactics / teaching skills	61	12.1%
10	Communication skills	9	1.8%
11	Other	32	6.3%

<b># e132b: M3E132 _1 Higher Inst</b>			
<b>Value</b>	<b>Label</b>	<b>Cases</b>	<b>Percentage</b>
12	None	4	0.8%
99	Not stated	26	5.1%
<i>Warning: these figures indicate the number of cases found in the data file. They cannot be interpreted as summary statistics of the population of interest.</i>			
<b># e132d: M3E132 _2 Higher Inst</b>			
<b>Information</b>	[Type= discrete] [Format=numeric] [Range= 1-99] [Missing=*]		
<b>Statistics [NW/ W]</b>	[Valid=373 /-] [Invalid=132 /-]		
<b>Value</b>	<b>Label</b>	<b>Cases</b>	<b>Percentage</b>
1	Managerial skills	18	4.8%
2	Technical skills	37	9.9%
3	Entrepreneurial skills	53	14.2%
4	Language skills	61	16.4%
5	Customer care	10	2.7%
7	Innovativeness / creativity	55	14.7%
8	IT skills	62	16.6%
9	Didactics / teaching skills	60	16.1%
10	Communication skills	8	2.1%
11	Other	9	2.4%
12	None	0	
99	Not stated	0	
Sysmiss		132	
<i>Warning: these figures indicate the number of cases found in the data file. They cannot be interpreted as summary statistics of the population of interest.</i>			
<b># e132f: M3E132 _3 Higher Inst</b>			
<b>Information</b>	[Type= discrete] [Format=numeric] [Range= 1-99] [Missing=*]		
<b>Statistics [NW/ W]</b>	[Valid=245 /-] [Invalid=260 /-]		
<b>Value</b>	<b>Label</b>	<b>Cases</b>	<b>Percentage</b>
1	Managerial skills	15	6.1%
2	Technical skills	17	6.9%
3	Entrepreneurial skills	26	10.6%
4	Language skills	36	14.7%
5	Customer care	8	3.3%
7	Innovativeness / creativity	25	10.2%
8	IT skills	52	21.2%
9	Didactics / teaching skills	41	16.7%
10	Communication skills	12	4.9%
11	Other	13	5.3%
12	None	0	
99	Not stated	0	
Sysmiss		260	
<i>Warning: these figures indicate the number of cases found in the data file. They cannot be interpreted as summary statistics of the population of interest.</i>			
<b># e132a1: M3E132 _1a Other Specify</b>			
<b>Information</b>	[Type= discrete] [Format=character] [Missing=*]		
<b>Statistics [NW/ W]</b>	[Valid=39 /-] [Invalid=0 /-]		

# e132a1: M3E132 \_1a Other Specify

Value	Label	Cases	Percentage
0		2	5.1%
2		1	2.6%
3		1	2.6%
9		1	2.6%
DISCIPLINE		1	2.6%
GUKORA IMISHINGA IBYARA INYUNG		1	2.6%
GUKUNDA UMURIMO		1	2.6%
IBIKORESHO, AMAHUGURWA/ MENSHI		1	2.6%
KONGERA UMUSHAHARA		1	2.6%
KUGENDANA N'IBIGEZWEHO		1	2.6%
NTA INFORMATION BAFITE		1	2.6%
NTIYABAKORE		1	2.6%
UBUMENYI BWA TEKINIKE		6	15.4%
UBUMENYI BWA TEKINIKI		5	12.8%
UBUMENYI MU IKORANABUHA		1	2.6%
UBUMENYI MU KWIGISHA		5	12.8%
UBUMENYI MU KWIHANGIRA IMIRIMO		2	5.1%
UBUMENYI MU MIYOBORERE N'IMICU		1	2.6%
UBUMENYI MU NDIMI ZIKORESHWA		1	2.6%
UBUMENYI MU NDIMI ZIKORESHWA M		3	7.7%
UBUMENYI MUKWIHANGIF IMIRIMO		1	2.6%
UBUMENYI MUNDNGA GACIRO ZAKAZI		1	2.6%

Warning: these figures indicate the number of cases found in the data file. They cannot be interpreted as summary statistics of the population of interest.

# e132b1: M3E132 \_1b Other Specify

<b>Information</b>	[Type= discrete] [Format=character] [Missing=*]
<b>Statistics [NW/ W]</b>	[Valid=36 /-] [Invalid=0 /-]

Value	Label	Cases	Percentage
08		1	2.8%
7		1	2.8%
DISCIPLINE		1	2.8%
GUKUNDA UMURIMO		1	2.8%
KUGABANYA IBICIRO		1	2.8%
KUVUMBURA IBINTU BISHYA		1	2.8%
METHODOLOGI ZIGEZWEHO		1	2.8%
NTA INFORMATION BAFITE		1	2.8%
NTABO NAKORESHEJE		1	2.8%
NTABO YIGEZE AKORESHA		1	2.8%
NTACYAVUGU MU MASHURI MAK		1	2.8%
NTACYO MBIZIHO		1	2.8%
UBUMENYI BUKORESHA MU KWIHANG		1	2.8%
UBUMENYI BWA TEKINIKE		2	5.6%
UBUMENYI BWA TEKINIKI		2	5.6%
UBUMENYI KU KWIGISHA		1	2.8%
UBUMENYI MU IKORANA		1	2.8%
UBUMENYI MU IKORANABUHA		1	2.8%
UBUMENYI MU IKORANABUHA		1	2.8%
UBUMENYI MU KWIGISHA		8	22.2%
UBUMENYI MU KWIHANGIRA IMIRIMO		2	5.6%
UBUMENYI MU		1	2.8%

# e132b1: M3E132 \_1b Other Specify

Value	Label	Cases	Percentage
MIYOBORERE N'IMICU			
UBUMENYI MU NDIMI ZIKORESHWA M		4	11.1%

*Warning: these figures indicate the number of cases found in the data file. They cannot be interpreted as summary statistics of the population of interest.*

# e132c1: M3E132 \_2a Other Specify

<b>Information</b>	[Type= discrete] [Format=character] [Missing=*]
<b>Statistics [NW/ W]</b>	[Valid=24 /-] [Invalid=0 /-]

Value	Label	Cases	Percentage
99		1	4.2%
GUHINDURA CURRICULUM/ PRATIQUE		1	4.2%
KONGERA PRATIQUE CYANE		1	4.2%
KUVUMBURA IBINTU BISHYA		3	12.5%
UBUMENYI BWA TEKINIKI		2	8.3%
UBUMENYI BWO KWAKIRA ABANTU		1	4.2%
UBUMENYI BWO KWI HANGIRA IMIRI		1	4.2%
UBUMENYI BWO KWIHANGIRA IMIRIM		1	4.2%
UBUMENYI MU IKORANA BUHANGA		1	4.2%
UBUMENYI MU IKORANABUHA		2	8.3%
UBUMENYI MU KWIGISHA		4	16.7%
UBUMENYI MU KWIHANGIRA IMIRIMO		1	4.2%
UBUMENYI MU MIYOBORERE N'IMICU		1	4.2%
UBUMENYI MU NDIMI ZIKORESHWA M		4	16.7%

# e132c1: M3E132 \_2a Other Specify

Warning: these figures indicate the number of cases found in the data file. They cannot be interpreted as summary statistics of the population of interest.

# e132c2: M3E132 \_2b Other Specify

Information [Type= discrete] [Format=character] [Missing=\*]

Statistics [NW/ W] [Valid=22 /-] [Invalid=0 /-]

Value	Label	Cases	Percentage
GUKORA UBUSHAKASHA		1	4.5%
KONGERA PRATIQUE CYANE		1	4.5%
KUVUMBURA IBINTU BISHYA		2	9.1%
UBUMENYI BWA TEKINIKE		1	4.5%
UBUMENYI KWIHANGIRA IMIRIMO		1	4.5%
UBUMENYI MU IKORANA BUHANGA		1	4.5%
UBUMENYI MU IKORANABUHA		1	4.5%
UBUMENYI MU KUVUGA		2	9.1%
UBUMENYI MU KWIGISHA		3	13.6%
UBUMENYI MU KWIHANGIRA IMIRIMO		1	4.5%
UBUMENYI MU MIYOBORERE N'IMICU		1	4.5%
UBUMENYI MU NDIMI ZIKORESHA		1	4.5%
UBUMENYI MU NDIMI ZIKORESHA M		3	13.6%
UBUMENYI MUKWIHANGIF IMIRIMO		1	4.5%
UBUMENYI MUMIYOBORERE N'IMICUN		1	4.5%
UBUMENYI MUNDNGA GACIRO ZAKAZI		1	4.5%

Warning: these figures indicate the number of cases found in the data file. They cannot be interpreted as summary statistics of the population of interest.



**# e132e1: M3E132\_3a Other Specify**

<b>Information</b>	[Type= discrete] [Format=character] [Missing=*]
<b>Statistics [NW/ W]</b>	[Valid=14 /-] [Invalid=0 /-]

Value	Label	Cases	Percentage
GUTANGA MATERIEL		1	7.1%
KUNOZA SERVICES		1	7.1%
KUVUMBURA IBINTU BISHYA		2	14.3%
UBUMENYI MU KWIGISHA		1	7.1%
UBUMENYI MU IKORANA BUHANGA		1	7.1%
UBUMENYI MU IKORANABUHA		2	14.3%
UBUMENYI MU KUVUGA		1	7.1%
UBUMENYI MU KUVUGA/ KUGANIRA NE		1	7.1%
UBUMENYI MU KWIHANGIRA IMIRIMO		1	7.1%
UBUMENYI MU NDIMI ZIKORESHWA K		1	7.1%
UBUMENYI MU NDIMI ZIKORESHWA M		1	7.1%
UBUMENYI MUKWIHANGIRA IMIRIMO		1	7.1%

*Warning: these figures indicate the number of cases found in the data file. They cannot be interpreted as summary statistics of the population of interest.*

**# e132e2: M3E132\_3b Other Specify**

<b>Information</b>	[Type= discrete] [Format=character] [Missing=*]
<b>Statistics [NW/ W]</b>	[Valid=50 /-] [Invalid=0 /-]

Value	Label	Cases	Percentage
AMAHUGURWA AHAGIJE KURI METHOD		1	2.0%
AMAHUGURWA NYUMA YO KWIGA		1	2.0%
BARAMENYA BAKAJYAHARI AMAFAR		1	2.0%
CULTURE GENERALE		1	2.0%

# e132e2: M3E132\_3b Other Specify

Value	Label	Cases	Percentage
GUHMWANYA UMUNYESHULI		1	2.0%
GUKORA AMASAHA YOSE Y'AKAZI		1	2.0%
GUKORA IMISHINGA IBYARA INYUNG		1	2.0%
GUKORERA MU CYARO,KWIGA		1	2.0%
GUSHIRAHU PROGR.YAMAS		1	2.0%
IBIJYANYE N'AMASHURI MAKURU		1	2.0%
KOHEREZA KUBONA IBITEKEREZO		1	2.0%
KONGERA NIVEAU		1	2.0%
KONGERA PLATIQUE		1	2.0%
KONGERA PRATIQUE MUMYIGISHIRI		1	2.0%
KONGERAMO ABARIMU BA SERIEUX		1	2.0%
KUBAHUGURA MU KWIGISHA		1	2.0%
KUBURA EXPERIENCE		1	2.0%
KUGABANYA UBWINSHI BW'ABANA		1	2.0%
KUNOZA SERVICES		1	2.0%
KUVUMBIRA IBINTU BISHYA		1	2.0%
KUZAMURA QUALIFICATIO		1	2.0%
KUZAMURA UMUSHAHARA		1	2.0%
LABORATORIE MUTO		1	2.0%
NTABIZI		3	6.0%
NTABO DUKORESHA NTABYO NZI		1	2.0%
NTABO TWAKORESHE		1	2.0%
NTABO TWAKORESHEJ		1	2.0%

# e132e2: M3E132\_3b Other Specify

Value	Label	Cases	Percentage
NTABYO AZI		1	2.0%
NTACYO		2	4.0%
NTACYO ABIZIHO KUBA BATABAKORE		1	2.0%
NTACYO ABYUMVAHO		1	2.0%
NTACYO TWABAHUGUY		1	2.0%
NTITURABASU		1	2.0%
REGULARITE KU MAHUGURWA		1	2.0%
SYSTEM EDUCATIF IKWIYE KUNOZWA		1	2.0%
UBUMENYI BWA TEKINIKE		1	2.0%
UBUMENYI BWA TEKINIKI		1	2.0%
UBUMENYI KUBIJYANYE NA PRATIQUE		1	2.0%
UBUMENYI MU BINTU BIGEZWEHO		1	2.0%
UBUMENYI MU IKORANA BUHANGA		2	4.0%
UBUMENYI MU IKORANABUHA		1	2.0%
UBUMENYI MU KWAKIRA ABANTU		1	2.0%
UBUMENYI MU KWIGISHA		1	2.0%
UBUMENYI MU KWIHANGIRA IMIRIMO		1	2.0%
UBUMENYI MU NDIMI WIKORESHWA K		1	2.0%
field visit		1	2.0%

*Warning: these figures indicate the number of cases found in the data file. They cannot be interpreted as summary statistics of the population of interest.*

# e140: M3E140 Do you have an industrial attachment./ apprenticeship

<b>Information</b>	[Type= discrete] [Format=numeric] [Range= 1-9] [Missing=*]
<b>Statistics [NW/ W]</b>	[Valid=505 /-] [Invalid=0 /-]

<b># e140: M3E140 Do you have an industrial attachment./ apprenticeship</b>			
Value	Label	Cases	Percentage
1	Yes (institutionalised)	108	21.4%
2	Yes (occasionally/informal)	107	21.2%
3	No	288	57.0%
9	Not stated	2	0.4%
<i>Warning: these figures indicate the number of cases found in the data file. They cannot be interpreted as summary statistics of the population of interest.</i>			
<b># e150a: M3E150 Male</b>			
<b>Information</b>	[Type= continuous] [Format=numeric] [Range= 0-176] [Missing=*/99999]		
<b>Statistics [NW/ W]</b>	[Valid=215 /-] [Invalid=290 /-] [Mean=3.558 /-] [StdDev=14.071 /-]		
<b># e150b: M3E150 Female</b>			
<b>Information</b>	[Type= continuous] [Format=numeric] [Range= 0-62] [Missing=*/99999]		
<b>Statistics [NW/ W]</b>	[Valid=215 /-] [Invalid=290 /-] [Mean=2.233 /-] [StdDev=5.202 /-]		
<b># e150c: M3E150 Total</b>			
<b>Information</b>	[Type= continuous] [Format=numeric] [Range= 0-238] [Missing=*/99999]		
<b>Statistics [NW/ W]</b>	[Valid=215 /-] [Invalid=290 /-] [Mean=5.791 /-] [StdDev=18.824 /-]		
<b># e151a: M3E151a Male hired number in 2009</b>			
<b>Information</b>	[Type= continuous] [Format=numeric] [Range= 0-103] [Missing=*/99999]		
<b>Statistics [NW/ W]</b>	[Valid=214 /-] [Invalid=291 /-] [Mean=0.907 /-] [StdDev=7.1 /-]		
<b># e151b: M3E151b Female hired number in 2009</b>			
<b>Information</b>	[Type= discrete] [Format=numeric] [Range= 0-20] [Missing=*/99999]		
<b>Statistics [NW/ W]</b>	[Valid=214 /-] [Invalid=291 /-] [Mean=0.318 /-] [StdDev=1.514 /-]		
Value	Label	Cases	Percentage
0		184	86.0%
1		18	8.4%
2		6	2.8%
3		3	1.4%
4		1	0.5%
5		1	0.5%
20		1	0.5%
99999		1	
Systemiss		290	
<i>Warning: these figures indicate the number of cases found in the data file. They cannot be interpreted as summary statistics of the population of interest.</i>			
<b># e151c: M3E151c Total hired number in 2009</b>			
<b>Information</b>	[Type= continuous] [Format=numeric] [Range= 0-123] [Missing=*/99999]		
<b>Statistics [NW/ W]</b>	[Valid=214 /-] [Invalid=291 /-] [Mean=1.224 /-] [StdDev=8.524 /-]		
<b># e151d: M3E151d Male hired number in 2010</b>			
<b>Information</b>	[Type= continuous] [Format=numeric] [Range= 0-237] [Missing=*/99999]		
<b>Statistics [NW/ W]</b>	[Valid=214 /-] [Invalid=291 /-] [Mean=2.061 /-] [StdDev=17.359 /-]		
<b># e151e: M3E151e Female hired number in 2010</b>			
<b>Information</b>	[Type= continuous] [Format=numeric] [Range= 0-75] [Missing=*/99999]		
<b>Statistics [NW/ W]</b>	[Valid=214 /-] [Invalid=291 /-] [Mean=0.687 /-] [StdDev=5.434 /-]		

<b># e151f: M3E151f Total hired number in 2010</b>			
<b>Information</b>	[Type= continuous] [Format=numeric] [Range= 0-312] [Missing=*/99999]		
<b>Statistics [NW/ W]</b>	[Valid=214 /-] [Invalid=291 /-] [Mean=2.748 /-] [StdDev=22.756 /-]		
<b># e151g: M3E151g Male hired number in 2011</b>			
<b>Information</b>	[Type= continuous] [Format=numeric] [Range= 0-116] [Missing=*/99999]		
<b>Statistics [NW/ W]</b>	[Valid=215 /-] [Invalid=290 /-] [Mean=1.451 /-] [StdDev=8.784 /-]		
<b># e151h: M3E151h Female hired number in 2011</b>			
<b>Information</b>	[Type= continuous] [Format=numeric] [Range= 0-50] [Missing=*/99999]		
<b>Statistics [NW/ W]</b>	[Valid=215 /-] [Invalid=290 /-] [Mean=0.591 /-] [StdDev=3.667 /-]		
<b># e151i: M3E151i Total hired number in 2011</b>			
<b>Information</b>	[Type= continuous] [Format=numeric] [Range= 0-166] [Missing=*/99999]		
<b>Statistics [NW/ W]</b>	[Valid=215 /-] [Invalid=290 /-] [Mean=2.042 /-] [StdDev=12.361 /-]		
<b># m3e152: M3E152 Do interns take part in specifically designed trainin</b>			
<b>Information</b>	[Type= discrete] [Format=numeric] [Range= 1-9] [Missing=*]		
<b>Statistics [NW/ W]</b>	[Valid=215 /-] [Invalid=290 /-]		
<b>Value</b>	<b>Label</b>	<b>Cases</b>	<b>Percentage</b>
1	Yes	39	18.1%
2	No	176	81.9%
9	Missing	0	
Sysmiss		290	
<i>Warning: these figures indicate the number of cases found in the data file. They cannot be interpreted as summary statistics of the population of interest.</i>			
<b># m3e153: M3E153 How long on average are the apprenticeships / interns</b>			
<b>Information</b>	[Type= discrete] [Format=numeric] [Range= 0-12] [Missing=*/99]		
<b>Statistics [NW/ W]</b>	[Valid=214 /-] [Invalid=291 /-] [Mean=1.752 /-] [StdDev=1.463 /-]		
<b>Value</b>	<b>Label</b>	<b>Cases</b>	<b>Percentage</b>
0		12	5.6%
1		113	52.8%
2		42	19.6%
3		36	16.8%
4		3	1.4%
6		6	2.8%
10		1	0.5%
12		1	0.5%
99		1	
Sysmiss		290	
<i>Warning: these figures indicate the number of cases found in the data file. They cannot be interpreted as summary statistics of the population of interest.</i>			
<b># m3e154: M3E154 What are the financial agreements?</b>			
<b>Information</b>	[Type= discrete] [Format=numeric] [Range= 1-99] [Missing=*]		
<b>Statistics [NW/ W]</b>	[Valid=215 /-] [Invalid=290 /-]		
<b>Value</b>	<b>Label</b>	<b>Cases</b>	<b>Percentage</b>
1	Interns have to pay money	3	1.4%
2	Interns receive money	11	5.1%
3	Interns sponsored by other institution	2	0.9%

<b># m3e154: M3E154 What are the financial agreements?</b>			
Value	Label	Cases	Percentage
4	Interns sponsored by other institution	197	91.6%
99	Not stated	2	0.9%
Sysmiss		290	
<i>Warning: these figures indicate the number of cases found in the data file. They cannot be interpreted as summary statistics of the population of interest.</i>			
<b># e155a: M3E155a What is the reason for not hosting interns</b>			
<b>Information</b>	[Type= discrete] [Format=numeric] [Range= 1-6] [Missing=*]		
<b>Statistics [NW/ W]</b>	[Valid=288 /-] [Invalid=217 /-]		
Value	Label	Cases	Percentage
1	No need	67	23.3%
2	No capacity / tooo small	52	18.1%
3	Too cumbersome	25	8.7%
4	No appropriate candidates	79	27.4%
5	Candidates want to be paid / paid too much	18	6.2%
6	Other	47	16.3%
Sysmiss		217	
<i>Warning: these figures indicate the number of cases found in the data file. They cannot be interpreted as summary statistics of the population of interest.</i>			
<b># e155b: M3E155b What is the reason for not hosting interns</b>			
<b>Information</b>	[Type= discrete] [Format=numeric] [Range= 1-6] [Missing=*]		
<b>Statistics [NW/ W]</b>	[Valid=137 /-] [Invalid=368 /-]		
Value	Label	Cases	Percentage
1	No need	12	8.8%
2	No capacity / tooo small	32	23.4%
3	Too cumbersome	29	21.2%
4	No appropriate candidates	28	20.4%
5	Candidates want to be paid / paid too much	19	13.9%
6	Other	17	12.4%
Sysmiss		368	
<i>Warning: these figures indicate the number of cases found in the data file. They cannot be interpreted as summary statistics of the population of interest.</i>			
<b># e155c: M3E155c What is the reason for not hosting interns</b>			
<b>Information</b>	[Type= discrete] [Format=numeric] [Range= 1-6] [Missing=*]		
<b>Statistics [NW/ W]</b>	[Valid=39 /-] [Invalid=466 /-]		
Value	Label	Cases	Percentage
1	No need	6	15.4%
2	No capacity / tooo small	2	5.1%
3	Too cumbersome	7	17.9%
4	No appropriate candidates	11	28.2%
5	Candidates want to be paid / paid too much	8	20.5%
6	Other	5	12.8%
Sysmiss		466	
<i>Warning: these figures indicate the number of cases found in the data file. They cannot be interpreted as summary statistics of the population of interest.</i>			
<b># e155: M3E155 Specify</b>			
<b>Information</b>	[Type= discrete] [Format=character] [Missing=*]		
<b>Statistics [NW/ W]</b>	[Valid=64 /-] [Invalid=0 /-]		

# e155: M3E155 Specify

Value	Label	Cases	Percentage
0		1	1.6%
ABANYARWAN NTIBARUMVA AKAZI		1	1.6%
AHO BAKORERA NI KURE CYANE		1	1.6%
AKARERE NIKO KABATWOHER		1	1.6%
BABONA HARI IBITAGENDA NEZA		1	1.6%
BAKENERA AHO KUBA KNDI IKIGO N		1	1.6%
BANGA GUKORERA MU BYARO		1	1.6%
BARAHASUZUC		1	1.6%
BARANGIZA BAHITA BATANGIRA AKA		1	1.6%
BITERWA NAHO IKIGO GIHEREREYE		1	1.6%
IKIGO KIRACYARI GISHYASHYA		1	1.6%
IMITERERE Y'IKIGO NTABAHARI		1	1.6%
KUBURA IBIKORWA REMEZO		1	1.6%
NI KURE NTIBAJYA BAHAZA		1	1.6%
NKA TTC BAFITE BUGUFI IJYE IBA		1	1.6%
NO COORDINATION EXISTING		1	1.6%
NTA BARABISABA		1	1.6%
NTA BIGA NORMALE PRIMAIRE		1	1.6%
NTA BUDGET YABO IHARI		1	1.6%
NTA BUSHOBOZI DUFITE		1	1.6%

# e155: M3E155 Specify

Value	Label	Cases	Percentage
NTA GAHUNDA YABO YATEGANIJWE		1	1.6%
NTA MURIRO NIKURE Y'UMUHANDA		1	1.6%
NTABABIDUSA		1	1.6%
NTABABISABA BABISHAKA		1	1.6%
NTABABISABYI		1	1.6%
NTABABONEKA		1	1.6%
NTABAJE KUBISABA		1	1.6%
NTABAJYA BABISABA		1	1.6%
NTABAJYA BASABA KWIMENYEREZA		1	1.6%
NTABANTU BAJYA BABISABA		1	1.6%
NTABANTU BARI BABISABA		1	1.6%
NTABARABISA		2	3.1%
NTABASABA		1	1.6%
NTABAZA GUSABA		3	4.7%
NTABAZA KUBISABA		2	3.1%
NTABIMENYER BABISABA		1	1.6%
NTABO BARATWOHERI		1	1.6%
NTABO TUBONA		1	1.6%
NTABO TWABONA HAFI		1	1.6%
NTABOTUBONA		1	1.6%
NTABWO BABA BAHASABYE		1	1.6%
NTABWO BARIBAZA KUBIDUSABA		1	1.6%
NTABWO TURAMENYEKA		1	1.6%
NTABYO AZI		1	1.6%
NTAGARAGE IKIGO GIFITE		1	1.6%
NTAMUSARURU BATANGA		1	1.6%



# e155: M3E155 Specify

Value	Label	Cases	Percentage
NTIBABISABA		1	1.6%
NTIBABONEKA		2	3.1%
NTIBARABATW		1	1.6%
NTIBARAZA GUSABA STAGE		1	1.6%
NTIBAZA KUBERA KUBERA ARI KURE		1	1.6%
NTIBIMENYEW		1	1.6%
NTIBISANZWE BIKORWA		1	1.6%
TURI KURE Y'UMUHANDA ABAMENYER		1	1.6%
UMWANYA MUTO		1	1.6%
UNDER GOVERNMENT SUPERVISION		1	1.6%
aho ikigo kiri ni kure cyane		1	1.6%
iyo systeme ni nshyanshya hano		1	1.6%
ntibayizi cyangw ni barayimeny		1	1.6%

*Warning: these figures indicate the number of cases found in the data file. They cannot be interpreted as summary statistics of the population of interest.*

**# f001: M3F001 What was the major source of your start- up capital**

**Information** [Type= discrete] [Format=numeric] [Range= 1-99] [Missing=\*]

**Statistics [NW/ W]** [Valid=305 /-] [Invalid=200 /-]

Value	Label	Cases	Percentage
1	Own saving	6	2.0%
2	Loans from	2	0.7%
3	Contributions from others	31	10.2%
4	Loans from commercial banks	6	2.0%
5	Informal money lenders	0	
6	Government lending agencies	2	0.7%
7	Micro finance institutions	1	0.3%
8	Public share issuing	89	29.2%
9	Inheritance	6	2.0%
10	Other	122	40.0%
11	Don't know	40	13.1%
99	Missing	0	
Sysmiss		200	

*Warning: these figures indicate the number of cases found in the data file. They cannot be interpreted as summary statistics of the population of interest.*

**# f001a: M3F001 Other Specify**

**Information** [Type= discrete] [Format=character] [Missing=\*]

**Statistics [NW/ W]** [Valid=133 /-] [Invalid=0 /-]

Value	Label	Cases	Percentage
ABABYEYI BASENGERA MURI ISLAM		1	0.8%
ABABYEYI BISHYZE HAMWE		1	0.8%
ABABYEYI NA LETA		1	0.8%
ABABYEYI NA LETA IBATERA INKUN		1	0.8%
ABAMMISSIONN		1	0.8%
ABANE BIKIRA		1	0.8%
ABATERANKUN		2	1.5%
ABATERANKUN BA APIDERBU		1	0.8%
ABATURAGE BAMADINI BISHIZEHAMW		1	0.8%
ABIHAYE IMANA		1	0.8%
ABIHAYIMANA		1	0.8%
ABIHAYIMANA EAR		1	0.8%
ADEPR		1	0.8%
AMAFAR.YATA N'ABIHAYIMAN		1	0.8%

# f001a: M3F001 Other Specify

Value	Label	Cases	Percentage
AMAFARANGA Y'ABAKIRISITU		1	0.8%
AMAFARANGA YA BIHAYE IMANA		1	0.8%
AMAFARANGA YA LETA		1	0.8%
AMAFARANGA YATANZWE NA ISLAM		1	0.8%
AMAFRANGA YA KILIZIYA CAHOLIU		1	0.8%
ASSOCIATION Y'ABABYEYI		1	0.8%
AVA MUNGENGO Y'IMARI YA LETA		1	0.8%
AVA MURI LETA		1	0.8%
AVA MURI LETA NO MUMUSARURO		1	0.8%
AYA DIOCESE		1	0.8%
AYA KIRIZIYA		1	0.8%
BAYAHABWA NA LETA		2	1.5%
BENEBIKIRA		1	0.8%
CATHOLIC CHURCH & GOVERMENT		1	0.8%
DIOCESE CATHOLIQUE BUTARE		1	0.8%
DIOCESE GIKONGORO NABATERANKU		1	0.8%
DIOCESE NA LETA		1	0.8%
EGLISE CATHOLIQUE		16	12.0%
EGLISE CATHOLIQUE HAMWE NALETA		1	0.8%
EGLISE CATOLIQUE		1	0.8%
EGLISE METHODISTE LIBRE		1	0.8%
FINANCEMENT EAR		1	0.8%
FRW Y'ITORERO		1	0.8%

# f001a: M3F001 Other Specify

Value	Label	Cases	Percentage
IDINI		1	0.8%
IKIRIZIYA GATOLIKA		1	0.8%
IMISANZU Y'ABABYEYI		2	1.5%
IMISANZU YA BANYIRIKIGO		1	0.8%
IMISANZU YABABYEYI		1	0.8%
IMPANI ZAHawe EMUR		1	0.8%
IMPANO N'INKUNGA		1	0.8%
IMPANO Z'ABIHA YIMAN		1	0.8%
INKUNGA Y'ABA SUEDOUAIS(SU		1	0.8%
INKUNGA Y'ITORERO (IDINI)		1	0.8%
INKUNGA YA LETA		2	1.5%
INKUNGA YATURUTSE MURI NORVEGE		1	0.8%
INTWERERANO YA SWEDEN		1	0.8%
ITORERO ADVENTISTE		1	0.8%
Imari ya kiriziya		1	0.8%
KILIZIYA CATJOLIQUE IFATANYIJE		1	0.8%
KILIZIYA GATOLIKA		1	0.8%
KILIZIYA GATORIKA		1	0.8%
KILIZIYA GATULIKA		3	2.3%
KILIZIYA GATURIKA		1	0.8%
KIRIZIYA		1	0.8%
KIRIZIYA GATORIKA		1	0.8%
KU ITORO		1	0.8%
KUKIRIZIYA YAGATORIKA		1	0.8%
LETA		6	4.5%
LETA N'IMIGANDA		1	0.8%

# f001a: M3F001 Other Specify

Value	Label	Cases	Percentage
LETA NA EGLISE CATHOLIQUE		1	0.8%
LETA YAFATANIJE N' ABAPADIRI		1	0.8%
LETA(LETA NIYO YAYATANZE)		1	0.8%
MINEDUC		2	1.5%
MU BABYEYI		1	0.8%
MU DINI YA EAR		1	0.8%
MU ITORERO		1	0.8%
MURI DIOCESE(EAR)-		1	0.8%
MURI EGLISE ADVENTISTE		1	0.8%
MURI EGLISE CATHOLIQUE		2	1.5%
MURI EGLISE METHODISTE		2	1.5%
MURI LETA		1	0.8%
MURI LETA NIMISARURO		1	0.8%
MURI MINEDUC		1	0.8%
MWITORERO		1	0.8%
N'AYA LETA		1	0.8%
NI AY'ITORERO RYA EAR		1	0.8%
NI CYA LETA		1	0.8%
NI INKUNGA ZA ONG JUMELAGE		1	0.8%
NI ITORERO ADEPR RYABITANGIYE		1	0.8%
NI KILIZIYA YAHATANGIYE		1	0.8%
NI LETA KU NKUNGA YA DCDP		1	0.8%
NI MURI LETA		1	0.8%
PAROISSE NIYO YACYUBATSE		1	0.8%
PARUWASI YA KIRIZIYA GATORIKA		1	0.8%
PERES ITALIENS		1	0.8%

**# f001a: M3F001 Other Specify**

Value	Label	Cases	Percentage
SUBVENTIONS PERE FREPPON		1	0.8%
TWAYAHAWE NA KIRIZIYA KATURIKA		1	0.8%
TWAYAHAWE NA LETA		1	0.8%
UMUGANDA WABATURAGE NA LETA		1	0.8%
UMURYANGO W'ABIHAYE IMANA		1	0.8%
UMUSANZU W'ABABYEYI		1	0.8%
YATANZWE NA LETA		1	0.8%
YAVUYE MURI LETA		2	1.5%
abaterankunga		1	0.8%
ibigo bifashwa na leta		1	0.8%
ifashanyo		1	0.8%
inkunga ya Dioceze		1	0.8%
inkunga ya leta		1	0.8%
leta		1	0.8%

*Warning: these figures indicate the number of cases found in the data file. They cannot be interpreted as summary statistics of the population of interest.*

**# f002: M3F002 If own saving, what was the major source?**

<b>Information</b>	[Type= discrete] [Format=numeric] [Range= 1-9] [Missing=*]
<b>Statistics [NW/ W]</b>	[Valid=6 /-] [Invalid=499 /-]

Value	Label	Cases	Percentage
1	Previous employment public	3	50.0%
2	Previous employment in private	1	16.7%
3	Sale of farm products	1	16.7%
4	Sale of assets (cattle, property)	1	16.7%
5	Other	0	
9	Not stated	0	
Sysmiss		499	

*Warning: these figures indicate the number of cases found in the data file. They cannot be interpreted as summary statistics of the population of interest.*

**# f002a: M3F002 Other Specify**

<b>Information</b>	[Type= discrete] [Format=character] [Missing=*]
<b>Statistics [NW/ W]</b>	[Valid=1 /-] [Invalid=0 /-]

Value	Label	Cases	Percentage
MU BIHAYE IMANA		1	100.0%

*Warning: these figures indicate the number of cases found in the data file. They cannot be interpreted as summary statistics of the population of interest.*

<b># f003: M3F003 Have you ever applied for a loan from a bank or anot</b>			
<b>Information</b>	[Type= discrete] [Format=numeric] [Range= 1-9] [Missing=*]		
<b>Statistics [NW/ W]</b>	[Valid=305 /-] [Invalid=200 /-]		
<b>Value</b>	<b>Label</b>	<b>Cases</b>	<b>Percentage</b>
1	Yes	96	31.5%
2	No	203	66.6%
9	Not stated	6	2.0%
Sysmiss		200	
<i>Warning: these figures indicate the number of cases found in the data file. They cannot be interpreted as summary statistics of the population of interest.</i>			
<b># f004a: M3F004 a Reason of No need</b>			
<b>Information</b>	[Type= discrete] [Format=numeric] [Range= 1-9] [Missing=*]		
<b>Statistics [NW/ W]</b>	[Valid=201 /-] [Invalid=304 /-]		
<b>Value</b>	<b>Label</b>	<b>Cases</b>	<b>Percentage</b>
1	Yes	120	59.7%
2	No	81	40.3%
9	Not stated	0	
Sysmiss		304	
<i>Warning: these figures indicate the number of cases found in the data file. They cannot be interpreted as summary statistics of the population of interest.</i>			
<b># f004b: M3F004 b No guarantee</b>			
<b>Information</b>	[Type= discrete] [Format=numeric] [Range= 1-9] [Missing=*]		
<b>Statistics [NW/ W]</b>	[Valid=201 /-] [Invalid=304 /-]		
<b>Value</b>	<b>Label</b>	<b>Cases</b>	<b>Percentage</b>
1	Yes	52	25.9%
2	No	149	74.1%
9	Not stated	0	
Sysmiss		304	
<i>Warning: these figures indicate the number of cases found in the data file. They cannot be interpreted as summary statistics of the population of interest.</i>			
<b># f004c: M3F004 c Long procedures</b>			
<b>Information</b>	[Type= discrete] [Format=numeric] [Range= 1-9] [Missing=*]		
<b>Statistics [NW/ W]</b>	[Valid=201 /-] [Invalid=304 /-]		
<b>Value</b>	<b>Label</b>	<b>Cases</b>	<b>Percentage</b>
1	Yes	55	27.4%
2	No	146	72.6%
9	Not stated	0	
Sysmiss		304	
<i>Warning: these figures indicate the number of cases found in the data file. They cannot be interpreted as summary statistics of the population of interest.</i>			
<b># f004d: M3F004 d High interest rate</b>			
<b>Information</b>	[Type= discrete] [Format=numeric] [Range= 1-9] [Missing=*]		
<b>Statistics [NW/ W]</b>	[Valid=201 /-] [Invalid=304 /-]		
<b>Value</b>	<b>Label</b>	<b>Cases</b>	<b>Percentage</b>
1	Yes	42	20.9%
2	No	159	79.1%
9	Not stated	0	
Sysmiss		304	

<b># f004d: M3F004 d High interest rate</b>			
<i>Warning: these figures indicate the number of cases found in the data file. They cannot be interpreted as summary statistics of the population of interest.</i>			
<b># f004e: M3F004 e Lack of information</b>			
<b>Information</b>	[Type= discrete] [Format=numeric] [Range= 1-9] [Missing=*]		
<b>Statistics [NW/ W]</b>	[Valid=201 /-] [Invalid=304 /-]		
<b>Value</b>	<b>Label</b>	<b>Cases</b>	<b>Percentage</b>
1	Yes	10	5.0%
2	No	191	95.0%
9	Not stated	0	
Sysmiss		304	
<i>Warning: these figures indicate the number of cases found in the data file. They cannot be interpreted as summary statistics of the population of interest.</i>			
<b># f004f: M3F004 f Fear of risks</b>			
<b>Information</b>	[Type= discrete] [Format=numeric] [Range= 1-9] [Missing=*]		
<b>Statistics [NW/ W]</b>	[Valid=201 /-] [Invalid=304 /-]		
<b>Value</b>	<b>Label</b>	<b>Cases</b>	<b>Percentage</b>
1	Yes	26	12.9%
2	No	175	87.1%
9	Not stated	0	
Sysmiss		304	
<i>Warning: these figures indicate the number of cases found in the data file. They cannot be interpreted as summary statistics of the population of interest.</i>			
<b># f004g: M3F004 g Other</b>			
<b>Information</b>	[Type= discrete] [Format=numeric] [Range= 1-9] [Missing=*]		
<b>Statistics [NW/ W]</b>	[Valid=200 /-] [Invalid=305 /-]		
<b>Value</b>	<b>Label</b>	<b>Cases</b>	<b>Percentage</b>
1	Yes	33	16.5%
2	No	167	83.5%
9	Not stated	0	
Sysmiss		305	
<i>Warning: these figures indicate the number of cases found in the data file. They cannot be interpreted as summary statistics of the population of interest.</i>			
<b># f004h: M3F004 h Other Specify</b>			
<b>Information</b>	[Type= discrete] [Format=character] [Missing=*]		
<b>Statistics [NW/ W]</b>	[Valid=10 /-] [Invalid=0 /-]		
<b>Value</b>	<b>Label</b>	<b>Cases</b>	<b>Percentage</b>
BUGDET		1	10.0%
IRAHAGIJE		1	10.0%
IBIKORWA		1	10.0%
BYACU NTA		1	10.0%
NYUNGU BITA		1	10.0%
IDINI LETA		1	10.0%
NTA		1	10.0%
MISHINGA		1	10.0%
YIHUTIRWA		1	10.0%
NTABUBASHA		1	10.0%
ABIFITIYE		1	10.0%
NTABURENGAN		1	10.0%



**# f004h: M3F004 h Other Specify**

Value	Label	Cases	Percentage
NTABWO ITEGEKO RIBYEMERA		1	10.0%
NTIBABYEMER		2	20.0%
NTIYABYEMER		1	10.0%

*Warning: these figures indicate the number of cases found in the data file. They cannot be interpreted as summary statistics of the population of interest.*

**# f005: M3F005 Have you received a loan from a bank or another fina**

<b>Information</b>	[Type= discrete] [Format=numeric] [Range= 1-9] [Missing=*]
<b>Statistics [NW/ W]</b>	[Valid=96 /-] [Invalid=409 /-]

Value	Label	Cases	Percentage
1	Yes	89	92.7%
2	No	7	7.3%
9	Not stated	0	
Sysmiss		409	

*Warning: these figures indicate the number of cases found in the data file. They cannot be interpreted as summary statistics of the population of interest.*

**# f006a: M3F006 a Reason Poor/No business plan**

<b>Information</b>	[Type= discrete] [Format=numeric] [Range= 1-9] [Missing=*]
<b>Statistics [NW/ W]</b>	[Valid=7 /-] [Invalid=498 /-]

Value	Label	Cases	Percentage
1	Yes	4	57.1%
2	No	3	42.9%
9	Not stated	0	
Sysmiss		498	

*Warning: these figures indicate the number of cases found in the data file. They cannot be interpreted as summary statistics of the population of interest.*

**# f006b: M3F006 b No guarantee/Insufficient**

<b>Information</b>	[Type= discrete] [Format=numeric] [Range= 1-9] [Missing=*]
<b>Statistics [NW/ W]</b>	[Valid=7 /-] [Invalid=498 /-]

Value	Label	Cases	Percentage
1	Yes	5	71.4%
2	No	2	28.6%
9	Not stated	0	
Sysmiss		498	

*Warning: these figures indicate the number of cases found in the data file. They cannot be interpreted as summary statistics of the population of interest.*

**# f006c: M3F006 c Lack of start\_up fund**

<b>Information</b>	[Type= discrete] [Format=numeric] [Range= 1-9] [Missing=*]
<b>Statistics [NW/ W]</b>	[Valid=7 /-] [Invalid=498 /-]

Value	Label	Cases	Percentage
1	Yes	0	
2	No	7	100.0%
9	Not stated	0	
Sysmiss		498	

*Warning: these figures indicate the number of cases found in the data file. They cannot be interpreted as summary statistics of the population of interest.*

<b># f006d: M3F006 d No feedback from the bank</b>			
<b>Information</b>	[Type= discrete] [Format=numeric] [Range= 1-9] [Missing=*]		
<b>Statistics [NW/ W]</b>	[Valid=7 /-] [Invalid=498 /-]		
<b>Value</b>	<b>Label</b>	<b>Cases</b>	<b>Percentage</b>
1	Yes	0	
2	No	7	100.0%
9	Not stated	0	
Sysmiss		498	
<i>Warning: these figures indicate the number of cases found in the data file. They cannot be interpreted as summary statistics of the population of interest.</i>			
<b># f006e: M3F006 e Other</b>			
<b>Information</b>	[Type= discrete] [Format=numeric] [Range= 1-9] [Missing=*]		
<b>Statistics [NW/ W]</b>	[Valid=7 /-] [Invalid=498 /-]		
<b>Value</b>	<b>Label</b>	<b>Cases</b>	<b>Percentage</b>
1	Yes	1	14.3%
2	No	6	85.7%
9	Not stated	0	
Sysmiss		498	
<i>Warning: these figures indicate the number of cases found in the data file. They cannot be interpreted as summary statistics of the population of interest.</i>			
<b># f006f: M3F006 f Other Specify</b>			
<b>Information</b>	[Type= discrete] [Format=character] [Missing=*]		
<b>Statistics [NW/ W]</b>	[Valid=1 /-] [Invalid=0 /-]		
<b>Value</b>	<b>Label</b>	<b>Cases</b>	<b>Percentage</b>
UMUSHINGA UTIZWE NEZA		1	100.0%
<i>Warning: these figures indicate the number of cases found in the data file. They cannot be interpreted as summary statistics of the population of interest.</i>			
<b># f010a: Number of Permanent employees receiving wage</b>			
<b>Information</b>	[Type= continuous] [Format=numeric] [Range= 0-466] [Missing=*/999999999]		
<b>Statistics [NW/ W]</b>	[Valid=501 /-] [Invalid=4 /-] [Mean=23.126 /-] [StdDev=27.481 /-]		
<b># f010e: Number of permanent employee receing Bonuses</b>			
<b>Information</b>	[Type= continuous] [Format=numeric] [Range= 0-2155] [Missing=*/999999999]		
<b>Statistics [NW/ W]</b>	[Valid=501 /-] [Invalid=4 /-] [Mean=12.639 /-] [StdDev=96.499 /-]		
<b># f010i: Number of permanent employee receing allowances</b>			
<b>Information</b>	[Type= continuous] [Format=numeric] [Range= 0-5410] [Missing=*/999999999]		
<b>Statistics [NW/ W]</b>	[Valid=501 /-] [Invalid=4 /-] [Mean=24.651 /-] [StdDev=242.329 /-]		
<b># f010m: Number of permanent employee receing social security contribution</b>			
<b>Information</b>	[Type= continuous] [Format=numeric] [Range= 0-466] [Missing=*/999999999]		
<b>Statistics [NW/ W]</b>	[Valid=501 /-] [Invalid=4 /-] [Mean=20.22 /-] [StdDev=26.909 /-]		
<b># f010q: Number of permanent employee receing training</b>			
<b>Information</b>	[Type= continuous] [Format=numeric] [Range= 0-49] [Missing=*/999999999]		
<b>Statistics [NW/ W]</b>	[Valid=501 /-] [Invalid=4 /-] [Mean=1.589 /-] [StdDev=5.218 /-]		
<b># f010u: Number of permanent employee receing other benefits</b>			
<b>Information</b>	[Type= continuous] [Format=numeric] [Range= 0-3193] [Missing=*/999999999]		

<b># f010u: Number of permanent employee receing other benefits</b>			
Statistics [NW/ W]	[Valid=501 /-] [Invalid=4 /-] [Mean=11.058 /-] [StdDev=143.266 /-]		
<b># f010b: Amount Paid to permanent employees for wages and salaries/over time</b>			
Information	[Type= continuous] [Format=numeric] [Range= 0-220814934] [Missing=*/999999999]		
Statistics [NW/ W]	[Valid=499 /-] [Invalid=6 /-] [Mean=3172032.906 /-] [StdDev=13182744.36 /-]		
<b># f010f: Amount Paid to permanent employees for bonus</b>			
Information	[Type= continuous] [Format=numeric] [Range= 0-15915142] [Missing=*/999999999]		
Statistics [NW/ W]	[Valid=500 /-] [Invalid=5 /-] [Mean=198296.132 /-] [StdDev=854631.759 /-]		
<b># f010j: Amount Paid to permanent employees for allowances</b>			
Information	[Type= continuous] [Format=numeric] [Range= 0-112002105] [Missing=*/999999999]		
Statistics [NW/ W]	[Valid=501 /-] [Invalid=4 /-] [Mean=652956.996 /-] [StdDev=5462053.344 /-]		
<b># f010n: Amount Paid to permanent employees for social security</b>			
Information	[Type= continuous] [Format=numeric] [Range= 0-60310508] [Missing=*/999999999]		
Statistics [NW/ W]	[Valid=499 /-] [Invalid=6 /-] [Mean=420412.253 /-] [StdDev=3150459.823 /-]		
<b># f010r: Amount Paid to permanent employees for training</b>			
Information	[Type= continuous] [Format=numeric] [Range= 0-3000000] [Missing=*/999999999]		
Statistics [NW/ W]	[Valid=500 /-] [Invalid=5 /-] [Mean=23864.848 /-] [StdDev=172994.548 /-]		
<b># f010v: Amount Paid to permanent employees for other benefits</b>			
Information	[Type= continuous] [Format=numeric] [Range= 0-12002028] [Missing=*/999999999]		
Statistics [NW/ W]	[Valid=501 /-] [Invalid=4 /-] [Mean=86420.162 /-] [StdDev=629537.99 /-]		
<b># T_P: Total expenditure to permanent</b>			
Information	[Type= continuous] [Format=numeric] [Range= 0-350786563] [Missing=*		
Statistics [NW/ W]	[Valid=501 /-] [Invalid=4 /-] [Mean=4539198.762 /-] [StdDev=19811668.113 /-]		
<b># f010c: Number of temporally employees receiving wage</b>			
Information	[Type= continuous] [Format=numeric] [Range= 0-40] [Missing=*/999999999]		
Statistics [NW/ W]	[Valid=494 /-] [Invalid=11 /-] [Mean=1.816 /-] [StdDev=4.587 /-]		
<b># f010g: Number of temporally employees receiving bonus</b>			
Information	[Type= discrete] [Format=numeric] [Range= 0-20] [Missing=*/999999999]		
Statistics [NW/ W]	[Valid=493 /-] [Invalid=12 /-] [Mean=0.217 /-] [StdDev=1.527 /-]		
<b>Value</b>	<b>Label</b>	<b>Cases</b>	<b>Percentage</b>
0		476	96.6%
1		2	0.4%
2		4	0.8%
3		1	0.2%
4		1	0.2%
5		2	0.4%
6		2	0.4%
8		1	0.2%
11		1	0.2%
14		1	0.2%
15		1	0.2%

<b># f010g: Number of temporally employees receiving bonus</b>			
Value	Label	Cases	Percentage
20		1	0.2%
999999999		12	
<i>Warning: these figures indicate the number of cases found in the data file. They cannot be interpreted as summary statistics of the population of interest.</i>			
<b># f010k: Number of temporally employees receiving allowances</b>			
<b>Information</b>	[Type= discrete] [Format=numeric] [Range= 0-16] [Missing=*/999999999]		
<b>Statistics [NW/ W]</b>	[Valid=492 /-] [Invalid=13 /-] [Mean=0.209 /-] [StdDev=1.364 /-]		
Value	Label	Cases	Percentage
0		472	95.9%
1		3	0.6%
2		6	1.2%
3		2	0.4%
4		2	0.4%
6		1	0.2%
8		2	0.4%
11		2	0.4%
14		1	0.2%
16		1	0.2%
999999999		13	
<i>Warning: these figures indicate the number of cases found in the data file. They cannot be interpreted as summary statistics of the population of interest.</i>			
<b># f010o: Number of temporally employees receiving socialsecurity contribution</b>			
<b>Information</b>	[Type= continuous] [Format=numeric] [Range= 0-76] [Missing=*/999999999]		
<b>Statistics [NW/ W]</b>	[Valid=494 /-] [Invalid=11 /-] [Mean=0.913 /-] [StdDev=4.846 /-]		
<b># f010s: Number of temporally employees receiving training</b>			
<b>Information</b>	[Type= continuous] [Format=numeric] [Range= 0-26] [Missing=*/999999999]		
<b>Statistics [NW/ W]</b>	[Valid=495 /-] [Invalid=10 /-] [Mean=0.129 /-] [StdDev=1.35 /-]		
<b># f010w: Number of temporally employees receiving other benefits</b>			
<b>Information</b>	[Type= discrete] [Format=numeric] [Range= 0-16] [Missing=*/999999999]		
<b>Statistics [NW/ W]</b>	[Valid=493 /-] [Invalid=12 /-] [Mean=0.122 /-] [StdDev=1.013 /-]		
Value	Label	Cases	Percentage
0		480	97.4%
1		4	0.8%
2		2	0.4%
3		1	0.2%
4		1	0.2%
5		1	0.2%
7		1	0.2%
8		1	0.2%
9		1	0.2%
16		1	0.2%
999999999		12	
<i>Warning: these figures indicate the number of cases found in the data file. They cannot be interpreted as summary statistics of the population of interest.</i>			

<b># f010d: Amount Paid to temporally employees for wages and salaries/over time</b>			
<b>Information</b>	[Type= continuous] [Format=numeric] [Range= 0-30400000] [Missing=*/999999999]		
<b>Statistics [NW/ W]</b>	[Valid=494 /-] [Invalid=11 /-] [Mean=230833.743 /-] [StdDev=1749205.333 /-]		
<b># f010h: Amount Paid to temporally employees for bonus</b>			
<b>Information</b>	[Type= continuous] [Format=numeric] [Range= 0-2500000] [Missing=*/999999999]		
<b>Statistics [NW/ W]</b>	[Valid=493 /-] [Invalid=12 /-] [Mean=6942.229 /-] [StdDev=114695.429 /-]		
<b># f010l: Amount Paid to temporally employees for allowances</b>			
<b>Information</b>	[Type= continuous] [Format=numeric] [Range= 0-474362] [Missing=*/999999999]		
<b>Statistics [NW/ W]</b>	[Valid=492 /-] [Invalid=13 /-] [Mean=2832.274 /-] [StdDev=28966.853 /-]		
<b># f010p: Amount Paid to temporally employees for social security contribution</b>			
<b>Information</b>	[Type= continuous] [Format=numeric] [Range= 0-1764500] [Missing=*/999999999]		
<b>Statistics [NW/ W]</b>	[Valid=494 /-] [Invalid=11 /-] [Mean=10440.051 /-] [StdDev=107413.326 /-]		
<b># f010t: Amount Paid to temporally employees for training</b>			
<b>Information</b>	[Type= continuous] [Format=numeric] [Range= 0-430000] [Missing=*/999999999]		
<b>Statistics [NW/ W]</b>	[Valid=495 /-] [Invalid=10 /-] [Mean=942.242 /-] [StdDev=19372.273 /-]		
<b># f010x: Amount Paid to temporally employees for other benefits</b>			
<b>Information</b>	[Type= continuous] [Format=numeric] [Range= 0-429000] [Missing=*/999999999]		
<b>Statistics [NW/ W]</b>	[Valid=495 /-] [Invalid=10 /-] [Mean=1110.703 /-] [StdDev=19575.292 /-]		
<b># T_T: Total expenditure to temporally</b>			
<b>Information</b>	[Type= continuous] [Format=numeric] [Range= 0-31734848] [Missing=*]		
<b>Statistics [NW/ W]</b>	[Valid=497 /-] [Invalid=8 /-] [Mean=251552.233 /-] [StdDev=1854461.972 /-]		
<b># m3f050: M3F050 major sources of funding for this institution</b>			
<b>Information</b>	[Type= discrete] [Format=numeric] [Range= 1-99] [Missing=*]		
<b>Statistics [NW/ W]</b>	[Valid=504 /-] [Invalid=1 /-]		
<b>Value</b>	<b>Label</b>	<b>Cases</b>	<b>Percentage</b>
1	Government	363	72.0%
2	Internat_Donors	7	1.4%
3	Shareholders	6	1.2%
4	Financial Institutions	0	
5	Faith-based organizations	1	0.2%
6	Payments by beneficiaries	99	19.6%
7	Selling of output / services	14	2.8%
8	Contributions from shareholders	0	
9	Others	7	1.4%
99	Not stated	7	1.4%
Sysmiss		1	
<i>Warning: these figures indicate the number of cases found in the data file. They cannot be interpreted as summary statistics of the population of interest.</i>			
<b># m3f05a: M3F050 Other Specify</b>			
<b>Information</b>	[Type= discrete] [Format=character] [Missing=*]		
<b>Statistics [NW/ W]</b>	[Valid=7 /-] [Invalid=0 /-]		

### # m3f05a: M3F050 Other Specify

Value	Label	Cases	Percentage
AMAFRANGA YISHURI		1	14.3%
MINERVAL		4	57.1%
MU MURYANGO W'ABAYISILAM		1	14.3%
SCHOOL FEES		1	14.3%

Warning: these figures indicate the number of cases found in the data file. They cannot be interpreted as summary statistics of the population of interest.

### # g010a1: M3G010 1st source\_Low skill(position)<A2

<b>Information</b>	[Type= discrete] [Format=numeric] [Range= 1-9] [Missing=*]
<b>Statistics [NW/ W]</b>	[Valid=505 /-] [Invalid=0 /-]

Value	Label	Cases	Percentage
1	Media advertisements	111	22.0%
2	Own webpage/ Internet	0	
3	LMIS/Registration systems	0	
4	Job agents / bureaus	9	1.8%
5	Friends/relatives	232	45.9%
6	Training institution	3	0.6%
7	Other	126	25.0%
9	Not applicable	24	4.8%

Warning: these figures indicate the number of cases found in the data file. They cannot be interpreted as summary statistics of the population of interest.

### # g010a2: M3G010 1st source\_High and middle skilled(position)>A2

<b>Information</b>	[Type= discrete] [Format=numeric] [Range= 1-9] [Missing=*]
<b>Statistics [NW/ W]</b>	[Valid=505 /-] [Invalid=0 /-]

Value	Label	Cases	Percentage
1	Media advertisements	279	55.2%
2	Own webpage/ Internet	2	0.4%
3	LMIS/Registration systems	1	0.2%
4	Job agents / bureaus	10	2.0%
5	Friends/relatives	36	7.1%
6	Training institution	3	0.6%
7	Other	146	28.9%
9	Not applicable	28	5.5%

Warning: these figures indicate the number of cases found in the data file. They cannot be interpreted as summary statistics of the population of interest.

### # g010b1: M3G010 2nd source\_Low skil(position)<A2

<b>Information</b>	[Type= discrete] [Format=numeric] [Range= 1-9] [Missing=*]
<b>Statistics [NW/ W]</b>	[Valid=99 /-] [Invalid=406 /-]

Value	Label	Cases	Percentage
1	Media advertisements	15	15.2%
2	Own webpage/ Internet	3	3.0%
3	LMIS/Registration systems	1	1.0%
4	Job agents / bureaus	8	8.1%
5	Friends/relatives	43	43.4%
6	Training institution	3	3.0%
7	Other	26	26.3%
9	Not applicable	0	
Sysmiss		406	

Warning: these figures indicate the number of cases found in the data file. They cannot be interpreted as summary statistics of the population of interest.

### # g010b2: M3G010 2nd source\_High and middle skilled(position)>A2

<b>Information</b>	[Type= discrete] [Format=numeric] [Range= 1-9] [Missing=*]
<b>Statistics [NW/ W]</b>	[Valid=126 /-] [Invalid=379 /-]

Value	Label	Cases	Percentage
1	Media advertisements	25	19.8%
2	Own webpage/ Internet	31	24.6%
3	LMIS/Registration systems	2	1.6%
4	Job agents / bureaus	11	8.7%
5	Friends/relatives	32	25.4%
6	Training institution	6	4.8%
7	Other	19	15.1%
9	Not applicable	0	
Sysmiss		379	

Warning: these figures indicate the number of cases found in the data file. They cannot be interpreted as summary statistics of the population of interest.

### # g010c1: M3G010 3rd source\_Low skil(position)<A2

<b>Information</b>	[Type= discrete] [Format=numeric] [Range= 1-9] [Missing=*]
<b>Statistics [NW/ W]</b>	[Valid=18 /-] [Invalid=487 /-]

Value	Label	Cases	Percentage
1	Media advertisements	3	16.7%
2	Own webpage/ Internet	1	5.6%
3	LMIS/Registration systems	0	
4	Job agents / bureaus	3	16.7%
5	Friends/relatives	4	22.2%
6	Training institution	0	
7	Other	7	38.9%
9	Missing	0	
Sysmiss		487	

Warning: these figures indicate the number of cases found in the data file. They cannot be interpreted as summary statistics of the population of interest.

### # g010c2: M3G010 3rd source\_High and middle skilled(position)>A2

<b>Information</b>	[Type= discrete] [Format=numeric] [Range= 1-9] [Missing=*]
<b>Statistics [NW/ W]</b>	[Valid=27 /-] [Invalid=478 /-]

### # g010c2: M3G010 3rd source\_High and middle skilled(position)>A2

Value	Label	Cases	Percentage
1	Media advertisements	3	11.1%
2	Own webpage/ Internet	3	11.1%
3	LMIS/Registration systems	0	
4	Job agents / bureaus	7	25.9%
5	Friends/relatives	5	18.5%
6	Training institution	2	7.4%
7	Other	7	25.9%
9	Not applicable	0	
Sysmiss		478	

Warning: these figures indicate the number of cases found in the data file. They cannot be interpreted as summary statistics of the population of interest.

### # g010: M3G010 Other Specify

<b>Information</b>	[Type= discrete] [Format=character] [Missing=*]
<b>Statistics [NW/ W]</b>	[Valid=237 /-] [Invalid=0 /-]

Value	Label	Cases	Percentage
<A2 UMURENGE/ >A2 AKARERE KRBTN		1	0.4%
ABAKOZI BAVA MU KARERE		1	0.4%
ABARI MUNSI YA A2 DUTANGA AMAT		1	0.4%
ABATUYE HAFIYIKIGO		1	0.4%
ABO MUNSI YA A2 DUTANGA AMATAN		1	0.4%
ADVERTISE ON DISTRICT		1	0.4%
AFFICHAGE		1	0.4%
AKARERE		5	2.1%
AKARERE GATANGA AKAZI		1	0.4%
AKARERE GATANGA AMATANGAZO		2	0.8%
AKARERE GATANGA AMATANGAZO		1	0.4%
AKARERE GATANGA BA LOCAL DEFEN		1	0.4%
AKARERE GATANGA ITANGAZO		1	0.4%
AKARERE KARABADUHA		1	0.4%



# g010: M3G010 Other Specify

Value	Label	Cases	Percentage
AKARERE KARABOHEREZ		1	0.4%
AKARERE N'UMURENGE		1	0.4%
AKARERE NIKO GASHAKA ABAKOZI		3	1.3%
AKARERE NIKO KABAGENA		1	0.4%
AKARERE NIKO KABASHAKA		2	0.8%
AKARERE NIKO KABATANGA		4	1.7%
AKARERE NIKO KABOHEREZA		2	0.8%
AKARERE(BICA MU KARERE)		1	0.4%
AKAREREKABI KAGASHYIR		1	0.4%
AMATANGANZ MU SENGERO		1	0.4%
AMATANGAZO ATANGWA N'UMURENGE		1	0.4%
AMATANGAZO ATARI MUBINYAMAK		1	0.4%
AMATANGAZO KUKARERE		1	0.4%
AMATANGAZO KUMURENGE		2	0.8%
AMATANGAZO KURI AFFICHAGE IKIG		1	0.4%
AMATANGAZO MU KARERE		2	0.8%
AMATANGAZO MU KIRIZIYA		1	0.4%
AMATANGAZO MU KKILIZIYA		1	0.4%
AMATANGAZO MU NAMA Y'UBUREZI		1	0.4%
AMATANGAZO MU NAMA Z'ISHURI		1	0.4%
AMATANGAZO MU NSENGERO		5	2.1%

# g010: M3G010 Other Specify

Value	Label	Cases	Percentage
AMATANGAZO MU NSENGERO/ AKARERE		1	0.4%
AMATANGAZO MUMURENGE NOMUKARER		1	0.4%
AMATANGAZO MUNSENGERO		1	0.4%
BABAHABWA N'AKARERE		1	0.4%
BABAHABWA N'UMURENGE		2	0.8%
BAHA AKAZI ABIMENYEREZ UMWUGA		1	0.4%
BAKORA EXAM KU KARERE/ INYANGAM		1	0.4%
BAKORESHWA EXAMEN N'AKARERE		1	0.4%
BARARUSHANY BOHEREZWA NA LETA		1	0.4%
BARIZANA		2	0.8%
BASHWAKWA N'AKARERE N'UMURENGE		1	0.4%
BASHYIRA ITANGAZO KU KIGO		1	0.4%
BASHYIRWA MU MYANYA		1	0.4%
BATANGA AMATANGAZO MURI EGLISE		1	0.4%
BATANGA ITANGAZO		1	0.4%
BATANGWA N'AKARERE		2	0.8%
BATORANYWA N'AKARERE		1	0.4%
BATORWA INAMA Y'ABABYEYI		1	0.4%
BATUMAHO BAGENDEYE KUCYIZERE B		1	0.4%
BAZA BAGASABA		1	0.4%
BICA MU KARERE		1	0.4%
BIKORWA N'AKARERE		1	0.4%

# g010: M3G010 Other Specify

Value	Label	Cases	Percentage
MUNAMA YUBUR			
BIMENYESHW AKARERE		1	0.4%
BIMENYESHW UMURENGE		1	0.4%
BIMENYESHW UMURENGE UKARECRUT		1	0.4%
BIREBA COMITE Y'ABABYEYI		1	0.4%
BOHEREZWA N AKARERE NA K ABABY		1	0.4%
BOHEREZWA N'AKARERE		2	0.8%
BOHEREZWAQ N'AKARERE		1	0.4%
COMITE Y'ABABYEYI N'AKARERE		1	0.4%
COMMANDE DE GESTION		1	0.4%
COMMITE Y'ABABYEYI IBASHYIRAHO		1	0.4%
COMMITEE YABYEYI NIYO IHITAMO		1	0.4%
COMPANY IN CHARGE OF THEM		1	0.4%
DIOCESE NIYO IDUHA ABARIMU		1	0.4%
DUKORESHA AFFISAGE KUMURENGE		1	0.4%
GUCA KURI KOMITE		1	0.4%
GUHITAMO INYANGAMUG.		1	0.4%
GUSABA ABAKOZI BACIRIRITSE		1	0.4%
GUSABA AKARERE ABAKOZI		1	0.4%
GUSHAKISHA UMUKOZI UMENYEREYE		1	0.4%
GUTANGA AMATANGAZO KU KIRIZIYA		1	0.4%

# g010: M3G010 Other Specify

Value	Label	Cases	Percentage
GUTANGA AMATANGAZO MU NSENGERO		1	0.4%
GUTANGA AMATANGAZO MUNSENGERO		1	0.4%
GUTANGA IMYANYA ISABA		1	0.4%
GUTANGA ITANGAZO		1	0.4%
GUTANGA ITANGAZO KU MURENGE		1	0.4%
GUTANGA ITANGAZO MU KILIZIYA		1	0.4%
GUTANGA ITANGAZO MU KIRIZIYA		1	0.4%
GUTANGA ITANGAZO MU RUSENGERO		1	0.4%
GUTANGA ITANGAZO MURUSENGERO		1	0.4%
GUTANGA ITANGAZO RY'AKAZI KU K		1	0.4%
GUTANGAZA MUNSENGERO		2	0.8%
GUTANGITANG KURI CENTRE		1	0.4%
GUTUMA ABANA BAKABWIRA ABABSHK		1	0.4%
HARI DEMANDE D'EMPLOI NYINSHI		1	0.4%
HEAD HUNTING		1	0.4%
INAMA RUSANGE Y'UBUVUZI		1	0.4%
INAMA Y'UBUREZI MUMURENGE		1	0.4%
INAMA Y'UBUREZI NIYO IBISHIRAH		1	0.4%

# g010: M3G010 Other Specify

Value	Label	Cases	Percentage
INAMA Y'UBUREZI Y'UMURENGE		2	0.8%
INSHUTI N'ABAVANDIM		1	0.4%
INTERNAL ADVERTISEMEN		1	0.4%
INYANGAMUGU		2	0.8%
ITANGAZA KUMURENGE NO KUKARERE		1	0.4%
ITANGAZO KU MURENGE		1	0.4%
ITANGAZO KU MURENGE N'AKARERE		1	0.4%
ITANGAZO MU KILIZIYA		1	0.4%
ITANGAZO MU NSENGERO		2	0.8%
ITANGAZO RIMANIKWA KU MURENGE		1	0.4%
ITANGAZO RISHAKISHA ABAKOZI		1	0.4%
ITANGAZO RYANDITSE KU BIGO		1	0.4%
ITANGAZO RYANDITSE KURI ULK		1	0.4%
ITANGAZO RYANDITSE RIMANIKWA A		1	0.4%
ITANGAZO RYANDITSE,BA N'		1	0.4%
ITORERO NIRYO RYISHAKIRA ABAKO		1	0.4%
KOMITE Y'ABABYEYI +AKARERE BIBA		1	0.4%
KU KARERE NA MU NSENGERO		1	0.4%
KUBAFITE KUBUMENYI BUCIRIRITSE		1	0.4%
KUBAZA BAGENZI		1	0.4%

# g010: M3G010 Other Specify

Value	Label	Cases	Percentage
BABO, AKARERE			
KUBIMENYESH AKARERE		2	0.8%
KUBIMENYESH INZEGO ZUBUREZI		1	0.4%
KUBIMENYESH UMURENGE		1	0.4%
KUMANIKA AMATANGAZO		2	0.8%
KUMANIKA AMATANGAZO KU KARERE		1	0.4%
KUMANIKA AMATANGAZO KU KIGO		1	0.4%
KUMANIKA AMATANGAZO KU NSENGER		1	0.4%
KUMANIKA AMATANGAZO KUKARERE		1	0.4%
KUMANIKA AMATANGAZO MU KIGO		2	0.8%
KUMANIKA AMATANGAZO Y'AKAZI		1	0.4%
KUMANIKA ITANGAZO KU KIGO		1	0.4%
KUMANIKA ITANGAZO MUKIGO		1	0.4%
KUMENYESHA AKARERE MUNYANDIKO		1	0.4%
KUMWISHAKIR BINYUZE K'UMURENG		1	0.4%
KUNSENGERO		1	0.4%
KUNYURA KU KARERE		2	0.8%
KUNYUZA ITANGAZO MU NSENGERO		1	0.4%
KURANGA MU KIRIZIYA		1	0.4%
KUREBA ABAJUJE IBISABWA AMATAN		1	0.4%
KUREBA INYANGAMUG, AKARERE		1	0.4%

# g010: M3G010 Other Specify

Value	Label	Cases	Percentage
KURI RADIO		2	0.8%
KWAKIRA ABOHEREJWE N'AKARERE		1	0.4%
KWANDIKA BAGASHYIRAM MUMWANYA		1	0.4%
KWANDIKA ITANGAZO KUKIGO RIBAS		1	0.4%
KWIFASHISHA IBINDI BIGO		1	0.4%
LETA IBASHYIRAHO		1	0.4%
LETA IBASHYIRAMO		1	0.4%
LETA IRABADUHA		1	0.4%
LETA NIYO IBANGAJA		1	0.4%
LETA NIYO IBASHAKA		1	0.4%
MU INSENGERO		1	0.4%
MU MUSIGITI		1	0.4%
MU NSENGERO/KU MURENGE		1	0.4%
MU NSENGERO , MU NAMA		1	0.4%
MU RUSENGERO		1	0.4%
MU SENGERO NO MUNAMA Z'ABABYEY		1	0.4%
MUNSENGERO NIHO TUBINYUZA		1	0.4%
MURI EGLISE		1	0.4%
NI AKARERE GASHAKA AKAZI		1	0.4%
NI AKARERE GATANGA AKAZI		1	0.4%
NI AKARERE KABASHAKA		2	0.8%
NI AKARERE KABISHINZWE		1	0.4%
NI AKARERE KABOHEREREZ		1	0.4%
NI AKARERE KABYIKORERA		1	0.4%

# g010: M3G010 Other Specify

Value	Label	Cases	Percentage
NI LETA IBAGENERA		1	0.4%
NOTICE BOARD		1	0.4%
NTABA BAKORESHA		1	0.4%
NTABO BAKORESHA		1	0.4%
NTABO DUKORESHA		3	1.3%
NTABWO ARITWE DUTANGA AKAZI		1	0.4%
NTABWO BABAKENERA		1	0.4%
NTIBAKORESH'		3	1.3%
RADIO		1	0.4%
RECOMMANDA		1	0.4%
SELECTION		1	0.4%
TUBAHABWA N'AKARERE		3	1.3%
TUBAHABWA N'UMURENGE		1	0.4%
TUBAHABWA NAKARERE		1	0.4%
TUBIMENYASH AKARERE NIKO KABA		1	0.4%
TURAFISHA		1	0.4%
TWANDIKIRA AKARERE DUSABA ABAK		1	0.4%
TWIFASHISHA ABATUYE HAFI		2	0.8%
UJE WESE TURAMUFATA		1	0.4%
UMURENGE KURI A2,AKARERE KU A0		1	0.4%
UMURENGE NIWO UBASHYIRAHO		1	0.4%
UMURENGE NIWO UTANGA ABARIMU		1	0.4%
UMURENGE NIWO UTANGA AKAZI		1	0.4%



<b># g010: M3G010 Other Specify</b>			
<b>Value</b>	<b>Label</b>	<b>Cases</b>	<b>Percentage</b>
UMURENGE UGIRA AFFICHAGE		1	0.4%
UMURENGE UTANGA AMATANGAZO		1	0.4%
UMURENGE UTANGA IKIZAMINI		1	0.4%
amatangazo mu murenge		1	0.4%
amatangazo yo kwafisha no muns		1	0.4%
gutanga amasengesho munsengero		1	0.4%
inteko y'ababyeyi bubaha		1	0.4%
kumanika amatangazo kukakarere		1	0.4%
muni ya a2 nubunyangamuga		1	0.4%
n'akarere kaboheraza		1	0.4%
nTABO TWAKORESHEJ		1	0.4%
ni Leta ibatanga (akarere)		1	0.4%
ntabo twakoresheje		1	0.4%
ntibakoreshwa		1	0.4%
tubahabwa n'akarere		1	0.4%
umurenge		1	0.4%
<i>Warning: these figures indicate the number of cases found in the data file. They cannot be interpreted as summary statistics of the population of interest.</i>			
<b># g011: M3G011 In the last year, have you recruited any person in y</b>			
<b>Information</b>	[Type= discrete] [Format=numeric] [Range= 1-9] [Missing=*]		
<b>Statistics [NW/ W]</b>	[Valid=505 /-] [Invalid=0 /-]		
<b>Value</b>	<b>Label</b>	<b>Cases</b>	<b>Percentage</b>
1	Yes	368	72.9%
2	No	135	26.7%
9	Not stated.	2	0.4%
<i>Warning: these figures indicate the number of cases found in the data file. They cannot be interpreted as summary statistics of the population of interest.</i>			
<b># g020: M3G020 In the last year, have you advertised any post?</b>			
<b>Information</b>	[Type= discrete] [Format=numeric] [Range= 1-9] [Missing=*]		
<b>Statistics [NW/ W]</b>	[Valid=505 /-] [Invalid=0 /-]		

<b># g020: M3G020 In the last year, have you advertised any post?</b>			
Value	Label	Cases	Percentage
1	Yes	231	45.7%
2	No	273	54.1%
9	Not stated.	1	0.2%
<i>Warning: these figures indicate the number of cases found in the data file. They cannot be interpreted as summary statistics of the population of interest.</i>			
<b># g040: M3G040 Have you ever used LMIS?</b>			
<b>Information</b>		[Type= discrete] [Format=numeric] [Range= 1-9] [Missing=*]	
<b>Statistics [NW/ W]</b>		[Valid=505 /-] [Invalid=0 /-]	
Value	Label	Cases	Percentage
1	Yes	14	2.8%
2	No	487	96.4%
9	Not stated.	4	0.8%
<i>Warning: these figures indicate the number of cases found in the data file. They cannot be interpreted as summary statistics of the population of interest.</i>			
<b># g041a: M3G041 1st experience with LMIS</b>			
<b>Information</b>		[Type= discrete] [Format=numeric] [Range= 1-9] [Missing=*]	
<b>Statistics [NW/ W]</b>		[Valid=14 /-] [Invalid=491 /-]	
Value	Label	Cases	Percentage
1	Satisfactory	10	71.4%
2	Too complicated	0	
3	Too few applications	1	7.1%
4	Too many applications	2	14.3%
5	Too many unqualified applications	0	
6	Too few applicants registered	0	
7	Other	1	7.1%
9	Missing	0	
Sysmiss		491	
<i>Warning: these figures indicate the number of cases found in the data file. They cannot be interpreted as summary statistics of the population of interest.</i>			
<b># g041b: M3G041 2nd experience with LMIS</b>			
<b>Information</b>		[Type= discrete] [Format=numeric] [Range= 1-9] [Missing=*]	
<b>Statistics [NW/ W]</b>		[Valid=12 /-] [Invalid=493 /-]	
Value	Label	Cases	Percentage
1	Satisfactory	0	
2	Too complicated	7	58.3%
3	Too few applications	0	
4	Too many applications	4	33.3%
5	Too many unqualified applications	1	8.3%
6	Too few applicants registered	0	
7	Other	0	
9	Missing	0	
Sysmiss		493	
<i>Warning: these figures indicate the number of cases found in the data file. They cannot be interpreted as summary statistics of the population of interest.</i>			
<b># g041c: M3G041 3rd experience with LMIS</b>			
<b>Information</b>		[Type= discrete] [Format=numeric] [Range= 1-9] [Missing=*]	

<b># g041c: M3G041 3rd experience with LMIS</b>			
<b>Statistics [NW/ W]</b>		[Valid=6 /-] [Invalid=499 /-]	
<b>Value</b>	<b>Label</b>	<b>Cases</b>	<b>Percentage</b>
1	Satisfactory	1	16.7%
2	Too complicated	0	
3	Too few applications	2	33.3%
4	Too many applications	1	16.7%
5	Too many unqualified applications	1	16.7%
6	Too few applicants registered	1	16.7%
7	Other	0	
9	Missing	0	
Sysmiss		499	
<i>Warning: these figures indicate the number of cases found in the data file. They cannot be interpreted as summary statistics of the population of interest.</i>			
<b># g041: M3G041 Other Specify</b>			
<b>Information</b>		[Type= discrete] [Format=character] [Missing=*]	
<b>Statistics [NW/ W]</b>		[Valid=1 /-] [Invalid=0 /-]	
<b>Value</b>	<b>Label</b>	<b>Cases</b>	<b>Percentage</b>
AKAZI KABA ARI GAKE UGEREREANY		1	100.0%
<i>Warning: these figures indicate the number of cases found in the data file. They cannot be interpreted as summary statistics of the population of interest.</i>			
<b># g042: M3G042 As you did not use LMIS, have you heard about it?</b>			
<b>Information</b>		[Type= discrete] [Format=numeric] [Range= 1-9] [Missing=*]	
<b>Statistics [NW/ W]</b>		[Valid=487 /-] [Invalid=18 /-]	
<b>Value</b>	<b>Label</b>	<b>Cases</b>	<b>Percentage</b>
1	Yes	139	28.5%
2	No	348	71.5%
9	Not stated.	0	
Sysmiss		18	
<i>Warning: these figures indicate the number of cases found in the data file. They cannot be interpreted as summary statistics of the population of interest.</i>			
<b># g043a: M3G043 1st Reason why not Using LMIS</b>			
<b>Information</b>		[Type= discrete] [Format=numeric] [Range= 1-9] [Missing=*]	
<b>Statistics [NW/ W]</b>		[Valid=139 /-] [Invalid=366 /-]	
<b>Value</b>	<b>Label</b>	<b>Cases</b>	<b>Percentage</b>
1	No need	57	41.0%
2	Complicated / cumbersome	40	28.8%
3	Fear too much applications	3	2.2%
4	Don't want to expose information	0	
5	Applicants don't match requirements	1	0.7%
6	Is not properly working	2	1.4%
7	Other	32	23.0%
9	Not stated	4	2.9%
Sysmiss		366	
<i>Warning: these figures indicate the number of cases found in the data file. They cannot be interpreted as summary statistics of the population of interest.</i>			

<b># g043b: M3G043 2nd Reason why not Using LMIS</b>			
<b>Information</b>		[Type= discrete] [Format=numeric] [Range= 1-9] [Missing=*]	
<b>Statistics [NW/ W]</b>		[Valid=54 /-] [Invalid=451 /-]	
<b>Value</b>	<b>Label</b>	<b>Cases</b>	<b>Percentage</b>
1	No need	8	14.8%
2	Complicated / cumbersome	25	46.3%
3	Fear too much applications	3	5.6%
4	Don't want to expose information	1	1.9%
5	Applicants don't match requirements	1	1.9%
6	Is not properly working	3	5.6%
7	Other	13	24.1%
9	Not stated	0	
Sysmiss		451	
<i>Warning: these figures indicate the number of cases found in the data file. They cannot be interpreted as summary statistics of the population of interest.</i>			
<b># g043c: M3G043 3rd Reason why not Using LMIS</b>			
<b>Information</b>		[Type= discrete] [Format=numeric] [Range= 1-9] [Missing=*]	
<b>Statistics [NW/ W]</b>		[Valid=8 /-] [Invalid=497 /-]	
<b>Value</b>	<b>Label</b>	<b>Cases</b>	<b>Percentage</b>
1	No need	1	12.5%
2	Complicated / cumbersome	0	
3	Fear too much applications	3	37.5%
4	Don't want to expose information	0	
5	Applicants don't match requirements	2	25.0%
6	Is not properly working	0	
7	Other	2	25.0%
9	Not stated	0	
Sysmiss		497	
<i>Warning: these figures indicate the number of cases found in the data file. They cannot be interpreted as summary statistics of the population of interest.</i>			
<b># g043d: M3G043 Other Specify</b>			
<b>Information</b>		[Type= discrete] [Format=character] [Missing=*]	
<b>Statistics [NW/ W]</b>		[Valid=45 /-] [Invalid=0 /-]	
<b>Value</b>	<b>Label</b>	<b>Cases</b>	<b>Percentage</b>
ABAKOZI BASHAKWA NA KARERE		1	2.2%
ABASABA AKAZI BARI HAFI		1	2.2%
ABASHAKA AKAZI BARAHAGIJE HANO		1	2.2%
ACCESSIBILITE		1	2.2%
AKARERE N'INAMA Y'UBUREZI		1	2.2%
AKARERE NIKO		1	2.2%

# g043d: M3G043 Other Specify

Value	Label	Cases	Percentage
GASHAKA ABAKOZI			
AKAZI GATANGWA N'AKARERE		1	2.2%
AYIMENYE VUBA		1	2.2%
AYUMVISE VUBA		1	2.2%
BIKORWA N'AKARERE		1	2.2%
BIRATINDA		1	2.2%
BITANGAZWA KU MURENGE		1	2.2%
BYATWARA IGIHE		1	2.2%
ENSEIGNEMEN' NTIBAYIHA AGACIRO		1	2.2%
KUTAMENYA AMAKURU		1	2.2%
KUVA BAYIMENYA NTIBARAKENE		1	2.2%
NI ICYARO NTA INTERNET		1	2.2%
NI IGIHE KITARAGERA		1	2.2%
NTA BURENGANZIR TUBIFITIYE		1	2.2%
NTA INTERNET		1	2.2%
NTA MASHANYARA		1	2.2%
NTA MASHANYARA NA INTERNET		1	2.2%
NTABARIMU NARI NKENEYE		1	2.2%
NTABURENGAN		1	2.2%
NTABURENGAN TUBIFITIYE		1	2.2%
NTABURYO BAFITE BWO KURIKORESH		1	2.2%
NTABWO BAKUNDA KUHASABA NIMUCY		1	2.2%
NTABWO BATANGA AKAZI		1	2.2%

**# g043d: M3G043 Other Specify**

Value	Label	Cases	Percentage
NTABWO BYEMEREWEE		1	2.2%
NTABWO DUSOBANUKIW IBYARWO		1	2.2%
NTABWO NGISOBANUKIV NEZA		1	2.2%
NTAGO BAYIKORESHA		1	2.2%
NTAGO NDABYZERA		1	2.2%
NTAKAZI DUSHAKA GUTANGA		1	2.2%
NTAKORABUH/ DUFITRKUBUR		1	2.2%
NTARUSOBANU		1	2.2%
NTARUSOBANU		1	2.2%
NTIKIRATEGUR KUYIKORESHA		1	2.2%
NTITUYIMENYI		1	2.2%
SINZI UKO BARIKORESHA		1	2.2%
SITWE DUTANGA AKAZI		1	2.2%
SITWE TUBIKORA BIKORWA NA KARE		1	2.2%
STALUT DUKORERAHO NTIBYEMERA		1	2.2%
UBUSHOBOZI		1	2.2%
abakoresha ibyo baba bafite ni		1	2.2%

*Warning: these figures indicate the number of cases found in the data file. They cannot be interpreted as summary statistics of the population of interest.*

**# g050: M3G050 Do you currently envisage hiring non-nationals?**

<b>Information</b>	[Type= discrete] [Format=numeric] [Range= 1-9] [Missing=*]		
<b>Statistics [NW/ W]</b>	[Valid=505 /-] [Invalid=0 /-]		
Value	Label	Cases	Percentage
1	Yes	204	40.4%
2	No	294	58.2%
9	Not stated.	7	1.4%

*Warning: these figures indicate the number of cases found in the data file. They cannot be interpreted as summary statistics of the population of interest.*

**# g051a: M3G051 1st reason**

<b>Information</b>	[Type= discrete] [Format=numeric] [Range= 1-9] [Missing=*]
<b>Statistics [NW/ W]</b>	[Valid=204 /-] [Invalid=301 /-]

**# g051a: M3G051 1st reason**

Value	Label	Cases	Percentage
1	Cheaper	9	4.4%
2	Better qualified	111	54.4%
3	Experienced	35	17.2%
4	More efficient	20	9.8%
5	Other	24	11.8%
9	Not stated	5	2.5%
Sysmiss		301	

Warning: these figures indicate the number of cases found in the data file. They cannot be interpreted as summary statistics of the population of interest.

**# g051b: M3G051 2nd reason**

<b>Information</b>	[Type= discrete] [Format=numeric] [Range= 1-9] [Missing=*]
<b>Statistics [NW/ W]</b>	[Valid=126 /-] [Invalid=379 /-]

Value	Label	Cases	Percentage
1	Cheaper	5	4.0%
2	Better qualified	24	19.0%
3	Experienced	47	37.3%
4	More efficient	44	34.9%
5	Other	6	4.8%
9	Not stated	0	
Sysmiss		379	

Warning: these figures indicate the number of cases found in the data file. They cannot be interpreted as summary statistics of the population of interest.

**# g051c: M3G051 3rd reason**

<b>Information</b>	[Type= discrete] [Format=numeric] [Range= 1-9] [Missing=*]
<b>Statistics [NW/ W]</b>	[Valid=47 /-] [Invalid=458 /-]

Value	Label	Cases	Percentage
1	Cheaper	1	2.1%
2	Better qualified	7	14.9%
3	Experienced	7	14.9%
4	More efficient	26	55.3%
5	Other	6	12.8%
9	Not stated	0	
Sysmiss		458	

Warning: these figures indicate the number of cases found in the data file. They cannot be interpreted as summary statistics of the population of interest.

**# g051s: M3G051 Other Specify**

<b>Information</b>	[Type= discrete] [Format=character] [Missing=*]
<b>Statistics [NW/ W]</b>	[Valid=34 /-] [Invalid=0 /-]

Value	Label	Cases	Percentage
ABAKOZI BABANYARWA NTIBAHAG		1	2.9%
ABARIMU BAHARI NTIBAHAGIJE		1	2.9%
ABISABYE KANDI		1	2.9%

# g051s: M3G051 Other Specify

Value	Label	Cases	Percentage
ABIFITIYE UBUSH			
AFITE UBUSHOBOZI BUHAGIJE		1	2.9%
APFAKUBA ABISHOBOYE ARI MU RDA		1	2.9%
BADAFASHA MURURIMI RWICYONGERE		1	2.9%
BAFITE UBUMENYI MU CYONGEREZA		1	2.9%
BAKUNDA AKAZI KUBUREZI		1	2.9%
BASABYE AKAZI BAKORA EXAMEN		1	2.9%
BAZI ICYONGEREZA		1	2.9%
BAZI INDIMI CYANE		1	2.9%
BAZI URURIMI		1	2.9%
GUFUGURIRA AMAHANGA		1	2.9%
GUTSINDA EXAMEN		1	2.9%
HORD WORKING PEOPLE		1	2.9%
IGIHE ABANYARWAN BABUZE		1	2.9%
KUBERA IMITERERE Y'ISOKO UMURI		1	2.9%
KUDAHEZA USHAKA AKAZI WESE		1	2.9%
KUMENYA IBYO BATURUSHA		1	2.9%
MUGIHE BATANZE UMUSARURO USHIM		1	2.9%
MURI EAC		1	2.9%
N'ABAVOLONT.		1	2.9%
NABO BATANGA UMUSARURO,		1	2.9%



<b># g051s: M3G051 Other Specify</b>			
<b>Value</b>	<b>Label</b>	<b>Cases</b>	<b>Percentage</b>
NIBA BABONEKA BYIHUSE		1	2.9%
NIBA BASOBANUKIW IBYO GUKORA		1	2.9%
NO RWANDANS WHO ARE QUALIFIED		1	2.9%
NTABWO		1	2.9%
PERFORMANCE		1	2.9%
SOURCING FROM OUT SIDE		1	2.9%
TUBA TWABUZE ABANYARWAN		1	2.9%
TUBURA ABANYARWAN		1	2.9%
UBUMENYI BAFITE NI BUKE		1	2.9%
UBUMENYI BWABO MU NDIMI ZIKORA		1	2.9%
URURIMI		1	2.9%
<i>Warning: these figures indicate the number of cases found in the data file. They cannot be interpreted as summary statistics of the population of interest.</i>			
<b># g052a: M3G052 1st countries / regions</b>			
<b>Information</b>	[Type= discrete] [Format=numeric] [Range= 1-9] [Missing=*]		
<b>Statistics [NW/ W]</b>	[Valid=204 /-] [Invalid=301 /-]		
<b>Value</b>	<b>Label</b>	<b>Cases</b>	<b>Percentage</b>
1	EAC	171	83.8%
2	Other African	9	4.4%
3	Europe	6	2.9%
4	Americas	6	2.9%
5	Asia	3	1.5%
6	Oceania	1	0.5%
9	Not stated	8	3.9%
Sysmiss		301	
<i>Warning: these figures indicate the number of cases found in the data file. They cannot be interpreted as summary statistics of the population of interest.</i>			
<b># g052b: M3G052 2nd countries / regions</b>			
<b>Information</b>	[Type= discrete] [Format=numeric] [Range= 1-9] [Missing=*]		
<b>Statistics [NW/ W]</b>	[Valid=126 /-] [Invalid=379 /-]		
<b>Value</b>	<b>Label</b>	<b>Cases</b>	<b>Percentage</b>
1	EAC	10	7.9%
2	Other African	69	54.8%

### # g052b: M3G052 2nd countries / regions

Value	Label	Cases	Percentage
3	Europe	24	19.0%
4	Americas	17	13.5%
5	Asia	4	3.2%
6	Oceania	2	1.6%
9	Not stated	0	
Sysmiss		379	

Warning: these figures indicate the number of cases found in the data file. They cannot be interpreted as summary statistics of the population of interest.

### # g052c: M3G052 3rd countries / regions

<b>Information</b>	[Type= discrete] [Format=numeric] [Range= 1-9] [Missing=*]
--------------------	--

<b>Statistics [NW/ W]</b>	[Valid=55 /-] [Invalid=450 /-]
---------------------------	--------------------------------

Value	Label	Cases	Percentage
1	EAC	2	3.6%
2	Other African	5	9.1%
3	Europe	21	38.2%
4	Americas	21	38.2%
5	Asia	6	10.9%
6	Oceania	0	
9	Not stated	0	
Sysmiss		450	

Warning: these figures indicate the number of cases found in the data file. They cannot be interpreted as summary statistics of the population of interest.

### # g053a: M3G053 1st Reason why not envisage hiring non-national?

<b>Information</b>	[Type= discrete] [Format=numeric] [Range= 1-9] [Missing=*]
--------------------	--

<b>Statistics [NW/ W]</b>	[Valid=294 /-] [Invalid=211 /-]
---------------------------	---------------------------------

Value	Label	Cases	Percentage
1	No need	145	49.3%
2	Regulations	11	3.7%
3	Not acquainted with Rwanda	7	2.4%
4	Language problems	4	1.4%
5	Problems of sourcing / hiring	42	14.3%
6	Cultural problems	6	2.0%
7	Other	49	16.7%
8	Expensive	30	10.2%
9	Not stated	0	
Sysmiss		211	

Warning: these figures indicate the number of cases found in the data file. They cannot be interpreted as summary statistics of the population of interest.

### # g053b: M3G053 2nd Reason why not envisage hiring non-national?

<b>Information</b>	[Type= discrete] [Format=numeric] [Range= 1-9] [Missing=*]
--------------------	--

<b>Statistics [NW/ W]</b>	[Valid=210 /-] [Invalid=295 /-]
---------------------------	---------------------------------

Value	Label	Cases	Percentage
1	No need	12	5.7%
2	Regulations	10	4.8%
3	Not acquainted with Rwanda	6	2.9%
4	Language problems	25	11.9%

<b># g053b: M3G053 2nd Reason why not envisage hiring non-national?</b>			
<b>Value</b>	<b>Label</b>	<b>Cases</b>	<b>Percentage</b>
5	Problems of sourcing / hiring	30	14.3%
6	Cultural problems	13	6.2%
7	Other	60	28.6%
8	Expensive	14	6.7%
9	Not stated	40	19.0%
Sysmiss		295	
<i>Warning: these figures indicate the number of cases found in the data file. They cannot be interpreted as summary statistics of the population of interest.</i>			
<b># g053c: M3G053 3rd Reason why not envisage hiring non-national?</b>			
<b>Information</b>	[Type= discrete] [Format=numeric] [Range= 1-9] [Missing=*]		
<b>Statistics [NW/ W]</b>	[Valid=139 /-] [Invalid=366 /-]		
<b>Value</b>	<b>Label</b>	<b>Cases</b>	<b>Percentage</b>
1	No need	7	5.0%
2	Regulations	3	2.2%
3	Not acquainted with Rwanda	3	2.2%
4	Language problems	4	2.9%
5	Problems of sourcing / hiring	18	12.9%
6	Cultural problems	9	6.5%
7	Other	23	16.5%
8	Expensive	8	5.8%
9	Not stated	64	46.0%
Sysmiss		366	
<i>Warning: these figures indicate the number of cases found in the data file. They cannot be interpreted as summary statistics of the population of interest.</i>			
<b># g053d: M3G053 Other Specify</b>			
<b>Information</b>	[Type= discrete] [Format=character] [Missing=*]		
<b>Statistics [NW/ W]</b>	[Valid=49 /-] [Invalid=0 /-]		
<b>Value</b>	<b>Label</b>	<b>Cases</b>	<b>Percentage</b>
ABAKOZI BATANGWA N'AKAREREE		1	2.0%
ABAKOZI TUBABWA NA KARERE		1	2.0%
ABANYARWAN BAHARI BARAHAGIJE		1	2.0%
ABANYARWAN BARABISHOBO		1	2.0%
ABANYARWAN BARAHAGIJE		1	2.0%
ABAYOBOZI BASHOBOYE KWIGISHA		1	2.0%
ABO DUFITE TUBONA NTA KIBAZO		1	2.0%
AKARERE GATANGA ABAKOZI		1	2.0%

# g053d: M3G053 Other Specify

Value	Label	Cases	Percentage
AKARERE NI KO KABIMENYA		1	2.0%
AKARERE NIKO GATANGA ABAKOZI		2	4.1%
AKARERE NIKO GATANGA AKAZI		1	2.0%
AKARERE NIKO KADUHA ABAKOZI		1	2.0%
AKARERE NIKO KOHEREZA ABAKOZI		1	2.0%
AKAZI GATANGWA N'AKARERE		1	2.0%
BAKORA NK'ABACANCU		1	2.0%
BARAHEMUKA BAGENDA BADASEZEYE		1	2.0%
BITERWA N'ABO AKARERE KADUHAYE		1	2.0%
DUFIT'BANYAR BABISHOBYE		1	2.0%
DUFITE ABANYARWAN BABISHOBYE		1	2.0%
DUKENEYE GUKORESHA ABANYARWAN		1	2.0%
DUKORERA MU CYARO		1	2.0%
GUHABWA ABAKOZI NA KARERE		1	2.0%
Gutinda kuva mubiruhuko		1	2.0%
HARI ABANYARDA BENSHI BASHOMA		1	2.0%
HARI ABATAGATIFU MU RWANDA		1	2.0%
IMITERERE Y'AHANTU HATEYE NABI		1	2.0%

# g053d: M3G053 Other Specify

Value	Label	Cases	Percentage
IMITERERE Y'IKIGO		1	2.0%
ISHURI RIRAHANTU HABI		1	2.0%
KERETSE TUBUZE ABENE GIHUGU		1	2.0%
NI AKARERE KABIGENA		1	2.0%
NTA BUBASHA TUBIFITIYE		1	2.0%
NTA BUSHOBOZI BWO KUBAKIRA		1	2.0%
NTABWO ARITWE TUGENA ABAKOZI		1	2.0%
NTABWO TWISHAKIRA ABAKOZI		1	2.0%
NTAGAHUNDA YA LETA IBITEGANYA		1	2.0%
NTAGO BABA BAFITE AHO BABARIWZ		1	2.0%
NTAKO DUFITE		1	2.0%
NTIBABISHAKA		1	2.0%
NTIBAGASABA		1	2.0%
NTITWEMEREW GUSHAKA AKAZI		1	2.0%
NUKO ABANYARWAN BABISHOBOYE		1	2.0%
PROGRAMME ZO MU RDA ZIRABAGORA		1	2.0%
SITWE DUTANGA AKAZI NI AKARERE		1	2.0%
SITWE TUGENA ABAHABWA AKAZI		1	2.0%
UMUSARURO MUKE		1	2.0%
abahari babanyarwanda barahagj		1	2.0%

<b># g053d: M3G053 Other Specify</b>			
<b>Value</b>	<b>Label</b>	<b>Cases</b>	<b>Percentage</b>
ikibazo cy'uko ari kure cyane		1	2.0%
ntibaboneka(n'iku y'umuhanda		1	2.0%
<i>Warning: these figures indicate the number of cases found in the data file. They cannot be interpreted as summary statistics of the population of interest.</i>			
<b># h040a: M3H040 1st obstacle</b>			
<b>Information</b>	[Type= discrete] [Format=numeric] [Range= 1-9] [Missing=*]		
<b>Statistics [NW/ W]</b>	[Valid=106 /-] [Invalid=399 /-]		
<b>Value</b>	<b>Label</b>	<b>Cases</b>	<b>Percentage</b>
1	Lack of teaching materials	13	12.3%
2	Physical facilities (building)	8	7.5%
3	Lack of qualified staff	5	4.7%
4	Financial/Budget constraints	11	10.4%
5	Lack of clients/students	1	0.9%
6	Lack of power/energy	1	0.9%
7	Other	5	4.7%
8	No obstacle	62	58.5%
9	Not stated	0	
Sysmiss		399	
<i>Warning: these figures indicate the number of cases found in the data file. They cannot be interpreted as summary statistics of the population of interest.</i>			
<b># h040b: M3H040 2nd obstacle</b>			
<b>Information</b>	[Type= discrete] [Format=numeric] [Range= 1-9] [Missing=*]		
<b>Statistics [NW/ W]</b>	[Valid=35 /-] [Invalid=470 /-]		
<b>Value</b>	<b>Label</b>	<b>Cases</b>	<b>Percentage</b>
1	Lack of teaching materials	4	11.4%
2	Physical facilities (building)	9	25.7%
3	Lack of qualified staff	6	17.1%
4	Financial/Budget constraints	11	31.4%
5	Lack of clients/students	1	2.9%
6	Lack of power/energy	2	5.7%
7	Other	2	5.7%
8	No obstacle	0	
9	Not stated	0	
Sysmiss		470	
<i>Warning: these figures indicate the number of cases found in the data file. They cannot be interpreted as summary statistics of the population of interest.</i>			
<b># h040c: M3H040 3rd obstacle</b>			
<b>Information</b>	[Type= discrete] [Format=numeric] [Range= 1-9] [Missing=*]		
<b>Statistics [NW/ W]</b>	[Valid=16 /-] [Invalid=489 /-]		
<b>Value</b>	<b>Label</b>	<b>Cases</b>	<b>Percentage</b>
1	Lack of teaching materials	2	12.5%
2	Physical facilities (building)	2	12.5%
3	Lack of qualified staff	4	25.0%
4	Financial/Budget constraints	4	25.0%
5	Lack of clients/students	1	6.2%

<b># h040c: M3H040 3rd obstacle</b>			
<b>Value</b>	<b>Label</b>	<b>Cases</b>	<b>Percentage</b>
6	Lack of power/energy	1	6.2%
7	Other	2	12.5%
8	No obstacle	0	
9	Not stated	0	
Sysmiss		489	
<i>Warning: these figures indicate the number of cases found in the data file. They cannot be interpreted as summary statistics of the population of interest.</i>			
<b># h040: M3H040 Other Specify</b>			
<b>Information</b>	[Type= discrete] [Format=character] [Missing=*]		
<b>Statistics [NW/ W]</b>	[Valid=18 /-] [Invalid=0 /-]		
<b>Value</b>	<b>Label</b>	<b>Cases</b>	<b>Percentage</b>
ABARIMU BAKE		1	5.6%
AMAZI		1	5.6%
DUKORESHA ABANYAMAHA KNDI B		1	5.6%
GUTINDA KW'AMAFRANC		1	5.6%
IBIKORWA REMEZO UMUHANDA		1	5.6%
IMITURIRE ITARI MYIZA		1	5.6%
INTEGANYA NYIGISHO		1	5.6%
KUBA NTA TRONC- C. HARI IMBOGAM		1	5.6%
KUBURA ABATERANKUN		1	5.6%
KUGENDA KWABARIMU KUBERA UMUSH		1	5.6%
KUTIHITIRAMC ICYO KWIGISHA		1	5.6%
KUTISHYURIRV IGHIHE		1	5.6%
LETA ITITA KUBAKOZI(AB/		1	5.6%
MINERVAL ITABONEKERA IGIHE		1	5.6%
NIVEAU Y'ABANA IRI HASI		1	5.6%
NTABYO BATEGANYA		1	5.6%
REGLEMENTAT OF MINEUC		1	5.6%

**# h040: M3H040 Other Specify**

Value	Label	Cases	Percentage
abanyarwanda barashoboye		1	5.6%

Warning: these figures indicate the number of cases found in the data file. They cannot be interpreted as summary statistics of the population of interest.

**# h041a: M3H041 1st Need**

<b>Information</b>	[Type= discrete] [Format=numeric] [Range= 1-9] [Missing=*]
<b>Statistics [NW/ W]</b>	[Valid=106 /-] [Invalid=399 /-]

Value	Label	Cases	Percentage
1	New equipment	22	20.8%
2	Facilities	13	12.3%
3	Qualified teachers	6	5.7%
4	Expert instructors/teachers	5	4.7%
5	Subsidies for students	1	0.9%
6	Deregulation	1	0.9%
7	Nothing	56	52.8%
8	Other	2	1.9%
9	Not stated	0	
Sysmiss		399	

Warning: these figures indicate the number of cases found in the data file. They cannot be interpreted as summary statistics of the population of interest.

**# h041b: M3H041 2nd Need**

<b>Information</b>	[Type= discrete] [Format=numeric] [Range= 1-9] [Missing=*]
<b>Statistics [NW/ W]</b>	[Valid=48 /-] [Invalid=457 /-]

Value	Label	Cases	Percentage
1	New equipment	7	14.6%
2	Facilities	18	37.5%
3	Qualified teachers	7	14.6%
4	Expert instructors/teachers	7	14.6%
5	Subsidies for students	6	12.5%
6	Deregulation	0	
7	Nothing	0	
8	Other	3	6.2%
9	Not stated	0	
Sysmiss		457	

Warning: these figures indicate the number of cases found in the data file. They cannot be interpreted as summary statistics of the population of interest.

**# h041c: M3H041 3rd Need**

<b>Information</b>	[Type= discrete] [Format=numeric] [Range= 1-9] [Missing=*]
<b>Statistics [NW/ W]</b>	[Valid=28 /-] [Invalid=477 /-]

Value	Label	Cases	Percentage
1	New equipment	5	17.9%
2	Facilities	1	3.6%
3	Qualified teachers	8	28.6%
4	Expert instructors/teachers	3	10.7%
5	Subsidies for students	8	28.6%
6	Deregulation	1	3.6%



# h041c: M3H041 3rd Need

Value	Label	Cases	Percentage
7	Nothing	1	3.6%
8	Other	1	3.6%
9	Not stated	0	
Sysmiss		477	

Warning: these figures indicate the number of cases found in the data file. They cannot be interpreted as summary statistics of the population of interest.

# h041d: M3H041 Other Specify

Information	[Type= discrete] [Format=character] [Missing=*]
-------------	---

Statistics [NW/ W]	[Valid=26 /-] [Invalid=0 /-]
--------------------	------------------------------

Value	Label	Cases	Percentage
ABAKOZI BARI QUALIFIED		1	3.8%
ABANA BATITABWAHC		1	3.8%
ABANYESHURI KUBURA INZOBERE		1	3.8%
ADMIN.STAFF THAT IS MORE QUALI		1	3.8%
AMAFARANGA		2	7.7%
AMAHUGURWA		1	3.8%
AMAHUGURWA AHORAHU		1	3.8%
AMAHUGURWA KUBARIMU ABAHARI		1	3.8%
AMAHUGURWA MURI METHODOLOGI		1	3.8%
AMASHANYAR		2	7.7%
GOOD COLABORATIO WITH GVMIT		1	3.8%
GUKORERA HAFIY'AHUUMI		1	3.8%
IBITABO		1	3.8%
IMFASHANYO KU BARIMU		1	3.8%
IMIRYANGO IJYE YISHYURIRA IGIH		1	3.8%
INGENGO Y'IMALI ITUBUTSE		1	3.8%
INGENGO Y'IMARI IHAGIJE		1	3.8%
INKUNGA Y'UBUVUGIZI BWA LETA		1	3.8%

### # h041d: M3H041 Other Specify

Value	Label	Cases	Percentage
INKUNGA YA LETA		1	3.8%
KUBURA AMAFARANGA		1	3.8%
SCIENCE LABORATORY & LIBRARY		1	3.8%
UMUHANDA		1	3.8%
amashanyaraza		1	3.8%
amashanyarazi		1	3.8%

Warning: these figures indicate the number of cases found in the data file. They cannot be interpreted as summary statistics of the population of interest.

### # h050: M3H050 Do you conduct Tracer studies?

<b>Information</b>	[Type= discrete] [Format=numeric] [Range= 1-9] [Missing=*]
<b>Statistics [NW/ W]</b>	[Valid=106 /-] [Invalid=399 /-]

Value	Label	Cases	Percentage
1	Yes	25	23.6%
2	No	81	76.4%
9	Not stated	0	
Sysmiss		399	

Warning: these figures indicate the number of cases found in the data file. They cannot be interpreted as summary statistics of the population of interest.

### # h060: M3H060 How long does it take for a former student to get emp

<b>Information</b>	[Type= discrete] [Format=numeric] [Range= 1-9] [Missing=*]
<b>Statistics [NW/ W]</b>	[Valid=106 /-] [Invalid=399 /-]

Value	Label	Cases	Percentage
1	Less than 7 months	14	13.2%
2	7 - 12 months	14	13.2%
3	More than 12 month	3	2.8%
4	Don't know	75	70.8%
9	Not stated	0	
Sysmiss		399	

Warning: these figures indicate the number of cases found in the data file. They cannot be interpreted as summary statistics of the population of interest.

### # h070a: M3H070 1st relevance of training Programme

<b>Information</b>	[Type= discrete] [Format=numeric] [Range= 1-9] [Missing=*]
<b>Statistics [NW/ W]</b>	[Valid=106 /-] [Invalid=399 /-]

Value	Label	Cases	Percentage
1	Curriculum review with employers	17	16.0%
2	C.review with national agency	7	6.6%
3	C.council for higher education	9	8.5%
4	Tracer Studies	3	2.8%
5	Industrial attachment	4	3.8%
6	Labour market studies	1	0.9%
7	Experience in profession	4	3.8%
8	Other	0	
9	Not stated	61	57.5%

<b># h070a: M3H070 1st relevance of training Programme</b>			
Value	Label	Cases	Percentage
Sysmiss		399	
<i>Warning: these figures indicate the number of cases found in the data file. They cannot be interpreted as summary statistics of the population of interest.</i>			
<b># h070b: M3H070 2nd relevance of training Programme</b>			
<b>Information</b>	[Type= discrete] [Format=numeric] [Range= 1-9] [Missing=*]		
<b>Statistics [NW/ W]</b>	[Valid=38 /-] [Invalid=467 /-]		
Value	Label	Cases	Percentage
1	Curriculum review with employers	4	10.5%
2	C.review with national agency	8	21.1%
3	C.council for higher education	6	15.8%
4	Tracer Studies	9	23.7%
5	Industrial attachment	3	7.9%
6	Labour market studies	5	13.2%
7	Experience in profession	2	5.3%
8	Other	1	2.6%
9	Not stated	0	
Sysmiss		467	
<i>Warning: these figures indicate the number of cases found in the data file. They cannot be interpreted as summary statistics of the population of interest.</i>			
<b># h070c: M3H070 3rd relevance of training Programme</b>			
<b>Information</b>	[Type= discrete] [Format=numeric] [Range= 1-9] [Missing=*]		
<b>Statistics [NW/ W]</b>	[Valid=22 /-] [Invalid=483 /-]		
Value	Label	Cases	Percentage
1	Curriculum review with employers	4	18.2%
2	C.review with national agency	0	
3	C.council for higher education	6	27.3%
4	Tracer Studies	2	9.1%
5	Industrial attachment	5	22.7%
6	Labour market studies	4	18.2%
7	Experience in profession	0	
8	Other	1	4.5%
9	Not stated	0	
Sysmiss		483	
<i>Warning: these figures indicate the number of cases found in the data file. They cannot be interpreted as summary statistics of the population of interest.</i>			
<b># h070d: M3H070 Other Specify</b>			
<b>Information</b>	[Type= discrete] [Format=character] [Missing=*]		
<b>Statistics [NW/ W]</b>	[Valid=13 /-] [Invalid=0 /-]		
Value	Label	Cases	Percentage
ADJUSTMENT OF THE NATIONAL CUR		1	7.7%
GUFATANYA N'AKARERE		1	7.7%
GUKURIKIZA GAHUNDA YA LETA		1	7.7%

<b># h070d: M3H070 Other Specify</b>			
<b>Value</b>	<b>Label</b>	<b>Cases</b>	<b>Percentage</b>
GUSHYRAHO AMASHAMI MASHYA		1	7.7%
GUTANGA FORMATIONS COURT TERM		1	7.7%
GUTANGA PRATIQUE NYINSHI		1	7.7%
HAKURIKIZWA GAHUNDA YA RETA		1	7.7%
NI TRONC COMMUN		1	7.7%
NTA GAHUNDA YO KUBIHUZA		1	7.7%
ON SUIT LES PROGRAMMES MINISTE		1	7.7%
T.C NTIYIA KWISOKO RY'UMURIMO		1	7.7%
TUBAHA IBIRAKA		1	7.7%
TWIBANDA KURI PRATIQUE		1	7.7%
<i>Warning: these figures indicate the number of cases found in the data file. They cannot be interpreted as summary statistics of the population of interest.</i>			
<b># h080: M3H080 Does your institution offer long distance learning</b>			
<b>Information</b>	[Type= discrete] [Format=numeric] [Range= 1-9] [Missing=*]		
<b>Statistics [NW/ W]</b>	[Valid=106 /-] [Invalid=399 /-]		
<b>Value</b>	<b>Label</b>	<b>Cases</b>	<b>Percentage</b>
1	Yes	9	8.5%
2	No	39	36.8%
9	Not stated	58	54.7%
Sysmiss		399	
<i>Warning: these figures indicate the number of cases found in the data file. They cannot be interpreted as summary statistics of the population of interest.</i>			
<b># h090: M3H090 Does your institution offer part time studies</b>			
<b>Information</b>	[Type= discrete] [Format=numeric] [Range= 1-9] [Missing=*]		
<b>Statistics [NW/ W]</b>	[Valid=106 /-] [Invalid=399 /-]		
<b>Value</b>	<b>Label</b>	<b>Cases</b>	<b>Percentage</b>
1	Yes	27	25.5%
2	No	21	19.8%
9	Not stated	58	54.7%
Sysmiss		399	
<i>Warning: these figures indicate the number of cases found in the data file. They cannot be interpreted as summary statistics of the population of interest.</i>			
<b># i020: M3I020 Is your institution a member of any organization/asso</b>			
<b>Information</b>	[Type= discrete] [Format=numeric] [Range= 1-9] [Missing=*]		

**# i020: M3I020 Is your institution a member of any organization/asso**

Statistics [NW/ W] [Valid=505 /-] [Invalid=0 /-]

Value	Label	Cases	Percentage
1	Yes	123	24.4%
2	No	372	73.7%
9	Not stated	10	2.0%

*Warning: these figures indicate the number of cases found in the data file. They cannot be interpreted as summary statistics of the population of interest.*

**# i030: M3I030 Name one of the organization**

Information [Type= discrete] [Format=character] [Missing=\*]

Statistics [NW/ W] [Valid=120 /-] [Invalid=0 /-]

Value	Label	Cases	Percentage
ABANE BIKIRA		1	0.8%
ABIHAYIMANA		1	0.8%
ACEPR/ASS. DES CEN. FORM. RDA		1	0.8%
ACFPR		1	0.8%
ACFPR(ASSOC.I CENTRE DE FORM.		1	0.8%
ADEPR		1	0.8%
ADESGI		1	0.8%
AEBR		2	1.7%
AEMR		1	0.8%
AMADINI		1	0.8%
APADE		1	0.8%
APEFE		1	0.8%
ARIBES		1	0.8%
ARIPES		1	0.8%
ARPES		1	0.8%
ASS DE CENTRE DE FORMATION PRO		1	0.8%
ASS DES CENTRE DE FORMATION PR		1	0.8%
ASS OF COMMON WEATH UNIVERSIT		1	0.8%
ASS.DES ECOLES TECH.AU RWANDA		1	0.8%
ASSIATION DES MUSULMAINS RWA		1	0.8%

# i030: M3I030 Name one of the organization

Value	Label	Cases	Percentage
ASSOC.DES ECOLE TECHNIQUES		1	0.8%
ASSOCIATION CARREFOUR UMUREZI		1	0.8%
ASSOCIATION DES ECOLE PRIVEES		1	0.8%
ASSOCIATION DES ECOLES PRIVEES		2	1.7%
ASSOCIATION DES ECOLES SECONDA		1	0.8%
ASSOCIATION DES SPORT SCOLAIRE		1	0.8%
ASSOCIATION DES SPORTS NYAMASH		1	0.8%
ASSOCIATION DES UNIVERSITES PR		1	0.8%
ASSOCIATION OF UNIVERSITIES		1	0.8%
ASSOCIATION RWANDAISE DES INST		2	1.7%
Association des ecoles tech pr		1	0.8%
BONEPICPR		1	0.8%
CAISSE SOCIAL		1	0.8%
CARITAS		1	0.8%
CARREFOUR UMUREZI		4	3.3%
CARREFULL UMURINZI		1	0.8%
CARREFUR UMUREZI		1	0.8%
CEPL( AMASHY		1	0.8%
CHATEAR THIERY		1	0.8%
CHILDREN LIGHT		1	0.8%
CLUB SOROPTIMIST INTERNADIRAF		1	0.8%
COMMITE DE DIRECTEUR DE V.T.C		1	0.8%

# i030: M3I030 Name one of the organization

Value	Label	Cases	Percentage
CONCIL OF HIGH EDUCATION		1	0.8%
CONSEIL DES PROTESTANTS AU RDA		1	0.8%
COOPERATIVE Y'AMASHURI Y'IMYUG		1	0.8%
CORRUFUL UMUREZI		1	0.8%
CPR		1	0.8%
CPR(CONSEIL PROTESTANT AU RDA)		1	0.8%
CUA COMMON WEALTH UNIVERSITIES		1	0.8%
DUFASHAFASH		1	0.8%
EAR ABAPOROSO		1	0.8%
EMLR		1	0.8%
EQUIPE D'ENSEIGNANT CATHOLIQUE		1	0.8%
FAPADER		4	3.3%
FEDERATION D DIRECT D ECOLE SE		1	0.8%
FEDERATION DES DIRECT.DES ECOL		1	0.8%
FEDERATION RWANDAISE		1	0.8%
FERADES		2	1.7%
FERADWS		1	0.8%
FRPEP(URUGAC AMASHURI YIGENGA		1	0.8%
FRPER		1	0.8%
GOOD FAMILY ASSOCIATION		1	0.8%
IADF		1	0.8%
INTER UNIVERSITY COUNCIL OF EA		1	0.8%
INYANGE		1	0.8%
IONA		1	0.8%
ISHIRAHAMWE RIHUZA ECOL PRIVE		1	0.8%

# i030: M3I030 Name one of the organization

Value	Label	Cases	Percentage
ISHYIRAHAMWRY`AMASHURI		1	0.8%
JOINT ACTION FORAM(JAF)		1	0.8%
JUMELAGE GASHOLIN/RUSATIRA		1	0.8%
JUMELAGE-COOP. CASTRES-HUYE		1	0.8%
KIRIZIYA GATURIKA		1	0.8%
LES SOEURS BERNARDINE DE BELGI		1	0.8%
METHODISTE LIBRE DEPARTMENT ED		1	0.8%
PARUWASI CATHOLIQUE		1	0.8%
PROFAMME TWESEHAMWE		1	0.8%
REMERA MBOGO		1	0.8%
RESAUX DES UNIVERS.INST..		1	0.8%
RHENANIE RELATINAT		1	0.8%
RUPSA		1	0.8%
S.N.E.P.		1	0.8%
SACCO		1	0.8%
SNEP		3	2.5%
SNEP(SYNDICAL NATIONAL DE ECOL		1	0.8%
SOS		1	0.8%
T.V.S.A/ A.D.E.T		1	0.8%
TECHNICAL VOCATIONAL SCHOOL		1	0.8%
TEVSA		5	4.2%
TUMURERE		1	0.8%
TV SAT		1	0.8%
TVSA		2	1.7%
TVSA,RUPSA		1	0.8%
UMURENGE SACCO		1	0.8%
UMWALIMU SACCO		1	0.8%



**# i030: M3I030 Name one of the organization**

Value	Label	Cases	Percentage
UMWARIMU SACCO		3	2.5%
URUNANA		1	0.8%
W'IBIGO BYA TECHNIQUE BYIGENGA		1	0.8%
WDA		1	0.8%
conseil protestant du rwanda		1	0.8%
ishyirahamwe rya b'infirmeries		1	0.8%
umushumba mwiza		1	0.8%

Warning: these figures indicate the number of cases found in the data file. They cannot be interpreted as summary statistics of the population of interest.

**# i040: M3I040 In the past year have you received any cooperation or**

<b>Information</b>	[Type= discrete] [Format=numeric] [Range= 1-9] [Missing=*]		
<b>Statistics [NW/ W]</b>	[Valid=123 /-] [Invalid=382 /-]		
Value	Label	Cases	Percentage
1	Yes	67	54.5%
2	No	56	45.5%
9	Not stated	0	
Sysmiss		382	

Warning: these figures indicate the number of cases found in the data file. They cannot be interpreted as summary statistics of the population of interest.

**# i060: M3I060 Is your institution affiliated to another organisatio**

<b>Information</b>	[Type= discrete] [Format=numeric] [Range= 1-9] [Missing=*]		
<b>Statistics [NW/ W]</b>	[Valid=505 /-] [Invalid=0 /-]		
Value	Label	Cases	Percentage
1	Yes	129	25.5%
2	No	366	72.5%
9	Not stated	10	2.0%

Warning: these figures indicate the number of cases found in the data file. They cannot be interpreted as summary statistics of the population of interest.

**# j010: M3J010 Does your organization have a gender policy**

<b>Information</b>	[Type= discrete] [Format=numeric] [Range= 1-9] [Missing=*]		
<b>Statistics [NW/ W]</b>	[Valid=505 /-] [Invalid=0 /-]		
Value	Label	Cases	Percentage
1	Yes	453	89.7%
2	No	48	9.5%
9	Not stated	4	0.8%

Warning: these figures indicate the number of cases found in the data file. They cannot be interpreted as summary statistics of the population of interest.

<b># j020: M3J020 Does your organisation practice preferential treatment</b>			
<b>Information</b>	[Type= discrete] [Format=numeric] [Range= 1-9] [Missing=*]		
<b>Statistics [NW/ W]</b>	[Valid=505 /-] [Invalid=0 /-]		
<b>Value</b>	<b>Label</b>	<b>Cases</b>	<b>Percentage</b>
1	Yes	52	10.3%
2	No	445	88.1%
9	Not stated	8	1.6%
<i>Warning: these figures indicate the number of cases found in the data file. They cannot be interpreted as summary statistics of the population of interest.</i>			
<b># j030a: M3J030 Quota of management positions for women</b>			
<b>Information</b>	[Type= discrete] [Format=numeric] [Range= 1-9] [Missing=*]		
<b>Statistics [NW/ W]</b>	[Valid=52 /-] [Invalid=453 /-]		
<b>Value</b>	<b>Label</b>	<b>Cases</b>	<b>Percentage</b>
1	Yes	17	32.7%
2	No	35	67.3%
9	Not stated	0	
Sysmiss		453	
<i>Warning: these figures indicate the number of cases found in the data file. They cannot be interpreted as summary statistics of the population of interest.</i>			
<b># j030b: M3J030 Overall quota for women</b>			
<b>Information</b>	[Type= discrete] [Format=numeric] [Range= 1-9] [Missing=*]		
<b>Statistics [NW/ W]</b>	[Valid=52 /-] [Invalid=453 /-]		
<b>Value</b>	<b>Label</b>	<b>Cases</b>	<b>Percentage</b>
1	Yes	20	38.5%
2	No	32	61.5%
9	Not stated	0	
Sysmiss		453	
<i>Warning: these figures indicate the number of cases found in the data file. They cannot be interpreted as summary statistics of the population of interest.</i>			
<b># j030c: M3J030 Preferential recruitment for women</b>			
<b>Information</b>	[Type= discrete] [Format=numeric] [Range= 1-9] [Missing=*]		
<b>Statistics [NW/ W]</b>	[Valid=52 /-] [Invalid=453 /-]		
<b>Value</b>	<b>Label</b>	<b>Cases</b>	<b>Percentage</b>
1	Yes	18	34.6%
2	No	34	65.4%
9	Not stated	0	
Sysmiss		453	
<i>Warning: these figures indicate the number of cases found in the data file. They cannot be interpreted as summary statistics of the population of interest.</i>			
<b># j030d: M3J030 Preferential recruitment for men</b>			
<b>Information</b>	[Type= discrete] [Format=numeric] [Range= 1-9] [Missing=*]		
<b>Statistics [NW/ W]</b>	[Valid=52 /-] [Invalid=453 /-]		
<b>Value</b>	<b>Label</b>	<b>Cases</b>	<b>Percentage</b>
1	Yes	3	5.8%
2	No	49	94.2%
9	Not stated	0	
Sysmiss		453	
<i>Warning: these figures indicate the number of cases found in the data file. They cannot be interpreted as summary statistics of the population of interest.</i>			

<b># j030e: M3J030 Maternity leave</b>			
<b>Information</b>	[Type= discrete] [Format=numeric] [Range= 1-9] [Missing=*]		
<b>Statistics [NW/ W]</b>	[Valid=52 /-] [Invalid=453 /-]		
<b>Value</b>	<b>Label</b>	<b>Cases</b>	<b>Percentage</b>
1	Yes	47	90.4%
2	No	5	9.6%
9	Not stated	0	
Sysmiss		453	
<i>Warning: these figures indicate the number of cases found in the data file. They cannot be interpreted as summary statistics of the population of interest.</i>			
<b># j030f: M3J030 Differential retirement age</b>			
<b>Information</b>	[Type= discrete] [Format=numeric] [Range= 1-9] [Missing=*]		
<b>Statistics [NW/ W]</b>	[Valid=52 /-] [Invalid=453 /-]		
<b>Value</b>	<b>Label</b>	<b>Cases</b>	<b>Percentage</b>
1	Yes	18	34.6%
2	No	34	65.4%
9	Not stated	0	
Sysmiss		453	
<i>Warning: these figures indicate the number of cases found in the data file. They cannot be interpreted as summary statistics of the population of interest.</i>			
<b># j030g: M3J030 Preferential payment</b>			
<b>Information</b>	[Type= discrete] [Format=numeric] [Range= 1-9] [Missing=*]		
<b>Statistics [NW/ W]</b>	[Valid=52 /-] [Invalid=453 /-]		
<b>Value</b>	<b>Label</b>	<b>Cases</b>	<b>Percentage</b>
1	Yes	4	7.7%
2	No	48	92.3%
9	Not stated	0	
Sysmiss		453	
<i>Warning: these figures indicate the number of cases found in the data file. They cannot be interpreted as summary statistics of the population of interest.</i>			
<b># j030h: M3J030 Other</b>			
<b>Information</b>	[Type= discrete] [Format=numeric] [Range= 1-9] [Missing=*]		
<b>Statistics [NW/ W]</b>	[Valid=52 /-] [Invalid=453 /-]		
<b>Value</b>	<b>Label</b>	<b>Cases</b>	<b>Percentage</b>
1	Yes	1	1.9%
2	No	51	98.1%
9	Not stated	0	
Sysmiss		453	
<i>Warning: these figures indicate the number of cases found in the data file. They cannot be interpreted as summary statistics of the population of interest.</i>			
<b># j030i: M3J030 Other Specify</b>			
<b>Information</b>	[Type= discrete] [Format=character] [Missing=*]		
<b>Statistics [NW/ W]</b>	[Valid=1 /-] [Invalid=0 /-]		
<b>Value</b>	<b>Label</b>	<b>Cases</b>	<b>Percentage</b>
GUTANGA IBIGANIRO NO GUSHINGA		1	100.0%
<i>Warning: these figures indicate the number of cases found in the data file. They cannot be interpreted as summary statistics of the population of interest.</i>			

<b># k010: M3K010 Do you have an HIV and AIDS in your workplace</b>			
<b>Information</b>	[Type= discrete] [Format=numeric] [Range= 1-9] [Missing=*]		
<b>Statistics [NW/ W]</b>	[Valid=505 /-] [Invalid=0 /-]		
<b>Value</b>	<b>Label</b>	<b>Cases</b>	<b>Percentage</b>
1	Yes	483	95.6%
2	No	20	4.0%
9	Not stated	2	0.4%
<i>Warning: these figures indicate the number of cases found in the data file. They cannot be interpreted as summary statistics of the population of interest.</i>			
<b># k020a: M3K020 HIV AIDS VCT services VCT services</b>			
<b>Information</b>	[Type= discrete] [Format=numeric] [Range= 1-9] [Missing=*]		
<b>Statistics [NW/ W]</b>	[Valid=483 /-] [Invalid=22 /-]		
<b>Value</b>	<b>Label</b>	<b>Cases</b>	<b>Percentage</b>
1	Yes	457	94.6%
2	No	26	5.4%
9	Not stated	0	
Sysmiss		22	
<i>Warning: these figures indicate the number of cases found in the data file. They cannot be interpreted as summary statistics of the population of interest.</i>			
<b># k020b: M3K020 Free ARVs for workers who are HIV+</b>			
<b>Information</b>	[Type= discrete] [Format=numeric] [Range= 1-9] [Missing=*]		
<b>Statistics [NW/ W]</b>	[Valid=483 /-] [Invalid=22 /-]		
<b>Value</b>	<b>Label</b>	<b>Cases</b>	<b>Percentage</b>
1	Yes	23	4.8%
2	No	460	95.2%
9	Not stated	0	
Sysmiss		22	
<i>Warning: these figures indicate the number of cases found in the data file. They cannot be interpreted as summary statistics of the population of interest.</i>			
<b># k020c: M3K020 Free condom distribution for workers</b>			
<b>Information</b>	[Type= discrete] [Format=numeric] [Range= 1-9] [Missing=*]		
<b>Statistics [NW/ W]</b>	[Valid=483 /-] [Invalid=22 /-]		
<b>Value</b>	<b>Label</b>	<b>Cases</b>	<b>Percentage</b>
1	Yes	37	7.7%
2	No	446	92.3%
9	Not stated	0	
Sysmiss		22	
<i>Warning: these figures indicate the number of cases found in the data file. They cannot be interpreted as summary statistics of the population of interest.</i>			
<b># k020d: M3K020 Free food rations for workers who are HIV+</b>			
<b>Information</b>	[Type= discrete] [Format=numeric] [Range= 1-9] [Missing=*]		
<b>Statistics [NW/ W]</b>	[Valid=483 /-] [Invalid=22 /-]		
<b>Value</b>	<b>Label</b>	<b>Cases</b>	<b>Percentage</b>
1	Yes	24	5.0%
2	No	459	95.0%
9	Not stated	0	
Sysmiss		22	
<i>Warning: these figures indicate the number of cases found in the data file. They cannot be interpreted as summary statistics of the population of interest.</i>			

### # k020e: M3K020 Workers' rights

<b>Information</b>	[Type= discrete] [Format=numeric] [Range= 1-9] [Missing=*]
<b>Statistics [NW/ W]</b>	[Valid=483 /-] [Invalid=22 /-]

Value	Label	Cases	Percentage
1	Yes	368	76.2%
2	No	114	23.6%
9	Not stated	1	0.2%
Systemmiss		22	

*Warning: these figures indicate the number of cases found in the data file. They cannot be interpreted as summary statistics of the population of interest.*

### # k020f: M3K020 Others

<b>Information</b>	[Type= discrete] [Format=numeric] [Range= 1-9] [Missing=*]
<b>Statistics [NW/ W]</b>	[Valid=483 /-] [Invalid=22 /-]

Value	Label	Cases	Percentage
1	Yes	103	21.3%
2	No	375	77.6%
9	Not stated	5	1.0%
Systemmiss		22	

*Warning: these figures indicate the number of cases found in the data file. They cannot be interpreted as summary statistics of the population of interest.*

### # k020g: M3K020 Other Specify

<b>Information</b>	[Type= discrete] [Format=character] [Missing=*]
<b>Statistics [NW/ W]</b>	[Valid=103 /-] [Invalid=0 /-]

Value	Label	Cases	Percentage
.		1	1.0%
AGUFASHA		1	1.0%
ABANA			
BABANA			
NUBWANDU			
AMAHUGURWA		1	1.0%
KURI SIDA			
AMARUSHANWA		1	1.0%
ANYUZE			
MURI CLUB			
ANTI AIDS CLUBS		1	1.0%
ANTI-AIDS CLUB		1	1.0%
CLUB ANT SIDA		1	1.0%
CLUB ANT-SIDA		1	1.0%
CLUB ANTI SIDA		39	37.9%
CLUB ANTI-SIDA		1	1.0%
CLUB ANTI-AIDS		1	1.0%
CLUB ANTI-SIDA		15	14.6%
CLUB ANTI-SIDA,N'UDUKIN		1	1.0%

# k020g: M3K020 Other Specify

















Value	Label	Cases	Percentage
CLUB ANTISIDA		5	4.9%
CLUB ANTISIDA PROF N'ABARIMU		1	1.0%
CLUB ANTI_SIDA		2	1.9%
CLUBS ZA ANTI-SIDA		1	1.0%
DUKORANA NA CENTRE DE SANTE		1	1.0%
GAHUNDA YAZA CLUB ANTI-SIDA		1	1.0%
GUHNGRA,KUCABANDUYE SIDA		1	1.0%
GUSHISHIKARI ABANTU KUJYA MU		1	1.0%
GUSHYIGIKIRA CLUB ANTI-SIDA		1	1.0%
HARI CLUB ANTI SIDA		3	2.9%
HARI CLUB ANTI-SIDA		1	1.0%
KUBARINDA IMIRIMO IVUNANYE		1	1.0%
KUBASHISHIKA ANTI SIDA CLU		1	1.0%
KUGANIRA IBYEREKERAN'		1	1.0%
KUGIRA INAMA ABANA		1	1.0%
KUJYA MURI CLUB ANTI SIDA		1	1.0%
KUJYA MURI CLUB ANTI-SIDA		1	1.0%
KWIBUMBIRA MURI CLUB ANTISIDA		1	1.0%
KWIFATA		1	1.0%
KWIRANDA,UB SIDA IFADA		1	1.0%
KWIRINDA ICYOREZO CYA SIDA		1	1.0%

<b># k020g: M3K020 Other Specify</b>			
<b>Value</b>	<b>Label</b>	<b>Cases</b>	<b>Percentage</b>
KWIRINDA SIDA		1	1.0%
KWIRINDA SIDA,GUFASHA IMFUBYI		1	1.0%
NTABANDUYE BAHARI		1	1.0%
SENSIBILISATI		1	1.0%
UBUJYANAMA BWHARIYE KUBAKOBWA		1	1.0%
UBUMENYI KUCYOREZO CYA SIDA		1	1.0%
URUHUSHYA RWO GUFATA IMITI		1	1.0%
club anti-SIDA		1	1.0%
ku mworohereza mu kazi		1	1.0%
ubukangurambaga mu mashuri		1	1.0%
<i>Warning: these figures indicate the number of cases found in the data file. They cannot be interpreted as summary statistics of the population of interest.</i>			
<b># 1010: M3L010 Has your institution introduced ICT use</b>			
<b>Information</b>	[Type= discrete] [Format=numeric] [Range= 1-9] [Missing=*]		
<b>Statistics [NW/ W]</b>	[Valid=505 /-] [Invalid=0 /-]		
<b>Value</b>	<b>Label</b>	<b>Cases</b>	<b>Percentage</b>
1	Yes	237	46.9%
2	No	266	52.7%
9	Not stated	2	0.4%
<i>Warning: these figures indicate the number of cases found in the data file. They cannot be interpreted as summary statistics of the population of interest.</i>			
<b># 1020a: M3L020 ICT Used for Production/Teaching</b>			
<b>Information</b>	[Type= discrete] [Format=numeric] [Range= 1-9] [Missing=*]		
<b>Statistics [NW/ W]</b>	[Valid=237 /-] [Invalid=268 /-]		
<b>Value</b>	<b>Label</b>	<b>Cases</b>	<b>Percentage</b>
1	Yes	203	85.7%
2	No	34	14.3%
9	Not stated	0	
Sysmiss		268	
<i>Warning: these figures indicate the number of cases found in the data file. They cannot be interpreted as summary statistics of the population of interest.</i>			
<b># 1020b: M3L020 ICT Used for Marketing</b>			
<b>Information</b>	[Type= discrete] [Format=numeric] [Range= 1-9] [Missing=*]		
<b>Statistics [NW/ W]</b>	[Valid=237 /-] [Invalid=268 /-]		
<b>Value</b>	<b>Label</b>	<b>Cases</b>	<b>Percentage</b>
1	Yes	46	19.4%
2	No	191	80.6%
9	Not stated	0	

<b># 1020b: M3L020 ICT Used for Marketing</b>			
<b>Value</b>	<b>Label</b>	<b>Cases</b>	<b>Percentage</b>
Sysmiss		268	
<i>Warning: these figures indicate the number of cases found in the data file. They cannot be interpreted as summary statistics of the population of interest.</i>			
<b># 1020c: M3L020 ICT Used for Human resource management</b>			
<b>Information</b>	[Type= discrete] [Format=numeric] [Range= 1-9] [Missing=*]		
<b>Statistics [NW/ W]</b>	[Valid=237 /-] [Invalid=268 /-]		
<b>Value</b>	<b>Label</b>	<b>Cases</b>	<b>Percentage</b>
1	Yes	110	46.4%
2	No	127	53.6%
9	Not stated	0	
Sysmiss		268	
<i>Warning: these figures indicate the number of cases found in the data file. They cannot be interpreted as summary statistics of the population of interest.</i>			
<b># 1020d: M3L020 ICT Used for Communication</b>			
<b>Information</b>	[Type= discrete] [Format=numeric] [Range= 1-9] [Missing=*]		
<b>Statistics [NW/ W]</b>	[Valid=237 /-] [Invalid=268 /-]		
<b>Value</b>	<b>Label</b>	<b>Cases</b>	<b>Percentage</b>
1	Yes	152	64.1%
2	No	85	35.9%
9	Not stated	0	
Sysmiss		268	
<i>Warning: these figures indicate the number of cases found in the data file. They cannot be interpreted as summary statistics of the population of interest.</i>			
<b># 1020e: M3L020 ICT Used for Records management</b>			
<b>Information</b>	[Type= discrete] [Format=numeric] [Range= 1-9] [Missing=*]		
<b>Statistics [NW/ W]</b>	[Valid=237 /-] [Invalid=268 /-]		
<b>Value</b>	<b>Label</b>	<b>Cases</b>	<b>Percentage</b>
1	Yes	222	93.7%
2	No	15	6.3%
9	Not stated	0	
Sysmiss		268	
<i>Warning: these figures indicate the number of cases found in the data file. They cannot be interpreted as summary statistics of the population of interest.</i>			
<b># 1020f: M3L020 ICT Used for Accounting/Finance/Planning/Budgeting</b>			
<b>Information</b>	[Type= discrete] [Format=numeric] [Range= 1-9] [Missing=*]		
<b>Statistics [NW/ W]</b>	[Valid=237 /-] [Invalid=268 /-]		
<b>Value</b>	<b>Label</b>	<b>Cases</b>	<b>Percentage</b>
1	Yes	212	89.5%
2	No	25	10.5%
9	Not stated	0	
Sysmiss		268	
<i>Warning: these figures indicate the number of cases found in the data file. They cannot be interpreted as summary statistics of the population of interest.</i>			
<b># 1020g: M3L020 ICT Used for Employment</b>			
<b>Information</b>	[Type= discrete] [Format=numeric] [Range= 1-9] [Missing=*]		
<b>Statistics [NW/ W]</b>	[Valid=237 /-] [Invalid=268 /-]		



<b># 1020g: M3L020 ICT Used for Employment</b>			
<b>Value</b>	<b>Label</b>	<b>Cases</b>	<b>Percentage</b>
1	Yes	39	16.5%
2	No	198	83.5%
9	Not stated	0	
Sysmiss		268	
<i>Warning: these figures indicate the number of cases found in the data file. They cannot be interpreted as summary statistics of the population of interest.</i>			
<b># 1020h: M3L020 ICT Used for any Other</b>			
<b>Information</b>	[Type= discrete] [Format=numeric] [Range= 1-9] [Missing=*]		
<b>Statistics [NW/ W]</b>	[Valid=237 /-] [Invalid=268 /-]		
<b>Value</b>	<b>Label</b>	<b>Cases</b>	<b>Percentage</b>
1	Yes	13	5.5%
2	No	223	94.1%
9	Not stated	1	0.4%
Sysmiss		268	
<i>Warning: these figures indicate the number of cases found in the data file. They cannot be interpreted as summary statistics of the population of interest.</i>			
<b># 1020i: M3L020 for any Other please Specify</b>			
<b>Information</b>	[Type= discrete] [Format=character] [Missing=*]		
<b>Statistics [NW/ W]</b>	[Valid=7 /-] [Invalid=0 /-]		
<b>Value</b>	<b>Label</b>	<b>Cases</b>	<b>Percentage</b>
AUTLOOK PROGRAMM		1	14.3%
GUTEGURA INYANDIKO		1	14.3%
KURYIGISHA ABANYESHURI ABAREZI		1	14.3%
KWANDIKA ABANYESHURI		1	14.3%
MUKWIGISHA ABANYESHURI		1	14.3%
RESEARCH		1	14.3%
UBUSGAKASHA		1	14.3%
<i>Warning: these figures indicate the number of cases found in the data file. They cannot be interpreted as summary statistics of the population of interest.</i>			
<b># 1030a: M3L030 how has the use of ICT affected the Production/Teachi</b>			
<b>Information</b>	[Type= discrete] [Format=numeric] [Range= 0-9] [Missing=*]		
<b>Statistics [NW/ W]</b>	[Valid=237 /-] [Invalid=268 /-]		
<b>Value</b>	<b>Label</b>	<b>Cases</b>	<b>Percentage</b>
0	Not applicable	0	
1	Increased	201	84.8%
2	Decreased	5	2.1%
3	No effect	4	1.7%
9	Not stated	27	11.4%
Sysmiss		268	
<i>Warning: these figures indicate the number of cases found in the data file. They cannot be interpreted as summary statistics of the population of interest.</i>			

<b># 1030b: M3L030 how has the use of ICT affected the Marketing</b>			
<b>Information</b>	[Type= discrete] [Format=numeric] [Range= 0-9] [Missing=*]		
<b>Statistics [NW/ W]</b>	[Valid=237 /-] [Invalid=268 /-]		
<b>Value</b>	<b>Label</b>	<b>Cases</b>	<b>Percentage</b>
0	Not applicable	0	
1	Increased	47	 19.8%
2	Decreased	14	 5.9%
3	No effect	8	 3.4%
9	Not stated	168	 70.9%
Sysmiss		268	
<i>Warning: these figures indicate the number of cases found in the data file. They cannot be interpreted as summary statistics of the population of interest.</i>			
<b># 1030c: M3L030 how has the use of ICT affected Human resource manage</b>			
<b>Information</b>	[Type= discrete] [Format=numeric] [Range= 0-9] [Missing=*]		
<b>Statistics [NW/ W]</b>	[Valid=237 /-] [Invalid=268 /-]		
<b>Value</b>	<b>Label</b>	<b>Cases</b>	<b>Percentage</b>
0	Not applicable	0	
1	Increased	112	 47.3%
2	Decreased	6	 2.5%
3	No effect	8	 3.4%
9	Not stated	111	 46.8%
Sysmiss		268	
<i>Warning: these figures indicate the number of cases found in the data file. They cannot be interpreted as summary statistics of the population of interest.</i>			
<b># 1030d: M3L030 how has the use of ICT affected the Communication</b>			
<b>Information</b>	[Type= discrete] [Format=numeric] [Range= 0-9] [Missing=*]		
<b>Statistics [NW/ W]</b>	[Valid=237 /-] [Invalid=268 /-]		
<b>Value</b>	<b>Label</b>	<b>Cases</b>	<b>Percentage</b>
0	Not applicable	0	
1	Increased	152	 64.1%
2	Decreased	10	 4.2%
3	No effect	6	 2.5%
9	Not stated	69	 29.1%
Sysmiss		268	
<i>Warning: these figures indicate the number of cases found in the data file. They cannot be interpreted as summary statistics of the population of interest.</i>			
<b># 1030e: M3L030 how has the use of ICT affected the Records managemen</b>			
<b>Information</b>	[Type= discrete] [Format=numeric] [Range= 0-9] [Missing=*]		
<b>Statistics [NW/ W]</b>	[Valid=237 /-] [Invalid=268 /-]		
<b>Value</b>	<b>Label</b>	<b>Cases</b>	<b>Percentage</b>
0	Not applicable	0	
1	Increased	218	 92.0%
2	Decreased	5	 2.1%
3	No effect	6	 2.5%
9	Not stated	8	 3.4%
Sysmiss		268	
<i>Warning: these figures indicate the number of cases found in the data file. They cannot be interpreted as summary statistics of the population of interest.</i>			

<b># 1030f: M3L030 how has the use of ICT affected the Accounting</b>			
<b>Information</b>	[Type= discrete] [Format=numeric] [Range= 0-9] [Missing=*]		
<b>Statistics [NW/ W]</b>	[Valid=237 /-] [Invalid=268 /-]		
<b>Value</b>	<b>Label</b>	<b>Cases</b>	<b>Percentage</b>
0	Not applicable	0	
1	Increased	206	86.9%
2	Decreased	6	2.5%
3	No effect	6	2.5%
9	Not stated	19	8.0%
Sysmiss		268	
<i>Warning: these figures indicate the number of cases found in the data file. They cannot be interpreted as summary statistics of the population of interest.</i>			
<b># 1030g: M3L030 how has the use of ICT affected the Employment</b>			
<b>Information</b>	[Type= discrete] [Format=numeric] [Range= 0-9] [Missing=*]		
<b>Statistics [NW/ W]</b>	[Valid=237 /-] [Invalid=268 /-]		
<b>Value</b>	<b>Label</b>	<b>Cases</b>	<b>Percentage</b>
0	Not applicable	0	
1	Increased	39	16.5%
2	Decreased	14	5.9%
3	No effect	10	4.2%
9	Not stated	174	73.4%
Sysmiss		268	
<i>Warning: these figures indicate the number of cases found in the data file. They cannot be interpreted as summary statistics of the population of interest.</i>			
<b># 1030h: M3L030 how has the use of ICT affected Other</b>			
<b>Information</b>	[Type= discrete] [Format=numeric] [Range= 0-9] [Missing=*]		
<b>Statistics [NW/ W]</b>	[Valid=237 /-] [Invalid=268 /-]		
<b>Value</b>	<b>Label</b>	<b>Cases</b>	<b>Percentage</b>
0	Not applicable	0	
1	Increased	16	6.8%
2	Decreased	21	8.9%
3	No effect	6	2.5%
9	Not stated	194	81.9%
Sysmiss		268	
<i>Warning: these figures indicate the number of cases found in the data file. They cannot be interpreted as summary statistics of the population of interest.</i>			
<b># 1030i: M3L030 Other Specify</b>			
<b>Information</b>	[Type= discrete] [Format=character] [Missing=*]		
<b>Statistics [NW/ W]</b>	[Valid=4 /-] [Invalid=0 /-]		
<b>Value</b>	<b>Label</b>	<b>Cases</b>	<b>Percentage</b>
0		1	25.0%
KURYIGISHA ABANYESHURI ABAREZI		1	25.0%
KWANDIKA ABANYESHURI		1	25.0%
UBUSHAKASHI		1	25.0%
<i>Warning: these figures indicate the number of cases found in the data file. They cannot be interpreted as summary statistics of the population of interest.</i>			

**# 1040a: M3L040 1st challenge****Information** [Type= discrete] [Format=numeric] [Range= 1-99] [Missing=\*]**Statistics [NW/ W]** [Valid=237 /-] [Invalid=268 /-]

Value	Label	Cases	Percentage
1	Lack of skilled employees	67	28.3%
2	Lack of skilled outside IT support	18	7.6%
3	Lack of skilled trainers	13	5.5%
4	Insufficient / unreliable connectivity	29	12.2%
5	Unreliable electricity	26	11.0%
6	Costs of equipment	35	14.8%
7	Availability of equipment	37	15.6%
8	Other	5	2.1%
9	No challenge	7	3.0%
99	Not stated	0	
Sysmiss		268	

*Warning: these figures indicate the number of cases found in the data file. They cannot be interpreted as summary statistics of the population of interest.***# 1040b: M3L040 2nd challenge****Information** [Type= discrete] [Format=numeric] [Range= 1-99] [Missing=\*]**Statistics [NW/ W]** [Valid=212 /-] [Invalid=293 /-]

Value	Label	Cases	Percentage
1	Lack of skilled employees	25	11.8%
2	Lack of skilled outside IT support	32	15.1%
3	Lack of skilled trainers	15	7.1%
4	Insufficient / unreliable connectivity	38	17.9%
5	Unreliable electricity	12	5.7%
6	Costs of equipment	45	21.2%
7	Availability of equipment	37	17.5%
8	Other	2	0.9%
9	No challenge	6	2.8%
99	Not stated	0	
Sysmiss		293	

*Warning: these figures indicate the number of cases found in the data file. They cannot be interpreted as summary statistics of the population of interest.***# 1040c: M3L040 3rd challenge****Information** [Type= discrete] [Format=numeric] [Range= 1-99] [Missing=\*]**Statistics [NW/ W]** [Valid=164 /-] [Invalid=341 /-]

Value	Label	Cases	Percentage
1	Lack of skilled employees	17	10.4%
2	Lack of skilled outside IT support	13	7.9%
3	Lack of skilled trainers	16	9.8%
4	Insufficient / unreliable connectivity	15	9.1%
5	Unreliable electricity	5	3.0%
6	Costs of equipment	33	20.1%
7	Availability of equipment	32	19.5%
8	Other	5	3.0%
9	No challenge	28	17.1%

<b># 1040c: M3L040 3rd challenge</b>			
<b>Value</b>	<b>Label</b>	<b>Cases</b>	<b>Percentage</b>
99	Not stated	0	
Sysmiss		341	
<i>Warning: these figures indicate the number of cases found in the data file. They cannot be interpreted as summary statistics of the population of interest.</i>			
<b># 1040d: M3L040 Other specify</b>			
<b>Information</b>	[Type= discrete] [Format=character] [Missing=*]		
<b>Statistics [NW/ W]</b>	[Valid=11 /-] [Invalid=0 /-]		
<b>Value</b>	<b>Label</b>	<b>Cases</b>	<b>Percentage</b>
AHO GUKORERA		1	9.1%
CONNECTION IRAHENZE		1	9.1%
GUPFA KWIMASHINI		1	9.1%
IBIKORESHO BIHAGIJE		1	9.1%
IBURA RYA INTERNET		1	9.1%
INZU (SALLE)		1	9.1%
NETWORK		1	9.1%
NTA MAHUGURWA		1	9.1%
NTAMASHYAN AHARI		1	9.1%
PAY OF CONNETION NETWORK		1	9.1%
UBUSHOBOZI DUFITE NI BUKE		1	9.1%
<i>Warning: these figures indicate the number of cases found in the data file. They cannot be interpreted as summary statistics of the population of interest.</i>			
<b># nbrc10: M3C10 Number of Permanent posts (Citizenship and Gross renum</b>			
<b>Information</b>	[Type= continuous] [Format=numeric] [Range= 1-116] [Missing=*]		
<b>Statistics [NW/ W]</b>	[Valid=503 /-] [Invalid=2 /-] [Mean=12.078 /-] [StdDev=10.588 /-]		
<b># nbrc20: M3C020 Number of Permanent posts (Reasons why the post is va</b>			
<b>Information</b>	[Type= discrete] [Format=numeric] [Range= 0-20] [Missing=*]		
<b>Statistics [NW/ W]</b>	[Valid=447 /-] [Invalid=58 /-] [Mean=0.917 /-] [StdDev=2.05 /-]		
<b>Value</b>	<b>Label</b>	<b>Cases</b>	<b>Percentage</b>
0		299	66.9%
1		63	14.1%
2		24	5.4%
3		26	5.8%
4		15	3.4%
5		6	1.3%
6		4	0.9%
7		3	0.7%
9		3	0.7%
10		1	0.2%

**# nbrc20: M3C020 Number of Permanent posts (Reasons why the post is va**

Value	Label	Cases	Percentage
12		1	0.2%
17		1	0.2%
20		1	0.2%
Sysmiss		58	

*Warning: these figures indicate the number of cases found in the data file. They cannot be interpreted as summary statistics of the population of interest.*

**# nbrc30: M3030 Number of Staff and Skills**

<b>Information</b>	[Type= continuous] [Format=numeric] [Range= 0-76] [Missing=*]
<b>Statistics [NW/ W]</b>	[Valid=346 /-] [Invalid=159 /-] [Mean=11.827 /-] [StdDev=9.399 /-]

**# nbrc3a: M3031 Number of Enrollement by programme**

<b>Information</b>	[Type= continuous] [Format=numeric] [Range= 0-53] [Missing=*]
<b>Statistics [NW/ W]</b>	[Valid=290 /-] [Invalid=215 /-] [Mean=1.569 /-] [StdDev=4.466 /-]

**# nbrg3: M3G30 Number of Enrollement by programme**

<b>Information</b>	[Type= discrete] [Format=numeric] [Range= 0-15] [Missing=*]
<b>Statistics [NW/ W]</b>	[Valid=231 /-] [Invalid=274 /-] [Mean=2.74 /-] [StdDev=2.131 /-]

Value	Label	Cases	Percentage
0		2	0.9%
1		74	32.0%
2		54	23.4%
3		41	17.7%
4		29	12.6%
5		12	5.2%
6		7	3.0%
7		6	2.6%
8		1	0.4%
9		1	0.4%
10		1	0.4%
12		1	0.4%
14		1	0.4%
15		1	0.4%
Sysmiss		274	

*Warning: these figures indicate the number of cases found in the data file. They cannot be interpreted as summary statistics of the population of interest.*

**# Final\_weight: Final weight**

<b>Information</b>	[Type= continuous] [Format=numeric] [Range= 1-17] [Missing=*]
<b>Statistics [NW/ W]</b>	[Valid=505 /-] [Invalid=0 /-] [Mean=7.894 /-] [StdDev=3.597 /-]

## File : Formal\_employee

### # IDA: SAMPLE CODE

**Information** [Type= continuous] [Format=numeric] [Range= 11000100-57072006] [Missing=\*]

**Statistics [NW/ W]** [Valid=17345 /-] [Invalid=0 /-] [Mean=26968859.655 /-] [StdDev=14875588.731 /-]

### # ID9: Fiche Number

**Information** [Type= continuous] [Format=numeric] [Range= 0-998] [Missing=\*]

**Statistics [NW/ W]** [Valid=17345 /-] [Invalid=0 /-] [Mean=54.38 /-] [StdDev=143.839 /-]

### # F020B: Month

**Information** [Type= continuous] [Format=numeric] [Range= 0-99] [Missing=\*]

**Statistics [NW/ W]** [Valid=3468 /-] [Invalid=13877 /-] [Mean=1.306 /-] [StdDev=2.956 /-]

### # ZN: Zone Number

**Information** [Type= continuous] [Format=numeric] [Range= 0-55] [Missing=\*]

**Statistics [NW/ W]** [Valid=17344 /-] [Invalid=1 /-] [Mean=6.678 /-] [StdDev=5.012 /-]

### # STRATUM: ACTIVITY SECTOR

**Information** [Type= discrete] [Format=numeric] [Range= 1-6] [Missing=\*]

**Statistics [NW/ W]** [Valid=17345 /-] [Invalid=0 /-]

Value	Label	Cases	Percentage
1	PUBLIC	2220	12.8%
2	PRIVATE FORMAL	9661	55.7%
4	EDUCATION	0	
5	HEALTH	4454	25.7%
6	NGO	1010	5.8%

*Warning: these figures indicate the number of cases found in the data file. They cannot be interpreted as summary statistics of the population of interest.*

### # ID1: PROVINCE / KIGALI CITY

**Information** [Type= discrete] [Format=numeric] [Range= 1-5] [Missing=\*]

**Statistics [NW/ W]** [Valid=17345 /-] [Invalid=0 /-]

Value	Label	Cases	Percentage
1		7097	40.9%
2		2262	13.0%
3		3940	22.7%
4		2079	12.0%
5		1967	11.3%

*Warning: these figures indicate the number of cases found in the data file. They cannot be interpreted as summary statistics of the population of interest.*

### # ID2: DISTRICT

**Information** [Type= discrete] [Format=numeric] [Range= 1-8] [Missing=\*]

**Statistics [NW/ W]** [Valid=17345 /-] [Invalid=0 /-]

Value	Label	Cases	Percentage
1		4911	28.3%
2		3393	19.6%
3		3229	18.6%
4		2475	14.3%
5		1110	6.4%

## File : Formal\_employee

### # ID2: DISTRICT

Value	Label	Cases	Percentage
6		951	5.5%
7		1084	6.2%
8		192	1.1%

Warning: these figures indicate the number of cases found in the data file. They cannot be interpreted as summary statistics of the population of interest.

### # ID3: SECTOR

<b>Information</b>	[Type= discrete] [Format=numeric] [Range= 1-21] [Missing=*]
<b>Statistics [NW/ W]</b>	[Valid=17345 /-] [Invalid=0 /-]

Value	Label	Cases	Percentage
1		955	5.5%
2		809	4.7%
3		1028	5.9%
4		1097	6.3%
5		1986	11.4%
6		1544	8.9%
7		875	5.0%
8		1402	8.1%
9		3538	20.4%
10		1103	6.4%
11		519	3.0%
12		507	2.9%
13		1141	6.6%
14		207	1.2%
15		115	0.7%
16		345	2.0%
17		103	0.6%
18		34	0.2%
19		22	0.1%
20		6	0.0%
21		9	0.1%

Warning: these figures indicate the number of cases found in the data file. They cannot be interpreted as summary statistics of the population of interest.

### # ID4: CELL

<b>Information</b>	[Type= discrete] [Format=numeric] [Range= 0-16] [Missing=*]
<b>Statistics [NW/ W]</b>	[Valid=17345 /-] [Invalid=0 /-]

Value	Label	Cases	Percentage
0		25	0.1%
1		3565	20.6%
2		3466	20.0%
3		4584	26.4%
4		2164	12.5%
5		2413	13.9%
6		446	2.6%
7		491	2.8%



## File : Formal\_employee

### # ID4: CELL

Value	Label	Cases	Percentage
8		58	0.3%
9		110	0.6%
10		7	0.0%
11		12	0.1%
12		2	0.0%
14		1	0.0%
16		1	0.0%

Warning: these figures indicate the number of cases found in the data file. They cannot be interpreted as summary statistics of the population of interest.

### # ID5: VILLAGE

<b>Information</b>	[Type= continuous] [Format=numeric] [Range= 0-31] [Missing=*]
<b>Statistics [NW/ W]</b>	[Valid=17345 /-] [Invalid=0 /-] [Mean=4.809 /-] [StdDev=2.98 /-]

### # P1: Province Name

<b>Information</b>	[Type= discrete] [Format=character] [Missing=*]
<b>Statistics [NW/ W]</b>	[Valid=17344 /-] [Invalid=0 /-]

Value	Label	Cases	Percentage
MVK		7096	40.9%
PROV.EST		1962	11.3%
PROV.ESTD		6	0.0%
PROV.NORD		2078	12.0%
PROV.OUEST		3941	22.7%
PROV.SUD		2261	13.0%

Warning: these figures indicate the number of cases found in the data file. They cannot be interpreted as summary statistics of the population of interest.

### # P2: District Name

<b>Information</b>	[Type= discrete] [Format=character] [Missing=*]
<b>Statistics [NW/ W]</b>	[Valid=17344 /-] [Invalid=0 /-]

Value	Label	Cases	Percentage
BUGESERA		270	1.6%
BURERA		302	1.7%
GAKENKE		329	1.9%
GASABO		2393	13.8%
GATSIBO		223	1.3%
GICUMBI		429	2.5%
GISAGARA		186	1.1%
HUYE		648	3.7%
KAMONYI		192	1.1%
KARONGI		747	4.3%
KAYONZA		340	2.0%
KICUKIRO		1568	9.0%
KIREHE		208	1.2%
MUHANGA		324	1.9%
MUSANZE		583	3.4%

## File : Formal\_employee

### # P2: District Name

Value	Label	Cases	Percentage
NGOMA		313	1.8%
NGORORERO		181	1.0%
NYABIHU		1185	6.8%
NYAGATARE		292	1.7%
NYAMAGABE		291	1.7%
NYAMASHEKE		491	2.8%
NYANZA		272	1.6%
NYARUGENGE		3135	18.1%
NYARUGURU		181	1.0%
RUBAVU		672	3.9%
RUHANGO		167	1.0%
RURINDO		435	2.5%
RUSIZI		471	2.7%
RUTSIRO		194	1.1%
RWAMAGANA		322	1.9%

*Warning: these figures indicate the number of cases found in the data file. They cannot be interpreted as summary statistics of the population of interest.*

### # P3: Sector Name

**Information** [Type= discrete] [Format=character] [Missing=\*]

**Statistics [NW/ W]** [Valid=17344 /-] [Invalid=0 /-]

Value	Label	Cases	Percentage
BIGOGWE		26	0.1%
BONEZA		13	0.1%
BUGARAMA		22	0.1%
BUGESHI		8	0.0%
BUKURE		13	0.1%
BUMBOGO		13	0.1%
BUNGWE		28	0.2%
BURUHUKIRO		4	0.0%
BUSANZE		16	0.1%
BUSASAMANA		187	1.1%
BUSENGO		14	0.1%
BUSHEKERI		236	1.4%
BUSHENGE		60	0.3%
BUSHOKI		117	0.7%
BUSOGO		13	0.1%
BUTARO		111	0.6%
BUYOGA		16	0.1%
BWERAMANA		50	0.3%
BWEYEYE		12	0.1%
BWISHYURA		55	0.3%
BWISIGE		9	0.1%
BYIMANA		12	0.1%
BYUMBA		164	0.9%

## File : Formal\_employee

### # P3: Sector Name

Value	Label	Cases	Percentage
COKO		8	0.0%
CYABAKIMYI		3	0.0%
CYABINGO		21	0.1%
CYAHINDA		19	0.1%
CYANIKA		12	0.1%
CYANZARWE		8	0.0%
CYERU		4	0.0%
CYEZA		21	0.1%
CYUMBA		26	0.1%
CYUNGO		6	0.0%
CYUVE		31	0.2%
FUMBWE		19	0.1%
GACACA		27	0.2%
GACURABWEN		23	0.1%
GAHANGA		4	0.0%
GAHENERI		5	0.0%
GAHINI		54	0.3%
GAHUNGA		20	0.1%
GAKENKE		39	0.2%
GASAKA		123	0.7%
GASANGE		13	0.1%
GASHAKI		8	0.0%
GASHANDA		2	0.0%
GASHARI		13	0.1%
GASHENYI		18	0.1%
GASHONGA		45	0.3%
GASHORA		17	0.1%
GATAGARA		5	0.0%
GATARE		4	0.0%
GATEBE		11	0.1%
GATENGA		280	1.6%
GATORE		25	0.1%
GATSATA		80	0.5%
GATSIBO		2	0.0%
GATUMBA		16	0.1%
GATUNDA		18	0.1%
GIHANGO		12	0.1%
GIHEKE		3	0.0%
GIHOMBO		7	0.0%
GIHURWE		45	0.3%
GIKONDO		291	1.7%
GIKONKO		7	0.0%
GIKUNDAMVUI		4	0.0%

## File : Formal\_employee

### # P3: Sector Name

Value	Label	Cases	Percentage
GISENYI		330	1.9%
GISHAMVU		15	0.1%
GISHARI		8	0.0%
GISHUBI		3	0.0%
GISHYITA		6	0.0%
GISOZI		62	0.4%
GITEGA		85	0.5%
GITESI		19	0.1%
GITI		2	0.0%
GITOKI		19	0.1%
GITOVU		4	0.0%
HINDIRO		2	0.0%
HUYE		9	0.1%
JABANA		155	0.9%
JALI		51	0.3%
JANJA		15	0.1%
JARAMA		4	0.0%
JENDA		10	0.1%
JOMBA		20	0.1%
KABACUZI		8	0.0%
KABAGALI		8	0.0%
KABARE		17	0.1%
KABARONDO		20	0.1%
KABARORE		39	0.2%
KABATWA		4	0.0%
KABAYA		64	0.4%
KACYIRU		507	2.9%
KADUHA		36	0.2%
KAGANO		60	0.3%
KAGARAMA		13	0.1%
KAGEYO		68	0.4%
KAGOGO		12	0.1%
KAMEGERI		7	0.0%
KAMEMBE		157	0.9%
KANAMA		20	0.1%
KANIGA		21	0.1%
KANJONGO		15	0.1%
KANOMBE		107	0.6%
KANSI		21	0.1%
KANYINYA		30	0.2%
KANZENZE		11	0.1%
KARAGO		976	5.6%
KARAMA		18	0.1%

## File : Formal\_employee

### # P3: Sector Name

Value	Label	Cases	Percentage
KARANGAZI		19	0.1%
KAREMBO		15	0.1%
KARENGE		32	0.2%
KARENGERA		3	0.0%
KATABAGEMU		6	0.0%
KAVUMU		10	0.1%
KAYENZI		2	0.0%
KAYUMBU		4	0.0%
KAZO		6	0.0%
KIBANGU		10	0.1%
KIBEHO		30	0.2%
KIBILIZI		32	0.2%
KIBIRIZI		12	0.1%
KIBUMBWE		11	0.1%
KIBUNGO		182	1.0%
KICUKIRO		462	2.7%
KIGABIRO		127	0.7%
KIGALI		54	0.3%
KIGARAMA		38	0.2%
KIGEYO		15	0.1%
KIGIMBE		6	0.0%
KIGINA		23	0.1%
KIGOMA		39	0.2%
KIMIHURURA		500	2.9%
KIMIRONKO		244	1.4%
KIMISAGARA		151	0.9%
KINAZI		11	0.1%
KINIGI		23	0.1%
KINIHIRA		27	0.2%
KINONI		26	0.1%
KINTOBO		4	0.0%
KINYINYA		136	0.8%
KIRAMURUZI		28	0.2%
KIREHE		86	0.5%
KIRIMBI		8	0.0%
KITABI		43	0.2%
KIVU		4	0.0%
KIVUMU		25	0.1%
KIVURUGA		2	0.0%
KIVUYE		4	0.0%
KIYOMBE		6	0.0%
KIYUMBA		7	0.0%
KIZIGURO		4	0.0%

## File : Formal\_employee

### # P3: Sector Name

Value	Label	Cases	Percentage
MACUBA		4	0.0%
MAGERAGERE		31	0.2%
MAHAMA		1	0.0%
MAHEMBE		16	0.1%
MAMBA		31	0.2%
MANIHIRA		11	0.1%
MANYAGIRO		8	0.0%
MARABA		11	0.1%
MAREBA		17	0.1%
MASAKA		53	0.3%
MASORO		43	0.2%
MATA		5	0.0%
MATABA		2	0.0%
MATIMBA		6	0.0%
MATYAZO		3	0.0%
MAYANGE		20	0.1%
MBAZI		28	0.2%
MBOGO		2	0.0%
MBUYE		15	0.1%
MIMURI		20	0.1%
MINAZI		6	0.0%
MIYOVE		10	0.1%
MPANGA		4	0.0%
MUDENDE		7	0.0%
MUGANO		4	0.0%
MUGANZA		80	0.5%
MUGESERA		9	0.1%
MUGINA		26	0.1%
MUGUNGA		14	0.1%
MUHANDA		29	0.2%
MUHANGA		4	0.0%
MUHAZI		69	0.4%
MUHIMA		588	3.4%
MUHONDO		15	0.1%
MUHOZA		362	2.1%
MUKAMA		11	0.1%
MUKAMIRA		25	0.1%
MUKARANGE		80	0.5%
MUKINGO		8	0.0%
MUKO		14	0.1%
MUKURA		8	0.0%
MUNINI		31	0.2%
MUNYIGINYA		3	0.0%

## File : Formal\_employee

### # P3: Sector Name

Value	Label	Cases	Percentage
MURAMA		13	0.1%
MURAMBI		67	0.4%
MURINGA		6	0.0%
MURUNDA		15	0.1%
MURUNDI		6	0.0%
MURURU		31	0.2%
MUSAMBIRA		5	0.0%
MUSANZE		41	0.2%
MUSASA		13	0.1%
MUSAZA		15	0.1%
MUSEBEYA		9	0.1%
MUSHA		22	0.1%
MUSHISHIRO		20	0.1%
MUSHONYI		18	0.1%
MUSHUBATI		28	0.2%
MUSHUBI		10	0.1%
MUTENDERI		18	0.1%
MUTETE		12	0.1%
MUTUNTU		12	0.1%
MUYAGA		8	0.0%
MUYUMBU		33	0.2%
MUZO		8	0.0%
MWENDO		5	0.0%
MWIRI		40	0.2%
MWULIRE		3	0.0%
NASHO		31	0.2%
NDARO		4	0.0%
NDEGO		18	0.1%
NDERA		112	0.6%
NDORA		31	0.2%
NEMBA		112	0.6%
NGAMBA		8	0.0%
NGARAMA		59	0.3%
NGERA		5	0.0%
NGOMA		526	3.0%
NGORORERO		41	0.2%
NIBOYE		116	0.7%
NKAKA		5	0.0%
NKOMANE		15	0.1%
NKOMBO		11	0.1%
NKOTSI		14	0.1%
NKUNGU		25	0.1%
NTARABANA		18	0.1%

## File : Formal\_employee

### # P3: Sector Name

Value	Label	Cases	Percentage
NTARAMA		5	0.0%
NTONGWE		16	0.1%
NTYAZO		14	0.1%
NYABIMATA		27	0.2%
NYABINONI		9	0.1%
NYABIRASI		2	0.0%
NYABITEKERI		29	0.2%
NYAGATARE		171	1.0%
NYAGIHANGA		10	0.1%
NYAGISOZI		41	0.2%
NYAKABANDA		55	0.3%
NYAKAENZO		9	0.1%
NYAKARIRO		4	0.0%
NYAKILIBA		43	0.2%
NYAMABUYE		146	0.8%
NYAMATA		114	0.7%
NYAMIRAMA		4	0.0%
NYAMIRAMBO		104	0.6%
NYAMIYAGA		12	0.1%
NYAMUGALI		6	0.0%
NYAMYUMBA		165	1.0%
NYANGE		20	0.1%
NYANKENKE		3	0.0%
NYANZA		14	0.1%
NYARUBUYE		12	0.1%
NYARUGENGE		1992	11.5%
NYARUGUNGA		209	1.2%
NYARUSANGE		15	0.1%
NYUNDO		21	0.1%
NZAHABA		5	0.0%
RAMBURA		34	0.2%
RANGIRO		9	0.1%
REMERA		450	2.6%
RILIMA		40	0.2%
RONGI		3	0.0%
RUBAVU		22	0.1%
RUBAYA		20	0.1%
RUBENGERA		65	0.4%
RUGABANO		10	0.1%
RUGANDA		5	0.0%
RUGARAMA		22	0.1%
RUGARIKA		4	0.0%
RUGENDABARI		7	0.0%



## File : Formal\_employee

### # P3: Sector Name

Value	Label	Cases	Percentage
RUGENGABARI		3	0.0%
RUGERA		11	0.1%
RUGERERO		16	0.1%
RUHANGO		72	0.4%
RUHARAMBUG		16	0.1%
RUHASHYA		12	0.1%
RUHUMA		27	0.2%
RUHUNDE		13	0.1%
RUKARA		6	0.0%
RUKIRA		7	0.0%
RUKOMA		97	0.6%
RUKOMO		71	0.4%
RUKOZO		3	0.0%
RUKUMBERI		14	0.1%
RULI		66	0.4%
RUNDA		11	0.1%
RURAMBA		19	0.1%
RURAMIRA		14	0.1%
RUREMBO		14	0.1%
RURENGE		16	0.1%
RUSARABUYE		18	0.1%
RUSASA		3	0.0%
RUSATIRA		26	0.1%
RUSEBEYA		3	0.0%
RUSENGE		4	0.0%
RUSHASHI		28	0.2%
RUSORORO		77	0.4%
RUTARE		4	0.0%
RUTUNGA		9	0.1%
RUVUNE		6	0.0%
RWABICUMBI		22	0.1%
RWAMIKO		6	0.0%
RWANKUBA		10	0.1%
RWAZA		14	0.1%
RWEMPASHA		10	0.1%
RWERERE		8	0.0%
RWERU		11	0.1%
RWEZAMENYO		53	0.3%
RWIMBOGO		37	0.2%
RWINKWAVU		80	0.5%
SAKE		27	0.2%
SAVE		31	0.2%
SHANGASHA		9	0.1%

## File : Formal\_employee

### # P3: Sector Name

Value	Label	Cases	Percentage
SHANGI		28	0.2%
SHINGIRO		11	0.1%
SHYARA		11	0.1%
SHYIRA		55	0.3%
SHYOGWE		74	0.4%
SHYORONGI		179	1.0%
SIMBI		5	0.0%
SOVU		3	0.0%
TABAGWE		5	0.0%
TARE		5	0.0%
TUMBA		24	0.1%
TWUMBA		483	2.8%
ZAZA		13	0.1%

Warning: these figures indicate the number of cases found in the data file. They cannot be interpreted as summary statistics of the population of interest.

### # P4: Cell Name

<b>Information</b>	[Type= discrete] [Format=character] [Missing=*]
<b>Statistics [NW/ W]</b>	[Valid=17326 /-] [Invalid=0 /-]

### # P5: Village Name

<b>Information</b>	[Type= discrete] [Format=character] [Missing=*]
<b>Statistics [NW/ W]</b>	[Valid=17315 /-] [Invalid=0 /-]

### # OCCUPATION\_LEVEL: OCCUPATION LEVEL

<b>Information</b>	[Type= discrete] [Format=numeric] [Range= 1-9] [Missing=*]
<b>Statistics [NW/ W]</b>	[Valid=17345 /-] [Invalid=0 /-]

Value	Label	Cases	Percentage
1	High	5198	30.0%
2	Medium	4090	23.6%
3	Low	5588	32.2%
4	Unspecified	2467	14.2%
9	Missing value	2	0.0%

Warning: these figures indicate the number of cases found in the data file. They cannot be interpreted as summary statistics of the population of interest.

### # A020: M2:A020 Sex

<b>Information</b>	[Type= discrete] [Format=numeric] [Range= 1-2] [Missing=*]
<b>Statistics [NW/ W]</b>	[Valid=17345 /-] [Invalid=0 /-]

Value	Label	Cases	Percentage
1	Female	6687	38.6%
2	Male	10658	61.4%

Warning: these figures indicate the number of cases found in the data file. They cannot be interpreted as summary statistics of the population of interest.

### # A030: M2:A030 Age in compl. years

<b>Information</b>	[Type= continuous] [Format=numeric] [Range= 16-9999] [Missing=*]
<b>Statistics [NW/ W]</b>	[Valid=17345 /-] [Invalid=0 /-] [Mean=57.432 /-] [StdDev=489.912 /-]

## File : Formal\_employee

### # Ag\_group: (Age\_group)

**Information** [Type= discrete] [Format=numeric] [Range= 1-99] [Missing=\*]

**Statistics [NW/ W]** [Valid=17345 /-] [Invalid=0 /-]

Value	Label	Cases	Percentage
1	15-19	536	3.1%
2	20-24	2342	13.5%
3	25-29	4345	25.1%
4	30-34	3615	20.8%
5	35-39	2367	13.6%
6	40-44	1644	9.5%
7	45-49	1100	6.3%
8	50-54	717	4.1%
9	55 and above	637	3.7%
10	60-64	0	
11	65 and above	0	
99	Not Specified	42	0.2%

*Warning: these figures indicate the number of cases found in the data file. They cannot be interpreted as summary statistics of the population of interest.*

### # A040: M2:A040 Marital status

**Information** [Type= discrete] [Format=numeric] [Range= 1-9] [Missing=\*]

**Statistics [NW/ W]** [Valid=17345 /-] [Invalid=0 /-]

Value	Label	Cases	Percentage
1	Single/Never married	6882	39.7%
2	Married	9976	57.5%
3	Separated	100	0.6%
4	Divorced	88	0.5%
5	Widowed	295	1.7%
9	Missing value	4	0.0%

*Warning: these figures indicate the number of cases found in the data file. They cannot be interpreted as summary statistics of the population of interest.*

### # A050: M2:A050 Nationality

**Information** [Type= discrete] [Format=numeric] [Range= 1-9] [Missing=\*]

**Statistics [NW/ W]** [Valid=17345 /-] [Invalid=0 /-]

Value	Label	Cases	Percentage
1	Burundian	58	0.3%
2	Kenyan	189	1.1%
3	Rwandan	16827	97.0%
4	Tanzanian	19	0.1%
5	Ugandan	60	0.3%
6	The rest of Africa (specify)	141	0.8%
7	The rest of the world (specify)	47	0.3%
9	Missing value	4	0.0%

*Warning: these figures indicate the number of cases found in the data file. They cannot be interpreted as summary statistics of the population of interest.*

### # A050A: The rest of Africa (specify)

**Information** [Type= discrete] [Format=character] [Missing=\*]

## File : Formal\_employee

### # A050A: The rest of Africa (specify)

Statistics [NW/ W] [Valid=119 /-] [Invalid=0 /-]

Value	Label	Cases	Percentage
999		1	0.8%
BAC		1	0.8%
BRITISH		1	0.8%
CAMEROVION		1	0.8%
CENTRE AFRECA		1	0.8%
CONGALISE		1	0.8%
CONGLAIS		1	0.8%
CONGLAISE		1	0.8%
CONGO		9	7.6%
CONGO KINSHASA		3	2.5%
CONGO NORD KIVU		1	0.8%
CONGO RDC		2	1.7%
CONGO(RDC)		1	0.8%
CONGO/RDC		1	0.8%
CONGOLAIS		18	15.1%
CONGOLAISE		20	16.8%
CONGOLAISE DRC		1	0.8%
CONGOLESE		2	1.7%
CONGOLESSE		1	0.8%
DRC		1	0.8%
DRC-CONGO		1	0.8%
DRC[CONGO]		1	0.8%
ERITREA		1	0.8%
ETHIOPIAN		1	0.8%
GERMAN		1	0.8%
KONGO		1	0.8%
MAROC		1	0.8%
MURI CONGO		1	0.8%
MURI RDC		1	0.8%
R.D.C		1	0.8%
RD CONGO		1	0.8%
RD.CONGO		1	0.8%
RDC		12	10.1%
REPUBLIQUE DEMOCRATIQUE DU CON		1	0.8%
UMUCONGOMA		4	3.4%
UMUKONGOMA		3	2.5%
UMUNYEKONG		1	0.8%
UMUSHINWA		1	0.8%

## File : Formal\_employee

### # A050A: The rest of Africa (specify)

Value	Label	Cases	Percentage
ZAMBIAN		1	0.8%
cameroun		1	0.8%
conglais		1	0.8%
conglaise		2	1.7%
congo		1	0.8%
congo-brazaville		1	0.8%
congolais		2	1.7%
congolaise		6	5.0%
rdc		1	0.8%
umucungamari		1	0.8%

Warning: these figures indicate the number of cases found in the data file. They cannot be interpreted as summary statistics of the population of interest.

### # A050B: The rest of the world (specify)

<b>Information</b>	[Type= discrete] [Format=character] [Missing=*]
<b>Statistics [NW/ W]</b>	[Valid=40 /-] [Invalid=0 /-]

Value	Label	Cases	Percentage
BELGE		1	2.5%
BRITISH		1	2.5%
BRITISH(UK)		1	2.5%
CHINE		2	5.0%
CHINISE		1	2.5%
ENGLAND		1	2.5%
ENGLISH		1	2.5%
EUROPE		1	2.5%
GERMAN		4	10.0%
INDIA		5	12.5%
INDIAN		12	30.0%
INDIF		1	2.5%
JAPONESE		2	5.0%
PERU		1	2.5%
PHILIPPINE		1	2.5%
POLONAISE		1	2.5%
SLOVACK		1	2.5%
UBUSHINWA		1	2.5%
indian		2	5.0%

Warning: these figures indicate the number of cases found in the data file. They cannot be interpreted as summary statistics of the population of interest.

### # A060: M2:A060 Do you have any disability?

<b>Information</b>	[Type= discrete] [Format=numeric] [Range= 1-9] [Missing=*]
<b>Statistics [NW/ W]</b>	[Valid=17345 /-] [Invalid=0 /-]

Value	Label	Cases	Percentage
1	Yes	315	1.8%
2	No	17023	98.1%
9	Missing value	7	0.0%

## File : Formal\_employee

### # A060: M2:A060 Do you have any disability?

*Warning: these figures indicate the number of cases found in the data file. They cannot be interpreted as summary statistics of the population of interest.*

### # A070: M2:A070 Type of disability

**Information** [Type= discrete] [Format=numeric] [Range= 1-99] [Missing=\*]

**Statistics [NW/ W]** [Valid=315 /-] [Invalid=17030 /-]

Value	Label	Cases	Percentage
1	Sight (blind/severe visual limitation)	20	6.3%
2	Hearing (deaf, hard of hearing)	14	4.4%
3	Communicating (speech impairment)	2	0.6%
4	Other Physic. desability/physical handic.	222	70.5%
5	Intellectual (difficulties in learning) /mental problem	15	4.8%
6	Emotional (behavioural, psycholog.)	12	3.8%
7	Other (specify)	25	7.9%
99	Not specified	5	1.6%
Sysmiss		17030	

*Warning: these figures indicate the number of cases found in the data file. They cannot be interpreted as summary statistics of the population of interest.*

### # DISABILITY\_SPECIFY: Disability Specify

**Information** [Type= discrete] [Format=character] [Missing=\*]

**Statistics [NW/ W]** [Valid=25 /-] [Invalid=0 /-]

Value	Label	Cases	Percentage
ABANA N'UBWANDU BWA SIDA		1	4.0%
ACCIDENT		1	4.0%
AKABOKO KARAVUNITSE NTIGAKORA		1	4.0%
AKAGURU N'AKABOKO		1	4.0%
ALLERGIE CHRONIQUE		1	4.0%
ARTESE		1	4.0%
DIABETE		1	4.0%
IGIFU		2	8.0%
IJISHO RIMWE NTIRIBONA		1	4.0%
IJISHO RIMWE RYARAPFUYE		1	4.0%
INYONJO		1	4.0%
KURWARA UMUTWE UDAKIRA		1	4.0%
OSTEOFOROSE		1	4.0%
SHOCK MU KUGURU KUBERA IMPANUK		1	4.0%

## File : Formal\_employee

### # DISABILITY\_SPECIFY: Disability Specify

Value	Label	Cases	Percentage
UBUMUGA BUKOMOKA KU MPANUKA		1	4.0%
UBUMUGA BW'UMUGONGO		1	4.0%
UBWANDU BWA SIDA		1	4.0%
UMUTIMA		1	4.0%
VAISSEAU LYMPHATIQUE UKUBOKO		1	4.0%
YAKOMEREKE' KU RUGAMBA		1	4.0%
YAMUGAYE UKUGURU		1	4.0%
YAMUGAYE UMUGONGO KUBERA ACCID		1	4.0%
YARATEMWE BIZANA INGARUKA		1	4.0%
YAVUNITSE UMUGONGO N'INTAMBARA		1	4.0%

Warning: these figures indicate the number of cases found in the data file. They cannot be interpreted as summary statistics of the population of interest.

### # B010: Current main occupation / job title

<b>Information</b>	[Type= discrete] [Format=character] [Missing=*]
<b>Statistics [NW/ W]</b>	[Valid=17342 /-] [Invalid=0 /-]

### # B010A: ISCO

<b>Information</b>	[Type= discrete] [Format=numeric] [Range= 110-9999] [Missing=*]
<b>Statistics [NW/ W]</b>	[Valid=17345 /-] [Invalid=0 /-]

Value	Label	Cases	Percentage
110	Commissioned armed forces officers	0	
210	Non-commissioned armed forces officers	0	
242	Administration professionals	0	
310	Armed forces occupations, other ranks	0	
334	Administrative and specialised secretaries	0	
723	Machinery mechanics and repairers	0	
835	Ships' deck crews and related workers	0	
912	Vehicle, window, laundry and other hand cleaning workers	0	
1111	Legislators	12	0.1%
1112	Senior government officials	20	0.1%
1113	Traditional chiefs and heads of village	182	1.0%
1114	Senior officials of special-interest organizations	11	0.1%
1120	Managing directors and chief executives	62	0.4%
1211	Finance managers	218	1.3%

## File : Formal\_employee

### # B010A: ISCO

Value	Label	Cases	Percentage
1212	Human resource managers	118	0.7%
1213	Policy and planning managers	16	0.1%
1219	Business services and administration managers not elsewhere	52	0.3%
1221	Sales and marketing managers	44	0.3%
1222	Advertising and public relations managers	8	0.0%
1223	Research and development managers	34	0.2%
1311	Agricultural and forestry production managers	39	0.2%
1312	Aquaculture and fisheries production managers	2	0.0%
1321	Manufacturing managers	53	0.3%
1322	Mining managers	7	0.0%
1323	Construction managers	14	0.1%
1324	Supply, distribution and related managers	12	0.1%
1330	Information and communications technology service managers	121	0.7%
1341	Child care services managers	22	0.1%
1342	Health services managers	152	0.9%
1343	Aged care services managers	0	
1344	Social welfare managers	15	0.1%
1345	Education managers	49	0.3%
1346	Financial and insurance services branch managers	30	0.2%
1349	Professional services managers not elsewhere classified	79	0.5%
1411	Hotel managers	35	0.2%
1412	Restaurant managers	26	0.1%
1420	Retail and wholesale trade managers	67	0.4%
1431	Sports, recreation and cultural centre managers	5	0.0%
1439	Services managers not elsewhere classified	71	0.4%
2111	Physicists and astronomers	3	0.0%
2112	Meteorologists	2	0.0%
2113	Chemists	1	0.0%
2114	Geologists and geophysicists	1	0.0%
2120	Mathematicians, actuaries and statisticians	12	0.1%
2131	Biologists, botanists, zoologists and related professionals	7	0.0%
2132	Farming, forestry and fisheries advisers	78	0.4%
2133	Environmental protection professionals	11	0.1%
2141	Industrial and production engineers	3	0.0%
2142	Civil engineers	9	0.1%
2143	Environmental engineers	0	
2144	Mechanical engineers	6	0.0%
2145	Chemical engineers	0	
2146	Mining engineers, metallurgists and related professionals	0	
2149	Engineering professionals not elsewhere classified	3	0.0%
2151	Electrical engineers	1	0.0%
2152	Electronics engineers	3	0.0%
2153	Telecommunications engineers	7	0.0%



## File : Formal\_employee

### # B010A: ISCO

Value	Label	Cases	Percentage
2161	Building architects	2	0.0%
2162	Landscape architects	12	0.1%
2163	Product and garment designers	2	0.0%
2164	Town and traffic planners	1	0.0%
2165	Cartographers and surveyors	17	0.1%
2166	Graphic and multimedia designers	2	0.0%
2211	Generalist medical practitioners	126	0.7%
2212	Specialist medical practitioners	132	0.8%
2221	Nursing professionals	368	2.1%
2222	Midwifery professionals	71	0.4%
2230	Traditional and complementary medicine professionals	0	
2240	Paramedical practitioners	40	0.2%
2250	Veterinarians	18	0.1%
2261	Dentists	31	0.2%
2262	Pharmacists	122	0.7%
2263	Environmental and occupational health and hygiene profession	63	0.4%
2264	Physiotherapists	14	0.1%
2265	Dieticians and nutritionists	53	0.3%
2266	Audiologists and speech therapists	0	
2267	Optometrists and ophthalmic opticians	4	0.0%
2269	Health professionals not elsewhere classified	12	0.1%
2310	University and higher education teachers	3	0.0%
2320	Vocational education teachers	2	0.0%
2330	Secondary education teachers	11	0.1%
2341	Primary school teachers	17	0.1%
2342	Early childhood educators	3	0.0%
2351	Education methods specialists	3	0.0%
2352	Special needs teachers	6	0.0%
2353	Other language teachers	3	0.0%
2354	Other music teachers	2	0.0%
2355	Other arts teachers	1	0.0%
2356	Information technology trainers	1	0.0%
2359	Teaching professionals not elsewhere classified	10	0.1%
2411	Accountants	774	4.5%
2412	Financial and investment advisers	7	0.0%
2413	Financial analysts	7	0.0%
2421	Management and organization analysts	18	0.1%
2422	Policy administration professionals	8	0.0%
2423	Personnel and careers professionals	3	0.0%
2424	Training and staff development professionals	8	0.0%
2431	Advertising and marketing professionals	50	0.3%
2432	Public relations professionals	23	0.1%
2433	Technical and medical sales professionals (excluding ICT)	1	0.0%

## File : Formal\_employee

### # B010A: ISCO

Value	Label	Cases	Percentage
2434	Information and communications technology sales professional	2	0.0%
2511	Systems analysts	9	0.1%
2512	Software developers	4	0.0%
2513	Web and multimedia developers	1	0.0%
2514	Applications programmers	7	0.0%
2519	Software and applications developers and analysts not elsewh	1	0.0%
2521	Database designers and administrators	12	0.1%
2522	Systems administrators	3	0.0%
2523	Computer network professionals	4	0.0%
2529	Database and network professionals not elsewhere classified	2	0.0%
2611	Lawyers	58	0.3%
2612	Judges	36	0.2%
2619	Legal professionals not elsewhere classified	50	0.3%
2621	Archivists and curators	14	0.1%
2622	Librarians and related information professionals	3	0.0%
2631	Economists	6	0.0%
2632	Sociologists, anthropologists and related professionals	11	0.1%
2633	Philosophers, historians and political scientists	1	0.0%
2634	Psychologists	17	0.1%
2635	Social work and counselling professionals	59	0.3%
2636	Religious professionals	201	1.2%
2641	Authors and related writers	1	0.0%
2642	Journalists	65	0.4%
2643	Translators, interpreters and other linguists	3	0.0%
2651	Visual artists	2	0.0%
2652	Musicians, singers and composers	6	0.0%
2653	Dancers and choreographers	3	0.0%
2654	Film, stage and related directors and producers	3	0.0%
2655	Actors	0	
2656	Announcers on radio, television and other media	8	0.0%
2659	Creative and performing artists not elsewhere classified	2	0.0%
3111	Chemical and physical science technicians	5	0.0%
3112	Civil engineering technicians	23	0.1%
3113	Electrical engineering technicians	22	0.1%
3114	Electronics engineering technicians	12	0.1%
3115	Mechanical engineering technicians	24	0.1%
3116	Chemical engineering technicians	2	0.0%
3117	Mining and metallurgical technicians	2	0.0%
3118	Draughtspersons	4	0.0%
3119	Physical and engineering science technicians not elsewhere c	1	0.0%
3121	Mining supervisors	21	0.1%
3122	Manufacturing supervisors	113	0.7%
3123	Construction supervisors	36	0.2%

## File : Formal\_employee

### # B010A: ISCO

Value	Label	Cases	Percentage
3131	Power production plant operators	65	0.4%
3132	Incinerator and water treatment plant operators	12	0.1%
3133	Chemical processing plant controllers	20	0.1%
3134	Petroleum and natural gas refining plant operators	2	0.0%
3135	Metal production process controllers	0	
3139	Process control technicians not elsewhere classified	9	0.1%
3141	Life science technicians (excluding medical)	2	0.0%
3142	Agricultural technicians	19	0.1%
3143	Forestry technicians	1	0.0%
3151	Ships' engineers	0	
3152	Ships' deck officers and pilots	0	
3153	Aircraft pilots and related associate professionals	0	
3154	Air traffic controllers	2	0.0%
3155	Air traffic safety electronics technicians	1	0.0%
3211	Medical imaging and therapeutic equipment technicians	32	0.2%
3212	Medical and pathology laboratory technicians	359	2.1%
3213	Pharmaceutical technicians and assistants	3	0.0%
3214	Medical and dental prosthetic technicians	5	0.0%
3221	Nursing associate professionals	1035	6.0%
3222	Midwifery associate professionals	32	0.2%
3230	Traditional and complementary medicine associate professiona	4	0.0%
3240	Veterinary technicians and assistants	6	0.0%
3251	Dental assistants and therapists	4	0.0%
3252	Medical records and health information technicians	25	0.1%
3253	Community health workers	87	0.5%
3254	Dispensing opticians	6	0.0%
3255	Physiotherapy technicians and assistants	26	0.1%
3256	Medical assistants	360	2.1%
3257	Environmental and occupational health inspectors and associa	8	0.0%
3258	Ambulance workers	10	0.1%
3259	Health associate professionals not elsewhere classified	20	0.1%
3311	Securities and finance dealers and brokers	7	0.0%
3312	Credit and loans officers	115	0.7%
3313	Accounting associate professionals	19	0.1%
3314	Statistical, mathematical and related associate professional	35	0.2%
3315	Valuers and loss assessors	0	
3321	Insurance representatives	25	0.1%
3322	Commercial sales representatives	14	0.1%
3323	Buyers	48	0.3%
3324	Trade brokers	1	0.0%
3331	Clearing and forwarding agents	40	0.2%
3332	Conference and event planners	0	
3333	Employment agents and contractors	0	

## File : Formal\_employee

### # B010A: ISCO

Value	Label	Cases	Percentage
3334	Real estate agents and property managers	2	0.0%
3339	Business services agents not elsewhere classified	0	
3341	Office supervisors	43	0.2%
3342	Legal secretaries	7	0.0%
3343	Administrative and executive secretaries	54	0.3%
3344	Medical secretaries	11	0.1%
3351	Customs and border inspectors	19	0.1%
3352	Government tax and excise officials	74	0.4%
3353	Government social benefits officials	19	0.1%
3354	Government licensing officials	6	0.0%
3355	Police inspectors and detectives	0	
3359	Regulatory government associate professionals not elsewhere	10	0.1%
3411	Police inspectors and detectives	15	0.1%
3412	Social work associate professionals	336	1.9%
3413	Religious associate professionals	308	1.8%
3421	Athletes and sports players	2	0.0%
3422	Sports coaches, instructors and officials	6	0.0%
3423	Fitness and recreation instructors and program leaders	1	0.0%
3431	Photographers	11	0.1%
3432	Interior designers and decorators	11	0.1%
3433	Gallery, museum and library technicians	1	0.0%
3434	Chefs	6	0.0%
3435	Other artistic and cultural associate professionals	1	0.0%
3511	Information and communications technology operations technic	43	0.2%
3512	Information and communications technology user support techn	8	0.0%
3513	Computer network and systems technicians	4	0.0%
3514	Web technicians	0	
3521	Broadcasting and audio-visual technicians	8	0.0%
3522	Telecommunications engineering technicians	2	0.0%
4110	General office clerks	7	0.0%
4120	Secretaries (general)	209	1.2%
4131	Typists and word processing operators	1	0.0%
4132	Data entry clerks	24	0.1%
4211	Bank tellers and related clerks	99	0.6%
4212	Bookmakers, croupiers and related gaming workers	1	0.0%
4213	Pawnbrokers and money-lenders	7	0.0%
4214	Debt-collectors and related workers	2	0.0%
4221	Travel consultants and clerks	7	0.0%
4222	Contact centre information clerks	7	0.0%
4223	Telephone switchboard operators	2	0.0%
4224	Hotel receptionists	25	0.1%
4225	Enquiry clerks	2	0.0%
4226	Receptionists (general)	248	1.4%

## File : Formal\_employee

### # B010A: ISCO

Value	Label	Cases	Percentage
4227	Survey and market research interviewers	28	0.2%
4229	Client information workers not elsewhere classified	9	0.1%
4311	Accounting and bookkeeping clerks	48	0.3%
4312	Statistical, finance and insurance clerks	6	0.0%
4313	Payroll clerks	8	0.0%
4321	Stock clerks	223	1.3%
4322	Production clerks	16	0.1%
4323	Transport clerks	53	0.3%
4411	Library clerks	7	0.0%
4412	Mail carriers and sorting clerks	7	0.0%
4413	Coding, proof-reading and related clerks	5	0.0%
4414	Scribes and related workers	0	
4415	Filing and copying clerks	10	0.1%
4416	Personnel clerks	0	
4419	Clerical support workers not elsewhere classified	22	0.1%
5111	Travel attendants and travel stewards	3	0.0%
5112	Transport conductors	40	0.2%
5113	Travel guides	18	0.1%
5120	Cooks	314	1.8%
5131	Waiters	168	1.0%
5132	Bartenders	155	0.9%
5141	Hairdressers	146	0.8%
5142	Beauticians and related workers	27	0.2%
5151	Cleaning and housekeeping supervisors in offices, hotels and	17	0.1%
5152	Domestic housekeepers	2	0.0%
5153	Building caretakers	1	0.0%
5161	Astrologers, fortune-tellers and related workers	0	
5162	Companions and valets	1	0.0%
5163	Undertakers and embalmers	0	
5164	Pet groomers and animal care workers	0	
5165	Driving instructors	0	
5169	Personal services workers not elsewhere classified	6	0.0%
5211	Stall and market salespersons	15	0.1%
5212	Street food salespersons	1	0.0%
5221	Shop keepers	191	1.1%
5222	Shop supervisors	27	0.2%
5223	Shop sales assistants	136	0.8%
5230	Cashiers and ticket clerks	487	2.8%
5241	Fashion and other models	0	
5242	Sales demonstrators	2	0.0%
5243	Door to door salespersons	1	0.0%
5244	Contact centre salespersons	1	0.0%
5245	Service station attendants	85	0.5%

## File : Formal\_employee

### # B010A: ISCO

Value	Label	Cases	Percentage
5246	Food service counter attendants	158	0.9%
5249	Sales workers not elsewhere classified	16	0.1%
5311	Child care workers	1	0.0%
5312	Teachers' aides	8	0.0%
5321	Health care assistants	37	0.2%
5322	Home-based personal care workers	2	0.0%
5329	Personal care workers in health services not elsewhere class	0	
5411	Fire-fighters	2	0.0%
5412	Police officers	5	0.0%
5413	Prison guards	13	0.1%
5414	Security guards	945	5.4%
5419	Protective services workers not elsewhere classified	18	0.1%
6111	Field crop and vegetable growers	0	
6112	Tree and shrub crop growers	0	
6113	Gardeners, horticultural and nursery growers	0	
6114	Mixed crop growers	1	0.0%
6121	Livestock and dairy producers	5	0.0%
6122	Poultry producers	0	
6123	Apiarists and sericulturists	0	
6129	Animal producers not elsewhere classified	0	
6130	Mixed crop and animal producers	2	0.0%
6210	Forestry and related workers	0	
6221	Aquaculture workers	0	
6222	Inland and coastal waters fishery workers	0	
6223	Deep-sea fishery workers	0	
6224	Hunters and trappers	0	
6310	Subsistence crop farmers	0	
6320	Subsistence livestock farmers	1	0.0%
6330	Subsistence mixed crop and livestock farmers	0	
6340	Subsistence fishers, hunters, trappers and gatherers	0	
7111	House builders	46	0.3%
7112	Bricklayers and related workers	20	0.1%
7113	Stonemasons, stone cutters, splitters and carvers	14	0.1%
7114	Concrete placers, concrete finishers and related workers	3	0.0%
7115	Carpenters and joiners	87	0.5%
7119	Building frame and related trades workers not elsewhere clas	0	
7121	Roofers	8	0.0%
7122	Floor layers and tile setters	0	
7123	Plasterers	0	
7124	Insulation workers	0	
7125	Glaziers	0	
7126	Plumbers and pipe fitters	44	0.3%
7127	Air conditioning and refrigeration mechanics	1	0.0%

## File : Formal\_employee

### # B010A: ISCO

Value	Label	Cases	Percentage
7131	Painters and related workers	37	0.2%
7132	Spray painters and varnishers	8	0.0%
7133	Building structure cleaners	0	
7211	Metal moulders and coremakers	1	0.0%
7212	Welders and flamecutters	47	0.3%
7213	Sheet-metal workers	4	0.0%
7214	Structural-metal preparers and erectors	1	0.0%
7215	Riggers and cable splicers	1	0.0%
7221	Blacksmiths, hammersmiths and forging press workers	1	0.0%
7222	Toolmakers and related workers	5	0.0%
7223	Metal working machine tool setters and operators	0	
7224	Metal polishers, wheel grinders and tool sharpeners	1	0.0%
7231	Motor vehicle mechanics and repairers	118	0.7%
7232	Aircraft engine mechanics and repairers	0	
7233	Agricultural and industrial machinery mechanics and repairer	26	0.1%
7234	Bicycle and related repairers	1	0.0%
7311	Precision-instrument makers and repairers	1	0.0%
7312	Musical instrument makers and tuners	1	0.0%
7313	Jewellery and precious-metal workers	0	
7314	Potters and related workers	1	0.0%
7315	Glass makers, cutters, grinders and finishers	1	0.0%
7316	Sign writers, decorative painters, engravers and etchers	3	0.0%
7317	Handicraft workers in wood, basketry and related materials	25	0.1%
7318	Handicraft workers in textile, leather and related materials	1	0.0%
7319	Handicraft workers not elsewhere classified	0	
7321	Pre-press technicians	2	0.0%
7322	Printers	5	0.0%
7323	Print finishing and binding workers	13	0.1%
7411	Building and related electricians	63	0.4%
7412	Electrical mechanics and fitters	23	0.1%
7413	Electrical line installers and repairers	8	0.0%
7421	Electronics mechanics and servicers	48	0.3%
7422	Information and communications technology installers and ser	13	0.1%
7511	Butchers, fishmongers and related food preparers	38	0.2%
7512	Bakers, pastry-cooks and confectionery makers	65	0.4%
7513	Dairy-products makers	0	
7514	Fruit, vegetable and related preservers	16	0.1%
7515	Food and beverage tasters and graders	6	0.0%
7516	Tobacco preparers and tobacco products makers	0	
7521	Wood treaters	8	0.0%
7522	Cabinet-makers and related workers	4	0.0%
7523	Woodworking-machine tool setters and operators	12	0.1%
7531	Tailors, dressmakers, furriers and hatters	70	0.4%

## File : Formal\_employee

### # B010A: ISCO

Value	Label	Cases	Percentage
7532	Garment and related pattern-makers and cutters	4	0.0%
7533	Sewing, embroidery and related workers	0	
7534	Upholsterers and related workers	0	
7535	Pelt dressers, tanners and fellmongers	0	
7536	Shoemakers and related workers	10	0.1%
7541	Underwater divers	4	0.0%
7542	Shotfirers and blasters	3	0.0%
7543	Product graders and testers (excluding foods and beverages)	3	0.0%
7544	Fumigators and other pest and weed controllers	0	
7549	Craft and related workers not elsewhere classified	3	0.0%
8111	Miners and quarriers	85	0.5%
8112	Mineral and stone processing plant operators	9	0.1%
8113	Well drillers and borers and related workers	8	0.0%
8114	Cement, stone and other mineral products machine operators	8	0.0%
8121	Metal processing plant operators	1	0.0%
8122	Metal finishing, plating and coating machine operators	3	0.0%
8131	Chemical products plant and machine operators	33	0.2%
8132	Photographic products machine operators	3	0.0%
8141	Rubber products machine operators	1	0.0%
8142	Plastic products machine operators	16	0.1%
8143	Paper products machine operators	5	0.0%
8151	Fibre preparing, spinning and winding machine operators	1	0.0%
8152	Weaving and knitting machine operators	0	
8153	Sewing machine operators	45	0.3%
8154	Bleaching, dyeing and fabric cleaning machine operators	1	0.0%
8155	Fur and leather preparing machine operators	1	0.0%
8156	Shoemaking and related machine operators	0	
8157	Laundry machine operators	13	0.1%
8159	Textile, fur and leather products machine operators not else	0	
8160	Food and related products machine operators	59	0.3%
8171	Pulp and papermaking plant operators	0	
8172	Wood processing plant operators	1	0.0%
8181	Glass and ceramics plant operators	0	
8182	Steam engine and boiler operators	0	
8183	Packing, bottling and labelling machine operators	15	0.1%
8189	Stationary plant and machine operators not elsewhere classif	8	0.0%
8211	Mechanical machinery assemblers	4	0.0%
8212	Electrical and electronic equipment assemblers	2	0.0%
8219	Assemblers not elsewhere classified	5	0.0%
8311	Locomotive engine drivers	1	0.0%
8312	Railway brake, signal and switch operators	0	
8321	Motorcycle drivers	7	0.0%
8322	Car, taxi and van drivers	406	2.3%



## File : Formal\_employee

### # B010A: ISCO

Value	Label	Cases	Percentage
8331	Bus and tram drivers	26	0.1%
8332	Heavy truck and lorry drivers	20	0.1%
8341	Mobile farm and forestry plant operators	0	
8342	Earthmoving and related plant operators	4	0.0%
8343	Crane, hoist and related plant operators	2	0.0%
8344	Lifting truck operators	6	0.0%
8350	Ships' deck crews and related workers	2	0.0%
9111	Domestic cleaners and helpers	18	0.1%
9112	Cleaners and helpers in offices, hotels and other establishm	967	5.6%
9121	Hand launderers and pressers	44	0.3%
9122	Vehicle cleaners	23	0.1%
9123	Window cleaners	0	
9129	Other cleaning workers	23	0.1%
9211	Crop farm labourers	1305	7.5%
9212	Livestock farm labourers	32	0.2%
9213	Mixed crop and livestock farm labourers	0	
9214	Garden and horticultural labourers	83	0.5%
9215	Forestry labourers	3	0.0%
9216	Fishery and aquaculture labourers	0	
9311	Mining and quarrying labourers	39	0.2%
9312	Civil engineering labourers	2	0.0%
9313	Building construction labourers	49	0.3%
9321	Hand packers	77	0.4%
9329	Manufacturing labourers not elsewhere classified	350	2.0%
9331	Hand and pedal vehicle drivers	2	0.0%
9332	Drivers of animal-drawn vehicles and machinery	0	
9333	Freight handlers	82	0.5%
9334	Shelf fillers	0	
9411	Fast food preparers	65	0.4%
9412	Kitchen helpers	29	0.2%
9510	Street and related service workers	0	
9520	Street vendors (excluding food)	0	
9611	Garbage and recycling collectors	5	0.0%
9612	Refuse sorters	0	
9613	Sweepers and related labourers	1	0.0%
9621	Messengers, package deliverers and luggage porters	123	0.7%
9622	Odd job persons	7	0.0%
9623	Meter readers and vending-machine collectors	1	0.0%
9624	Water and firewood collectors	14	0.1%
9629	Elementary workers not elsewhere classified	27	0.2%
9999	Not specified	4	0.0%

*Warning: these figures indicate the number of cases found in the data file. They cannot be interpreted as summary statistics of the population of interest.*

## File : Formal\_employee

### # ISCO1B010A: ISCO\_FIRST\_LEVEL B010A

**Information** [Type= discrete] [Format=numeric] [Range= 1-99] [Missing=\*]

**Statistics [NW/ W]** [Valid=17345 /-] [Invalid=0 /-]

Value	Label	Cases	Percentage
1	Managers	1576	9.1%
2	Professionals	2792	16.1%
3	Technical and assiate professionals	3732	21.5%
4	Clerical support workers	1083	6.2%
5	Services and sales workers	3049	17.6%
6	Skilled agricultural, forestry and fishery workers	0	
7	Craft and related trade workers	928	5.4%
8	Plant and machine operators and assemblers	801	4.6%
9	Elementary occupations	3380	19.5%
10	Armed forces occupations	0	
99	Not specified	4	0.0%

*Warning: these figures indicate the number of cases found in the data file. They cannot be interpreted as summary statistics of the population of interest.*

### # B011: Nature of your employment contract

**Information** [Type= discrete] [Format=numeric] [Range= 1-9] [Missing=\*]

**Statistics [NW/ W]** [Valid=17343 /-] [Invalid=2 /-]

Value	Label	Cases	Percentage
1	Permanent worker	15171	87.5%
2	Temporary worker(possibility of renewal)	1002	5.8%
3	Casual worker	23	0.1%
4	Seasonal worker	182	1.0%
5	Daily worker	918	5.3%
6	Other (specify)	46	0.3%
9	Missing value	1	0.0%
Sysmiss		2	

*Warning: these figures indicate the number of cases found in the data file. They cannot be interpreted as summary statistics of the population of interest.*

### # B011S: Other-Specify

**Information** [Type= discrete] [Format=character] [Missing=\*]

**Statistics [NW/ W]** [Valid=45 /-] [Invalid=0 /-]

Value	Label	Cases	Percentage
31		1	2.2%
AFITE CONTRAT PROVISOIRE		1	2.2%
AKAZI BIHANGIYE		1	2.2%
AKORA KURI RENDEZ VOUS Y'ABARW		1	2.2%
ARACYARI MU IGEREGEZA		1	2.2%

## File : Formal\_employee

### # B011S: Other-Specify

Value	Label	Cases	Percentage
ARI MUGERAGEZW		1	2.2%
ARI MWIGERAGEZV		1	2.2%
ARIKORERA		5	11.1%
ARIVORERA		1	2.2%
BARATEGEREJI		1	2.2%
COMPANY YE BWITE		1	2.2%
CONTRACT		1	2.2%
CONTRAT RENOUVERABL		1	2.2%
DEUX RENOUVERABL		1	2.2%
GROBAL FUND		1	2.2%
KABIRI MU CYUMWERU		1	2.2%
NTA COUTANO		1	2.2%
NTA KAMARO		1	2.2%
NTA KONTARA AFITE		1	2.2%
NTA KONTARO		1	2.2%
NTA KONTARO IHARI		1	2.2%
NTA MASEZERANO Y'UMURIMO		1	2.2%
NTA MITERE IHARI		1	2.2%
NTABIZI		1	2.2%
NTAMASEZERA		3	6.7%
NYIRAYO		1	2.2%
PERIODE D'ESSAIE		2	4.4%
PERMIS D'EXPLOITATIC BNR		1	2.2%
PERMIS D'EXPLOITATIC DELA BNR		1	2.2%
UMUHAMAGAF		1	2.2%
UMUKORABUS		1	2.2%
UMUKOZI UFASHA UMUGABO WE		1	2.2%

## File : Formal\_employee

### # B011S: Other-Specify

Value	Label	Cases	Percentage
UMUKOZI WO MUMURYANGC UDAHEMBW		1	2.2%
UMUKOZI WO MW'IGWERAGE		1	2.2%
YIHANGIYE IMIRIMO		1	2.2%
nta contract afite		1	2.2%
ntamasezerano		1	2.2%
umukozi uri mwigerageza		1	2.2%

Warning: these figures indicate the number of cases found in the data file. They cannot be interpreted as summary statistics of the population of interest.

### # B020: Type of contract of your main employment

<b>Information</b>	[Type= discrete] [Format=numeric] [Range= 1-9] [Missing=*]
<b>Statistics [NW/ W]</b>	[Valid=17345 /-] [Invalid=0 /-]

Value	Label	Cases	Percentage
1	Written contract	8979	51.8%
2	Oral contract	3712	21.4%
3	No contract	2231	12.9%
4	Do not know / not sure	67	0.4%
5	Other (specify)	37	0.2%
6	Under Statute	2311	13.3%
9	Missing value	8	0.0%

Warning: these figures indicate the number of cases found in the data file. They cannot be interpreted as summary statistics of the population of interest.

### # B020S: Other-Specify

<b>Information</b>	[Type= discrete] [Format=character] [Missing=*]
<b>Statistics [NW/ W]</b>	[Valid=33 /-] [Invalid=0 /-]

Value	Label	Cases	Percentage
4		1	3.0%
AHEMBERWA ENGLISH		1	3.0%
AMAHORO DISPENSARY NIYANJYE		1	3.0%
ARACYARI MUSHYASHYA NTARASINYA		1	3.0%
ARI MURI ESSAI YAHINDURIWE PST		1	3.0%
ARIKORERA		1	3.0%
BARIKORERA		1	3.0%
BARIKORESHA		1	3.0%
CONTRACT D'ESSAI		1	3.0%

## File : Formal\_employee

### # B020S: Other-Specify

Value	Label	Cases	Percentage
CONTRAT IRAHARI,NTAR		1	3.0%
ESSAIE STAGE		1	3.0%
INDAHIRO		2	6.1%
KUBA UMUNYAMURY		1	3.0%
KWIZERANA FAMILLE		1	3.0%
MANDANT D'ESSAI		1	3.0%
MANDAT		1	3.0%
N'UMUNYAMUI		1	3.0%
NI NYIRI KIGO		1	3.0%
NI UMUFASHA WA NYIRIKIGO		1	3.0%
NIWE NYIRI IKIGO		1	3.0%
NIWE YOKORERA		1	3.0%
NTARASINYA CONTRAT		1	3.0%
NUW'IHAYE IMANA NTA MUSHAHARA		1	3.0%
NYIRIKIGO		1	3.0%
PERIODE D'ESSAIE		1	3.0%
PROBATION PERIOD		1	3.0%
SHAREHOLDER		1	3.0%
SHE IS FROM INDIA UNDER THIS H		1	3.0%
SOUS/ CONTRACT		1	3.0%
UMUHAMAGAF		1	3.0%
UMUNYAMIGA		1	3.0%
YARARAHIYE		1	3.0%

Warning: these figures indicate the number of cases found in the data file. They cannot be interpreted as summary statistics of the population of interest.

### # B021: In which way did you get the current job?

Value	Label	Cases	Percentage
1	Passed test and appointed	7525	43.4%
2	Through relatives/friends	3193	18.4%
3	Head hunting	1158	6.7%
4	Nominated	4670	26.9%

## File : Formal\_employee

### # B021: In which way did you get the current job?

Value	Label	Cases	Percentage
5	Elected	357	2.1%
6	Other (specify).....	434	2.5%
9	Missing value	8	0.0%

Warning: these figures indicate the number of cases found in the data file. They cannot be interpreted as summary statistics of the population of interest.

### # B021S: Other-specify

<b>Information</b>	[Type= discrete] [Format=character] [Missing=*]
--------------------	---

<b>Statistics [NW/ W]</b>	[Valid=429 /-] [Invalid=0 /-]
---------------------------	-------------------------------

Value	Label	Cases	Percentage
ACTIONNAIRE		1	0.2%
ACURUZANYA N'UMUGABO WE		1	0.2%
AFECTION MINISANTE		1	0.2%
AFECTION YA MIFOTRA		1	0.2%
AFECTION		1	0.2%
AFFECTAT.BY MINISTRY OF HEALTH		1	0.2%
AFECTION		34	7.9%
AFECTION MINISANTE		1	0.2%
AFECTION BY MINIS.OF HEALTH		1	0.2%
AFECTION KUBERA IVUGURURA		1	0.2%
AFECTION MINISANTE		12	2.8%
AFECTION MURI MINISANTE		1	0.2%
AFECTION YA AKARERE		1	0.2%
AFECTION YA LETA		1	0.2%
AFECTION YA MIFOTRA		1	0.2%
AFECTION YA MINEDUC		1	0.2%
AFECTION YA MINISANTE		12	2.8%
AFECTION YA MISANTE		1	0.2%
AFECTION YA PUBLIC COMMISS.		1	0.2%

## File : Formal\_employee

### # B021S: Other-specify

Value	Label	Cases	Percentage
AFFECTATION YAMINIST.OF HEALTH		1	0.2%
AFFECTION		1	0.2%
AFFECTION YA MINISANTE		1	0.2%
AFITE UMUHAMAGAF		1	0.2%
AKAZI YARAKIHANGI		1	0.2%
AKORERA UMUGABO		1	0.2%
ARIKORERA		13	3.0%
ARIKORERA NU ISOCIETE		1	0.2%
ARIKORERE		2	0.5%
ARILORERA KU GITI		1	0.2%
ASSOCIE MURI COMPANY		1	0.2%
BAGASABYE MUMAGAMBO		1	0.2%
BAKORA IBIJYANYE NA ART		1	0.2%
BAMPAYE AKAZI		1	0.2%
BAMUFASHE BAKURIKIJJE UBURAMBE		1	0.2%
BARAMUHAMA		1	0.2%
BARANYIGISHI		1	0.2%
BARASABYE		1	0.2%
BIHANGIYE IMIRIMO		1	0.2%
BISHIZE HAMWE		1	0.2%
BISHYZE HAMWE		1	0.2%
BUSINESS NI YANJYE		1	0.2%
BUSINESS YE		1	0.2%
COMPANY AYIFITEMO SHARES		1	0.2%
COMPANY YE		1	0.2%
DEPOT		1	0.2%

## File : Formal\_employee

### # B021S: Other-specify

Value	Label	Cases	Percentage
DESCENTRALIS DU MIFOTRA DISTR		1	0.2%
EMPLOI		1	0.2%
GUHINDURIRW IMIRIMO		1	0.2%
GUSABA AKAZI MU MAGAMBO		3	0.7%
GUSABA AKAZI MUMAGAMBO		1	0.2%
GUSABA GAKAKAMUHA		1	0.2%
GUSABA GUSA AGAHABWA		1	0.2%
GUSIMBURA UWARI UHARI ABANYAMI		1	0.2%
GUTORWANYW UMUHAMAGAF		1	0.2%
Guhanga umurimo/ kwijorera		1	0.2%
HAKOZWE AMATORA		1	0.2%
HE APPLIED AND GOT THE JOB		1	0.2%
I HAVE JUST STARTED MY OWN BUS		1	0.2%
IBARUWA YA MIFOTRA(AFFE		1	0.2%
IKIGO CYE		1	0.2%
IKIGO N'ICYE		1	0.2%
IMIRIMO YIHARIYE		1	0.2%
INTERNATIONA INTERVIEW		1	0.2%
ITSINDA RY'ABANTU BIKOR.IMIZIG		1	0.2%
JUST TO START MY OWN BUSINESS		1	0.2%
KWI YANDIKISHA KURI LISTE		1	0.2%
KWIHANGIRA AKAZI		1	0.2%



## File : Formal\_employee

### # B021S: Other-specify

Value	Label	Cases	Percentage
KWIHANGIRA IMIRIMO		2	0.5%
KWIHANGIRA UMURIMO		1	0.2%
KWIKORERA		1	0.2%
KWIMENYEREZ AKAZI BICIYEMIFOT		1	0.2%
KWIMURWA		1	0.2%
KWISHAKIRA AKAZI		1	0.2%
KWISHYIRA HAMWE		1	0.2%
KWIYANDIKISH		1	0.2%
KWIYANDIKISH KURI LISTE MBERE		3	0.7%
MEMBRE FONDATEUR		1	0.2%
MEMBRE WA SOTRACOGE		1	0.2%
MITATION		8	1.9%
MITATION YA MINISANTE		1	0.2%
MU MAGAMBO		2	0.5%
MUMAGAMBO		2	0.5%
MUTATION		14	3.3%
MUTATION FRON CHUK TO CHUB		1	0.2%
MUTATION RECU		1	0.2%
MUTATION Y'AKARERE		1	0.2%
N'UMUNYA MIGABANE		1	0.2%
N'UMUNYA MURYANGO		1	0.2%
N'UMUNYAMUI		1	0.2%
N'UMUNYAMUI WA KIAKA		1	0.2%
NAA RANDITSE BARANSUBIZA		1	0.2%
NABANJE GUKORA AKAZI HANO NDI		1	0.2%
NAGASABYE MUMAGAMBO		1	0.2%

## File : Formal\_employee

### # B021S: Other-specify

Value	Label	Cases	Percentage
NAGASABYE UMUKORESHA AKAMPA		1	0.2%
NAHAWE TRANSFERT		1	0.2%
NAJE KWISABIRA AKAZI		1	0.2%
NAJE NJE KWIGA BAMPAKAZI		1	0.2%
NAJE NJEKWIGA BAMPAKAZI		1	0.2%
NANDIKIYE UMUYOBOZI MUSABA AKA		1	0.2%
NANDITSE MBISABA BARANYEMERI		1	0.2%
NARABYITANG		1	0.2%
NARAJE NGASABA UMUKORESHA WANJ		1	0.2%
NARAKIHANGI		1	0.2%
NARANDITSE NSABA AKAZI BARAKAM		1	0.2%
NARIZANYE (UBUKENE)		1	0.2%
NASABYE AKAZI MUMAGAMBO		1	0.2%
NASABYE STAGE		1	0.2%
NATANGIYE NDI MANIPAWER		1	0.2%
NDIKORERA		1	0.2%
NEGOCIATION AMONG THEM		1	0.2%
NI BUSINESS YE		2	0.5%
NI CAMPANY BAKORERA		1	0.2%
NI COMPANY IBOHEREREZA		1	0.2%
NI NYIRAYO		1	0.2%
NI NYIRI STUDIO		1	0.2%
NI NYIRIKIGO		1	0.2%

## File : Formal\_employee

### # B021S: Other-specify

Value	Label	Cases	Percentage
NI UBUSHAKE BW'UMUNTU		1	0.2%
NI UMUHAMAGAF W'IMANA		3	0.7%
NI UMWE MURI BANYIR'IGIKOF		1	0.2%
NIKIGO CYE		1	0.2%
NINYIRI KIGO		1	0.2%
NIRWANYEHO		2	0.5%
NIWE BOSS		1	0.2%
NIWE NYIR'IBINTU		1	0.2%
NIWE NYIRI IKIGO		1	0.2%
NIWE UBISHINZWE		1	0.2%
NIWE WABIFUNGUYE NIBYE		1	0.2%
NIWE WATANGIJE IGIKORWA		1	0.2%
NIWE WATANGIJE IKIGO		1	0.2%
NOHEREJWE N'AKARERE		1	0.2%
NSI UMWE MUBATANGIJE ASSOCIAT		1	0.2%
NYIR'IKIGO		1	0.2%
NYIRAYO		1	0.2%
NYIRI BUSINESS		1	0.2%
NYIRI ENTREPRISE		1	0.2%
NYIRI IKIGO		5	1.2%
NYIRI KIGO		1	0.2%
NYIRIDUKA		1	0.2%
NYIRIKIG		1	0.2%
NYIRIKIGO		2	0.5%
ORIENTATION DU MINISANTE		1	0.2%
OUT SOURCED		1	0.2%
OWNER WA COMPANY		1	0.2%

## File : Formal\_employee

### # B021S: Other-specify

Value	Label	Cases	Percentage
OWNER/ KWIHANGIRA IMIRIMO		1	0.2%
PAR MUTATION		1	0.2%
PROMOTION		2	0.5%
PROMOTION MU KAZI		1	0.2%
PROPRIETAIRE		1	0.2%
REINTEGRATIO		1	0.2%
RESTAURANT NIWE WAYISHINGIYE U		1	0.2%
RESTAURANT NIYE		1	0.2%
SELF EMPLOYED		1	0.2%
SHE WORKS AS SISTER IRELIGIR'S		1	0.2%
STAGE		1	0.2%
TRANSFERE HOPITAL NGARAMA		1	0.2%
TRANSFERE YA MINISANTE		1	0.2%
TRANSFERT		9	2.1%
TRANSFERT MINISANTE		1	0.2%
TRANSFERT MURI HORIZON		1	0.2%
TRANSPORT		1	0.2%
TRASFERT		1	0.2%
TWISHYZE HAMWE		1	0.2%
UBURYO BW'ITSINDA RYABIKORERA		1	0.2%
UMUHAMAGAF		8	1.9%
UMUHAMAGAF W'IMANA		3	0.7%
UMUHAMAGAF		1	0.2%
UMUKORESHA YAMPAYE AKAZI		1	0.2%
UMUNYAMURY		5	1.2%
UMUTUNGO MU MURYANGO		1	0.2%

## File : Formal\_employee

### # B021S: Other-specify

Value	Label	Cases	Percentage
URIZANA UGASOROMA		1	0.2%
UWO MURYANGO WE		1	0.2%
VACATION		1	0.2%
VOCATION		1	0.2%
YABAYE AFFECTE		1	0.2%
YABAYE AFFECTE MU KAZI MIFITRA		1	0.2%
YABAYE AFFECTE N'AKARERE		1	0.2%
YABAYE AFFECTE PAR L'HOPITAL		1	0.2%
YABAYE ORIENTE PAR L'HOPITAL		1	0.2%
YAGASABYE MU MAGAMBO		1	0.2%
YAGIRIWE ICYIZERE N'ABA PASTEU		1	0.2%
YAHAKOZE STAGE,BAMUH AKAZI		1	0.2%
YAHawe MUTATION		1	0.2%
YAHUGUWE NYUMA ASHYIRWA MU KAZ		1	0.2%
YAJE AJE KWIGA ABONA AKAZI		1	0.2%
YAJE AJE MU KIBIKIRA		1	0.2%
YAJE ASIMBURA UWARIHO		1	0.2%
YAJE KWAKA AKAZI MU MUMYUGA		1	0.2%
YAJE KWIGA BUMUHAKAZI		1	0.2%
YAJE PAR MUTATION		1	0.2%

## File : Formal\_employee

### # B021S: Other-specify

Value	Label	Cases	Percentage
YAJE YIGA BAMUHA AKAZI		1	0.2%
YAKORAGA KURI DISTRICT		1	0.2%
YAKOZE INTERVIEW ARAKABONA		1	0.2%
YAKOZE STAGE HANYUMA BAMUHA AK		1	0.2%
YAKURIYE MU KIGO		1	0.2%
YANDITSE ASABA		1	0.2%
YANDITSE ASABA AKAZI		6	1.4%
YANDITSE ASABA AKAZI ARAGAHABW		1	0.2%
YANDITSE ASABA BARAKAMUHA		2	0.5%
YANDITSE ASABA,AZAGU		1	0.2%
YANDITSE DEMANDE GUSA NO EXAM		1	0.2%
YANDITSE LETTRE BARAMUHAMA		1	0.2%
YANDITSE LETTRE DE DEMANDE BAR		1	0.2%
YANDITSE LETTRE ISABA AKAZI		1	0.2%
YARA DEPOJE ARAKABONA		1	0.2%
YARABISABYE		1	0.2%
YARADEPOJE ARAKABONA		1	0.2%
YARADEPOJE BARAMUHAMA		1	0.2%
YARADEPOJE IKIGO KIRAMUHAMA		1	0.2%
YARAGASABYE ARABURA		1	0.2%

## File : Formal\_employee

### # B021S: Other-specify

Value	Label	Cases	Percentage
YARAGASABYE ARAKABONA		13	3.0%
YARAGASABYE ARAKABURA		1	0.2%
YARAGASABYE BARAKAMUHA		5	1.2%
YARAGE ARIGA		1	0.2%
YARAJE ARAGASABA BARAKAMUHA		1	0.2%
YARAJE ASABA AKAZI BARAKAMUHA		1	0.2%
YARAKIHANGI		1	0.2%
YARANDITSE		1	0.2%
YARANDITSE ABA AKAZI		1	0.2%
YARANDITSE ABONA AKAZI		1	0.2%
YARANDITSE AHABWA AKAZI		1	0.2%
YARANDITSE ARAKABONA		4	0.9%
YARANDITSE BARAMUHAMA		1	0.2%
YARASABYE AGAHABWA NTA EXAMEN		1	0.2%
YARASABYE ARAHABWA		1	0.2%
YARASABYE ARAKABONA		2	0.5%
YARASABYE BARAKAMUHA		2	0.5%
YARASABYE BARAMUHA		1	0.2%
YAREDEPAGE NYUMABAMUF		1	0.2%
YARINZANYE		1	0.2%
YARIZANYE		3	0.7%
YARIZANYE KUBERA CHOMAGE		1	0.2%
YARIZANYE KUBERA UBUKENE		1	0.2%
YASABYE AKAZI		2	0.5%
YASABYE AKAZI		1	0.2%

## File : Formal\_employee

### # B021S: Other-specify

Value	Label	Cases	Percentage
BARAKAMUHA NO EX			
YASABYE AKAZI BARAKAMUHA NTA K		1	0.2%
YASABYE AKAZI MU MAGAMBO		1	0.2%
YASABYE AKAZI MUMAGAMBO		1	0.2%
YATANZE RUSWA		1	0.2%
YAZAMUWE MU NTERA		1	0.2%
YIHANGIYE AKAZI		1	0.2%
YIHANGIYE IMIRIMO		1	0.2%
YIHANGIYE UMURIMO		2	0.5%
YIHANGIYE UMURIMO WA GARAGE		1	0.2%
YINJIWE N'ISHYIRAHAM		1	0.2%
YISHINGIYE COMPANY		1	0.2%
YISHINGIYE RESTAURANT		1	0.2%
YITWAYE NEZA MURI STAGE		1	0.2%
YOHEREJWE ARANGIJE AMAHUGURWA		1	0.2%
YOHEREJWE NA LOCAL DEFENSE		1	0.2%
YOHEREJWE NA MIFOTRA		1	0.2%
YOHEREJWE NA MINISANTE		2	0.5%
affectation		1	0.2%
affectation de minisante		1	0.2%
affectation minisante		2	0.5%
affectation ya minisante		1	0.2%



## File : Formal\_employee

### # B021S: Other-specify

Value	Label	Cases	Percentage
affecte par minisante		1	0.2%
attestation za minisante mifo		1	0.2%
badepoje nyuma barahamagara		1	0.2%
business niwe wayitangije		1	0.2%
iyo barangiza ibigo byazaga ku		1	0.2%
mitation		1	0.2%
nibyange ntaburyo nakabonye na		1	0.2%
yage guteza imbere urwanda		1	0.2%
yahawe akazi		1	0.2%
yihangiye umurimo		1	0.2%
yoherejwe na mifotra		1	0.2%
yoherejwe na minisante		4	0.9%

Warning: these figures indicate the number of cases found in the data file. They cannot be interpreted as summary statistics of the population of interest.

### # B030: When did you start working for this organization?

**Information** [Type= continuous] [Format=numeric] [Range= 1925-9999] [Missing=\*]

**Statistics [NW/ W]** [Valid=17345 /-] [Invalid=0 /-] [Mean=2018.58 /-] [StdDev=309.273 /-]

### # B030\_int: Interval B030

**Information** [Type= discrete] [Format=numeric] [Range= 1-99] [Missing=\*]

**Statistics [NW/ W]** [Valid=17345 /-] [Invalid=0 /-]

Value	Label	Cases	Percentage
1	Below 1990	436	2.5%
2	1990-1994	248	1.4%
3	1995-1999	1285	7.4%
4	2000-2004	1774	10.2%
5	2004-2009	6784	39.1%
6	2010 and above	6792	39.2%
99	Not stated	26	0.1%

Warning: these figures indicate the number of cases found in the data file. They cannot be interpreted as summary statistics of the population of interest.

### # B031: Does your current job match your official education

**Information** [Type= discrete] [Format=numeric] [Range= 1-9] [Missing=\*]

**Statistics [NW/ W]** [Valid=17345 /-] [Invalid=0 /-]

Value	Label	Cases	Percentage
1	Yes	14546	83.9%
2	No (other job than qualific.)	1674	9.7%

## File : Formal\_employee

### # B031: Does your current job match your official education

Value	Label	Cases	Percentage
3	No (lower level than qualific.)	382	2.2%
4	No (higher level than qualif.)	178	1.0%
5	Not applicable (no training)	557	3.2%
9	Missing value	8	0.0%

Warning: these figures indicate the number of cases found in the data file. They cannot be interpreted as summary statistics of the population of interest.

### # B040: Is this your first employment in Rwanda

<b>Information</b>	[Type= discrete] [Format=numeric] [Range= 1-9] [Missing=*]
<b>Statistics [NW/ W]</b>	[Valid=17345 /-] [Invalid=0 /-]

Value	Label	Cases	Percentage
1	Yes	7968	45.9%
2	No	9375	54.1%
9	Missing value	2	0.0%

Warning: these figures indicate the number of cases found in the data file. They cannot be interpreted as summary statistics of the population of interest.

### # B050: Establishment you worked for before joining your current employer?

<b>Information</b>	[Type= discrete] [Format=numeric] [Range= 1-9] [Missing=*]
<b>Statistics [NW/ W]</b>	[Valid=9375 /-] [Invalid=7970 /-]

Value	Label	Cases	Percentage
1	Ministry and other institutions	3854	41.1%
2	Parastatal	224	2.4%
3	Company	4525	48.3%
4	Co-operative	154	1.6%
5	NGO/CSO/CBO	498	5.3%
6	Other (specify)	114	1.2%
9	Missing value	6	0.1%
Sysmiss		7970	

Warning: these figures indicate the number of cases found in the data file. They cannot be interpreted as summary statistics of the population of interest.

### # B050S: Other-specify

<b>Information</b>	[Type= discrete] [Format=character] [Missing=*]
<b>Statistics [NW/ W]</b>	[Valid=114 /-] [Invalid=0 /-]

Value	Label	Cases	Percentage
ABACURUZI YACURUZAGA		1	0.9%
ABANTU BIGENGA		1	0.9%
ABIHAYIMANA		1	0.9%
AKABARI		1	0.9%
AKAZI KO MURUGO		1	0.9%
ARIKORERA BOUTIQUE		1	0.9%
BACUNGA ABAKORA FRAUDE		1	0.9%

## File : Formal\_employee

### # B050S: Other-specify

Value	Label	Cases	Percentage
BANK MONDIALE		1	0.9%
BUREAU D'ETUDE MURI CONGO		1	0.9%
CONGO MINISTERE DE LA SANTE		1	0.9%
CORNELL UNIVERSITY IT HAVE NY		1	0.9%
COUTURE		1	0.9%
EAR		1	0.9%
ECOLE SECONDAIRE D'ETAT		1	0.9%
ECTA UGANDA LTD		1	0.9%
EGLISE		5	4.4%
FAMILLE		1	0.9%
FAMILY		1	0.9%
FOOTBALL CLUB		1	0.9%
GUCURUZA		2	1.8%
GUCURUZA IBITENGE		1	0.9%
GUCURUZA IMYAKA		2	1.8%
HANZE Y'UMWANDA		1	0.9%
IBIGO BY'ABIHAYIMA		1	0.9%
IDINI		1	0.9%
IGISIRIKARE		1	0.9%
IKIGO CY'IGENGA GIFASHWA LETA		2	1.8%
IKIGO CYIGENGA GIFASHWA NA LET		1	0.9%
IKIGO CYIGENGA GIFASHWA NALETA		1	0.9%
IKIGO KIGENGA GIFASHWA NA LETA		1	0.9%
IKIGO KIKORERA[ALI		1	0.9%

## File : Formal\_employee

### # B050S: Other-specify

Value	Label	Cases	Percentage
IMIRIMO YO MU RUGO		1	0.9%
IMIRIMO YO MURUGO		1	0.9%
ITORERO		2	1.8%
KUBAKA		1	0.9%
KUBAKISHA		1	0.9%
KWIKORERA		1	0.9%
MENAGE		1	0.9%
MINISTERI Y'UBUZIMA MURI ZAMBI		1	0.9%
MU RUGO		2	1.8%
MU RUGO RW'UMUNTU		2	1.8%
MURUGO		2	1.8%
NAHOZE MU RUGO RW'UMUNTU AMUTE		1	0.9%
NAKORAGA MU RUGO RW'UMUNTU		1	0.9%
NARACURUZAC		1	0.9%
NARIKORERAG		1	0.9%
NATWARA IMODOKA ITWARA IMIZIGO		1	0.9%
NGO(ENGLICAN CHURCH		1	0.9%
ORPHELINA ST KIZITO		1	0.9%
PROJECT MURI MINAROC		1	0.9%
UBUHINZI		2	1.8%
UMUCURUZI		2	1.8%
UMUCURUZI W'IKORERA		1	0.9%
UMUHANZI W'IBIJUMBA		1	0.9%
UMUHINZI		2	1.8%
UMUHINZI- MWOROZI		1	0.9%
UMUJYANGO		1	0.9%
UMUKOZI WO MU RUGO		1	0.9%
UMUNTU KU GITI CYE		3	2.6%

## File : Formal\_employee

### # B050S: Other-specify

Value	Label	Cases	Percentage
UMURYANGA WE		1	0.9%
UMURYANGO W'IVUGABUTU AEE		1	0.9%
URUGO		7	6.1%
URUGO RW'UMUNTU		1	0.9%
URUSENGERA		1	0.9%
URUSENGERO		1	0.9%
YACURUZAGA MURI BOUTIQUE		1	0.9%
YAKORAGA MU KABARI		1	0.9%
YAKORAGA MU RUGO		1	0.9%
YAKORAGA MURUGO RW'UMUNTU		1	0.9%
YAKORERAGA MU BUHINZI BW'ICYAY		1	0.9%
YARACURUZAG		1	0.9%
YARI KORERAGA		1	0.9%
YARI UMUHINZI		1	0.9%
YARIKORERAG		9	7.9%
YARIKORERAG MU BUHINZI		1	0.9%
YARIKORERAG MU GUKANISHA		1	0.9%
YARIKORERAG MUBUHINZI		2	1.8%
YARIKORERAG		1	0.9%
YATWARAGA ABAGENZI		1	0.9%
YATWARAGA IMIZIGO		1	0.9%
YATWAYE VELO MOTEUR		1	0.9%
consultant d'italie		1	0.9%
manager w'urugomero rw'amashan		1	0.9%

Warning: these figures indicate the number of cases found in the data file. They cannot be interpreted as summary statistics of the population of interest.

## File : Formal\_employee

### # B051: What was your employment status

**Information** [Type= discrete] [Format=numeric] [Range= 1-9] [Missing=\*]

**Statistics [NW/ W]** [Valid=9375 /-] [Invalid=7970 /-]

Value	Label	Cases	Percentage
1	Own account worker	738	7.9%
2	Employer	202	2.2%
3	Employee	8360	89.2%
4	Unpaid family worker	50	0.5%
9	Missing value	25	0.3%
Sysmiss		7970	

*Warning: these figures indicate the number of cases found in the data file. They cannot be interpreted as summary statistics of the population of interest.*

### # B060: Establishment's main economic activity

**Information** [Type= discrete] [Format=character] [Missing=\*]

**Statistics [NW/ W]** [Valid=9358 /-] [Invalid=0 /-]

#### # B060A: ISIC

**Information** [Type= discrete] [Format=numeric] [Range= 111-9999] [Missing=\*]

**Statistics [NW/ W]** [Valid=9375 /-] [Invalid=7970 /-]

Value	Label	Cases	Percentage
111	Growing of cereals (except rice), leguminous crops and oil s	72	0.8%
112	Growing of rice	12	0.1%
113	Growing of vegetables and melons, roots and tubers	136	1.5%
114	Growing of sugar cane	2	0.0%
115	Growing of tobacco	0	
116	Growing of fibre crops	0	
119	Growing of other non-perennial crops	21	0.2%
121	Growing of grapes	0	
122	Growing of tropical and subtropical fruits	9	0.1%
123	Growing of citrus fruits	2	0.0%
124	Growing of pome fruits and stone fruits	0	
125	Growing of other tree and bush fruits and nuts	4	0.0%
126	Growing of oleaginous fruits	1	0.0%
127	Growing of beverage crops	62	0.7%
128	Growing of spices, aromatic, drug and pharmaceutical crops	10	0.1%
129	Growing of other perennial crops	8	0.1%
130	Plant propagation	2	0.0%
141	Raising of cattle and buffaloes	23	0.2%
142	Raising of horses and other equines	0	
143	Raising of camels and camelids	1	0.0%
144	Raising of sheep and goats	1	0.0%
145	Raising of swine/pigs	0	
146	Raising of poultry	3	0.0%
149	Raising of other animals	3	0.0%
150	Mixed farming	27	0.3%
161	Support activities for crop production	30	0.3%

## File : Formal\_employee

### # B060A: ISIC

Value	Label	Cases	Percentage
162	Support activities for animal production	3	0.0%
163	Post-harvest crop activities	1	0.0%
164	Seed processing for propagation	8	0.1%
170	Hunting, trapping and related service activities	4	0.0%
210	Silviculture and other forestry activities	16	0.2%
220	Logging	1	0.0%
230	Gathering of non-wood forest products	0	
240	Support services to forestry	7	0.1%
310	Marine fishing	1	0.0%
312	Freshwater fishing	4	0.0%
321	Marine aquaculture	0	
322	Freshwater aquaculture	1	0.0%
510	Mining of hard coal	0	
520	Mining of lignite	0	
610	Extraction of crude petroleum	0	
620	Extraction of natural gas	0	
710	Mining of iron ores	0	
721	Mining of uranium and thorium ores	0	
729	Mining of other non-ferrous metal ores	36	0.4%
810	Quarrying of stone, sand and clay	8	0.1%
821	Office administrative and support activities	0	
891	Mining of chemical and fertilizer minerals	1	0.0%
892	Extraction of peat	0	
893	Extraction of salt	0	
899	Other mining and quarrying n.e.c.	8	0.1%
910	Support activities for petroleum and natural gas extraction	0	
990	Support activities for other mining and quarrying	1	0.0%
1010	Processing and preserving of meat	6	0.1%
1020	Processing and preserving of fish, crustaceans and molluscs	0	
1030	Processing and preserving of fruit and vegetables	6	0.1%
1040	Manufacture of vegetable and animal oils and fats	1	0.0%
1050	Manufacture of dairy products	4	0.0%
1061	Manufacture of grain mill products	23	0.2%
1062	Manufacture of starches and starch products	0	
1071	Manufacture of bakery products	25	0.3%
1072	Manufacture of sugar	15	0.2%
1073	Manufacture of cocoa, chocolate and sugar confectionery	6	0.1%
1074	Manufacture of macaroni, noodles, couscous and similar farin	1	0.0%
1075	Manufacture of prepared meals and dishes	0	
1079	Manufacture of other food products n.e.c.	125	1.3%
1080	Manufacture of prepared animal feeds	1	0.0%
1101	Distilling, rectifying and blending of spirits	1	0.0%
1102	Manufacture of wines	8	0.1%

## File : Formal\_employee

### # B060A: ISIC

Value	Label	Cases	Percentage
1103	Manufacture of malt liquors and malt	34	0.4%
1104	Manufacture of soft drinks; production of mineral waters an	19	0.2%
1200	Manufacture of tobacco products	10	0.1%
1311	Preparation and spinning of textile fibres	1	0.0%
1312	Weaving of textiles	0	
1313	Finishing of textiles	15	0.2%
1391	Manufacture of knitted and crocheted fabrics	0	
1392	Manufacture of made-up textile articles, except apparel	6	0.1%
1393	Manufacture of carpets and rugs	1	0.0%
1394	Manufacture of cordage, rope, twine and netting	0	
1399	Manufacture of other textiles n.e.c.	0	
1410	Manufacture of wearing apparel, except fur apparel	2	0.0%
1420	Manufacture of articles of fur	1	0.0%
1430	Manufacture of knitted and crocheted apparel	0	
1511	Tanning and dressing of leather; dressing and dyeing of fur	3	0.0%
1512	Manufacture of luggage, handbags and the like, saddlery and	2	0.0%
1520	Manufacture of footwear	1	0.0%
1610	Sawmilling and planing of wood	22	0.2%
1621	Manufacture of veneer sheets and wood-based panels	0	
1622	Manufacture of builders' carpentry and joinery	0	
1623	Manufacture of wooden containers	0	
1629	Manufacture of other products of wood; manufacture of articl	7	0.1%
1701	Manufacture of pulp, paper and paperboard	0	
1702	Manufacture of corrugated paper and paperboard and of conta	3	0.0%
1709	Manufacture of other articles of paper and paperboard	9	0.1%
1811	Printing	12	0.1%
1812	Service activities related to printing	9	0.1%
1820	Reproduction of recorded media	0	
1910	Manufacture of coke oven products	0	
1920	Manufacture of refined petroleum products	0	
2011	Manufacture of basic chemicals	1	0.0%
2012	Manufacture of fertilizers and nitrogen compounds	1	0.0%
2013	Manufacture of plastics and synthetic rubber in primary form	4	0.0%
2021	Manufacture of pesticides and other agrochemical products	0	
2022	Manufacture of paints, varnishes and similar coatings, print	11	0.1%
2023	Manufacture of soap and detergents, cleaning and polishing p	22	0.2%
2029	2029 Manufacture of other chemical products n.e.c.	1	0.0%
2030	Manufacture of man-made fibres	0	
2100	Manufacture of pharmaceuticals, medicinal chemical and botan	8	0.1%
2211	Manufacture of rubber tyres and tubes; retreading and rebui	0	
2219	2219 Manufacture of other rubber products	2	0.0%
2220	Manufacture of plastics products	13	0.1%
2310	Manufacture of glass and glass products	2	0.0%



## File : Formal\_employee

### # B060A: ISIC

Value	Label	Cases	Percentage
2391	Manufacture of refractory products	2	0.0%
2392	Manufacture of clay building materials	15	0.2%
2393	Manufacture of other porcelain and ceramic products	1	0.0%
2394	Manufacture of cement, lime and plaster	6	0.1%
2395	Manufacture of articles of concrete, cement and plaster	0	
2396	Cutting, shaping and finishing of stone	0	
2399	Manufacture of other non-metallic mineral products n.e.c.	0	
2410	Manufacture of basic iron and steel	2	0.0%
2420	Manufacture of basic precious and other non-ferrous metals	2	0.0%
2431	Casting of iron and steel	0	
2432	Casting of non-ferrous metals	0	
2511	Manufacture of structural metal products	3	0.0%
2512	Manufacture of tanks, reservoirs and containers of metal	0	
2513	Manufacture of steam generators, except central heating hot	0	
2520	Manufacture of weapons and ammunition	0	
2591	Forging, pressing, stamping and roll-forming of metal; powd	5	0.1%
2592	Treatment and coating of metals; machining	8	0.1%
2593	Manufacture of cutlery, hand tools and general hardware	0	
2599	Manufacture of other fabricated metal products n.e.c.	1	0.0%
2610	Manufacture of electronic components and boards	1	0.0%
2620	Manufacture of computers and peripheral equipment	2	0.0%
2630	Manufacture of communication equipment	0	
2640	Manufacture of consumer electronics	0	
2651	Manufacture of measuring, testing, navigating and control eq	0	
2660	Manufacture of irradiation, electromedical and electrotherap	0	
2670	Manufacture of optical instruments and photographic equipmen	0	
2680	Manufacture of magnetic and optical media	1	0.0%
2710	Manufacture of electric motors, generators, transformers and	3	0.0%
2720	Manufacture of batteries and accumulators	1	0.0%
2731	Manufacture of fibre optic cables	0	
2732	Manufacture of other electronic and electric wires and cable	1	0.0%
2733	Manufacture of wiring devices	0	
2740	Manufacture of electric lighting equipment	0	
2750	Manufacture of domestic appliances	0	
2790	Manufacture of other electrical equipment	0	
2811	Manufacture of engines and turbines, except aircraft, vehicl	0	
2812	Manufacture of fluid power equipment	0	
2813	Manufacture of other pumps, compressors, taps and valves	0	
2814	Manufacture of bearings, gears, gearing and driving elements	0	
2815	Manufacture of ovens, furnaces and furnace burners	0	
2816	Manufacture of lifting and handling equipment	0	
2817	Manufacture of office machinery and equipment (except comput	0	
2818	Manufacture of power-driven hand tools	1	0.0%

## File : Formal\_employee

### # B060A: ISIC

Value	Label	Cases	Percentage
2819	Manufacture of other general-purpose machinery	0	
2821	Manufacture of agricultural and forestry machinery	0	
2822	Manufacture of metal-forming machinery and machine tools	1	0.0%
2823	Manufacture of machinery for metallurgy	0	
2824	Manufacture of machinery for mining, quarrying and construct	0	
2825	Manufacture of machinery for food, beverage and tobacco proc	1	0.0%
2826	Manufacture of machinery for textile, apparel and leather pr	0	
2829	Manufacture of other special-purpose machinery	0	
2910	Manufacture of motor vehicles	4	0.0%
2920	Manufacture of bodies (coachwork) for motor vehicles; manufa	0	
2930	Manufacture of parts and accessories for motor vehicles	2	0.0%
3011	Building of ships and floating structures	0	
3012	Building of pleasure and sporting boats	0	
3020	Manufacture of railway locomotives and rolling stock	0	
3030	Manufacture of air and spacecraft and related machinery	0	
3040	Manufacture of military fighting vehicles	0	
3091	Manufacture of motorcycles	1	0.0%
3092	Manufacture of bicycles and invalid carriages	0	
3099	Manufacture of other transport equipment n.e.c.	0	
3100	Manufacture of furniture	48	0.5%
3211	Manufacture of jewellery and related articles	0	
3212	Manufacture of imitation jewellery and related articles	0	
3220	Manufacture of musical instruments	0	
3230	Manufacture of sports goods	2	0.0%
3240	Manufacture of games and toys	0	
3250	Manufacture of medical and dental instruments and supplies	0	
3290	Other manufacturing n.e.c.	3	0.0%
3311	Repair of fabricated metal products	7	0.1%
3312	Repair of machinery	2	0.0%
3313	Repair of electronic and optical equipment	3	0.0%
3314	Repair of electrical equipment	1	0.0%
3315	Repair of transport equipment, except motor vehicles	3	0.0%
3319	Repair of other equipment	1	0.0%
3320	Installation of industrial machinery and equipment	0	
3510	Electric power generation, transmission and distribution	50	0.5%
3520	Manufacture of gas; distribution of gaseous fuels through ma	0	
3530	Steam and air conditioning supply	0	
3600	Water collection, treatment and supply	51	0.5%
3700	Sewerage	0	
3811	Collection of non-hazardous waste	1	0.0%
3812	Collection of hazardous waste	0	
3821	Treatment and disposal of non-hazardous waste	0	
3822	Treatment and disposal of hazardous waste	0	

## File : Formal\_employee

### # B060A: ISIC

Value	Label	Cases	Percentage
3830	Materials recovery	0	
3900	Remediation activities and other waste management services	1	0.0%
4100	Construction of buildings	306	3.3%
4210	Construction of roads and railways	97	1.0%
4220	Construction of utility projects	6	0.1%
4290	Construction of other civil engineering projects	9	0.1%
4311	Demolition	0	
4312	Site preparation	3	0.0%
4321	Electrical installation	5	0.1%
4322	Plumbing, heat and air-conditioning installation	3	0.0%
4329	Other construction installation	0	
4330	Building completion and finishing	2	0.0%
4390	Other specialized construction activities	2	0.0%
4510	Sale of motor vehicles	19	0.2%
4520	Maintenance and repair of motor vehicles	93	1.0%
4530	Sale of motor vehicle parts and accessories	11	0.1%
4540	Sale, maintenance and repair of motorcycles and related part	4	0.0%
4610	Wholesale on a fee or contract basis	2	0.0%
4620	Wholesale of agricultural raw materials and live animals	18	0.2%
4630	Wholesale of food, beverages and tobacco	52	0.6%
4641	Wholesale of textiles, clothing and footwear	4	0.0%
4649	Wholesale of other household goods	8	0.1%
4651	Wholesale of computers, computer peripheral equipment and so	4	0.0%
4652	Wholesale of electronic and telecommunications equipment and	7	0.1%
4653	Wholesale of agricultural machinery, equipment and supplies	0	
4659	Wholesale of other machinery and equipment	1	0.0%
4661	Wholesale of solid, liquid and gaseous fuels and related pr	7	0.1%
4662	Wholesale of metals and metal ores	4	0.0%
4663	Wholesale of construction materials, hardware, plumbing and	10	0.1%
4669	4669 Wholesale of waste and scrap and other products n.e.c.	0	
4690	Non-specialized wholesale trade	8	0.1%
4711	Retail sale in non-specialized stores with food, beverages o	142	1.5%
4719	4719 Other retail sale in non-specialized stores	65	0.7%
4721	Retail sale of food in specialized stores	53	0.6%
4722	Retail sale of beverages in specialized stores	8	0.1%
4723	Retail sale of tobacco products in specialized stores	1	0.0%
4730	Retail sale of automotive fuel in specialized stores	54	0.6%
4741	Retail sale of computers, peripheral units, software and tel	23	0.2%
4742	Retail sale of audio and video equipment in specialized stor	2	0.0%
4751	Retail sale of textiles in specialized stores	14	0.1%
4752	Retail sale of hardware, paints and glass in specialized sto	26	0.3%
4753	Retail sale of carpets, rugs, wall and floor coverings in sp	1	0.0%
4759	Retail sale of electrical household appliances, furniture,	5	0.1%

## File : Formal\_employee

### # B060A: ISIC

Value	Label	Cases	Percentage
4761	Retail sale of books, newspapers and stationary in specializ	23	0.2%
4762	Retail sale of music and video recordings in specialized st	0	
4763	Retail sale of sporting equipment in specialized stores	0	
4764	Retail sale of games and toys in specialized stores	0	
4771	Retail sale of clothing, footwear and leather articles in sp	52	0.6%
4772	Retail sale of pharmaceutical and medical goods, cosmetic an	178	1.9%
4773	4773 Other retail sale of new goods in specialized stores	5	0.1%
4774	Retail sale of second-hand goods	2	0.0%
4781	Retail sale via stalls and markets of food, beverages and to	5	0.1%
4782	Retail sale via stalls and markets of textiles, clothing and	12	0.1%
4789	Retail sale via stalls and markets of other goods	3	0.0%
4791	Retail sale via mail order houses or via Internet	2	0.0%
4799	Other retail sale not in stores, stalls or markets	9	0.1%
4911	Passenger rail transport, interurban	0	
4912	Freight rail transport	0	
4921	Urban and suburban passenger land transport	65	0.7%
4922	Other passenger land transport	112	1.2%
4923	Freight transport by road	29	0.3%
4930	Transport via pipeline	0	
5011	Sea and coastal passenger water transport	0	
5012	Sea and coastal freight water transport	1	0.0%
5021	Inland passenger water transport	0	
5022	Inland freight water transport	0	
5110	Passenger air transport	28	0.3%
5120	Freight air transport	5	0.1%
5210	Warehousing and storage	11	0.1%
5221	Service activities incidental to land transportation	3	0.0%
5222	Service activities incidental to water transportation	0	
5223	Service activities incidental to air transportation	1	0.0%
5224	Cargo handling	0	
5229	Other transportation support activities	4	0.0%
5310	Postal activities	4	0.0%
5320	Courier activities	2	0.0%
5510	Short term accommodation activities	272	2.9%
5520	Camping grounds, recreational vehicle parks and trailer park	0	
5590	Other accommodation	4	0.0%
5610	Restaurants and mobile food service activities	171	1.8%
5621	Event catering	2	0.0%
5629	Other food service activities	1	0.0%
5630	Beverage serving activities	150	1.6%
5811	Book publishing	3	0.0%
5812	Publishing of directories and mailing lists	0	
5813	Publishing of newspapers, journals and periodicals	9	0.1%

## File : Formal\_employee

### # B060A: ISIC

Value	Label	Cases	Percentage
5819	Other publishing activities	0	
5820	Software publishing	0	
5911	Motion picture, video and television programme production ac	2	0.0%
5912	Motion picture, video and television programme post-producti	1	0.0%
5913	Motion picture, video and television programme distribution	1	0.0%
5914	Motion picture projection activities	0	
5920	Sound recording and music publishing activities	2	0.0%
6010	Radio broadcasting	25	0.3%
6020	Television programming and broadcasting activities	1	0.0%
6110	Wired telecommunications activities	7	0.1%
6120	Wireless telecommunications activities	16	0.2%
6130	Satellite telecommunications activities	16	0.2%
6190	Other telecommunications activities	22	0.2%
6201	Computer programming activities	1	0.0%
6202	Computer consultancy and computer facilities management acti	6	0.1%
6209	Other information technology and computer service activities	18	0.2%
6311	Data processing, hosting and related activities	0	
6312	Web portals	0	
6391	News agency activities	2	0.0%
6399	Other information service activities n.e.c.	3	0.0%
6411	Central banking	5	0.1%
6419	ther monetary intermediation	264	2.8%
6420	Activities of holding companies	0	
6430	Trusts, funds and similar financial entities	2	0.0%
6491	Financial leasing	0	
6492	Other credit granting	2	0.0%
6499	Other financial service activities, except insurance and pen	5	0.1%
6511	6511 Life insurance	13	0.1%
6512	Non-life insurance	26	0.3%
6520	Reinsurance	3	0.0%
6530	Pension funding	5	0.1%
6611	Administration of financial markets	0	
6612	Security and commodity contracts brokerage	7	0.1%
6619	Other activities auxiliary to financial service activities	1	0.0%
6621	Risk and damage evaluation	0	
6622	Activities of insurance agents and brokers	1	0.0%
6629	Other activities auxiliary to insurance and pension funding	1	0.0%
6630	Fund management activities	3	0.0%
6810	Real estate activities with own or leased property	0	
6820	Real estate activities on a fee or contract basis	0	
6910	Legal activities	85	0.9%
6920	Accounting, bookkeeping and auditing activities; tax consult	62	0.7%
7010	Activities of head offices	102	1.1%

## File : Formal\_employee

### # B060A: ISIC

Value	Label	Cases	Percentage
7020	Management consultancy activities	17	0.2%
7110	Architectural and engineering activities and related technic	12	0.1%
7210	Research and experimental development on natural sciences an	25	0.3%
7220	Research and experimental development on social sciences and	4	0.0%
7310	Advertising	5	0.1%
7320	Market research and public opinion polling	13	0.1%
7410	Specialized design activities	62	0.7%
7420	Photographic activities	15	0.2%
7490	Other professional, scientific and technical activities n.e.	21	0.2%
7500	Veterinary activities	4	0.0%
7710	Renting and leasing of motor vehicles	1	0.0%
7721	Renting and leasing of recreational and sports goods	1	0.0%
7722	Renting of video tapes and disks	0	
7729	Renting and leasing of other personal and household goods	4	0.0%
7730	Renting and leasing of other machinery, equipment and tangi	1	0.0%
7740	Leasing of intellectual property and similar products, excep	0	
7810	Activities of employment placement agencies	1	0.0%
7820	Temporary employment agency activities	0	
7830	Other human resources provision	8	0.1%
7911	Travel agency activities	16	0.2%
7912	Tour operator activities	4	0.0%
7990	Other reservation service and related activities	3	0.0%
8010	Private security activities	58	0.6%
8020	Security systems service activities	6	0.1%
8030	Investigation activities	0	
8110	Combined facilities support activities	8	0.1%
8121	General cleaning of buildings	4	0.0%
8129	Other building and industrial cleaning activities	5	0.1%
8130	Landscape care and maintenance service activities	3	0.0%
8211	Combined office administrative service activities	5	0.1%
8219	Photocopying, document preparation and other specialized off	31	0.3%
8220	Activities of call centres	2	0.0%
8230	Organization of conventions and trade shows	3	0.0%
8291	Activities of collection agencies and credit bureaus	0	
8292	Packaging activities	1	0.0%
8299	Other business support service activities n.e.c.	5	0.1%
8411	General public administration activities	725	7.7%
8412	Regulation of the activities of providing health care, educa	49	0.5%
8413	8413 Regulation of and contribution to more efficient operat	15	0.2%
8421	Foreign affairs	1	0.0%
8422	Defence activities	254	2.7%
8423	Public order and safety activities	132	1.4%
8430	Compulsory social security activities	4	0.0%

## File : Formal\_employee

### # B060A: ISIC

Value	Label	Cases	Percentage
8510	Pre-primary and primary education	489	5.2%
8521	General secondary education	540	5.8%
8522	Technical and vocational secondary education	32	0.3%
8530	Higher education	73	0.8%
8541	Sports and recreation education	1	0.0%
8542	Cultural education	0	
8549	Other education n.e.c.	40	0.4%
8550	Educational support activities	9	0.1%
8610	Hospital activities	1407	15.0%
8620	Medical and dental practice activities	191	2.0%
8690	Other human health activities	52	0.6%
8710	Residential nursing care facilities	0	
8720	Residential care activities for mental retardation, mental	1	0.0%
8730	873 8730 Residential care activities for the elderly and dis	2	0.0%
8790	Other residential care activities	27	0.3%
8810	Social work activities without accommodation for the elderly	5	0.1%
8890	Other social work activities without accommodation	85	0.9%
9000	Creative, arts and entertainment activities	29	0.3%
9101	Library and archives activities	0	
9102	Museums activities and operation of historical sites and bui	5	0.1%
9103	Botanical and zoological gardens and nature reserves activit	3	0.0%
9200	Gambling and betting activities	1	0.0%
9311	Operation of sports facilities	1	0.0%
9312	Activities of sports clubs	6	0.1%
9319	Other sports activities	0	
9321	Activities of amusement parks and theme parks	4	0.0%
9329	Other amusement and recreation activities n.e.c.	1	0.0%
9411	Activities of business and employers membership organization	4	0.0%
9420	Activities of trade unions	0	
9491	Activities of religious organizations	162	1.7%
9492	Activities of political organizations	1	0.0%
9499	Activities of other membership organizations n.e.c.	92	1.0%
9511	Repair of computers and peripheral equipment	6	0.1%
9512	Repair of communication equipment	3	0.0%
9521	Repair of consumer electronics	1	0.0%
9522	Repair of household appliances and home and garden equipment	0	
9523	Repair of footwear and leather goods	1	0.0%
9524	Repair of furniture and home furnishings	0	
9529	Repair of other personal and household goods	1	0.0%
9601	Washing and (dry-) cleaning of textile and fur products	8	0.1%
9602	Hairdressing and other beauty treatment	110	1.2%
9603	Funeral and related activities	0	
9609	Other personal service activities n.e.c.	20	0.2%

## File : Formal\_employee

### # B060A: ISIC

Value	Label	Cases	Percentage
9700	Activities of households as employers of domestic personnel	59	0.6%
9810	Undifferentiated goods-producing activities of private hous	3	0.0%
9820	Undifferentiated service-producing activities of private hou	6	0.1%
9900	Activities of extraterritorial organizations and bodies	175	1.9%
9999	Missing values	24	0.3%
Sysmiss		7970	

Warning: these figures indicate the number of cases found in the data file. They cannot be interpreted as summary statistics of the population of interest.

### # ISIC1B060A: ISIC\_LEVEL1B060A

<b>Information</b>	[Type= discrete] [Format=numeric] [Range= 1-9999] [Missing=*]
<b>Statistics [NW/ W]</b>	[Valid=9375 /-] [Invalid=7970 /-]

Value	Label	Cases	Percentage
1	Agriculture, forestry and fishing	475	5.1%
2	Mining and quarrying	54	0.6%
3	Manufacturing	578	6.2%
4	Electricity, gas, steam and air conditioning suppl	50	0.5%
5	Water supply, sewage, waste management and remediation activ	53	0.6%
6	Construction	433	4.6%
7	Wholesale and retail trade; repair of motor vehicle and moto	937	10.0%
8	Transportation and storage	265	2.8%
9	Accomodation and food service activities	600	6.4%
10	Information and communication	135	1.4%
11	Financial and insurance activities	338	3.6%
12	Real estate activities	0	
13	Professional scientific and technical activities	427	4.6%
14	Administrative and support service activities	170	1.8%
15	Public administration defence and compulsory social security	1180	12.6%
16	Education	1184	12.6%
17	Human health and social work activities	1770	18.9%
18	Arts, entertainments and recreation	50	0.5%
19	Other services activities	409	4.4%
20	Activities of Households as Employers;and undifferenciated G	68	0.7%
21	Activities of extraterritorial organisation and bodies	175	1.9%
9999	Missing values	24	0.3%
Sysmiss		7970	

Warning: these figures indicate the number of cases found in the data file. They cannot be interpreted as summary statistics of the population of interest.

### # B070: What was your occupation

<b>Information</b>	[Type= discrete] [Format=character] [Missing=*]
<b>Statistics [NW/ W]</b>	[Valid=9368 /-] [Invalid=0 /-]

### # B070A: ISCO

<b>Information</b>	[Type= discrete] [Format=numeric] [Range= 110-9999] [Missing=*]
<b>Statistics [NW/ W]</b>	[Valid=9375 /-] [Invalid=7970 /-]



## File : Formal\_employee

### # B070A: ISCO

Value	Label	Cases	Percentage
110	Commissioned armed forces officers	10	0.1%
210	Non-commissioned armed forces officers	12	0.1%
242	Administration professionals	0	
310	Armed forces occupations, other ranks	238	2.5%
334	Administrative and specialised secretaries	0	
723	Machinery mechanics and repairers	0	
835	Ships' deck crews and related workers	0	
912	Vehicle, window, laundry and other hand cleaning workers	0	
1111	Legislators	21	0.2%
1112	Senior government officials	14	0.1%
1113	Traditional chiefs and heads of village	68	0.7%
1114	Senior officials of special-interest organizations	2	0.0%
1120	Managing directors and chief executives	24	0.3%
1211	Finance managers	83	0.9%
1212	Human resource managers	43	0.5%
1213	Policy and planning managers	14	0.1%
1219	Business services and administration managers not elsewhere	26	0.3%
1221	Sales and marketing managers	19	0.2%
1222	Advertising and public relations managers	2	0.0%
1223	Research and development managers	16	0.2%
1311	Agricultural and forestry production managers	19	0.2%
1312	Aquaculture and fisheries production managers	0	
1321	Manufacturing managers	16	0.2%
1322	Mining managers	3	0.0%
1323	Construction managers	10	0.1%
1324	Supply, distribution and related managers	5	0.1%
1330	Information and communications technology service managers	38	0.4%
1341	Child care services managers	8	0.1%
1342	Health services managers	79	0.8%
1343	Aged care services managers	0	
1344	Social welfare managers	7	0.1%
1345	Education managers	96	1.0%
1346	Financial and insurance services branch managers	12	0.1%
1349	Professional services managers not elsewhere classified	35	0.4%
1411	Hotel managers	14	0.1%
1412	Restaurant managers	19	0.2%
1420	Retail and wholesale trade managers	26	0.3%
1431	Sports, recreation and cultural centre managers	3	0.0%
1439	Services managers not elsewhere classified	20	0.2%
2111	Physicists and astronomers	2	0.0%
2112	Meteorologists	1	0.0%
2113	Chemists	0	
2114	Geologists and geophysicists	0	

## File : Formal\_employee

### # B070A: ISCO

Value	Label	Cases	Percentage
2120	Mathematicians, actuaries and statisticians	9	0.1%
2131	Biologists, botanists, zoologists and related professionals	3	0.0%
2132	Farming, forestry and fisheries advisers	41	0.4%
2133	Environmental protection professionals	7	0.1%
2141	Industrial and production engineers	1	0.0%
2142	Civil engineers	4	0.0%
2143	Environmental engineers	0	
2144	Mechanical engineers	3	0.0%
2145	Chemical engineers	0	
2146	Mining engineers, metallurgists and related professionals	0	
2149	Engineering professionals not elsewhere classified	0	
2151	Electrical engineers	4	0.0%
2152	Electronics engineers	0	
2153	Telecommunications engineers	6	0.1%
2161	Building architects	0	
2162	Landscape architects	10	0.1%
2163	Product and garment designers	0	
2164	Town and traffic planners	4	0.0%
2165	Cartographers and surveyors	17	0.2%
2166	Graphic and multimedia designers	2	0.0%
2211	Generalist medical practitioners	69	0.7%
2212	Specialist medical practitioners	43	0.5%
2221	Nursing professionals	189	2.0%
2222	Midwifery professionals	25	0.3%
2230	Traditional and complementary medicine professionals	1	0.0%
2240	Paramedical practitioners	25	0.3%
2250	Veterinarians	15	0.2%
2261	Dentists	12	0.1%
2262	Pharmacists	148	1.6%
2263	Environmental and occupational health and hygiene profession	17	0.2%
2264	Physiotherapists	6	0.1%
2265	Dieticians and nutritionists	18	0.2%
2266	Audiologists and speech therapists	0	
2267	Optometrists and ophthalmic opticians	4	0.0%
2269	Health professionals not elsewhere classified	5	0.1%
2310	University and higher education teachers	17	0.2%
2320	Vocational education teachers	24	0.3%
2330	Secondary education teachers	365	3.9%
2341	Primary school teachers	392	4.2%
2342	Early childhood educators	14	0.1%
2351	Education methods specialists	2	0.0%
2352	Special needs teachers	4	0.0%
2353	Other language teachers	13	0.1%

## File : Formal\_employee

### # B070A: ISCO

Value	Label	Cases	Percentage
2354	Other music teachers	0	
2355	Other arts teachers	1	0.0%
2356	Information technology trainers	5	0.1%
2359	Teaching professionals not elsewhere classified	4	0.0%
2411	Accountants	440	4.7%
2412	Financial and investment advisers	2	0.0%
2413	Financial analysts	7	0.1%
2421	Management and organization analysts	13	0.1%
2422	Policy administration professionals	6	0.1%
2423	Personnel and careers professionals	1	0.0%
2424	Training and staff development professionals	15	0.2%
2431	Advertising and marketing professionals	25	0.3%
2432	Public relations professionals	11	0.1%
2433	Technical and medical sales professionals (excluding ICT)	0	
2434	Information and communications technology sales professional	1	0.0%
2511	Systems analysts	3	0.0%
2512	Software developers	2	0.0%
2513	Web and multimedia developers	1	0.0%
2514	Applications programmers	3	0.0%
2519	Software and applications developers and analysts not elsewh	2	0.0%
2521	Database designers and administrators	3	0.0%
2522	Systems administrators	1	0.0%
2523	Computer network professionals	1	0.0%
2529	Database and network professionals not elsewhere classified	1	0.0%
2611	Lawyers	42	0.4%
2612	Judges	29	0.3%
2619	Legal professionals not elsewhere classified	17	0.2%
2621	Archivists and curators	11	0.1%
2622	Librarians and related information professionals	4	0.0%
2631	Economists	2	0.0%
2632	Sociologists, anthropologists and related professionals	5	0.1%
2633	Philosophers, historians and political scientists	0	
2634	Psychologists	1	0.0%
2635	Social work and counselling professionals	27	0.3%
2636	Religious professionals	44	0.5%
2641	Authors and related writers	1	0.0%
2642	Journalists	30	0.3%
2643	Translators, interpreters and other linguists	6	0.1%
2651	Visual artists	1	0.0%
2652	Musicians, singers and composers	1	0.0%
2653	Dancers and choreographers	0	
2654	Film, stage and related directors and producers	0	
2655	Actors	0	

## File : Formal\_employee

### # B070A: ISCO

Value	Label	Cases	Percentage
2656	Announcers on radio, television and other media	2	0.0%
2659	Creative and performing artists not elsewhere classified	0	
3111	Chemical and physical science technicians	0	
3112	Civil engineering technicians	14	0.1%
3113	Electrical engineering technicians	12	0.1%
3114	Electronics engineering technicians	2	0.0%
3115	Mechanical engineering technicians	18	0.2%
3116	Chemical engineering technicians	0	
3117	Mining and metallurgical technicians	1	0.0%
3118	Draughtspersons	2	0.0%
3119	Physical and engineering science technicians not elsewhere c	1	0.0%
3121	Mining supervisors	4	0.0%
3122	Manufacturing supervisors	8	0.1%
3123	Construction supervisors	38	0.4%
3131	Power production plant operators	24	0.3%
3132	Incinerator and water treatment plant operators	12	0.1%
3133	Chemical processing plant controllers	1	0.0%
3134	Petroleum and natural gas refining plant operators	0	
3135	Metal production process controllers	0	
3139	Process control technicians not elsewhere classified	5	0.1%
3141	Life science technicians (excluding medical)	1	0.0%
3142	Agricultural technicians	33	0.4%
3143	Forestry technicians	0	
3151	Ships' engineers	0	
3152	Ships' deck officers and pilots	0	
3153	Aircraft pilots and related associate professionals	1	0.0%
3154	Air traffic controllers	0	
3155	Air traffic safety electronics technicians	0	
3211	Medical imaging and therapeutic equipment technicians	8	0.1%
3212	Medical and pathology laboratory technicians	173	1.8%
3213	Pharmaceutical technicians and assistants	6	0.1%
3214	Medical and dental prosthetic technicians	2	0.0%
3221	Nursing associate professionals	591	6.3%
3222	Midwifery associate professionals	17	0.2%
3230	Traditional and complementary medicine associate professiona	1	0.0%
3240	Veterinary technicians and assistants	1	0.0%
3251	Dental assistants and therapists	0	
3252	Medical records and health information technicians	14	0.1%
3253	Community health workers	28	0.3%
3254	Dispensing opticians	1	0.0%
3255	Physiotherapy technicians and assistants	9	0.1%
3256	Medical assistants	211	2.3%
3257	Environmental and occupational health inspectors and associa	5	0.1%

## File : Formal\_employee

### # B070A: ISCO

Value	Label	Cases	Percentage
3258	Ambulance workers	2	0.0%
3259	Health associate professionals not elsewhere classified	11	0.1%
3311	Securities and finance dealers and brokers	2	0.0%
3312	Credit and loans officers	44	0.5%
3313	Accounting associate professionals	8	0.1%
3314	Statistical, mathematical and related associate professional	13	0.1%
3315	Valuers and loss assessors	0	
3321	Insurance representatives	10	0.1%
3322	Commercial sales representatives	6	0.1%
3323	Buyers	22	0.2%
3324	Trade brokers	2	0.0%
3331	Clearing and forwarding agents	17	0.2%
3332	Conference and event planners	0	
3333	Employment agents and contractors	1	0.0%
3334	Real estate agents and property managers	3	0.0%
3339	Business services agents not elsewhere classified	0	
3341	Office supervisors	23	0.2%
3342	Legal secretaries	6	0.1%
3343	Administrative and executive secretaries	23	0.2%
3344	Medical secretaries	6	0.1%
3351	Customs and border inspectors	8	0.1%
3352	Government tax and excise officials	38	0.4%
3353	Government social benefits officials	7	0.1%
3354	Government licensing officials	6	0.1%
3355	Police inspectors and detectives	1	0.0%
3359	Regulatory government associate professionals not elsewhere	4	0.0%
3411	Police inspectors and detectives	8	0.1%
3412	Social work associate professionals	134	1.4%
3413	Religious associate professionals	40	0.4%
3421	Athletes and sports players	4	0.0%
3422	Sports coaches, instructors and officials	10	0.1%
3423	Fitness and recreation instructors and program leaders	1	0.0%
3431	Photographers	11	0.1%
3432	Interior designers and decorators	10	0.1%
3433	Gallery, museum and library technicians	1	0.0%
3434	Chefs	2	0.0%
3435	Other artistic and cultural associate professionals	2	0.0%
3511	Information and communications technology operations technic	33	0.4%
3512	Information and communications technology user support techn	3	0.0%
3513	Computer network and systems technicians	5	0.1%
3514	Web technicians	1	0.0%
3521	Broadcasting and audio-visual technicians	2	0.0%
3522	Telecommunications engineering technicians	3	0.0%

## File : Formal\_employee

### # B070A: ISCO

Value	Label	Cases	Percentage
4110	General office clerks	9	0.1%
4120	Secretaries (general)	178	1.9%
4131	Typists and word processing operators	9	0.1%
4132	Data entry clerks	18	0.2%
4211	Bank tellers and related clerks	35	0.4%
4212	Bookmakers, croupiers and related gaming workers	0	
4213	Pawnbrokers and money-lenders	2	0.0%
4214	Debt-collectors and related workers	0	
4221	Travel consultants and clerks	6	0.1%
4222	Contact centre information clerks	3	0.0%
4223	Telephone switchboard operators	2	0.0%
4224	Hotel receptionists	8	0.1%
4225	Enquiry clerks	0	
4226	Receptionists (general)	108	1.2%
4227	Survey and market research interviewers	56	0.6%
4229	Client information workers not elsewhere classified	6	0.1%
4311	Accounting and bookkeeping clerks	21	0.2%
4312	Statistical, finance and insurance clerks	2	0.0%
4313	Payroll clerks	3	0.0%
4321	Stock clerks	107	1.1%
4322	Production clerks	8	0.1%
4323	Transport clerks	22	0.2%
4411	Library clerks	7	0.1%
4412	Mail carriers and sorting clerks	2	0.0%
4413	Coding, proof-reading and related clerks	4	0.0%
4414	Scribes and related workers	0	
4415	Filing and copying clerks	4	0.0%
4416	Personnel clerks	0	
4419	Clerical support workers not elsewhere classified	9	0.1%
5111	Travel attendants and travel stewards	6	0.1%
5112	Transport conductors	27	0.3%
5113	Travel guides	7	0.1%
5120	Cooks	181	1.9%
5131	Waiters	63	0.7%
5132	Bartenders	80	0.9%
5141	Hairdressers	94	1.0%
5142	Beauticians and related workers	15	0.2%
5151	Cleaning and housekeeping supervisors in offices, hotels and	7	0.1%
5152	Domestic housekeepers	3	0.0%
5153	Building caretakers	0	
5161	Astrologers, fortune-tellers and related workers	1	0.0%
5162	Companions and valets	11	0.1%
5163	Undertakers and embalmers	0	

## File : Formal\_employee

### # B070A: ISCO

Value	Label	Cases	Percentage
5164	Pet groomers and animal care workers	0	
5165	Driving instructors	0	
5169	Personal services workers not elsewhere classified	6	0.1%
5211	Stall and market salespersons	53	0.6%
5212	Street food salespersons	1	0.0%
5221	Shop keepers	233	2.5%
5222	Shop supervisors	14	0.1%
5223	Shop sales assistants	90	1.0%
5230	Cashiers and ticket clerks	186	2.0%
5241	Fashion and other models	0	
5242	Sales demonstrators	0	
5243	Door to door salespersons	6	0.1%
5244	Contact centre salespersons	4	0.0%
5245	Service station attendants	21	0.2%
5246	Food service counter attendants	64	0.7%
5249	Sales workers not elsewhere classified	16	0.2%
5311	Child care workers	9	0.1%
5312	Teachers' aides	33	0.4%
5321	Health care assistants	19	0.2%
5322	Home-based personal care workers	1	0.0%
5329	Personal care workers in health services not elsewhere class	0	
5411	Fire-fighters	2	0.0%
5412	Police officers	14	0.1%
5413	Prison guards	2	0.0%
5414	Security guards	339	3.6%
5419	Protective services workers not elsewhere classified	4	0.0%
6111	Field crop and vegetable growers	67	0.7%
6112	Tree and shrub crop growers	0	
6113	Gardeners, horticultural and nursery growers	0	
6114	Mixed crop growers	59	0.6%
6121	Livestock and dairy producers	3	0.0%
6122	Poultry producers	2	0.0%
6123	Apiarists and sericulturists	0	
6129	Animal producers not elsewhere classified	1	0.0%
6130	Mixed crop and animal producers	10	0.1%
6210	Forestry and related workers	2	0.0%
6221	Aquaculture workers	1	0.0%
6222	Inland and coastal waters fishery workers	3	0.0%
6223	Deep-sea fishery workers	0	
6224	Hunters and trappers	0	
6310	Subsistence crop farmers	101	1.1%
6320	Subsistence livestock farmers	0	
6330	Subsistence mixed crop and livestock farmers	7	0.1%

## File : Formal\_employee

### # B070A: ISCO

Value	Label	Cases	Percentage
6340	Subsistence fishers, hunters, trappers and gatherers	4	0.0%
7111	House builders	99	1.1%
7112	Bricklayers and related workers	8	0.1%
7113	Stonemasons, stone cutters, splitters and carvers	2	0.0%
7114	Concrete placers, concrete finishers and related workers	1	0.0%
7115	Carpenters and joiners	57	0.6%
7119	Building frame and related trades workers not elsewhere clas	0	
7121	Roofers	6	0.1%
7122	Floor layers and tile setters	0	
7123	Plasterers	0	
7124	Insulation workers	0	
7125	Glaziers	0	
7126	Plumbers and pipe fitters	33	0.4%
7127	Air conditioning and refrigeration mechanics	1	0.0%
7131	Painters and related workers	11	0.1%
7132	Spray painters and varnishers	2	0.0%
7133	Building structure cleaners	0	
7211	Metal moulders and coremakers	0	
7212	Welders and flamecutters	26	0.3%
7213	Sheet-metal workers	1	0.0%
7214	Structural-metal preparers and erectors	1	0.0%
7215	Riggers and cable splicers	0	
7221	Blacksmiths, hammersmiths and forging press workers	1	0.0%
7222	Toolmakers and related workers	1	0.0%
7223	Metal working machine tool setters and operators	0	
7224	Metal polishers, wheel grinders and tool sharpeners	0	
7231	Motor vehicle mechanics and repairers	87	0.9%
7232	Aircraft engine mechanics and repairers	4	0.0%
7233	Agricultural and industrial machinery mechanics and repairer	16	0.2%
7234	Bicycle and related repairers	2	0.0%
7311	Precision-instrument makers and repairers	0	
7312	Musical instrument makers and tuners	0	
7313	Jewellery and precious-metal workers	0	
7314	Potters and related workers	2	0.0%
7315	Glass makers, cutters, grinders and finishers	0	
7316	Sign writers, decorative painters, engravers and etchers	3	0.0%
7317	Handicraft workers in wood, basketry and related materials	3	0.0%
7318	Handicraft workers in textile, leather and related materials	0	
7319	Handicraft workers not elsewhere classified	1	0.0%
7321	Pre-press technicians	2	0.0%
7322	Printers	5	0.1%
7323	Print finishing and binding workers	9	0.1%
7411	Building and related electricians	43	0.5%



## File : Formal\_employee

### # B070A: ISCO

Value	Label	Cases	Percentage
7412	Electrical mechanics and fitters	11	0.1%
7413	Electrical line installers and repairers	15	0.2%
7421	Electronics mechanics and servicers	21	0.2%
7422	Information and communications technology installers and ser	4	0.0%
7511	Butchers, fishmongers and related food preparers	11	0.1%
7512	Bakers, pastry-cooks and confectionery makers	28	0.3%
7513	Dairy-products makers	0	
7514	Fruit, vegetable and related preservers	0	
7515	Food and beverage tasters and graders	4	0.0%
7516	Tobacco preparers and tobacco products makers	0	
7521	Wood treaters	3	0.0%
7522	Cabinet-makers and related workers	2	0.0%
7523	Woodworking-machine tool setters and operators	7	0.1%
7531	Tailors, dressmakers, furriers and hatters	33	0.4%
7532	Garment and related pattern-makers and cutters	5	0.1%
7533	Sewing, embroidery and related workers	1	0.0%
7534	Upholsterers and related workers	0	
7535	Pelt dressers, tanners and fellmongers	0	
7536	Shoemakers and related workers	0	
7541	Underwater divers	1	0.0%
7542	Shotfirers and blasters	0	
7543	Product graders and testers (excluding foods and beverages)	1	0.0%
7544	Fumigators and other pest and weed controllers	0	
7549	Craft and related workers not elsewhere classified	1	0.0%
8111	Miners and quarriers	19	0.2%
8112	Mineral and stone processing plant operators	3	0.0%
8113	Well drillers and borers and related workers	1	0.0%
8114	Cement, stone and other mineral products machine operators	3	0.0%
8121	Metal processing plant operators	1	0.0%
8122	Metal finishing, plating and coating machine operators	0	
8131	Chemical products plant and machine operators	11	0.1%
8132	Photographic products machine operators	0	
8141	Rubber products machine operators	1	0.0%
8142	Plastic products machine operators	3	0.0%
8143	Paper products machine operators	0	
8151	Fibre preparing, spinning and winding machine operators	0	
8152	Weaving and knitting machine operators	1	0.0%
8153	Sewing machine operators	15	0.2%
8154	Bleaching, dyeing and fabric cleaning machine operators	0	
8155	Fur and leather preparing machine operators	1	0.0%
8156	Shoemaking and related machine operators	0	
8157	Laundry machine operators	4	0.0%
8159	Textile, fur and leather products machine operators not else	1	0.0%

## File : Formal\_employee

### # B070A: ISCO

Value	Label	Cases	Percentage
8160	Food and related products machine operators	23	0.2%
8171	Pulp and papermaking plant operators	0	
8172	Wood processing plant operators	0	
8181	Glass and ceramics plant operators	1	0.0%
8182	Steam engine and boiler operators	0	
8183	Packing, bottling and labelling machine operators	3	0.0%
8189	Stationary plant and machine operators not elsewhere classif	0	
8211	Mechanical machinery assemblers	2	0.0%
8212	Electrical and electronic equipment assemblers	0	
8219	Assemblers not elsewhere classified	4	0.0%
8311	Locomotive engine drivers	0	
8312	Railway brake, signal and switch operators	0	
8321	Motorcycle drivers	21	0.2%
8322	Car, taxi and van drivers	275	2.9%
8331	Bus and tram drivers	13	0.1%
8332	Heavy truck and lorry drivers	14	0.1%
8341	Mobile farm and forestry plant operators	0	
8342	Earthmoving and related plant operators	3	0.0%
8343	Crane, hoist and related plant operators	0	
8344	Lifting truck operators	1	0.0%
8350	Ships' deck crews and related workers	2	0.0%
9111	Domestic cleaners and helpers	39	0.4%
9112	Cleaners and helpers in offices, hotels and other establishm	223	2.4%
9121	Hand launders and pressers	11	0.1%
9122	Vehicle cleaners	5	0.1%
9123	Window cleaners	0	
9129	Other cleaning workers	3	0.0%
9211	Crop farm labourers	136	1.5%
9212	Livestock farm labourers	21	0.2%
9213	Mixed crop and livestock farm labourers	1	0.0%
9214	Garden and horticultural labourers	40	0.4%
9215	Forestry labourers	7	0.1%
9216	Fishery and aquaculture labourers	0	
9311	Mining and quarrying labourers	9	0.1%
9312	Civil engineering labourers	14	0.1%
9313	Building construction labourers	86	0.9%
9321	Hand packers	8	0.1%
9329	Manufacturing labourers not elsewhere classified	59	0.6%
9331	Hand and pedal vehicle drivers	9	0.1%
9332	Drivers of animal-drawn vehicles and machinery	0	
9333	Freight handlers	34	0.4%
9334	Shelf fillers	0	
9411	Fast food preparers	32	0.3%

## File : Formal\_employee

### # B070A: ISCO

Value	Label	Cases	Percentage
9412	Kitchen helpers	5	0.1%
9510	Street and related service workers	1	0.0%
9520	Street vendors (excluding food)	1	0.0%
9611	Garbage and recycling collectors	0	
9612	Refuse sorters	0	
9613	Sweepers and related labourers	4	0.0%
9621	Messengers, package deliverers and luggage porters	25	0.3%
9622	Odd job persons	5	0.1%
9623	Meter readers and vending-machine collectors	0	
9624	Water and firewood collectors	6	0.1%
9629	Elementary workers not elsewhere classified	2	0.0%
9999	Missing value	15	0.2%
Sysmiss		7970	

Warning: these figures indicate the number of cases found in the data file. They cannot be interpreted as summary statistics of the population of interest.

### # ISCO1B070A: ISCO\_FIRST\_LEVEL B070A

<b>Information</b>	[Type= discrete] [Format=numeric] [Range= 1-9999] [Missing=*]
<b>Statistics [NW/ W]</b>	[Valid=9375 /-] [Invalid=7970 /-]

Value	Label	Cases	Percentage
1	Managers	742	7.9%
2	Professionals	2293	24.5%
3	Technical and assiate professionals	1777	19.0%
4	Clerical support workers	629	6.7%
5	Services and sales workers	1612	17.2%
6	Skilled agricultural, forestry and fishery workers	327	3.5%
7	Craft and related trade workers	575	6.1%
8	Plant and machine operators and assemblers	426	4.5%
9	Elementary occupations	719	7.7%
10	Armed forces occupations	260	2.8%
99	Missing values	0	
9999	Missing value	15	0.2%
Sysmiss		7970	

Warning: these figures indicate the number of cases found in the data file. They cannot be interpreted as summary statistics of the population of interest.

### # B080: How long did you work in the previous job?

<b>Information</b>	[Type= continuous] [Format=numeric] [Range= 0-60] [Missing=*]
<b>Statistics [NW/ W]</b>	[Valid=9375 /-] [Invalid=7970 /-] [Mean=4.263 /-] [StdDev=5.086 /-]

### # B080\_INT: Working experience in interval

<b>Information</b>	[Type= discrete] [Format=numeric] [Range= 1-6] [Missing=*]
<b>Statistics [NW/ W]</b>	[Valid=9375 /-] [Invalid=7970 /-]

Value	Label	Cases	Percentage
1	0-2	4484	47.8%
2	3- 4	1976	21.1%

## File : Formal\_employee

### # B080\_INT: Working experience in interval

Value	Label	Cases	Percentage
3	5-7	1392	14.8%
4	8-10	733	7.8%
5	11-13	295	3.1%
6	14And above	495	5.3%
Sysmiss		7970	

*Warning: these figures indicate the number of cases found in the data file. They cannot be interpreted as summary statistics of the population of interest.*

<b># B090: What was the main reason you left your previous job?</b>			
<b>Information</b>	[Type= discrete] [Format=numeric] [Range= 1-9] [Missing=*]		
<b>Statistics [NW/ W]</b>	[Valid=9375 /-] [Invalid=7970 /-]		
<b>Value</b>	<b>Label</b>	<b>Cases</b>	<b>Percentage</b>
1	Under payment	2448	26.1%
2	Late payment	91	1.0%
3	Physical/social harassment	38	0.4%
4	Poor working conditions	1166	12.4%
5	Marital/family commitments	1149	12.3%
6	Going back to school/training	822	8.8%
7	Restructuring	1361	14.5%
8	Others (specify)	2294	24.5%
9	Missing value	6	0.1%
Sysmiss		7970	
<i>Warning: these figures indicate the number of cases found in the data file. They cannot be interpreted as summary statistics of the population of interest.</i>			
<b># B090S: Other-Specify</b>			
<b>Information</b>	[Type= discrete] [Format=character] [Missing=*]		
<b>Statistics [NW/ W]</b>	[Valid=2251 /-] [Invalid=0 /-]		
<b># B100A: Ministry and other institutions</b>			
<b>Information</b>	[Type= continuous] [Format=numeric] [Range= 0-55] [Missing=*/99]		
<b>Statistics [NW/ W]</b>	[Valid=9370 /-] [Invalid=7975 /-] [Mean=4.1 /-] [StdDev=6.09 /-]		
<b>Value</b>	<b>Label</b>	<b>Cases</b>	<b>Percentage</b>
99	Not stated	5	
<i>Warning: these figures indicate the number of cases found in the data file. They cannot be interpreted as summary statistics of the population of interest.</i>			
<b># B100B: Parastatal</b>			
<b>Information</b>	[Type= continuous] [Format=numeric] [Range= 0-41] [Missing=*/99]		
<b>Statistics [NW/ W]</b>	[Valid=9369 /-] [Invalid=7976 /-] [Mean=0.313 /-] [StdDev=1.821 /-]		
<b>Value</b>	<b>Label</b>	<b>Cases</b>	<b>Percentage</b>
99	Not stated	6	
<i>Warning: these figures indicate the number of cases found in the data file. They cannot be interpreted as summary statistics of the population of interest.</i>			
<b># B100C: Company</b>			
<b>Information</b>	[Type= continuous] [Format=numeric] [Range= 0-52] [Missing=*/99]		
<b>Statistics [NW/ W]</b>	[Valid=9370 /-] [Invalid=7975 /-] [Mean=4.307 /-] [StdDev=6.318 /-]		
<b>Value</b>	<b>Label</b>	<b>Cases</b>	<b>Percentage</b>
99	Not stated	5	
<i>Warning: these figures indicate the number of cases found in the data file. They cannot be interpreted as summary statistics of the population of interest.</i>			
<b># B100D: Co-operative</b>			
<b>Information</b>	[Type= continuous] [Format=numeric] [Range= 0-33] [Missing=*/99]		
<b>Statistics [NW/ W]</b>	[Valid=9369 /-] [Invalid=7976 /-] [Mean=0.168 /-] [StdDev=1.238 /-]		
<b>Value</b>	<b>Label</b>	<b>Cases</b>	<b>Percentage</b>
99	Not stated	6	
<i>Warning: these figures indicate the number of cases found in the data file. They cannot be interpreted as summary statistics of the population of interest.</i>			

<b># B100E: NGO/CSO/CBO</b>			
<b>Information</b>		[Type= continuous] [Format=numeric] [Range= 0-50] [Missing=*/99]	
<b>Statistics [NW/ W]</b>		[Valid=9369 /-] [Invalid=7976 /-] [Mean=0.492 /-] [StdDev=2.308 /-]	
<b>Value</b>	<b>Label</b>	<b>Cases</b>	<b>Percentage</b>
99	Not stated	6	
<i>Warning: these figures indicate the number of cases found in the data file. They cannot be interpreted as summary statistics of the population of interest.</i>			
<b># B100F: Other (specify)</b>			
<b>Information</b>		[Type= continuous] [Format=numeric] [Range= 0-36] [Missing=*/99]	
<b>Statistics [NW/ W]</b>		[Valid=9353 /-] [Invalid=7992 /-] [Mean=0.122 /-] [StdDev=1.296 /-]	
<b>Value</b>	<b>Label</b>	<b>Cases</b>	<b>Percentage</b>
99	Not stated	22	
<i>Warning: these figures indicate the number of cases found in the data file. They cannot be interpreted as summary statistics of the population of interest.</i>			
<b># T_ex: Total experience</b>			
<b>Information</b>		[Type= continuous] [Format=numeric] [Range= 0-64] [Missing=*/99]	
<b>Statistics [NW/ W]</b>		[Valid=9370 /-] [Invalid=7975 /-] [Mean=9.503 /-] [StdDev=7.933 /-]	
<b>Value</b>	<b>Label</b>	<b>Cases</b>	<b>Percentage</b>
99	Not stated	5	
<i>Warning: these figures indicate the number of cases found in the data file. They cannot be interpreted as summary statistics of the population of interest.</i>			
<b># B100S: Other-Specify</b>			
<b>Information</b>		[Type= discrete] [Format=character] [Missing=*	
<b>Statistics [NW/ W]</b>		[Valid=86 /-] [Invalid=0 /-]	
<b>Value</b>	<b>Label</b>	<b>Cases</b>	<b>Percentage</b>
0		2	2.3%
040		1	1.2%
ADEPR		1	1.2%
ADEPR/IDINI		1	1.2%
AKABARI		1	1.2%
BUREAU D'ETUDE RDC		1	1.2%
EAR[EGLISE]		1	1.2%
EGLISE		2	2.3%
EGLISE/EPR		1	1.2%
EGLISE[EAR]		1	1.2%
FOOTBALL CLUB		1	1.2%
GUCURUZA		1	1.2%
GUCURUZA IMYAKA		1	1.2%
GUKORA MURUGO		1	1.2%
GUTWARA UMUNTU		1	1.2%
HANZE R'URWANDA		1	1.2%
HANZE Y'URWANDA		1	1.2%
IDINI		2	2.3%

# B100S: Other-Specify

Value	Label	Cases	Percentage
IKIGO CYA GISIRIKARE		1	1.2%
IKIGO CYABIHAYE IMANA		1	1.2%
IKIGO CYIGENGA GIFASHWA NA LET		1	1.2%
IKIGO CYIGENGA GIFASHWA NALETA		1	1.2%
IKIGO CYIGENGA GISHWA LETA		1	1.2%
IKIGO CYINGENGA GIFASHWA LETA		1	1.2%
IKIGO KIGENGA GIFASHWA NA LETA		1	1.2%
IMIRIMO YO MURUGO		1	1.2%
INDIMI		1	1.2%
ISHURI RY'INSHUKE		1	1.2%
ITORERO		2	2.3%
IVUGABUTUMV		1	1.2%
KU GITI CYE		1	1.2%
KUBAKA		1	1.2%
KUDANDAZA		1	1.2%
KWICURURIZA		1	1.2%
KWIKORERA		4	4.7%
KWIKORERA KU GITI CYE		1	1.2%
MECHANICIEN IBIRAKA		1	1.2%
MOTARD		1	1.2%
MU RUGO		1	1.2%
MU RUGO RW'UMUNTU		3	3.5%
MURI CONGO		1	1.2%
MURUGO		2	2.3%
PROJECT MINAROC		1	1.2%
TANZANIYA		1	1.2%
UBUCURUZI BW'UBUDANDA		1	1.2%
UBUCURUZI[BC		1	1.2%
UBUDOZI		1	1.2%

### # B100S: Other-Specify

Value	Label	Cases	Percentage
UBUHINZI		3	3.5%
UBUNYONZI		1	1.2%
UBUREZI		1	1.2%
UMUCURUZI		1	1.2%
UMUCURUZI MURI CONGO		1	1.2%
UMUNTU KU GITI CYE		1	1.2%
UMUTURAGE		1	1.2%
UMWARIMU MURI DRC		1	1.2%
UN DARFOUR		1	1.2%
URUGO		4	4.7%
VETERNAIRE		1	1.2%
YARICURURIZA		1	1.2%
YARIGISHAGA I BURUNDI		1	1.2%
YARIKORERAG		5	5.8%
YARIKOREYE		2	2.3%
YARIKOREYE MU BUHINZI		1	1.2%
YIHINGIRA		1	1.2%
gutwara umuntu		1	1.2%
urugo		1	1.2%

Warning: these figures indicate the number of cases found in the data file. They cannot be interpreted as summary statistics of the population of interest.

### # B101: Did your first job match your education?

<b>Information</b>	[Type= discrete] [Format=numeric] [Range= 1-9] [Missing=*]
<b>Statistics [NW/ W]</b>	[Valid=9375 /-] [Invalid=7970 /-]

Value	Label	Cases	Percentage
1	Yes matched	7353	78.4%
2	No	2014	21.5%
9	Missing value	8	0.1%
Sysmiss		7970	

Warning: these figures indicate the number of cases found in the data file. They cannot be interpreted as summary statistics of the population of interest.

### # B110: Highest level of education when you first enter the labour market

<b>Information</b>	[Type= discrete] [Format=numeric] [Range= 1-9] [Missing=*]
<b>Statistics [NW/ W]</b>	[Valid=17345 /-] [Invalid=0 /-]

Value	Label	Cases	Percentage
1	No education	2217	12.8%
2	Primary	3778	21.8%
3	Vocational training/Tronc commun/A3/TVET,....	2923	16.9%
4	Secondary	6010	34.6%
5	Tertiary	2407	13.9%
9	Missing value	10	0.1%

Warning: these figures indicate the number of cases found in the data file. They cannot be interpreted as summary statistics of the population of interest.



<b># B120: Year of your graduation before entering the labour market</b>			
<b>Information</b>	[Type= continuous] [Format=numeric] [Range= 1948-9999] [Missing=*]		
<b>Statistics [NW/ W]</b>	[Valid=11350 /-] [Invalid=5995 /-] [Mean=2042.152 /-] [StdDev=575.267 /-]		
<b># Year_int: graduation year in interval</b>			
<b>Information</b>	[Type= discrete] [Format=numeric] [Range= 1-8] [Missing=*]		
<b>Statistics [NW/ W]</b>	[Valid=11350 /-] [Invalid=5995 /-]		
<b>Value</b>	<b>Label</b>	<b>Cases</b>	<b>Percentage</b>
1	Before 1984	707	6.2%
2	1985-1989	670	5.9%
3	1990-1994	1085	9.6%
4	1995-1999	1383	12.2%
5	2000-2004	2535	22.3%
6	2009-2009	4057	35.7%
7	2010 to 2012	854	7.5%
8	Not specifies	59	0.5%
Sysmiss		5995	
<i>Warning: these figures indicate the number of cases found in the data file. They cannot be interpreted as summary statistics of the population of interest.</i>			
<b># B140: Year</b>			
<b>Information</b>	[Type= continuous] [Format=numeric] [Range= 0-45] [Missing=*/99]		
<b>Statistics [NW/ W]</b>	[Valid=17292 /-] [Invalid=53 /-] [Mean=1.918 /-] [StdDev=3.612 /-]		
<b># B140_INT: HOW LONG TO GET FIRST JOB</b>			
<b>Information</b>	[Type= discrete] [Format=numeric] [Range= 0-11] [Missing=*]		
<b>Statistics [NW/ W]</b>	[Valid=17345 /-] [Invalid=0 /-]		
<b>Value</b>	<b>Label</b>	<b>Cases</b>	<b>Percentage</b>
0	Less than 1year	8892	51.3%
1	1Year	2713	15.6%
2	2Years	1716	9.9%
3	3Years	1026	5.9%
4	4Years	600	3.5%
5	5Years	555	3.2%
6	6Years	342	2.0%
7	7Years	275	1.6%
8	8Years	201	1.2%
9	9Years	178	1.0%
10	10-45Years	794	4.6%
11	Not specified	53	0.3%
<i>Warning: these figures indicate the number of cases found in the data file. They cannot be interpreted as summary statistics of the population of interest.</i>			
<b># B140B: Months</b>			
<b>Information</b>	[Type= discrete] [Format=numeric] [Range= 0-99] [Missing=*]		
<b>Statistics [NW/ W]</b>	[Valid=17345 /-] [Invalid=0 /-]		
<b>Value</b>	<b>Label</b>	<b>Cases</b>	<b>Percentage</b>
0		12812	73.9%
1		761	4.4%
2		831	4.8%

### # B140B: Months

Value	Label	Cases	Percentage
3		775	4.5%
4		413	2.4%
5		447	2.6%
6		654	3.8%
7		196	1.1%
8		228	1.3%
9		89	0.5%
10		63	0.4%
11		17	0.1%
99	Missing value	59	0.3%

Warning: these figures indicate the number of cases found in the data file. They cannot be interpreted as summary statistics of the population of interest.

### # C010: Highest level of formal education

<b>Information</b>	[Type= discrete] [Format=numeric] [Range= 1-99] [Missing=*]
<b>Statistics [NW/ W]</b>	[Valid=17345 /-] [Invalid=0 /-]

Value	Label	Cases	Percentage
1	PhD/Doctorate	33	0.2%
2	Masters Degree	278	1.6%
3	Post Graduate Diploma	216	1.2%
4	Bachelors	2699	15.6%
5	Diploma level (A1)	1612	9.3%
6	Certificate level (TVET)	1213	7.0%
7	Secondary-A Level	3676	21.2%
8	Secondary-O Level	1686	9.7%
9	Primary	3600	20.8%
10	None	2151	12.4%
11	Other	138	0.8%
99	Missing value	43	0.2%

Warning: these figures indicate the number of cases found in the data file. They cannot be interpreted as summary statistics of the population of interest.

### # C010S: Other-Specify

<b>Information</b>	[Type= discrete] [Format=character] [Missing=*]
<b>Statistics [NW/ W]</b>	[Valid=135 /-] [Invalid=0 /-]

Value	Label	Cases	Percentage
2 ANS HOTELERIE		1	0.7%
2 ANS ZA MENUISERIE		1	0.7%
3ANS D'ELECTRICITE		1	0.7%
4 ANS ZA THEOLOGIE		1	0.7%
A3		1	0.7%
A3 MECANIQUE		1	0.7%
A3 MURI AUXILIAIRE DE SANTE		1	0.7%

# C010S: Other-Specify

Value	Label	Cases	Percentage
A3 MURI CONSTRUCTION		1	0.7%
ABAFOROMO BABONAGA A3MBERE A2		1	0.7%
AMAHUGURWA MURI HOTELERIE		1	0.7%
AMASHURI ATANU MURI PCM		1	0.7%
AMASHURI ATANU YISUMBUYE		1	0.7%
AMASHURI ATATU ABANZA		1	0.7%
AMASHURI Y'IMODOKA		1	0.7%
AMASHURI Y'IMYUGA		1	0.7%
AMASHURI Y'IMYUGA,HOT		1	0.7%
AMASHURI Y'IMYUNGA		1	0.7%
AMASHURI Y'INGOBOKA		11	8.1%
AMASHURI Y'INGOBOKA CERAI		1	0.7%
AMASHURI Y'INGOBOKA(F		1	0.7%
AMASHURI Y'INGOBOKA,K		1	0.7%
AMASHURI Y'IVUGABUTUM		1	0.7%
AMASHURI YA ETED IMYAKA INE		1	0.7%
AMASHURI YA SECURITE		1	0.7%
APEHOT		1	0.7%
ATTESTATION DE 2ANS MURI LABO		1	0.7%
AUXILIAIRE DE SANTE		1	0.7%
AUXILLIAIRE DE SANTE		1	0.7%
AYINGOBOKA Y'UBUBAJI		1	0.7%
CEERTIFICAT MURI THEOLOGIE		1	0.7%
CEJ		1	0.7%

# C010S: Other-Specify

Value	Label	Cases	Percentage
CENTRE INTEGRE RURAL ARTISANAL		1	0.7%
CERAI		12	8.9%
CERAR		1	0.7%
CERAYI		1	0.7%
CERTIFICA MU BYA HOTELERIE		1	0.7%
CERTIFICA YAI BYA SALON		1	0.7%
CERTIFICAT HOTERIE		1	0.7%
CERTIFICAT MU IVUGABUTUMV		1	0.7%
CERTIFICAT MUBYUBUTETS		1	0.7%
CERTIFICAT MUGUCUNGA UMUTEKANO		1	0.7%
CERTIFICAT MURI HOTELERIE		2	1.5%
CERTIFICAT Y'UBWUBATSI		1	0.7%
CERTIFICAT YA CERAI		1	0.7%
CERTIFICAT YA CUISINE,PATISE		1	0.7%
CERTIFICAT YA THEOLOGIE		1	0.7%
CERTIFICAT YAMASHURI YA BIBLE		1	0.7%
CERTIFICATE		1	0.7%
CERTIFICATE OF TECHNICAL TRAIN		1	0.7%
CFJ		1	0.7%
CRI		1	0.7%
ETD(ENSEIGNE THEOLOGIQUE		1	0.7%
FAMILIALE		3	2.2%
FORMATION CHIRURG.PDT 3 MOIS		1	0.7%
FORMATION MU BYO KUDODA		1	0.7%

## # C010S: Other-Specify

Value	Label	Cases	Percentage
FORMATION MU IVUGABUTUMV		1	0.7%
HOTELERIE		2	1.5%
HOTELERIE ET CUISINE		1	0.7%
IBIJANYE N'UMUTEKANC		1	0.7%
ICYICIRO CYA A3		1	0.7%
IMPAMYABUMI MURI THEOLOGIE		1	0.7%
IMPAMYABUSHI MURI THEOLOGI		2	1.5%
IMYAKA YA THEOLOGIE		1	0.7%
IMYUGA		3	2.2%
INGOBOKA		6	4.4%
INGOBOKA (CERAI)		1	0.7%
INGOBOKA/ CERAI		1	0.7%
ISHURI RYA BIBILIYA		2	1.5%
ISHURI RIMWE RY'IMYUGA		1	0.7%
ISHURI RYA BIBILIYA		1	0.7%
ISHURI RYA BIBILIYA MURI ADEPR		1	0.7%
ISHURI YA BIBLE		1	0.7%
KUBAZA		1	0.7%
KWIGA GUKINA GOLF		1	0.7%
MACONERIE		1	0.7%
MECANIQUE/ CEERTIFICAT		1	0.7%
NI FAMILIALE YIZE		1	0.7%
NP		1	0.7%
PEDAGOGIQUE TECHNIQUE		1	0.7%
PERMIS DE CONDUIRE		1	0.7%
PRIMAIRE + AMASHURI 3 YA BIBLE		1	0.7%
SANS EN THEOLOGIE		1	0.7%

### # C010S: Other-Specify

Value	Label	Cases	Percentage
SERAYE		1	0.7%
SERAYI		2	1.5%
SOUDURE NA FORGE		1	0.7%
THEOLOGIE		1	0.7%
TRAINING IN CERTIFICATE ENGINE		1	0.7%
TRAINING IN LABOURS WORKING		1	0.7%
TRAINING(CER IN CONSTR		1	0.7%
TRONC COMMUN		1	0.7%
TVET		1	0.7%
TVT		1	0.7%
UMWAKA WA 5 AMASHURI ABANZA		1	0.7%
V.T.C		1	0.7%
YIGIYE PROVISIOIRE		1	0.7%
YIZE AYINGOBOKA MUBY'UBUBAJI		1	0.7%
YIZE FAMILIALE		1	0.7%
imyuga		2	1.5%
ingoboka		1	0.7%

Warning: these figures indicate the number of cases found in the data file. They cannot be interpreted as summary statistics of the population of interest.

### # C020: Field of specialization

<b>Information</b>	[Type= discrete] [Format=character] [Missing=*]
<b>Statistics [NW/ W]</b>	[Valid=9691 /-] [Invalid=0 /-]

### # C020A: ISCED Code

<b>Information</b>	[Type= discrete] [Format=numeric] [Range= 110-9999] [Missing=*]
<b>Statistics [NW/ W]</b>	[Valid=9674 /-] [Invalid=7671 /-]

Value	Label	Cases	Percentage
110	Basic general program elementary	0	
120	Basic general program pre-primary	0	
130	Basic general program primary	0	
140	Basic general program secondary	0	
150	Basic special program pre-primary	0	
160	Lower secondary	0	
170	Upper secondary	0	
810	Simple and fuctional literacy, numeracy	0	
910	behavioural capacities	0	
920	Life orientation programmes	0	

**# C020A: ISCED Code**

Value	Label	Cases	Percentage
930	Mental skills	0	
940	personal organizational capacities	0	
1410	Education science in Curriculum development in non-vocational	0	
1411	Education science in Educational research	133	1.4%
1412	Education science Testing and measurement	1	0.0%
1413	General and specialized teacher training programmes	2	0.0%
1414	teacher trainers and for handicapped children	0	
1415	Teacher training for adult education	0	
1416	Teacher training for non-vocational subject	30	0.3%
1417	Teacher training for practical	7	0.1%
1418	Teacher training for pre-school, kindergarten	0	
1419	Teacher training for Primary schools	139	1.4%
1420	Teacher training for vocational	11	0.1%
1421	Other education science	3	0.0%
2100	Fine art and design	16	0.2%
2110	Performing arts	0	
2120	Graphic and audio-visual arts	18	0.2%
2210	archaeology	0	
2211	Child development and child ministry (christian)	0	
2212	Christian ministry	1	0.0%
2213	comparative literature	0	
2214	Divinity (Christian)	2	0.0%
2215	English	3	0.0%
2216	ethics	0	
2217	Foreign languages, literature, communication and cultures	115	1.2%
2218	French	1	0.0%
2219	History	7	0.1%
2220	interpretation and translation	2	0.0%
2221	Islam and arabic	2	0.0%
2222	linguistics	10	0.1%
2223	Native languages	0	
2225	philosophy	5	0.1%
2226	Religion and theology	15	0.2%
2227	Religious Studies	1	0.0%
2228	Shariah	0	
2229	Swahiri	0	
2230	Theology (Christian)	73	0.8%
2239	Other humanities Not Elsewhere Classified (NEC)	1	0.0%
3111	economics	229	2.4%
3112	economic history	2	0.0%
3113	political science	11	0.1%
3114	sociology	192	2.0%
3115	demography	24	0.2%
3116	antropology (except physical antropology)	2	0.0%
3117	ethnology	0	

**# C020A: ISCED Code**

Value	Label	Cases	Percentage
3118	futurology	0	
3119	pschology	11	0.1%
3120	geography(except physical geography)	16	0.2%
3121	peace and conflict studies	4	0.0%
3122	human rights	1	0.0%
3123	Gender studies	1	0.0%
3124	Human sciences	259	2.7%
3125	Social sciences	118	1.2%
3129	Other training in social and behavioural science	3	0.0%
3210	Journalism	33	0.3%
3220	library technician and science	5	0.1%
3230	technicians in museums and similar repositories	0	
3240	documentation techniques	1	0.0%
3250	archival sciences	1	0.0%
3410	accounting	1165	12.0%
3411	auditing	3	0.0%
3412	banking	13	0.1%
3413	bookkeeping	0	
3414	Business administration	125	1.3%
3415	Business development	9	0.1%
3416	Community development	10	0.1%
3417	Cooperative management	0	
3418	Customer care services	4	0.0%
3419	Development studies	21	0.2%
3420	Enterprise management	12	0.1%
3421	finance	205	2.1%
3422	institutional administration	18	0.2%
3423	insurance	1	0.0%
3424	International business	12	0.1%
3425	Interprenership	4	0.0%
3426	investment analysis	2	0.0%
3427	management	704	7.3%
3428	marketing	27	0.3%
3429	personnel administration	21	0.2%
3430	Procurement	3	0.0%
3431	Project management	26	0.3%
3432	public administration	94	1.0%
3433	public relations	3	0.0%
3434	real estate	1	0.0%
3435	retailing	6	0.1%
3436	Rural development	76	0.8%
3437	sales	4	0.0%
3438	secretarial and office work	154	1.6%
3439	Supply chain management	1	0.0%
3440	International taxation	1	0.0%



**# C020A: ISCED Code**

Value	Label	Cases	Percentage
3449	Other training in business and administration	4	0.0%
3810	history of law	4	0.0%
3811	jurisprudence	0	
3812	law(general,international,labour,maritime,etc.)	330	3.4%
3813	local magistrates	2	0.0%
3814	notaire	1	0.0%
3819	Other low related training	2	0.0%
4100	Mathematics –Physics - Computer Science (MPC)	2	0.0%
4101	Mathematics –Chemistry - Biology (MCB)	22	0.2%
4102	Physics- Chemistry-Biology (PCB)	2	0.0%
4103	Mathematics-Physics-Geography (MPG)	11	0.1%
4104	Physics-Chemistry Mathematics (PCM)	11	0.1%
4105	Computer Science-Economics-Mathematics(CEM)	0	
4106	Mathematics-Economics-Geography (MEG)	7	0.1%
4107	History-Economics-Geography (HEG)	76	0.8%
4109	History-Economics-Literature (HEL)	0	
4110	Literature-Economics-Geography (LEG)	0	
4111	History-Geography –Literature combination (HGL)	3	0.0%
4112	Maths-Physics	67	0.7%
4119	Other combined sciences training	6	0.1%
4210	bacteriology	2	0.0%
4211	biochemistry	174	1.8%
4212	biology	7	0.1%
4213	biophysics	0	
4214	botany	0	
4215	entomology	0	
4216	genetics	0	
4217	microbiology	2	0.0%
4218	ornithology	0	
4219	toxicology	1	0.0%
4220	zoology	1	0.0%
4221	Zootechni	2	0.0%
4222	Biotechnology	14	0.1%
4239	other allied life sciences excluding clinical and veterinary s	0	
4410	Astronomy and space sciences	0	
4411	Chemistry and other allied subjects	6	0.1%
4412	geology	0	
4413	geophysics	1	0.0%
4414	marine science	0	
4415	meteorology and other atmospheric sciences including climati	0	
4416	mineralogy	0	
4417	palaeoecology	0	
4418	physical anthropology	0	
4419	physical geography and other geosciences	4	0.0%
4420	Physics and other allied subjects	2	0.0%

**# C020A: ISCED Code**

Value	Label	Cases	Percentage
4421	vulcanology	0	
4429	Other Physical sciences related training	1	0.0%
4610	actuarial science	0	
4611	Mathematics	12	0.1%
4612	numercial analysis	0	
4613	operations research	0	
4614	statistics and other allied fields	12	0.1%
4810	Computer sciences:	110	1.1%
4811	Computer application programs training	4	0.0%
4812	Computer hardware related training	2	0.0%
4813	Electronics & computer science	8	0.1%
4814	Information communication and technology	59	0.6%
4815	IT management	89	0.9%
4816	Networking related training	1	0.0%
4817	Software development training	3	0.0%
5210	Aeronautical enginneering	0	
5211	Agricultural Engineering	4	0.0%
5212	Chemical Engineering	2	0.0%
5213	Computer engineering	8	0.1%
5214	electricity engineering	14	0.1%
5215	electronics engineering	9	0.1%
5216	energy and chemical engineering	2	0.0%
5217	engineering drawing	2	0.0%
5218	Environmental and Biosystems Engineering	4	0.0%
5219	Fibre Optic Communications, Splicing & Termination	0	
5220	mechanics engineering	12	0.1%
5221	Medical engeneering	2	0.0%
5222	metal work engineering	2	0.0%
5223	Software engineering	0	
5224	surveying	1	0.0%
5225	Sustanable energy technology engineering	0	
5226	telecommunication engineering	18	0.2%
5227	Electromecanics	14	0.1%
5228	Hydraulic\$Pneumatics	0	
5230	Assembling and servicing	0	
5231	Driving	7	0.1%
5232	Electricity	133	1.4%
5233	Electronics	82	0.8%
5234	Fashion Design	4	0.0%
5235	General mechanics	67	0.7%
5236	Industrial mechanics	1	0.0%
5237	Leatherwork Technology	0	
5238	Metal Processing Technology	0	
5239	Motor Vehicle Mechanics	118	1.2%
5240	Motor vehicle technolgy	3	0.0%

**# C020A: ISCED Code**

Value	Label	Cases	Percentage
5241	Painter and Sign Writer	2	0.0%
5242	Plant and Machine Maintenance	2	0.0%
5243	Plumbing & Pipe fitting	9	0.1%
5244	Pottery	0	
5245	Refrigeration and Air Conditioning	0	
5246	Sheet Metal Working	0	
5247	Welding and metal fabrication	12	0.1%
5248	Automobile electricity	1	0.0%
5249	Other craft trainings	7	0.1%
5410	clothes	30	0.3%
5411	food and drink processing	3	0.0%
5412	footwear	0	
5413	leather work	1	0.0%
5414	mining and extraction	1	0.0%
5415	Other materials(paper,plastic,glass,etc)	1	0.0%
5416	textiles	3	0.0%
5417	Woodwork	37	0.4%
5810	Architecture and urbanisme	6	0.1%
5811	building	5	0.1%
5812	civil engineering	57	0.6%
5813	construction	116	1.2%
5814	Construction Management and surveying	2	0.0%
5815	Masonry	5	0.1%
5816	Property valuation	0	
5817	Geotechnics	0	
5819	Engineering, manufacturing and construction Not Elsewhere CI	0	
6210	Agribusiness	7	0.1%
6211	agriculture	43	0.4%
6212	agronomy	122	1.3%
6213	animal husbandry	3	0.0%
6214	crop and livestock production	12	0.1%
6215	Crop science	2	0.0%
6216	fisheries	0	
6217	fishery science and technology	0	
6218	Food sciences	17	0.2%
6219	forestry and forest product techniques	19	0.2%
6220	horticulture and gardening	1	0.0%
6221	Irrigation and drainage	1	0.0%
6222	natural parks	0	
6223	Soil science	4	0.0%
6224	wildlife	0	
6229	Other Agriculture,forestry and fishery related training	4	0.0%
6410	veterinary assisting	7	0.1%
6411	veterinary medecine	48	0.5%
6412	Other veterinary related training	0	

**# C020A: ISCED Code**

Value	Label	Cases	Percentage
7210	Anaesthesiology	42	0.4%
7211	Biomedical and Laboratory sciences	251	2.6%
7212	Clinical Psychology	109	1.1%
7213	Community Medicine	7	0.1%
7214	cytology	2	0.0%
7215	Dental services	35	0.4%
7216	Ear Nose and Throat Surgery (ENT)	6	0.1%
7217	Epidemiology and Biostatistics	2	0.0%
7218	Family planing related training	3	0.0%
7219	Food technology and human nutrition	0	
7220	Health and behavioural sciences	2	0.0%
7221	Health policy and management	3	0.0%
7222	HIV related training	4	0.0%
7223	Hospital management	6	0.1%
7224	Human anatomy	2	0.0%
7225	hygiene	15	0.2%
7226	immunilogy and immunoematology	0	
7227	Internal medicine	10	0.1%
7228	Malaria related training	0	
7229	Medecine	114	1.2%
7230	Medical imaging sciences	13	0.1%
7231	Medical services	5	0.1%
7232	Medicine and surgery	4	0.0%
7233	Mental health/Psychiatry	41	0.4%
7234	midiwifery	86	0.9%
7235	neurology	4	0.0%
7236	Nursing	1803	18.6%
7237	nutrition	29	0.3%
7238	Obstrics and gynaecology	7	0.1%
7239	Ophthamology	14	0.1%
7240	ophthometry	0	
7241	Orthopaedics	4	0.0%
7242	Paediatrics	6	0.1%
7243	pathology	6	0.1%
7244	pharmacology	38	0.4%
7245	Physiology	2	0.0%
7246	Physiotherapy	22	0.2%
7247	PMTCT and SONI training	2	0.0%
7248	prosthetics	0	
7249	Public health	126	1.3%
7250	pyschiatry	0	
7251	Radiology and radiotherapy	21	0.2%
7252	rehabilitation	0	
7253	Reproductive health	0	
7254	surgary	6	0.1%

**# C020A: ISCED Code**

Value	Label	Cases	Percentage
7255	therapeutics	2	0.0%
7256	Tuberculosis related training	1	0.0%
7257	Other health related training	22	0.2%
7258	Cardiology	1	0.0%
7259	Dermatology	1	0.0%
7610	Social care	10	0.1%
7611	Psychotrauma Management	0	
7612	Social work	88	0.9%
8150	Beauty treatment	1	0.0%
8151	cleaning	0	
8152	cosmetic services	0	
8153	domestic science	0	
8154	dry-cleaning	0	
8155	hairdressing	12	0.1%
8156	hotel and catering	196	2.0%
8157	Hotel and Restaurant management	14	0.1%
8158	laundry	0	
8159	sports and leisure, physical education	0	
8160	Travel and tourism Management	19	0.2%
8161	travel, hospitality and tourism	15	0.2%
8169	other personal services	1	0.0%
8410	air crew	0	
8411	air traffic control	1	0.0%
8412	nautical sciences	0	
8413	postal service	0	
8414	railway operations	0	
8415	road motor vehicle operations	0	
8416	seamanship	0	
8417	ship's officer	0	
8419	Other transport services training	2	0.0%
8510	air and water pollution control	1	0.0%
8511	control and protection	8	0.1%
8512	environmental conservation	6	0.1%
8513	labour protection and security	0	
8519	Other environment protection training	2	0.0%
8610	civil security	3	0.0%
8611	criminology	1	0.0%
8612	fire-protection and fire fighting	0	
8613	military	1	0.0%
8614	police work and related law enforcement	0	
8615	Protection of property and person	1	0.0%
8619	Other security services training	0	
9999	Not known or unspecified	11	0.1%
Sysmiss		7671	

Warning: these figures indicate the number of cases found in the data file. They cannot be interpreted as summary statistics of the population of interest.

### # ISCED1C020A: ISCED-LEVELC020A

**Information** [Type= discrete] [Format=numeric] [Range= 0-99] [Missing=\*]

**Statistics [NW/ W]** [Valid=9674 /-] [Invalid=7671 /-]

Value	Label	Cases	Percentage
0	General Programes	0	
1	Education	326	3.4%
2	Humanities and Arts	272	2.8%
3	Social Sciences, Business and Law	3981	41.2%
4	Sciences	724	7.5%
5	Engineering ,Manufacturing and Construction	809	8.4%
6	Agriculture	290	3.0%
7	Health and Welfare	2977	30.8%
8	Services	284	2.9%
99	Not known or unspecified	11	0.1%
Sysmiss		7671	

*Warning: these figures indicate the number of cases found in the data file. They cannot be interpreted as summary statistics of the population of interest.*

### # ISCED2C020A: ISCED -LEVEL2C020A

**Information** [Type= discrete] [Format=numeric] [Range= 1-99] [Missing=\*]

**Statistics [NW/ W]** [Valid=9674 /-] [Invalid=7671 /-]

Value	Label	Cases	Percentage
1	Basic Program	0	
2	Literacy and Numeracy	0	
3	Personal development	0	
4	Teacher Training and education Science	326	3.4%
5	Arts	34	0.4%
6	Humanities	238	2.5%
7	Social and Behavioral Science	873	9.0%
8	Journalism and Information	40	0.4%
9	Business and Administration	2729	28.2%
10	Law	339	3.5%
11	Combined sciences	207	2.1%
12	Life Sciences	203	2.1%
13	Physical sciences	14	0.1%
14	Mathematics and statistics	24	0.2%
15	Computing	276	2.9%
16	Engineering and Engineering Trades	94	1.0%
17	Technical Vocational Studies	448	4.6%
18	Manufacturing and Processing	76	0.8%
19	Architecture and Building	191	2.0%
20	Agriculture, Forestry and Fishery	235	2.4%
21	Veterinary	55	0.6%
22	Health	2879	29.8%
23	Social Services	98	1.0%
24	personal Services	258	2.7%
25	Transport Services	3	0.0%
26	Environmental Protection	17	0.2%

### # ISCED2C020A: ISCED -LEVEL2C020A

Value	Label	Cases	Percentage
27	Security services	6	0.1%
99	Not known or unspecified	11	0.1%
Sysmiss		7671	

Warning: these figures indicate the number of cases found in the data file. They cannot be interpreted as summary statistics of the population of interest.

### # C021: Where did you got your highest level of education

<b>Information</b>	[Type= discrete] [Format=numeric] [Range= 1-9] [Missing=*]
<b>Statistics [NW/ W]</b>	[Valid=9698 /-] [Invalid=7647 /-]

Value	Label	Cases	Percentage
1	Rwanda	8049	83.0%
2	Other EAC countries	594	6.1%
3	Rest of Africa	804	8.3%
4	Europe	141	1.5%
5	Americas	38	0.4%
6	Asia	62	0.6%
7	Oceania	2	0.0%
9	Missing value	8	0.1%
Sysmiss		7647	

Warning: these figures indicate the number of cases found in the data file. They cannot be interpreted as summary statistics of the population of interest.

### # C030: Are you currently enrolled for further training (formal Education)?

<b>Information</b>	[Type= discrete] [Format=numeric] [Range= 1-9] [Missing=*]
<b>Statistics [NW/ W]</b>	[Valid=17345 /-] [Invalid=0 /-]

Value	Label	Cases	Percentage
1	Yes	2898	16.7%
2	No	14442	83.3%
9	Missing value	5	0.0%

Warning: these figures indicate the number of cases found in the data file. They cannot be interpreted as summary statistics of the population of interest.

### # C040: Field/type of training

<b>Information</b>	[Type= discrete] [Format=character] [Missing=*]
<b>Statistics [NW/ W]</b>	[Valid=2890 /-] [Invalid=0 /-]

### # C040A: ISCED code

<b>Information</b>	[Type= discrete] [Format=numeric] [Range= 110-9999] [Missing=*]
<b>Statistics [NW/ W]</b>	[Valid=2869 /-] [Invalid=14476 /-]

Value	Label	Cases	Percentage
110	Basic general program elementary	3	0.1%
120	Basic general program pre-primary	0	
130	Basic general program primary	12	0.4%
140	Basic general program secondary	1	0.0%
150	Basic special program pre-primary	0	
160	Lower secondary	16	0.6%
170	Upper secondary	4	0.1%
810	Simple and functional literacy, numeracy	7	0.2%
910	behavioural capacities	0	

**# C040A: ISCED code**

Value	Label	Cases	Percentage
920	Life orientation programmes	0	
930	Mental skills	0	
940	personal organizational capacities	0	
1410	Education science in Curriculum development in non-vocational	0	
1411	Education science in Educational research	14	0.5%
1412	Education science Testing and measurement	0	
1413	General and specialized teacher training programmes	7	0.2%
1414	teacher trainers and for handicapped children	1	0.0%
1415	Teacher training for adult education	0	
1416	Teacher training for non-vocational subject	7	0.2%
1417	Teacher training for practical	1	0.0%
1418	Teacher training for pre-school, kindergarten	0	
1419	Teacher training for Primary schools	4	0.1%
1420	Teacher training for vocational	4	0.1%
1421	Other education science	2	0.1%
2100	Fine art and design	4	0.1%
2110	Performing arts	2	0.1%
2120	Graphic and audio-visual arts	6	0.2%
2210	archaeology	0	
2211	Child development and child ministry (christian)	0	
2212	Christian ministry	9	0.3%
2213	comparative literature	0	
2214	Divinity (Christian)	1	0.0%
2215	English	145	5.1%
2216	ethics	0	
2217	Foreign languages, literature, communication and cultures	29	1.0%
2218	French	2	0.1%
2219	History	1	0.0%
2220	interpretation and translation	0	
2221	Islam and arabic	2	0.1%
2222	linguistics	1	0.0%
2223	Native languages	0	
2225	philosophy	0	
2226	Religion and theology	15	0.5%
2227	Religious Studies	3	0.1%
2228	Shariah	0	
2229	Swahiri	1	0.0%
2230	Theology (Christian)	64	2.2%
2239	Other humanities Not Elsewhere Classified (NEC)	1	0.0%
3111	economics	83	2.9%
3112	economic history	0	
3113	political science	3	0.1%
3114	sociology	38	1.3%
3115	demography	13	0.5%
3116	antropology (except physical antropology)	0	



**# C040A: ISCED code**

Value	Label	Cases	Percentage
3117	ethnology	1	0.0%
3118	futurology	0	
3119	pschology	5	0.2%
3120	geography(except physical geography)	3	0.1%
3121	peace and conflict studies	4	0.1%
3122	human rights	1	0.0%
3123	Gender studies	3	0.1%
3124	Human sciences	6	0.2%
3125	Social sciences	15	0.5%
3129	Other training in social and behavioural science	0	
3210	Journalism	16	0.6%
3220	library technician and science	0	
3230	technicians in museums and similar repositories	0	
3240	documentation techniques	0	
3250	archival sciences	0	
3410	accounting	287	10.0%
3411	auditing	6	0.2%
3412	banking	13	0.5%
3413	bookkeeping	0	
3414	Business administration	76	2.6%
3415	Business development	4	0.1%
3416	Community development	10	0.3%
3417	Cooperative management	3	0.1%
3418	Customer care services	8	0.3%
3419	Development studies	10	0.3%
3420	Enterprise management	10	0.3%
3421	finance	103	3.6%
3422	institutional administration	16	0.6%
3423	insurance	2	0.1%
3424	International business	8	0.3%
3425	Interpretnership	7	0.2%
3426	investment analysis	1	0.0%
3427	management	371	12.9%
3428	marketing	14	0.5%
3429	personnel administration	13	0.5%
3430	Procurement	3	0.1%
3431	Project management	24	0.8%
3432	public administration	13	0.5%
3433	public relations	7	0.2%
3434	real estate	0	
3435	retailing	2	0.1%
3436	Rural development	60	2.1%
3437	sales	3	0.1%
3438	secretarial and office work	3	0.1%
3439	Supply chain management	0	

**# C040A: ISCED code**

Value	Label	Cases	Percentage
3440	International taxation	3	0.1%
3449	Other training in business and administration	7	0.2%
3810	history of law	0	
3811	jurisprudence	0	
3812	law(general,international,labour,maritime,etc.)	65	2.3%
3813	local magistrates	0	
3814	notaire	0	
3819	Other low related training	1	0.0%
4100	Mathematics –Physics - Computer Science (MPC)	0	
4101	Mathematics –Chemistry - Biology (MCB)	1	0.0%
4102	Physics- Chemistry-Biology (PCB)	1	0.0%
4103	Mathematics-Physics-Geography (MPG)	0	
4104	Physics-Chemistry Mathematics (PCM)	0	
4105	Computer Science-Economics-Mathematics(CEM)	0	
4106	Mathematics-Economics-Geography (MEG)	3	0.1%
4107	History-Economics-Geography (HEG)	7	0.2%
4109	History-Economics-Literature (HEL)	0	
4110	Literature-Economics-Geography (LEG)	0	
4111	History-Geography –Literature combination (HGL)	0	
4112	Maths-Physics	0	
4119	Other combined sciences training	1	0.0%
4210	bacteriology	0	
4211	biochemistry	3	0.1%
4212	biology	4	0.1%
4213	biophysics	0	
4214	botany	0	
4215	entomology	0	
4216	genetics	0	
4217	microbiology	1	0.0%
4218	ornithology	0	
4219	toxicology	0	
4220	zoology	0	
4221	Zootechni	0	
4222	Biotechnology	25	0.9%
4239	other allied life sciences excluding clinical and veterinary s	1	0.0%
4410	Astronomy and space sciences	0	
4411	Chemistry and other allied subjects	0	
4412	geology	0	
4413	geophysics	0	
4414	marine science	0	
4415	meteorology and other atmospheric sciences including climati	0	
4416	mineralogy	0	
4417	palaeoecology	0	
4418	physical anthropology	0	
4419	physical geography and other geosciences	0	

**# C040A: ISCED code**

Value	Label	Cases	Percentage
4420	Physics and other allied subjects	0	
4421	vulcanology	0	
4429	Other Physical sciences related training	0	
4610	actuarial science	0	
4611	Mathematics	0	
4612	numercial analysis	0	
4613	operations research	0	
4614	statistics and other allied fields	2	0.1%
4810	Computer sciences:	77	2.7%
4811	Computer application programs training	9	0.3%
4812	Computer hardware related training	5	0.2%
4813	Electronics & computer science	1	0.0%
4814	Information communication and technology	58	2.0%
4815	IT management	35	1.2%
4816	Networking related training	3	0.1%
4817	Software development training	2	0.1%
5210	Aeronautical enginneering	0	
5211	Agricultural Engineering	1	0.0%
5212	Chemical Engineering	1	0.0%
5213	Computer engineering	0	
5214	elecricity engineering	0	
5215	electronics engineering	2	0.1%
5216	energy and chemical engineering	0	
5217	engineering drawing	0	
5218	Environmental and Biosystems Engineering	1	0.0%
5219	Fibre Optic Communications, Splicing & Termination	2	0.1%
5220	mechanics engineering	3	0.1%
5221	Medical engeneering	1	0.0%
5222	metal work engineering	0	
5223	Software engineering	0	
5224	surveying	2	0.1%
5225	Sustanable energy technology engineering	0	
5226	telecommunication engineering	4	0.1%
5227	Electromecanics	2	0.1%
5228	Hydraulic\$Pneumatics	0	
5230	Assembling and servicing	0	
5231	Driving	73	2.5%
5232	Electricity	13	0.5%
5233	Electronics	14	0.5%
5234	Fashion Design	1	0.0%
5235	General mechanics	7	0.2%
5236	Industrial mechanics	0	
5237	Leatherwork Technology	0	
5238	Metal Processing Technology	0	
5239	Motor Vehicle Mechanics	11	0.4%

**# C040A: ISCED code**

Value	Label	Cases	Percentage
5240	Motor vehicle technology	0	
5241	Painter and Sign Writer	0	
5242	Plant and Machine Maintenance	1	0.0%
5243	Plumbing & Pipe fitting	0	
5244	Pottery	0	
5245	Refrigeration and Air Conditioning	0	
5246	Sheet Metal Working	0	
5247	Welding and metal fabrication	3	0.1%
5248	Automobile electricity	0	
5249	Other craft trainings	1	0.0%
5410	clothes	3	0.1%
5411	food and drink processing	7	0.2%
5412	footwear	0	
5413	leather work	0	
5414	mining and extraction	1	0.0%
5415	Other materials(paper,plastic,glass,etc)	0	
5416	textiles	1	0.0%
5417	Woodwork	1	0.0%
5810	Architecture and urbanisme	4	0.1%
5811	building	0	
5812	civil engineering	10	0.3%
5813	construction	7	0.2%
5814	Construction Management and surveying	0	
5815	Masonry	1	0.0%
5816	Property valuation	0	
5817	Geotechnics	0	
5819	Engineering, manufacturing and construction Not Elsewhere CI	1	0.0%
6210	Agribusiness	3	0.1%
6211	agriculture	2	0.1%
6212	agronomy	5	0.2%
6213	animal husbandry	1	0.0%
6214	crop and livestock production	5	0.2%
6215	Crop science	1	0.0%
6216	fisheries	0	
6217	fishery science and technology	0	
6218	Food sciences	3	0.1%
6219	forestry and forest product techniques	1	0.0%
6220	horticulture and gardening	0	
6221	Irrigation and drainage	1	0.0%
6222	natural parks	0	
6223	Soil science	2	0.1%
6224	wildlife	0	
6229	Other Agriculture,forestry and fishery related training	0	
6410	veterinary assisting	0	
6411	veterinary medecine	1	0.0%

**# C040A: ISCED code**

Value	Label	Cases	Percentage
6412	Other veterinary related training	0	
7210	Anaesthesiology	8	0.3%
7211	Biomedical and Laboratory sciences	39	1.4%
7212	Clinical Psychology	44	1.5%
7213	Community Medicine	6	0.2%
7214	cytology	0	
7215	Dental services	2	0.1%
7216	Ear Nose and Throat Surgery (ENT)	0	
7217	Epidemiology and Biostatistics	10	0.3%
7218	Family planing related training	3	0.1%
7219	Food technology and human nutrition	0	
7220	Health and behavioural sciences	3	0.1%
7221	Health policy and management	3	0.1%
7222	HIV related training	11	0.4%
7223	Hospital management	5	0.2%
7224	Human anatomy	0	
7225	hygiene	2	0.1%
7226	immunilogy and immunoaematology	1	0.0%
7227	Internal medicine	0	
7228	Malaria related training	2	0.1%
7229	Medecine	7	0.2%
7230	Medical imaging sciences	3	0.1%
7231	Medical services	4	0.1%
7232	Medicine and surgery	1	0.0%
7233	Mental health/Psychiatry	0	
7234	midwifery	16	0.6%
7235	neurology	1	0.0%
7236	Nursing	215	7.5%
7237	nutrition	11	0.4%
7238	Obstrics and gynaecology	5	0.2%
7239	Opthamology	2	0.1%
7240	ophthometry	0	
7241	Orthopaedics	1	0.0%
7242	Paediatrics	1	0.0%
7243	pathology	0	
7244	pharmacology	6	0.2%
7245	Physiology	0	
7246	Physiotherapy	1	0.0%
7247	PMTCT and SONI training	4	0.1%
7248	prosthetics	0	
7249	Public health	164	5.7%
7250	pyschiatry	1	0.0%
7251	Radiology and radiotherapy	2	0.1%
7252	rehabilitation	1	0.0%
7253	Reproductive health	0	

**# C040A: ISCED code**

Value	Label	Cases	Percentage
7254	surgery	0	
7255	therapeutics	0	
7256	Tuberculosis related training	2	0.1%
7257	Other health related training	4	0.1%
7258	Cardiology	0	
7259	Dermatology	0	
7610	Social care	0	
7611	Psychotrauma Management	1	0.0%
7612	Social work	42	1.5%
8150	Beauty treatment	0	
8151	cleaning	2	0.1%
8152	cosmetic services	0	
8153	domestic science	0	
8154	dry-cleaning	0	
8155	hairdressing	3	0.1%
8156	hotel and catering	21	0.7%
8157	Hotel and Restaurant management	6	0.2%
8158	laundry	0	
8159	sports and leisure, physical education	2	0.1%
8160	Travel and tourism Management	14	0.5%
8161	travel, hospitality and tourism	5	0.2%
8169	other personal services	2	0.1%
8410	air crew	0	
8411	air traffic control	0	
8412	nautical sciences	0	
8413	postal service	0	
8414	railway operations	1	0.0%
8415	road motor vehicle operations	5	0.2%
8416	seamanship	0	
8417	ship's officer	0	
8419	Other transport services training	1	0.0%
8510	air and water pollution control	1	0.0%
8511	control and protection	0	
8512	environmental conservation	3	0.1%
8513	labour protection and security	0	
8519	Other environment protection training	0	
8610	civil security	4	0.1%
8611	criminology	0	
8612	fire-protection and fire fighting	0	
8613	military	1	0.0%
8614	police work and related law enforcement	0	
8615	Protection of property and person	1	0.0%
8619	Other security services training	0	
9999	Not known or unspecified	7	0.2%
Sysmiss		14476	

**# C040A: ISCED code***Warning: these figures indicate the number of cases found in the data file. They cannot be interpreted as summary statistics of the population of interest.***# ISCED1C040A: ISCED-LEVELC040A****Information** [Type= discrete] [Format=numeric] [Range= 0-9] [Missing=\*]**Statistics [NW/ W]** [Valid=2898 /-] [Invalid=14447 /-]

Value	Label	Cases	Percentage
0	General Programes	43	1.5%
1	Education	40	1.4%
2	Humanities and Arts	286	9.9%
3	Social Sciences, Business and Law	1344	46.4%
4	Sciences	239	8.2%
5	Engineering ,Manufacturing and Construction	179	6.2%
6	Agriculture	25	0.9%
7	Health and Welfare	634	21.9%
8	Services	72	2.5%
9	Not known or unspecified	36	1.2%
Sysmiss		14447	

*Warning: these figures indicate the number of cases found in the data file. They cannot be interpreted as summary statistics of the population of interest.***# ISCED2C040A: ISCED -LEVEL2C040A****Information** [Type= discrete] [Format=numeric] [Range= 1-99] [Missing=\*]**Statistics [NW/ W]** [Valid=2869 /-] [Invalid=14476 /-]

Value	Label	Cases	Percentage
1	Basic Program	36	1.3%
2	Literacy and Numeracy	7	0.2%
3	Personal development	0	
4	Teacher Training and education Science	40	1.4%
5	Arts	12	0.4%
6	Humanities	274	9.6%
7	Social and Behavioral Science	175	6.1%
8	Journalism and Information	16	0.6%
9	Business and Administration	1087	37.9%
10	Law	66	2.3%
11	Combined sciences	13	0.5%
12	Life Sciences	34	1.2%
13	Physical sciences	0	
14	Mathematics and statistics	2	0.1%
15	Computing	190	6.6%
16	Engineering and Engineering Trades	19	0.7%
17	Technical Vocational Studies	124	4.3%
18	Manufacturing and Processing	13	0.5%
19	Architecture and Building	23	0.8%
20	Agriculture, Forestry and Fishery	24	0.8%
21	Veterinary	1	0.0%
22	Health	591	20.6%
23	Social Services	43	1.5%
24	personal Services	55	1.9%

### # ISCED2C040A: ISCED -LEVEL2C040A

Value	Label	Cases	Percentage
25	Transport Services	7	0.2%
26	Environmental Protection	4	0.1%
27	Security services	6	0.2%
99	Not known or unspecified	7	0.2%
Sysmiss		14476	

Warning: these figures indicate the number of cases found in the data file. They cannot be interpreted as summary statistics of the population of interest.

### # C041: Anticipated qualification

<b>Information</b>	[Type= discrete] [Format=numeric] [Range= 1-99] [Missing=*]
--------------------	---

<b>Statistics [NW/ W]</b>	[Valid=2898 /-] [Invalid=14447 /-]
---------------------------	------------------------------------

Value	Label	Cases	Percentage
1	PhD/Doctorate	15	0.5%
2	Masters Degree	298	10.3%
3	Post Graduate Diploma	44	1.5%
4	Bachelors	1466	50.6%
5	Diploma level (A1)	295	10.2%
6	Certificate level (TVET)	36	1.2%
7	Secondary-A Level	78	2.7%
9	Missing value	0	
10	None	85	2.9%
11	Other (specify)	82	2.8%
12	Certificate	488	16.8%
99		11	0.4%
Sysmiss		14447	

Warning: these figures indicate the number of cases found in the data file. They cannot be interpreted as summary statistics of the population of interest.

### # C041S: Other-Specify

<b>Information</b>	[Type= discrete] [Format=character] [Missing=*]
--------------------	---

<b>Statistics [NW/ W]</b>	[Valid=83 /-] [Invalid=0 /-]
---------------------------	------------------------------

Value	Label	Cases	Percentage
.		1	1.2%
ACCA		1	1.2%
ADVANCED DIPLOMA INSURANCE		1	1.2%
ATGEREGE KUBONA		1	1.2%
BAULOVET		1	1.2%
BULLETIN		1	1.2%
CATEGORIE B		1	1.2%
CERTIFICAT INTERNATIONA		1	1.2%
CERTIFIED ACCOUTING		1	1.2%
DIPLOME		1	1.2%
DIPLOME D'ETUDES		1	1.2%



### # C041S: Other-Specify

Value	Label	Cases	Percentage
SUPER.EN DROI			
DRIVING LICENCE		2	2.4%
DRIVING LINCECE		1	1.2%
DVLPM RURAL		1	1.2%
GENDER AND DEVELOPMENT		1	1.2%
GUSIGWA AMAVUTA		1	1.2%
NTABIZI		1	1.2%
NTABWO ABIZI		1	1.2%
PAMIS DE CONDUITE		1	1.2%
PERMI DEFINITIF		1	1.2%
PERMIE PROVISOIR		1	1.2%
PERMIS		2	2.4%
PERMIS DE CONDUIRE		28	33.7%
PERMIS DE CONDUIRE PROVISOIRE		1	1.2%
PERMIS DEFINITIF		3	3.6%
PERMIS DEFINITIF DE CONDUIRE		1	1.2%
PERMIS PROVISOIRE		2	2.4%
PERMIT DE CONDUIRE		6	7.2%
PERMIT DE CONDUIRE CATEGORIE B		1	1.2%
PERMIT DE CONDUIRE PROVISOIRE		1	1.2%
PERMIT DEFINITIF		2	2.4%
PRIME- PROVISIORE		1	1.2%
PROFESIONAL ACOUNTANT SERTIFIC		1	1.2%
PROFFESIONAL COURSE		1	1.2%
PROVISOIRE		4	4.8%

<b># C041S: Other-Specify</b>			
<b>Value</b>	<b>Label</b>	<b>Cases</b>	<b>Percentage</b>
PROVISOIREAL DRIVING LICENCE		1	1.2%
QUALIFIED ACCOUNTANT		1	1.2%
RECOGNIZED QUALIFICATION ACCOU		1	1.2%
TRONC COMMUN		1	1.2%
URUHUSHYA RWOGUTWARA IMODOKA		2	2.4%
URUHUSHYAR IMODOKA		1	1.2%
<i>Warning: these figures indicate the number of cases found in the data file. They cannot be interpreted as summary statistics of the population of interest.</i>			
<b># D010: Have you received any other kind of training since you joined your current employer?</b>			
<b>Information</b>	[Type= discrete] [Format=numeric] [Range= 1-9] [Missing=*]		
<b>Statistics [NW/ W]</b>	[Valid=17345 /-] [Invalid=0 /-]		
<b>Value</b>	<b>Label</b>	<b>Cases</b>	<b>Percentage</b>
1	Yes	8412	48.5%
2	No	8930	51.5%
9	Missing value	3	0.0%
<i>Warning: these figures indicate the number of cases found in the data file. They cannot be interpreted as summary statistics of the population of interest.</i>			
<b># D020: What was the major field of training?</b>			
<b>Information</b>	[Type= discrete] [Format=character] [Missing=*]		
<b>Statistics [NW/ W]</b>	[Valid=8401 /-] [Invalid=0 /-]		
<b># D020A: ISCED</b>			
<b>Information</b>	[Type= discrete] [Format=numeric] [Range= 110-9999] [Missing=*]		
<b>Statistics [NW/ W]</b>	[Valid=8392 /-] [Invalid=8953 /-]		
<b>Value</b>	<b>Label</b>	<b>Cases</b>	<b>Percentage</b>
110	Basic general program elementary	0	
120	Basic general program pre-primary	0	
130	Basic general program primary	0	
140	Basic general program secondary	0	
150	Basic special program pre-primary	1	0.0%
160	Lower secondary	1	0.0%
170	Upper secondary	0	
810	Simple and functional literacy, numeracy	2	0.0%
910	behavioural capacities	4	0.0%
920	Life orientation programmes	0	
930	Mental skills	0	
940	personal organizational capacities	0	
1410	Education science in Curriculum development in non-vocational	1	0.0%
1411	Education science in Educational research	10	0.1%
1412	Education science Testing and measurement	1	0.0%

**# D020A: ISCED**

Value	Label	Cases	Percentage
1413	General and specialized teacher training programmes	8	0.1%
1414	teacher trainers and for handicapped children	2	0.0%
1415	Teacher training for adult education	1	0.0%
1416	Teacher training for non-vocational subject	0	
1417	Teacher training for practical	0	
1418	Teacher training for pre-school,kindergarten	2	0.0%
1419	Teacher training for Primary schools	1	0.0%
1420	Teacher training for vocational	4	0.0%
1421	Other education science	2	0.0%
2100	Fine art and design	5	0.1%
2110	Performing arts	3	0.0%
2120	Graphic and audio-visual arts	24	0.3%
2210	archaeology	0	
2211	Child development and child ministry (christian)	1	0.0%
2212	Christian ministry	72	0.9%
2213	comparative literature	0	
2214	Divinity (Christian)	1	0.0%
2215	English	44	0.5%
2216	ethics	2	0.0%
2217	Foreign languages, literature, communication and cultures	15	0.2%
2218	French	1	0.0%
2219	History	2	0.0%
2220	interpretation and translation	2	0.0%
2221	Islam and arabic	3	0.0%
2222	linguistics	1	0.0%
2223	Native languages	0	
2225	philosophy	0	
2226	Religion and theology	61	0.7%
2227	Religious Studies	41	0.5%
2228	Shariah	0	
2229	Swahiri	1	0.0%
2230	Theology (Christian)	108	1.3%
2239	Other humanities Not Elsewhere Classified (NEC)	14	0.2%
3111	economics	3	0.0%
3112	economic history	0	
3113	political science	16	0.2%
3114	sociology	10	0.1%
3115	demography	0	
3116	antropology (except physical antropology)	0	
3117	ethnology	0	
3118	futurology	0	
3119	pschology	3	0.0%
3120	geography(except physical geography)	8	0.1%
3121	peace and conflict studies	32	0.4%
3122	human rights	26	0.3%

**# D020A: ISCED**

Value	Label	Cases	Percentage
3123	Gender studies	81	1.0%
3124	Human sciences	1	0.0%
3125	Social sciences	16	0.2%
3129	Other training in social and behavioural science	9	0.1%
3210	Journalism	37	0.4%
3220	library technician and science	5	0.1%
3230	technicians in museums and similar repositories	0	
3240	documentation techniques	6	0.1%
3250	archival sciences	6	0.1%
3410	accounting	320	3.8%
3411	auditing	50	0.6%
3412	banking	170	2.0%
3413	bookkeeping	3	0.0%
3414	Business administration	17	0.2%
3415	Business development	24	0.3%
3416	Community development	13	0.2%
3417	Cooperative management	28	0.3%
3418	Customer care services	552	6.6%
3419	Development studies	3	0.0%
3420	Enterprise management	7	0.1%
3421	finance	100	1.2%
3422	institutional administration	128	1.5%
3423	insurance	33	0.4%
3424	International business	10	0.1%
3425	Interpreneurship	34	0.4%
3426	investment analysis	6	0.1%
3427	management	325	3.9%
3428	marketing	33	0.4%
3429	personnel administration	72	0.9%
3430	Procurement	59	0.7%
3431	Project management	57	0.7%
3432	public administration	99	1.2%
3433	public relations	8	0.1%
3434	real estate	0	
3435	retailing	10	0.1%
3436	Rural development	15	0.2%
3437	sales	9	0.1%
3438	secretarial and office work	36	0.4%
3439	Supply chain management	4	0.0%
3440	International taxation	65	0.8%
3449	Other training in business and administration	77	0.9%
3810	history of law	1	0.0%
3811	jurisprudence	0	
3812	law(general,international,labour,maritime,etc.)	150	1.8%
3813	local magistrates	4	0.0%

**# D020A: ISCED**

Value	Label	Cases	Percentage
3814	notaire	4	0.0%
3819	Other low related training	41	0.5%
4100	Mathematics –Physics - Computer Science (MPC)	0	
4101	Mathematics –Chemistry - Biology (MCB)	0	
4102	Physics- Chemistry-Biology (PCB)	0	
4103	Mathematics-Physics-Geography (MPG)	0	
4104	Physics-Chemistry Mathematics (PCM)	0	
4105	Computer Science-Economics-Mathematics(CEM)	0	
4106	Mathematics-Economics-Geography (MEG)	0	
4107	History-Economics-Geography (HEG)	0	
4109	History-Economics-Literature (HEL)	0	
4110	Literature-Economics-Geography (LEG)	0	
4111	History-Geography –Literature combination (HGL)	0	
4112	Maths-Physics	0	
4119	Other combined sciences training	0	
4210	bacteriology	3	0.0%
4211	biochemistry	11	0.1%
4212	biology	2	0.0%
4213	biophysics	0	
4214	botany	2	0.0%
4215	entomology	0	
4216	genetics	1	0.0%
4217	microbiology	3	0.0%
4218	ornithology	1	0.0%
4219	toxicology	0	
4220	zoology	0	
4221	Zootechni	0	
4222	Biotechnology	6	0.1%
4239	other allied life sciences excluding clinical and veterinary s	2	0.0%
4410	Astronomy and space sciences	0	
4411	Chemistry and other allied subjects	1	0.0%
4412	geology	1	0.0%
4413	geophysics	0	
4414	marine science	0	
4415	meteorology and other atmospheric sciences including climati	1	0.0%
4416	mineralogy	1	0.0%
4417	palaeoecology	0	
4418	physical anthropology	0	
4419	physical geography and other geosciences	0	
4420	Physics and other allied subjects	1	0.0%
4421	vulcanology	0	
4429	Other Physical sciences related training	2	0.0%
4610	actuarial science	0	
4611	Mathematics	2	0.0%
4612	numercal analysis	2	0.0%

**# D020A: ISCED**

Value	Label	Cases	Percentage
4613	operations research	0	
4614	statistics and other allied fields	35	0.4%
4810	Computer sciences:	114	1.4%
4811	Computer application programs training	114	1.4%
4812	Computer hardware related training	5	0.1%
4813	Electronics & computer science	1	0.0%
4814	Information communication and technology	100	1.2%
4815	IT management	39	0.5%
4816	Networking related training	16	0.2%
4817	Software development training	39	0.5%
5210	Aeronautical engineering	0	
5211	Agricultural Engineering	1	0.0%
5212	Chemical Engineering	0	
5213	Computer engineering	0	
5214	electricity engineering	2	0.0%
5215	electronics engineering	3	0.0%
5216	energy and chemical engineering	0	
5217	engineering drawing	0	
5218	Environmental and Biosystems Engineering	2	0.0%
5219	Fibre Optic Communications, Splicing & Termination	2	0.0%
5220	mechanics engineering	2	0.0%
5221	Medical engineering	2	0.0%
5222	metal work engineering	0	
5223	Software engineering	1	0.0%
5224	surveying	4	0.0%
5225	Sustainable energy technology engineering	1	0.0%
5226	telecommunication engineering	6	0.1%
5227	Electromecanics	1	0.0%
5228	Hydraulic&Pneumatics	0	
5230	Assembling and servicing	6	0.1%
5231	Driving	27	0.3%
5232	Electricity	33	0.4%
5233	Electronics	9	0.1%
5234	Fashion Design	1	0.0%
5235	General mechanics	26	0.3%
5236	Industrial mechanics	12	0.1%
5237	Leatherwork Technology	0	
5238	Metal Processing Technology	1	0.0%
5239	Motor Vehicle Mechanics	27	0.3%
5240	Motor vehicle technology	1	0.0%
5241	Painter and Sign Writer	3	0.0%
5242	Plant and Machine Maintenance	22	0.3%
5243	Plumbing & Pipe fitting	29	0.3%
5244	Pottery	0	
5245	Refrigeration and Air Conditioning	1	0.0%

**# D020A: ISCED**

Value	Label	Cases	Percentage
5246	Sheet Metal Working	0	
5247	Welding and metal fabrication	11	0.1%
5248	Automobile electricity	0	
5249	Other craft trainings	21	0.3%
5410	clothes	7	0.1%
5411	food and drink processing	85	1.0%
5412	footwear	0	
5413	leather work	3	0.0%
5414	mining and extraction	16	0.2%
5415	Other materials(paper,plastic,glass,etc)	11	0.1%
5416	textiles	11	0.1%
5417	Woodwork	19	0.2%
5810	Architecture and urbanisme	10	0.1%
5811	building	9	0.1%
5812	civil engineering	2	0.0%
5813	construction	16	0.2%
5814	Construction Management and surveying	2	0.0%
5815	Masonry	0	
5816	Property valuation	0	
5817	Geotechnics	0	
5819	Engineering, manufacturing and construction Not Elsewhere CI	5	0.1%
6210	Agribusiness	10	0.1%
6211	agriculture	74	0.9%
6212	agronomy	14	0.2%
6213	animal husbandry	9	0.1%
6214	crop and livestock production	35	0.4%
6215	Crop science	9	0.1%
6216	fisheries	0	
6217	fishery science and technology	1	0.0%
6218	Food sciences	26	0.3%
6219	forestry and forest product techniques	8	0.1%
6220	horticulture and gardening	6	0.1%
6221	Irrigation and drainage	5	0.1%
6222	natural parks	5	0.1%
6223	Soil science	7	0.1%
6224	wildlife	1	0.0%
6229	Other Agriculture,forestry and fishery related training	41	0.5%
6410	veterinary assisting	4	0.0%
6411	veterinary medecine	7	0.1%
6412	Other veterinary related training	5	0.1%
7210	Anaesthesiology	29	0.3%
7211	Biomedical and Laboratory sciences	110	1.3%
7212	Clinical Psychology	18	0.2%
7213	Community Medicine	9	0.1%
7214	cytology	0	

**# D020A: ISCED**

Value	Label	Cases	Percentage
7215	Dental services	8	0.1%
7216	Ear Nose and Throat Surgery (ENT)	1	0.0%
7217	Epidemiology and Biostatistics	13	0.2%
7218	Family planing related training	218	2.6%
7219	Food technology and human nutrition	9	0.1%
7220	Health and behavioural sciences	3	0.0%
7221	Health policy and management	44	0.5%
7222	HIV related training	641	7.6%
7223	Hospital management	30	0.4%
7224	Human anatomy	0	
7225	hygiene	214	2.6%
7226	immunilogy and immunoaematology	11	0.1%
7227	Internal medicine	4	0.0%
7228	Malaria related training	229	2.7%
7229	Medecine	16	0.2%
7230	Medical imaging sciences	7	0.1%
7231	Medical services	64	0.8%
7232	Medicine and surgery	7	0.1%
7233	Mental health/Psychiatry	43	0.5%
7234	midiwifery	98	1.2%
7235	neurology	9	0.1%
7236	Nursing	74	0.9%
7237	nutrition	77	0.9%
7238	Obstrics and gynaecology	42	0.5%
7239	Opthamology	9	0.1%
7240	ophthometry	0	
7241	Orthopaedics	5	0.1%
7242	Paediatrics	72	0.9%
7243	pathology	5	0.1%
7244	pharmacology	79	0.9%
7245	Physiology	0	
7246	Physiotherapy	6	0.1%
7247	PMTCT and SONI training	206	2.5%
7248	prosthetics	0	
7249	Public health	17	0.2%
7250	pyschiatry	1	0.0%
7251	Radiology and radiotherapy	9	0.1%
7252	rehabilitation	1	0.0%
7253	Reproductive health	8	0.1%
7254	surgary	27	0.3%
7255	therapeutics	3	0.0%
7256	Tiberculosis related training	156	1.9%
7257	Other health related training	281	3.3%
7258	Cardiology	5	0.1%
7259	Dermatology	2	0.0%



**# D020A: ISCED**

Value	Label	Cases	Percentage
7610	Social care	69	0.8%
7611	Psychotrauma Management	29	0.3%
7612	Social work	115	1.4%
8150	Beauty traitment	2	0.0%
8151	cleaning	123	1.5%
8152	cosmetic services	1	0.0%
8153	domestic science	0	
8154	dry-cleaning	10	0.1%
8155	hairdressing	16	0.2%
8156	hotel and catering	119	1.4%
8157	Hotel and Restaurant management	7	0.1%
8158	laundry	1	0.0%
8159	sports and leisure, physical education	6	0.1%
8160	Travel and tourism Management	11	0.1%
8161	travel, hospitality and tourism	8	0.1%
8169	other personal services	38	0.5%
8410	air crew	3	0.0%
8411	air traffic control	4	0.0%
8412	nautical sciences	3	0.0%
8413	postal service	4	0.0%
8414	railway operations	0	
8415	road motor vehicle operations	2	0.0%
8416	seamanship	1	0.0%
8417	ship's officer	0	
8419	Other transport services training	7	0.1%
8510	air and water pollution control	5	0.1%
8511	control and protetion	22	0.3%
8512	environmental conservation	12	0.1%
8513	labour protection and security	3	0.0%
8519	Other environment protection training	4	0.0%
8610	civil security	134	1.6%
8611	criminology	2	0.0%
8612	fire-protection and fire fighting	42	0.5%
8613	military	9	0.1%
8614	police work and related law enforcement	8	0.1%
8615	Protection of property and person	43	0.5%
8619	Other security services training	9	0.1%
9999	Not known or unspecified	108	1.3%
Sysmiss		8953	

Warning: these figures indicate the number of cases found in the data file. They cannot be interpreted as summary statistics of the population of interest.

**# ISCED1D020A: ISCED-LEVELD020A**

<b>Information</b>	[Type= discrete] [Format=numeric] [Range= 0-9] [Missing=*]
<b>Statistics [NW/ W]</b>	[Valid=8412 /-] [Invalid=8933 /-]

### # ISCED1D020A: ISCED-LEVELD020A

Value	Label	Cases	Percentage
0	General Programes	8	0.1%
1	Education	32	0.4%
2	Humanities and Arts	401	4.8%
3	Social Sciences, Business and Law	2826	33.6%
4	Sciences	505	6.0%
5	Engineering ,Manufacturing and Construction	453	5.4%
6	Agriculture	267	3.2%
7	Health and Welfare	3133	37.2%
8	Services	659	7.8%
9	Not known or unspecified	128	1.5%
Sysmiss		8933	

Warning: these figures indicate the number of cases found in the data file. They cannot be interpreted as summary statistics of the population of interest.

### # ISCED2D020A: ISCED -LEVEL2D020A

**Information** [Type= discrete] [Format=numeric] [Range= 1-99] [Missing=\*]

**Statistics [NW/ W]** [Valid=8392 /-] [Invalid=8953 /-]

Value	Label	Cases	Percentage
1	Basic Program	2	0.0%
2	Literacy and Numeracy	2	0.0%
3	Personal development	4	0.0%
4	Teacher Training and education Science	32	0.4%
5	Arts	32	0.4%
6	Humanities	369	4.4%
7	Social and Behavioral Science	205	2.4%
8	Journalism and Information	54	0.6%
9	Business and Administration	2367	28.2%
10	Law	200	2.4%
11	Combined sciences	0	
12	Life Sciences	31	0.4%
13	Physical sciences	7	0.1%
14	Mathematics and statistics	39	0.5%
15	Computing	428	5.1%
16	Engineering and Engineering Trades	27	0.3%
17	Technical Vocational Studies	230	2.7%
18	Manufacturing and Processing	152	1.8%
19	Architecture and Building	44	0.5%
20	Agriculture, Forestry and Fishery	251	3.0%
21	Veterinary	16	0.2%
22	Health	2920	34.8%
23	Social Services	213	2.5%
24	personal Services	342	4.1%
25	Transport Services	24	0.3%
26	Environmental Protection	46	0.5%
27	Security services	247	2.9%
99	Not known or unspecified	108	1.3%

<b># ISCED2D020A: ISCED -LEVEL2D020A</b>			
<b>Value</b>	<b>Label</b>	<b>Cases</b>	<b>Percentage</b>
Sysmiss		8953	
<i>Warning: these figures indicate the number of cases found in the data file. They cannot be interpreted as summary statistics of the population of interest.</i>			
<b># D030: Year of Training</b>			
<b>Information</b>	[Type= continuous] [Format=numeric] [Range= 1970-9999] [Missing=*]		
<b>Statistics [NW/ W]</b>	[Valid=8412 /-] [Invalid=8933 /-] [Mean=2143.587 /-] [StdDev=1025.716 /-]		
<b># D030_INT: Year of training in interval</b>			
<b>Information</b>	[Type= discrete] [Format=numeric] [Range= 1-7] [Missing=*]		
<b>Statistics [NW/ W]</b>	[Valid=8412 /-] [Invalid=8933 /-]		
<b>Value</b>	<b>Label</b>	<b>Cases</b>	<b>Percentage</b>
1	Before 2007	876	10.4%
2	2008	464	5.5%
3	2009	729	8.7%
4	2010	1750	20.8%
5	2011	4319	51.3%
6	2012	133	1.6%
7	Not specified	141	1.7%
Sysmiss		8933	
<i>Warning: these figures indicate the number of cases found in the data file. They cannot be interpreted as summary statistics of the population of interest.</i>			
<b># D040: What was the mean of training?</b>			
<b>Information</b>	[Type= discrete] [Format=numeric] [Range= 1-9] [Missing=*]		
<b>Statistics [NW/ W]</b>	[Valid=8412 /-] [Invalid=8933 /-]		
<b>Value</b>	<b>Label</b>	<b>Cases</b>	<b>Percentage</b>
1	Apprenticeship	1331	15.8%
2	Formal training institution	2196	26.1%
3	On the Job	4809	57.2%
4	Other (specify )	71	0.8%
9	Missing value	5	0.1%
Sysmiss		8933	
<i>Warning: these figures indicate the number of cases found in the data file. They cannot be interpreted as summary statistics of the population of interest.</i>			
<b># D040S: Other-Specify</b>			
<b>Information</b>	[Type= discrete] [Format=character] [Missing=*]		
<b>Statistics [NW/ W]</b>	[Valid=69 /-] [Invalid=0 /-]		
<b>Value</b>	<b>Label</b>	<b>Cases</b>	<b>Percentage</b>
0		1	1.4%
1		1	1.4%
20		1	1.4%
AHANTU HARI HAGENWE		1	1.4%
AHANTU HARI HATEGANIJWE		1	1.4%
BAHUGURIWE MURI HOTEL DEREVA R		1	1.4%

# D040S: Other-Specify

Value	Label	Cases	Percentage
BAKORESHEJE AHANTU HO GUHUGURI		1	1.4%
BASHATSE HOTEL BAYAKORERAN		1	1.4%
FRENCH,KINYA		1	1.4%
GUFATAKIMWE ABABANA N'UBWANDU		1	1.4%
GUHUGURIRWA MU GASHAMI K'IKIGO		1	1.4%
GUHURIMWA ABA COMPTABLE		1	1.4%
GUHURIRA HAMWE		1	1.4%
GUHURIZA ABAKOZI HAMWE UKABAHU		1	1.4%
GUHURIZA ABANTU HAMWE		1	1.4%
GUHURIZA HAMWE ABAHUGURWA		1	1.4%
GUHURIZA HAMWE ABAKOZI		2	2.9%
GUHURIZA HAMWE ABAKOZI GUHUGUR		1	1.4%
GUHUZA SERVICE ZIKORERWA/ HOTEL		1	1.4%
HANZE Y'IGIHUGU		1	1.4%
HANZE Y'URWANDA		1	1.4%
HOTEL		1	1.4%
HOTEL MUHABURA (RUHENGERI)		1	1.4%
IBYEREKERAN' NA HYGIENNE		1	1.4%
KMH(KANOMB MILITARY HOSPITAL)		1	1.4%
KU KARERE		1	1.4%
KU KARERE KA GAKENKE		1	1.4%

# D040S: Other-Specify

Value	Label	Cases	Percentage
KUBAHIRIZA HAMWE		1	1.4%
KUBAHURIRA HAMWE		1	1.4%
KUBAHURIZA HAMWE		6	8.7%
KUBAHURIZA HAMWE BAGAHUGURW		1	1.4%
KUBAHURIZA HAMWE BAKABAGURIR		1	1.4%
KUBAHURIZA HAMWE BAKABAHUGU		4	5.8%
KUJYA KUKARERE		1	1.4%
KUJYA KUKICARO CYA ADEPR GIKUR		1	1.4%
KUJYA MURI ADEPR MUSANZE		1	1.4%
KUJYA MURI ADEPR RUHENGARI		1	1.4%
KUJYA MURI HOPITAL MUGAHUGURII		1	1.4%
KUMENYESHA UBURENGANZI ABANA		1	1.4%
MINISANTE YAHUGURIWE KURI HOP.		1	1.4%
MU KARERE		1	1.4%
MUMAHANGA MUGUHUGURII UMURIMO		1	1.4%
MURI HOPITAL YA NEMBA		1	1.4%
MURI HOTEL		2	2.9%
NTA KINDI GIHUGU		1	1.4%
OMS		1	1.4%
RWANDA REVENUE		1	1.4%
SEMINAIRE		1	1.4%
TWAHUGUWE MU RWEGO RWITORERO		1	1.4%
URUGENDO SHURI		1	1.4%

<b># D040S: Other-Specify</b>			
<b>Value</b>	<b>Label</b>	<b>Cases</b>	<b>Percentage</b>
URUGENDOSHU		1	1.4%
YABEREYE ADEPR RUHENGARI		1	1.4%
YAHUGURIWE MU KARERE KA HUYE		1	1.4%
YAHUGURIWE MURI ADC I KIGALI		1	1.4%
YAHUGURIWE MURI HOPITAL NEMBA		1	1.4%
YAHUGURIWE RUSHASHI SECTOR		1	1.4%
ZONE YA NEMBA		1	1.4%
fid		1	1.4%
igendashuri hanze		1	1.4%
<i>Warning: these figures indicate the number of cases found in the data file. They cannot be interpreted as summary statistics of the population of interest.</i>			
<b># D050: Duration in months</b>			
<b>Information</b>	[Type= continuous] [Format=numeric] [Range= 0-98] [Missing=* /99]		
<b>Statistics [NW/ W]</b>	[Valid=8408 /-] [Invalid=8937 /-] [Mean=0.783 /-] [StdDev=3.64 /-]		
<b># D050_INT: MONTHS DURATION INT INTERVAL</b>			
<b>Information</b>	[Type= discrete] [Format=numeric] [Range= 1-5] [Missing=*]		
<b>Statistics [NW/ W]</b>	[Valid=8412 /-] [Invalid=8933 /-]		
<b>Value</b>	<b>Label</b>	<b>Cases</b>	<b>Percentage</b>
1	Less than 1Month	6679	79.4%
2	1Month	899	10.7%
3	2 Months	229	2.7%
4	3 Months	231	2.7%
5	4 Months and above	374	4.4%
Sysmiss		8933	
<i>Warning: these figures indicate the number of cases found in the data file. They cannot be interpreted as summary statistics of the population of interest.</i>			
<b># D060: What is your qualification from the additional training?</b>			
<b>Information</b>	[Type= discrete] [Format=numeric] [Range= 1-99] [Missing=*]		
<b>Statistics [NW/ W]</b>	[Valid=8412 /-] [Invalid=8933 /-]		
<b>Value</b>	<b>Label</b>	<b>Cases</b>	<b>Percentage</b>
1	PhD/Doctorate	0	
2	Masters Degree	2	0.0%
3	Post Graduate Diploma	2	0.0%
4	Bachelors	2	0.0%
5	Diploma level (A1)	3	0.0%
6	Certificate level (TVET)	0	

<b># D060: What is your qualification from the additional training?</b>			
<b>Value</b>	<b>Label</b>	<b>Cases</b>	<b>Percentage</b>
7	Secondary-A Level	2	0.0%
10	None	4410	52.4%
11	Other (specify)	21	0.2%
12	Certificate	3967	47.2%
99	Missing value	3	0.0%
System		8933	

*Warning: these figures indicate the number of cases found in the data file. They cannot be interpreted as summary statistics of the population of interest.*

**# D060S: Other-Specify**

<b>Information</b>	[Type= discrete] [Format=character] [Missing=*]
--------------------	---

<b>Statistics [NW/ W]</b>	[Valid=19 /-] [Invalid=0 /-]
---------------------------	------------------------------

<b>Value</b>	<b>Label</b>	<b>Cases</b>	<b>Percentage</b>
11store keeping		1	5.3%
1ELECTRONICS HEALTH		1	5.3%
AMAHUGURWA/ARACYAKORWA		1	5.3%
ARACYAKOME		1	5.3%
ARAYITEGERE		1	5.3%
BAHAWE IBITABO BIBAFASHA KWIHU		1	5.3%
BAPIMA IBYO BIZAMINI		1	5.3%
BARACYARIM		1	5.3%
BARACYAYARI		1	5.3%
BARIMO GUTEGURA SERTIFICATE		1	5.3%
Brevet des brancadiers		1	5.3%
CATRE DE PARTICIPATION		1	5.3%
CN COURS		1	5.3%
DIPLOME		2	10.5%
EN COURS		1	5.3%
IBITABO BYO KWIGISHIRIZA		1	5.3%
NTARAYIHABWA ARIKO IRATEGANIJWA		1	5.3%
recommendation letter		1	5.3%

*Warning: these figures indicate the number of cases found in the data file. They cannot be interpreted as summary statistics of the population of interest.*

**# D070: Where were you trained?**

<b>Information</b>	[Type= discrete] [Format=numeric] [Range= 1-9] [Missing=*]
--------------------	--

<b>Statistics [NW/ W]</b>	[Valid=8412 /-] [Invalid=8933 /-]
---------------------------	-----------------------------------

### # D070: Where were you trained?

Value	Label	Cases	Percentage
1	Rwanda	7988	95.0%
2	Other EAC countries	166	2.0%
3	Rest of Africa	100	1.2%
4	Europe	81	1.0%
5	Americas	21	0.2%
6	Asia	49	0.6%
7	Oceania	4	0.0%
9	Missing value	3	0.0%
Sysmiss		8933	

Warning: these figures indicate the number of cases found in the data file. They cannot be interpreted as summary statistics of the population of interest.

### # D071: Did that training improve your performance?

<b>Information</b>	[Type= discrete] [Format=numeric] [Range= 1-9] [Missing=*]
<b>Statistics [NW/ W]</b>	[Valid=8412 /-] [Invalid=8933 /-]

Value	Label	Cases	Percentage
1	Yes	8292	98.6%
2	No	117	1.4%
9	Missing value	3	0.0%
Sysmiss		8933	

Warning: these figures indicate the number of cases found in the data file. They cannot be interpreted as summary statistics of the population of interest.

### # D072: If you did not take part in any training, please indicate why.

<b>Information</b>	[Type= discrete] [Format=numeric] [Range= 1-9] [Missing=*]
<b>Statistics [NW/ W]</b>	[Valid=8931 /-] [Invalid=8414 /-]

Value	Label	Cases	Percentage
1	No training policy	2228	24.9%
2	No training for my job profile	2184	24.5%
3	Not offered to me personally	4086	45.8%
4	Offered to me, but refused	62	0.7%
5	No need	186	2.1%
6	Other (specify)	184	2.1%
9	Missing value	1	0.0%
Sysmiss		8414	

Warning: these figures indicate the number of cases found in the data file. They cannot be interpreted as summary statistics of the population of interest.

### # D072S: Other-Specify

<b>Information</b>	[Type= discrete] [Format=character] [Missing=*]
<b>Statistics [NW/ W]</b>	[Valid=181 /-] [Invalid=0 /-]

Value	Label	Cases	Percentage
AGATANGIYE VUBA		1	0.6%
AHAMAZE IGIHE GITO		4	2.2%
AKAZI KENSHI		5	2.8%
AKAZI N'IZINDI		1	0.6%



# D072S: Other-Specify

Value	Label	Cases	Percentage
MPAMVU ZINYURAN			
AMAHGURWA NI MAKE,NTARAG		1	0.6%
AMAHORO		1	0.6%
AMAHUGURWA/ ABAMAKE NURSE BENS		1	0.6%
AMAZE IGIHE GITO		3	1.7%
AMAZE IGIHE GITO MU KAZI		1	0.6%
ARACYARI MUSHYA		6	3.3%
ARACYARI MUSHYA MU KAZI		1	0.6%
ARACYARI MUSHYA NIBWO AGITANGI		1	0.6%
ARACYARI MUSHYASHYA		3	1.7%
ARACYARI MW'IGERAGEZ'		1	0.6%
ARACYARIMUS		1	0.6%
ARAHUGURA		1	0.6%
ATANGIYE VUBA		4	2.2%
BABONYE NTABIKIWIYE		1	0.6%
BARAYAPANG/ ARIKO WE NTARAYABO		1	0.6%
BARAYATEGAN ARIKO NTARATANGW		1	0.6%
BAYAGIYEMO ARWAYE		1	0.6%
BAYATANZE NDWAYE		1	0.6%
BIRATEGANWA		1	0.6%
BIRATEGANYIJ		1	0.6%
BIRI MURI GAHUNDA		1	0.6%
BUDGET IDAHAGIJE		1	0.6%
CONGE		1	0.6%
GUKORA URI UMWE		1	0.6%
HABANJE IKICIRO CYA MBERE		1	0.6%

# D072S: Other-Specify

Value	Label	Cases	Percentage
HAFUNGUYE VUBA		1	0.6%
HASHIZE IGIHE GITO AHATANGIYE		1	0.6%
HE WAS BUSY		1	0.6%
IGIHE BAYATANGAG. YARI ARWAYE		1	0.6%
IGIHE GITO AMAZE MU KAZI		2	1.1%
IGIHE GITO AMAZEMUKAZ		1	0.6%
IGIHE GITO MPAMAZE		1	0.6%
IGIHE NTIKIRAGERA		1	0.6%
IGIHE NTIKIROGERE KUKO HARI UR		1	0.6%
IKIBAZO CY'URURIMI		1	0.6%
IKICIRO CYE NTIKIRAGERW.		1	0.6%
IL EST ENCORE NOUVEAU		1	0.6%
JUST STARTED WORKING		1	0.6%
KEREKA IYO MINISTRE		1	0.6%
KIMAZE IGIHE GITO		1	0.6%
KUBERAKO AMAHUGURW/ ABERA KIGA		1	0.6%
KUDAHA AGACIRA ABAKOZI		1	0.6%
KUHAMARA IGIHE GITO		1	0.6%
KUMARA IGIHE KU KAZI		1	0.6%
KWIKORERA		1	0.6%
MAZE 1MOIS		1	0.6%
MAZE IGIHE GITE		1	0.6%
MAZE IGIHE GITO		1	0.6%

# D072S: Other-Specify

Value	Label	Cases	Percentage
MAZE IGIHE GITO KU KAZI		1	0.6%
MAZE IGIHE GITO KURI IKI KIGO		1	0.6%
MAZE IGIHE GITO MUKAZI		1	0.6%
MAZE IGIHE GITO NTANGIYE AKAZI		1	0.6%
MPAMAZE IGIHE GITO		2	1.1%
MUNYUNGUZA BWITE		1	0.6%
Maze igihe gito nangiye akazi		1	0.6%
N'UKO NTA GOHE NDAMARA MU KAZI		1	0.6%
NASANZE AMAHURWA YARATANGIYE		1	0.6%
NBWO NGITANGIRA AKAZI		1	0.6%
NDACYARI MUSHYA		6	3.3%
NDACYARIMU MUSHYA CYANE		1	0.6%
NDACYARIMUS		1	0.6%
NDI MUKASHYA MU KAZI		1	0.6%
NDI MUSHYA		1	0.6%
NDI MUSHYA MU KAZI		1	0.6%
NDI MUSHYA MURI IKI KIGO		1	0.6%
NI MUSHYA		2	1.1%
NI MUSHYA NTARAHUGUR'		1	0.6%
NI MUSHYA KU KAZI		1	0.6%
NI UMUHOZI		1	0.6%
NIBWO AGITANGIRA		2	1.1%
NIBWO AGITANGIRA AKAZI		2	1.1%

# D072S: Other-Specify

Value	Label	Cases	Percentage
NIBWO NGITANGIRA AKAZI		2	1.1%
NIBWO NKIGERA MU KAZI		1	0.6%
NIHO AGITANGIRA AKAZI		1	0.6%
NIHO NGITANGIRA AKAZI SINDABIM		1	0.6%
NIKO ARIBYO AGIRA AKAZI		1	0.6%
NIMUSHYA		1	0.6%
NIYO AGITANGIRA AKAZI		1	0.6%
NIYO NGITANGIRA AKAZI		1	0.6%
NT MWANYA YABONYE		1	0.6%
NTA BIZI		1	0.6%
NTA BUSHOBOZI IKIGO GIFITE		1	0.6%
NTA MONEY AFITE		1	0.6%
NTA MPAMVU NIMWE NZI		1	0.6%
NTA MWANYA		1	0.6%
NTA MWANYA YABONA		1	0.6%
NTABIZI		6	3.3%
NTABUSHOBOZI		1	0.6%
NTABUSHOBOZI BWARI BWABONEKA		1	0.6%
NTABUSHOBOZI NABONYE		1	0.6%
NTABUVUGIZI DUFITE		1	0.6%
NTABWO IGIHE CYAYO KIRAGERA		1	0.6%
NTABWO INZI IMPAMVU		1	0.6%
NTABWO TUBIZI		1	0.6%

**# D072S: Other-Specify**

Value	Label	Cases	Percentage
NTABWO TUBONA AYO MAHIRWE		1	0.6%
NTABYO AZI		2	1.1%
NTABYO NDAMENYA		1	0.6%
NTACYO MBIZIHO		1	0.6%
NTACYO TUJYA TUMENYA		1	0.6%
NTAGIHE NDAHAMARA		1	0.6%
NTAKINTU MBIZIHO		1	0.6%
NTAMAFARANO YABONEKA		1	0.6%
NTAMAHUGUR YABAYEHO		1	0.6%
NTAMPAMVU N'IMWE AZI		2	1.1%
NTAMPAMVU NIMWE AZI		1	0.6%
NTAMPAMVU NIMWE NZI		2	1.1%
NTAMWANYA		4	2.2%
NTARATEGURU		1	0.6%
NTAYARAMUGU		1	0.6%
NTAYARATANGU		1	0.6%
NTAYO ABAHO		1	0.6%
NTAYO ARABAHO KUVA NAHAGERA		1	0.6%
NTAYO BADUSHAKIRA		1	0.6%
NTAYO BAKOZE		1	0.6%
NTAYO KUBERA UBUKENE		1	0.6%
NTAYO NZI BATEGANYA		1	0.6%
NTAYO UMUKORESHA WACU YADUHAYE		1	0.6%
NTAYO YAMENYE		1	0.6%
NTAZI GUSOMA		1	0.6%

**# D072S: Other-Specify**

Value	Label	Cases	Percentage
NUKO AMAZE IGIHE GITO MUKAZI		1	0.6%
Ntabyo azi		1	0.6%
SINAKWIVANG MUBIBAZO BYABA CH		1	0.6%
TUGIRA AKAZI KENSHI NTA GIHE C		1	0.6%
UBUSHOBOZI BW'IKIGO BUKE		1	0.6%
UMWANYA MUCYE		1	0.6%
UMWANYA MUKE		1	0.6%
UMWANYA MUTO		1	0.6%
YARI ARWAYE		1	0.6%
YARI ARWAYE IGIHE YABAGA		1	0.6%
YARIGAGA		1	0.6%
YATEGANYIWE KURI NJYE MBIMENYA		1	0.6%
aracyari mushya		1	0.6%
aracyari mushyashya mukozi		1	0.6%
ndi mushya mukigo		1	0.6%
nibwo agitangira akazi		1	0.6%
nyja sindagerwaho		1	0.6%

*Warning: these figures indicate the number of cases found in the data file. They cannot be interpreted as summary statistics of the population of interest.*

**# D073: Are employees involved in designing training plans?**

<b>Information</b>	[Type= discrete] [Format=numeric] [Range= 1-9] [Missing=*]
<b>Statistics [NW/ W]</b>	[Valid=17345 /-] [Invalid=0 /-]

Value	Label	Cases	Percentage
1	Yes	5478	31.6%
2	No	11862	68.4%
9	Missing value	5	0.0%

*Warning: these figures indicate the number of cases found in the data file. They cannot be interpreted as summary statistics of the population of interest.*

**# D080: Do you need any specific skills to improve your performance at your current job?**

<b>Information</b>	[Type= discrete] [Format=numeric] [Range= 1-9] [Missing=*]
--------------------	--

**# D080: Do you need any specific skills to improve your performance at your current job?**

Statistics [NW/ W] [Valid=17345 /-] [Invalid=0 /-]

Value	Label	Cases	Percentage
1	Yes	13374	77.1%
2	No	3965	22.9%
9	Missing value	6	0.0%

*Warning: these figures indicate the number of cases found in the data file. They cannot be interpreted as summary statistics of the population of interest.*

<b># D090: In which area do you need specific skills?</b>			
<b>Information</b>	[Type= discrete] [Format=character] [Missing=*]		
<b>Statistics [NW/ W]</b>	[Valid=13348 /-] [Invalid=0 /-]		
<b># D090A: ISCED Code</b>			
<b>Information</b>	[Type= discrete] [Format=numeric] [Range= 110-9999] [Missing=*]		
<b>Statistics [NW/ W]</b>	[Valid=13342 /-] [Invalid=4003 /-]		
<b>Value</b>	<b>Label</b>	<b>Cases</b>	<b>Percentage</b>
110	Basic general program elementary	20	0.1%
120	Basic general program pre-primary	0	
130	Basic general program primary	2	0.0%
140	Basic general program secondary	3	0.0%
150	Basic special program pre-primary	0	
160	Lower secondary	5	0.0%
170	Upper secondary	10	0.1%
810	Simple and fuctional literacy, numeracy	85	0.6%
910	behavioural capacities	1	0.0%
920	Life orientation programmes	0	
930	Mental skills	0	
940	personal organizational capacities	1	0.0%
1410	Education science in Curriculum development in non-vocational	1	0.0%
1411	Education science in Educational research	28	0.2%
1412	Education science Testing and measurement	2	0.0%
1413	General and specialized teacher training programmes	12	0.1%
1414	teacher trainers and for handicapped children	2	0.0%
1415	Teacher training for adult education	0	
1416	Teacher training for non-vocational subject	8	0.1%
1417	Teacher training for practical	12	0.1%
1418	Teacher training for pre-school,kindergarten	3	0.0%
1419	Teacher training for Primary schools	7	0.1%
1420	Teacher training for vocational	9	0.1%
1421	Other education science	7	0.1%
2100	Fine art and design	38	0.3%
2110	Performing arts	12	0.1%
2120	Graphic and audio-visual arts	48	0.4%
2210	archaeology	1	0.0%
2211	Child development and child ministry (christian)	2	0.0%
2212	Christian ministry	52	0.4%
2213	comparative literature	4	0.0%
2214	Divinity (Christian)	1	0.0%
2215	English	434	3.3%
2216	ethics	1	0.0%
2217	Foreign languages, literature, communication and cultures	585	4.4%
2218	French	3	0.0%
2219	History	1	0.0%
2220	interpretation and translation	2	0.0%
2221	Islam and arabic	6	0.0%



**# D090A: ISCED Code**

Value	Label	Cases	Percentage
2222	linguistics	28	0.2%
2223	Native languages	0	
2225	philosophy	2	0.0%
2226	Religion and theology	52	0.4%
2227	Religious Studies	43	0.3%
2228	Shariah	0	
2229	Swahiri	7	0.1%
2230	Theology (Christian)	154	1.2%
2239	Other humanities Not Elsewhere Classified (NEC)	10	0.1%
3111	economics	54	0.4%
3112	economic history	0	
3113	political science	14	0.1%
3114	sociology	36	0.3%
3115	demography	1	0.0%
3116	antropology (except physical antropology)	0	
3117	ethnology	0	
3118	futurology	1	0.0%
3119	pschology	11	0.1%
3120	geography(except physical geography)	11	0.1%
3121	peace and conflict studies	13	0.1%
3122	human rights	8	0.1%
3123	Gender studies	18	0.1%
3124	Human sciences	10	0.1%
3125	Social sciences	35	0.3%
3129	Other training in social and behavioural science	7	0.1%
3210	Journalism	48	0.4%
3220	library technician and science	8	0.1%
3230	technicians in museums and similar repositories	1	0.0%
3240	documentation techniques	4	0.0%
3250	archival sciences	7	0.1%
3410	accounting	758	5.7%
3411	auditing	53	0.4%
3412	banking	112	0.8%
3413	bookkeeping	1	0.0%
3414	Business administration	65	0.5%
3415	Business development	29	0.2%
3416	Community development	9	0.1%
3417	Cooperative management	12	0.1%
3418	Customer care services	333	2.5%
3419	Development studies	10	0.1%
3420	Enterprise management	10	0.1%
3421	finance	164	1.2%
3422	institutional administration	88	0.7%
3423	insurance	30	0.2%
3424	International business	19	0.1%

**# D090A: ISCED Code**

Value	Label	Cases	Percentage
3425	Interpretnership	53	0.4%
3426	investment analysis	7	0.1%
3427	management	573	4.3%
3428	marketing	84	0.6%
3429	personnel administration	64	0.5%
3430	Procurement	44	0.3%
3431	Project management	84	0.6%
3432	public administration	93	0.7%
3433	public relations	18	0.1%
3434	real estate	0	
3435	retailing	45	0.3%
3436	Rural development	46	0.3%
3437	sales	15	0.1%
3438	secretarial and office work	48	0.4%
3439	Supply chain management	4	0.0%
3440	International taxation	52	0.4%
3449	Other training in business and administration	51	0.4%
3810	history of law	2	0.0%
3811	jurisprudence	4	0.0%
3812	law(general,international,labour,maritime,etc.)	221	1.7%
3813	local magistrates	2	0.0%
3814	notaire	5	0.0%
3819	Other low related training	21	0.2%
4100	Mathematics –Physics - Computer Science (MPC)	0	
4101	Mathematics –Chemistry - Biology (MCB)	0	
4102	Physics- Chemistry-Biology (PCB)	1	0.0%
4103	Mathematics-Physics-Geography (MPG)	0	
4104	Physics-Chemistry Mathematics (PCM)	0	
4105	Computer Science-Economics-Mathematics(CEM)	0	
4106	Mathematics-Economics-Geography (MEG)	2	0.0%
4107	History-Economics-Geography (HEG)	1	0.0%
4109	History-Economics-Literature (HEL)	0	
4110	Literature-Economics-Geography (LEG)	1	0.0%
4111	History-Geography –Literature combination (HGL)	0	
4112	Maths-Physics	3	0.0%
4119	Other combined sciences training	1	0.0%
4210	bacteriology	10	0.1%
4211	biochemistry	32	0.2%
4212	biology	5	0.0%
4213	biophysics	0	
4214	botany	0	
4215	entomology	0	
4216	genetics	0	
4217	microbiology	11	0.1%
4218	ornithology	0	

**# D090A: ISCED Code**

Value	Label	Cases	Percentage
4219	toxicology	1	0.0%
4220	zoology	1	0.0%
4221	Zootechni	0	
4222	Biotechnology	13	0.1%
4239	other allied life sciences excluding clinical and veterinary s	1	0.0%
4410	Astronomy and space sciences	0	
4411	Chemistry and other allied subjets	10	0.1%
4412	geology	2	0.0%
4413	geophysics	2	0.0%
4414	marine science	0	
4415	meteorology and other atmospheric sciences including climati	0	
4416	mineralogy	4	0.0%
4417	palaeoecology	0	
4418	physical anthropology	1	0.0%
4419	physical geography and other geosciences	5	0.0%
4420	Physics and other allied subjects	3	0.0%
4421	vulcanology	0	
4429	Other Physical sciences related training	6	0.0%
4610	actuarial science	0	
4611	Mathematics	3	0.0%
4612	numercal analysis	2	0.0%
4613	operations research	2	0.0%
4614	statistics and other allied fields	30	0.2%
4810	Computer sciences:	247	1.9%
4811	Computer application programs training	107	0.8%
4812	Computer hardware related training	7	0.1%
4813	Electronics & computer science	0	
4814	Information communication and technology	399	3.0%
4815	IT management	100	0.7%
4816	Networking related training	19	0.1%
4817	Software development training	28	0.2%
5210	Aeronautical enginneering	0	
5211	Agricultural Engineering	1	0.0%
5212	Chemical Engineering	1	0.0%
5213	Computer engineering	4	0.0%
5214	elecricity engineering	7	0.1%
5215	electronics engineering	7	0.1%
5216	energy and chemical engineering	5	0.0%
5217	engineering drawing	0	
5218	Environmental and Biosystems Engineering	2	0.0%
5219	Fibre Optic Communications, Splicing & Termination	4	0.0%
5220	mechanics engineering	20	0.1%
5221	Medical engeneering	4	0.0%
5222	metal work engineering	1	0.0%
5223	Software engineering	0	

**# D090A: ISCED Code**

Value	Label	Cases	Percentage
5224	surveying	12	0.1%
5225	Sustanable energy technology engineering	2	0.0%
5226	telecommunication engineering	10	0.1%
5227	Electromecanics	3	0.0%
5228	Hydraulic\$Pneumatics	0	
5230	Assembling and servicing	6	0.0%
5231	Driving	104	0.8%
5232	Electricity	128	1.0%
5233	Electronics	68	0.5%
5234	Fashion Design	12	0.1%
5235	General mechanics	149	1.1%
5236	Industrial mechanics	30	0.2%
5237	Leatherwork Technology	0	
5238	Metal Processing Technology	1	0.0%
5239	Motor Vehicle Mechanics	178	1.3%
5240	Motor vehicle technolgy	8	0.1%
5241	Painter and Sign Writer	14	0.1%
5242	Plant and Machine Maintenance	44	0.3%
5243	Plumbing & Pipe fitting	34	0.3%
5244	Pottery	10	0.1%
5245	Refrigeration and Air Conditioning	1	0.0%
5246	Sheet Metal Working	0	
5247	Welding and metal fabrication	41	0.3%
5248	Automobile electricity	0	
5249	Other craft trainings	64	0.5%
5410	clothes	56	0.4%
5411	food and drink processing	175	1.3%
5412	footwear	3	0.0%
5413	leather work	3	0.0%
5414	mining and extraction	95	0.7%
5415	Other materials(paper,plastic,glass,etc)	23	0.2%
5416	textiles	6	0.0%
5417	Woodwork	90	0.7%
5810	Architecture and urbanisme	18	0.1%
5811	building	10	0.1%
5812	civil engineering	20	0.1%
5813	construction	117	0.9%
5814	Construction Management and surveying	5	0.0%
5815	Masonry	9	0.1%
5816	Property valuation	0	
5817	Geotechnics	1	0.0%
5819	Engineering, manufacturing and construction Not Elsewhere CI	4	0.0%
6210	Agribusiness	14	0.1%
6211	agriculture	178	1.3%
6212	agronomy	62	0.5%

**# D090A: ISCED Code**

Value	Label	Cases	Percentage
6213	animal husbandry	10	0.1%
6214	crop and livestock production	114	0.9%
6215	Crop science	34	0.3%
6216	fisheries	0	
6217	fishery science and technology	0	
6218	Food sciences	13	0.1%
6219	forestry and forest product techniques	7	0.1%
6220	horticulture and gardening	45	0.3%
6221	Irrigation and drainage	19	0.1%
6222	natural parks	0	
6223	Soil science	3	0.0%
6224	wildlife	4	0.0%
6229	Other Agriculture,forestry and fishery related training	63	0.5%
6410	veterinary assisting	3	0.0%
6411	veterinary medecine	20	0.1%
6412	Other veterinary related training	5	0.0%
7210	Anaesthesiology	73	0.5%
7211	Biomedical and Laboratory sciences	221	1.7%
7212	Clinical Psychology	41	0.3%
7213	Community Medicine	11	0.1%
7214	cytology	1	0.0%
7215	Dental services	48	0.4%
7216	Ear Nose and Throat Surgery (ENT)	11	0.1%
7217	Epidemiology and Biostatistics	17	0.1%
7218	Family planing related training	61	0.5%
7219	Food technology and human nutrition	4	0.0%
7220	Health and behavioural sciences	6	0.0%
7221	Health policy and management	18	0.1%
7222	HIV related training	236	1.8%
7223	Hospital management	37	0.3%
7224	Human anatomy	2	0.0%
7225	hygiene	151	1.1%
7226	immunilogy and immunoematology	7	0.1%
7227	Internal medicine	17	0.1%
7228	Malaria related training	27	0.2%
7229	Medecine	73	0.5%
7230	Medical imaging sciences	17	0.1%
7231	Medical services	46	0.3%
7232	Medicine and surgery	7	0.1%
7233	Mental health/Psychiatry	53	0.4%
7234	midwifery	306	2.3%
7235	neurology	15	0.1%
7236	Nursing	672	5.0%
7237	nutrition	69	0.5%
7238	Obstrics and gynaecology	71	0.5%

**# D090A: ISCED Code**

Value	Label	Cases	Percentage
7239	Ophthalmology	20	0.1%
7240	optometry	1	0.0%
7241	Orthopaedics	20	0.1%
7242	Paediatrics	78	0.6%
7243	pathology	18	0.1%
7244	pharmacology	98	0.7%
7245	Physiology	2	0.0%
7246	Physiotherapy	19	0.1%
7247	PMTCT and SONI training	106	0.8%
7248	prosthetics	1	0.0%
7249	Public health	165	1.2%
7250	pyschiatry	2	0.0%
7251	Radiology and radiotherapy	26	0.2%
7252	rehabilitation	0	
7253	Reproductive health	4	0.0%
7254	surgery	75	0.6%
7255	therapeutics	1	0.0%
7256	Tuberculosis related training	47	0.4%
7257	Other health related training	168	1.3%
7258	Cardiology	8	0.1%
7259	Dermatology	2	0.0%
7610	Social care	26	0.2%
7611	Psychotrauma Management	12	0.1%
7612	Social work	81	0.6%
8150	Beauty traitment	9	0.1%
8151	cleaning	202	1.5%
8152	cosmetic services	3	0.0%
8153	domestic science	0	
8154	dry-cleaning	14	0.1%
8155	hairdressing	76	0.6%
8156	hotel and catering	573	4.3%
8157	Hotel and Restaurant management	31	0.2%
8158	laundry	3	0.0%
8159	sports and leisure, physical education	8	0.1%
8160	Travel and tourism Management	27	0.2%
8161	travel, hospitality and tourism	21	0.2%
8169	other personal services	83	0.6%
8410	air crew	2	0.0%
8411	air traffic control	3	0.0%
8412	nautical sciences	3	0.0%
8413	postal service	3	0.0%
8414	railway operations	0	
8415	road motor vehicle operations	17	0.1%
8416	seamanship	2	0.0%
8417	ship's officer	0	

### # D090A: ISCED Code

Value	Label	Cases	Percentage
8419	Other transport services training	6	0.0%
8510	air and water pollution control	8	0.1%
8511	control and protection	13	0.1%
8512	environmental conservation	15	0.1%
8513	labour protection and security	3	0.0%
8519	Other environment protection training	7	0.1%
8610	civil security	223	1.7%
8611	criminology	2	0.0%
8612	fire-protection and fire fighting	6	0.0%
8613	military	12	0.1%
8614	police work and related law enforcement	7	0.1%
8615	Protection of property and person	52	0.4%
8619	Other security services training	14	0.1%
9999	Not known or unspecified	112	0.8%
Sysmiss		4003	

Warning: these figures indicate the number of cases found in the data file. They cannot be interpreted as summary statistics of the population of interest.

### # ISCED1D090A: ISCED-LEVELD090A

<b>Information</b>	[Type= discrete] [Format=numeric] [Range= 0-9] [Missing=*]
<b>Statistics [NW/ W]</b>	[Valid=13374 /-] [Invalid=3971 /-]

Value	Label	Cases	Percentage
0	General Programes	127	0.9%
1	Education	91	0.7%
2	Humanities and Arts	1486	11.1%
3	Social Sciences, Business and Law	3516	26.3%
4	Sciences	1060	7.9%
5	Engineering ,Manufacturing and Construction	1608	12.0%
6	Agriculture	594	4.4%
7	Health and Welfare	3298	24.7%
8	Services	1448	10.8%
9	Not known or unspecified	146	1.1%
Sysmiss		3971	

Warning: these figures indicate the number of cases found in the data file. They cannot be interpreted as summary statistics of the population of interest.

### # ISCED2D090A: ISCED -LEVEL2D090A

<b>Information</b>	[Type= discrete] [Format=numeric] [Range= 1-99] [Missing=*]
<b>Statistics [NW/ W]</b>	[Valid=13342 /-] [Invalid=4003 /-]

Value	Label	Cases	Percentage
1	Basic Program	40	0.3%
2	Literacy and Numeracy	85	0.6%
3	Personal development	2	0.0%
4	Teacher Training and education Science	91	0.7%
5	Arts	98	0.7%
6	Humanities	1388	10.4%
7	Social and Behavioral Science	219	1.6%
8	Journalism and Information	68	0.5%

### # ISCED2D090A: ISCED -LEVEL2D090A

Value	Label	Cases	Percentage
9	Business and Administration	2974	22.3%
10	Law	255	1.9%
11	Combined sciences	9	0.1%
12	Life Sciences	74	0.6%
13	Physical sciences	33	0.2%
14	Mathematics and statistics	37	0.3%
15	Computing	907	6.8%
16	Engineering and Engineering Trades	83	0.6%
17	Technical Vocational Studies	892	6.7%
18	Manufacturing and Processing	451	3.4%
19	Architecture and Building	184	1.4%
20	Agriculture, Forestry and Fishery	566	4.2%
21	Veterinary	28	0.2%
22	Health	3179	23.8%
23	Social Services	119	0.9%
24	personal Services	1050	7.9%
25	Transport Services	36	0.3%
26	Environmental Protection	46	0.3%
27	Security services	316	2.4%
99	Not known or unspecified	112	0.8%
Sysmiss		4003	

Warning: these figures indicate the number of cases found in the data file. They cannot be interpreted as summary statistics of the population of interest.

### # D100A: English Speak

<b>Information</b>	[Type= discrete] [Format=numeric] [Range= 1-9] [Missing=*]
<b>Statistics [NW/ W]</b>	[Valid=17345 /-] [Invalid=0 /-]

Value	Label	Cases	Percentage
1	Proficient	1903	11.0%
2	Good	4755	27.4%
3	Basic	3864	22.3%
4	None	6820	39.3%
9	Missing value	3	0.0%

Warning: these figures indicate the number of cases found in the data file. They cannot be interpreted as summary statistics of the population of interest.

### # D100B: English Write

<b>Information</b>	[Type= discrete] [Format=numeric] [Range= 1-9] [Missing=*]
<b>Statistics [NW/ W]</b>	[Valid=17345 /-] [Invalid=0 /-]

Value	Label	Cases	Percentage
1	Proficient	1719	9.9%
2	Good	4851	28.0%
3	Basic	4246	24.5%
4	None	6524	37.6%
9	Missing value	5	0.0%

Warning: these figures indicate the number of cases found in the data file. They cannot be interpreted as summary statistics of the population of interest.



<b># D100C: French Speak</b>			
<b>Information</b>	[Type= discrete] [Format=numeric] [Range= 1-9] [Missing=*]		
<b>Statistics [NW/ W]</b>	[Valid=17345 /-] [Invalid=0 /-]		
<b>Value</b>	<b>Label</b>	<b>Cases</b>	<b>Percentage</b>
1	Proficient	4353	25.1%
2	Good	5284	30.5%
3	Basic	2739	15.8%
4	None	4966	28.6%
9	Missing value	3	0.0%
<i>Warning: these figures indicate the number of cases found in the data file. They cannot be interpreted as summary statistics of the population of interest.</i>			
<b># D100D: French Write</b>			
<b>Information</b>	[Type= discrete] [Format=numeric] [Range= 1-9] [Missing=*]		
<b>Statistics [NW/ W]</b>	[Valid=17345 /-] [Invalid=0 /-]		
<b>Value</b>	<b>Label</b>	<b>Cases</b>	<b>Percentage</b>
1	Proficient	4334	25.0%
2	Good	5195	30.0%
3	Basic	2518	14.5%
4	None	5295	30.5%
9	Missing value	3	0.0%
<i>Warning: these figures indicate the number of cases found in the data file. They cannot be interpreted as summary statistics of the population of interest.</i>			
<b># D100E: Kinyarwanda Write</b>			
<b>Information</b>	[Type= discrete] [Format=numeric] [Range= 1-9] [Missing=*]		
<b>Statistics [NW/ W]</b>	[Valid=17345 /-] [Invalid=0 /-]		
<b>Value</b>	<b>Label</b>	<b>Cases</b>	<b>Percentage</b>
1	Proficient	13581	78.3%
2	Good	2162	12.5%
3	Basic	822	4.7%
4	None	776	4.5%
9	Missing value	4	0.0%
<i>Warning: these figures indicate the number of cases found in the data file. They cannot be interpreted as summary statistics of the population of interest.</i>			
<b># D100F: Kinyarwanda Speak</b>			
<b>Information</b>	[Type= discrete] [Format=numeric] [Range= 1-9] [Missing=*]		
<b>Statistics [NW/ W]</b>	[Valid=17345 /-] [Invalid=0 /-]		
<b>Value</b>	<b>Label</b>	<b>Cases</b>	<b>Percentage</b>
1	Proficient	15669	90.3%
2	Good	1346	7.8%
3	Basic	203	1.2%
4	None	124	0.7%
9	Missing value	3	0.0%
<i>Warning: these figures indicate the number of cases found in the data file. They cannot be interpreted as summary statistics of the population of interest.</i>			
<b># D100G: Swahili Write</b>			
<b>Information</b>	[Type= discrete] [Format=numeric] [Range= 1-9] [Missing=*]		
<b>Statistics [NW/ W]</b>	[Valid=17345 /-] [Invalid=0 /-]		

<b># D100G: Swahili Write</b>			
<b>Value</b>	<b>Label</b>	<b>Cases</b>	<b>Percentage</b>
1	Proficient	2211	12.7%
2	Good	2513	14.5%
3	Basic	3408	19.6%
4	None	9207	53.1%
9	Missing value	6	0.0%
<i>Warning: these figures indicate the number of cases found in the data file. They cannot be interpreted as summary statistics of the population of interest.</i>			
<b># D100H: Swahili Speak</b>			
<b>Information</b>	[Type= discrete] [Format=numeric] [Range= 1-9] [Missing=*]		
<b>Statistics [NW/ W]</b>	[Valid=17345 /-] [Invalid=0 /-]		
<b>Value</b>	<b>Label</b>	<b>Cases</b>	<b>Percentage</b>
1	Proficient	2430	14.0%
2	Good	2857	16.5%
3	Basic	3974	22.9%
4	None	8078	46.6%
9	Missing value	6	0.0%
<i>Warning: these figures indicate the number of cases found in the data file. They cannot be interpreted as summary statistics of the population of interest.</i>			
<b># D100I: Other Write</b>			
<b>Information</b>	[Type= discrete] [Format=numeric] [Range= 1-9] [Missing=*]		
<b>Statistics [NW/ W]</b>	[Valid=17345 /-] [Invalid=0 /-]		
<b>Value</b>	<b>Label</b>	<b>Cases</b>	<b>Percentage</b>
1	Proficient	620	3.6%
2	Good	364	2.1%
3	Basic	230	1.3%
4	None	16131	93.0%
9	Missing value	0	
<i>Warning: these figures indicate the number of cases found in the data file. They cannot be interpreted as summary statistics of the population of interest.</i>			
<b># D100J: Other Speak</b>			
<b>Information</b>	[Type= discrete] [Format=numeric] [Range= 1-9] [Missing=*]		
<b>Statistics [NW/ W]</b>	[Valid=17345 /-] [Invalid=0 /-]		
<b>Value</b>	<b>Label</b>	<b>Cases</b>	<b>Percentage</b>
1	Proficient	663	3.8%
2	Good	416	2.4%
3	Basic	216	1.2%
4	None	16050	92.5%
9	Missing value	0	
<i>Warning: these figures indicate the number of cases found in the data file. They cannot be interpreted as summary statistics of the population of interest.</i>			
<b># D100S: Other-Specify</b>			
<b>Information</b>	[Type= discrete] [Format=character] [Missing=*]		
<b>Statistics [NW/ W]</b>	[Valid=960 /-] [Invalid=0 /-]		
<b>Value</b>	<b>Label</b>	<b>Cases</b>	<b>Percentage</b>
.		4	0.4%
.....		1	0.1%

# D100S: Other-Specify

Value	Label	Cases	Percentage
3		4	0.4%
4		4	0.4%
ALLEMAND		1	0.1%
AMAHAVU		2	0.2%
AMASHI		4	0.4%
AMASHI,LINGA		1	0.1%
ARAB		1	0.1%
ARABE		7	0.7%
ARABE ET ALLEMAND		1	0.1%
ARABIC		2	0.2%
ARABIC,GERM		1	0.1%
BAMBARA		1	0.1%
CHANESE		1	0.1%
CHINE		1	0.1%
CHINEESE		1	0.1%
CHINESE		3	0.3%
CHINISE		1	0.1%
CHINOIS		1	0.1%
CHINOISE		1	0.1%
DEUTCH		1	0.1%
ESPAGNOL		12	1.2%
ESPAGNOLE		1	0.1%
ESPANGOL		1	0.1%
ESPANGOLE		1	0.1%
SPANISH		1	0.1%
ESPANYOL, ITALIEN		1	0.1%
ESPANYOR		1	0.1%
ETHIOPIAN		1	0.1%
ETHIOPIAN LANGUAGE		1	0.1%
ETHIOPIAN LANGUAGE,KIC		1	0.1%
GERMAN		4	0.4%
GERMAN & ANABIC		1	0.1%
GERMAN,INDO		1	0.1%
GERMANY		1	0.1%
GREC		1	0.1%
GRECQUE		1	0.1%
GRECQUE DU NOUVEAU TESTAMENT		1	0.1%
HEBREW		1	0.1%
HINDI		4	0.4%
HINDI, GUJARATI		1	0.1%

### # D100S: Other-Specify

Value	Label	Cases	Percentage
HINDI,ORYA,TA		1	0.1%
HINDI,TELUGU		1	0.1%
HINDU		1	0.1%
I BURUNDI		1	0.1%
ICYARABU		27	2.8%
ICYARABU(AR)		1	0.1%
IGAYA / TANZAMIA		1	0.1%
IGIFURERO		1	0.1%
IGIHAVU		1	0.1%
IGIHAYA		1	0.1%
IGIHAYA,IKINY		1	0.1%
IGIHIMA		1	0.1%
IGIKIGA		1	0.1%
IGIPFUREBO,AM N'IKIREMBE		1	0.1%
IGISHINWA		4	0.4%
IGISUKUMA		1	0.1%
IGISUKUMA CYO MURI TANZANIE		1	0.1%
IGISUKUZWA		1	0.1%
IGITALIANE		1	0.1%
IGITALIANI		1	0.1%
IGITALIYANI		3	0.3%
IGITARIYANI		3	0.3%
IGITORO		1	0.1%
IHUGARA		1	0.1%
IKGANDE		1	0.1%
IKIBEMBE		2	0.2%
IKIDAGE		16	1.7%
IKIGANDA		9	0.9%
IKIGANDA ILINGALA		1	0.1%
IKIGANDE		247	25.7%
IKIGANDE IKINYANKORE		1	0.1%
IKIGANDE IKINYANKORE		2	0.2%
IKIGANDE IKIRUNDI		1	0.1%
IKIGANDE,IKIN		3	0.3%
IKIGANDE,IKIN		1	0.1%
IKIGANDE,NYA		1	0.1%
IKIGEREKI		1	0.1%
IKIGIRIKI,HEBR		1	0.1%
IKIKUYU		2	0.2%
IKILATINI		1	0.1%

# D100S: Other-Specify

Value	Label	Cases	Percentage
IKINYAMBO		2	0.2%
IKINYAMBO IGIHAYA		1	0.1%
IKINYAMBO,IK		1	0.1%
IKINYAMUREN		1	0.1%
IKINYANKOLE		3	0.3%
IKINYANKORE		6	0.6%
IKINYETIYOPIA		1	0.1%
IKIRATINE		1	0.1%
IKIRATINI		1	0.1%
IKIRUBA		1	0.1%
IKIRUNDI		74	7.7%
IKIRUNDI IKIGANDE		1	0.1%
IKIRUNDI IKINYAMBO		1	0.1%
IKIRUNDI,IRING		1	0.1%
IKIRUSIYA		2	0.2%
IKIRUSIYA, IKIDAGE		1	0.1%
IKIZARAMU		1	0.1%
IKURUNDI		1	0.1%
ILINGA		1	0.1%
ILINGALA		21	2.2%
ILINGALA,IKIG		1	0.1%
ILINGARA		5	0.5%
ILINGELA		1	0.1%
INDIA ET ARABE		1	0.1%
INDIAN		1	0.1%
INGANDA		1	0.1%
IRIGARA		1	0.1%
IRINGALA		5	0.5%
IRINGANIRE		1	0.1%
IRINGARA		39	4.1%
IRINGARA AMASHI		1	0.1%
IRINGARA IGITORO IKINYANKORE		1	0.1%
IRINGARA,IGIF		1	0.1%
ITALIAN		2	0.2%
ITALIAN LANGUAGE		1	0.1%
ITALIANO		1	0.1%
ITALIE		1	0.1%
ITALIEN		2	0.2%
ITALIIAN		1	0.1%

### # D100S: Other-Specify

Value	Label	Cases	Percentage
JAPAN		2	0.2%
KARENJIN		1	0.1%
KIDAGE		1	0.1%
KIDINKAA(SOU		1	0.1%
KIGANDA		2	0.2%
KIGANDA,KINY		1	0.1%
KIGANDE		2	0.2%
KIGANDE,KINY		1	0.1%
KIKUYU		3	0.3%
KINANDE		1	0.1%
KINYANKOLE		1	0.1%
KINYANKORE		1	0.1%
KIRUNDI		4	0.4%
KIRUNGI		1	0.1%
KITABWA		1	0.1%
KWACA		1	0.1%
LATIN		16	1.7%
LATIN,GREC		1	0.1%
LINGALA		136	14.2%
LINGALA ,KIKC		1	0.1%
LINGALA LUGANDE		1	0.1%
LINGALA +IKIGANDE		1	0.1%
LINGALA,AMA:		1	0.1%
LINGALA,ESPA:		1	0.1%
LINGALA,ESPA:		1	0.1%
LINGALA,KIBEL		1	0.1%
LINGALA,KIKU		1	0.1%
LINGALA,KIRU		1	0.1%
LINGAMA		1	0.1%
LINGARA		6	0.6%
LUGANDA		16	1.7%
LUGANDA,LINC		1	0.1%
LUGANDE		9	0.9%
LUHYA		1	0.1%
LUNGANDA		1	0.1%
Lingala		1	0.1%
MALAYALAM		1	0.1%
NTARWO		1	0.1%
OLUKIGA		1	0.1%
ONENOIS		1	0.1%
POLONAIS'RUS:		1	0.1%
PORTUGAIS		2	0.2%
PORTUGEE		1	0.1%
RINGALA		4	0.4%

## # D100S: Other-Specify

Value	Label	Cases	Percentage
RINGARA		12	1.2%
RIRINGALA		1	0.1%
RUGANDA		7	0.7%
RUGANDE		1	0.1%
RUHAYA		1	0.1%
RUSSIAN		2	0.2%
RUSSIAN LANGUAGE		1	0.1%
RUSSIAN, GERMAN, THCECK		1	0.1%
SOMARIEN		1	0.1%
SPANISH		5	0.5%
SPANISH,INDI		1	0.1%
SUEDAIS		1	0.1%
TAITA		1	0.1%
TERGOU		1	0.1%
ULUGANDE		2	0.2%
URUGAMDE		1	0.1%
URUGANDA		5	0.5%
URUGANDE		18	1.9%
URUGANDE IKINYANKORE		1	0.1%
URUKIGA		2	0.2%
URUNYANKOLI		1	0.1%
URUNYANKOR		1	0.1%
URUTORO		1	0.1%
amashi		1	0.1%
amrenga		1	0.1%
germany		1	0.1%
igiheburayo n'ikigiriki		1	0.1%
igitaliane		1	0.1%
igitariyani		1	0.1%
ikidage		2	0.2%
ikigande		6	0.6%
ikigande ankole urukiga		1	0.1%
ikirundi		3	0.3%
iringara		8	0.8%
italien		1	0.1%
kinkandi		1	0.1%
latin		1	0.1%
lingaka		1	0.1%
lingala		4	0.4%
lingara		1	0.1%
ringara		1	0.1%

<b># D100S: Other-Specify</b>			
Value	Label	Cases	Percentage
ulugande		1	0.1%
urugande		3	0.3%
urunyankore		1	0.1%
<i>Warning: these figures indicate the number of cases found in the data file. They cannot be interpreted as summary statistics of the population of interest.</i>			
<b># Perfo_apr: Has you performance ever been apraise? (created)</b>			
<b>Information</b>	[Type= discrete] [Format=numeric] [Range= 1-9] [Missing=*]		
<b>Statistics [NW/ W]</b>	[Valid=17345 /-] [Invalid=0 /-]		
Value	Label	Cases	Percentage
1	Yes	12809	73.8%
2	No	4531	26.1%
9	Not stated	5	0.0%
<i>Warning: these figures indicate the number of cases found in the data file. They cannot be interpreted as summary statistics of the population of interest.</i>			
<b># E010: How often is your performance appraised?</b>			
<b>Information</b>	[Type= discrete] [Format=numeric] [Range= 1-9] [Missing=*]		
<b>Statistics [NW/ W]</b>	[Valid=17345 /-] [Invalid=0 /-]		
Value	Label	Cases	Percentage
1	Never	4531	26.1%
2	Monthly	2763	15.9%
3	Quarterly	3180	18.3%
4	Bi-Annually	736	4.2%
5	Annually	2166	12.5%
6	Ad hoc	3649	21.0%
7	Don't know	315	1.8%
9	Missing value	5	0.0%
<i>Warning: these figures indicate the number of cases found in the data file. They cannot be interpreted as summary statistics of the population of interest.</i>			
<b># E011: Who appraises your performance?</b>			
<b>Information</b>	[Type= discrete] [Format=numeric] [Range= 1-9] [Missing=*]		
<b>Statistics [NW/ W]</b>	[Valid=12814 /-] [Invalid=4531 /-]		
Value	Label	Cases	Percentage
1	General manager/director	2994	23.4%
2	HR officer	1932	15.1%
3	Departmental head	2615	20.4%
4	Immediate supervisor	3948	30.8%
5	Consultant	220	1.7%
6	Panel	869	6.8%
7	Other (specify)	212	1.7%
9	Missing value	24	0.2%
Sysmiss		4531	
<i>Warning: these figures indicate the number of cases found in the data file. They cannot be interpreted as summary statistics of the population of interest.</i>			
<b># E011S: Other-Specify</b>			
<b>Information</b>	[Type= discrete] [Format=character] [Missing=*]		
<b>Statistics [NW/ W]</b>	[Valid=208 /-] [Invalid=0 /-]		



# E011S: Other-Specify

Value	Label	Cases	Percentage
ABA LABORANTE BA HOPITALE		1	0.5%
ABADUKURIYE		1	0.5%
ABAGANGA BAVUYE KABGAYI HOSPIT		1	0.5%
ABAKOZI B'AKARERE		1	0.5%
ABAKOZI BA FHI 360		1	0.5%
ABAKOZI BA PBF		1	0.5%
ABAKOZI BO KURI DOUANE		1	0.5%
ABAKOZI DUKORANA		1	0.5%
ABAKOZIBABA		1	0.5%
ABASHINZWE GUHUGURA AMATORERO		1	0.5%
ABASHINZWE MUTUELLE KU KARERE		1	0.5%
ABASHINZWE UMUTEKANO		2	1.0%
ABASHYINZWE HYGIENE MU KARERE		1	0.5%
ABASUPERVISE BO KURI HOPITAL		1	0.5%
ABASUPERVISE KURI HOPITAL		1	0.5%
ABATECHNICIE BO KUBITARO BIKU		1	0.5%
ABO MU KARERE		1	0.5%
ABONAKORA GUSA,NTAWE		1	0.5%
AGRONOME		1	0.5%
AKANAMA GASHINZWE ISUKU		1	0.5%
AKARERE		3	1.4%
AUDITEUR		2	1.0%
AUDITEUR INTERNE		2	1.0%
AUDITRICE		1	0.5%

# E011S: Other-Specify

Value	Label	Cases	Percentage
BAHEREZWA N'IBITARO BIKURU		1	0.5%
BAZA BATURUTSE KURI RLS		1	0.5%
BIMENYA ABADUKURIYE		1	0.5%
BIMENYA ABOHEJURU		1	0.5%
BITARO BIKURU		1	0.5%
BOSE MBONABAZA		1	0.5%
BUSHENGE HOSPITAL		1	0.5%
CHEF COMPTABLE		1	0.5%
CHEF COMPTABLE MURI HOPITAL		1	0.5%
CHEF DE ZONE		1	0.5%
COMITE DE GESTION		2	1.0%
COMITE Y'IKIGO		1	0.5%
COMITE Y'ITERAMBERE MW'ITORERO		1	0.5%
COMITES DE GESTION		1	0.5%
COMMANDAT WA POLICE		1	0.5%
COMMITES DE GESTION		1	0.5%
COMMITTE YE ASSOCIATION		1	0.5%
COMMUTE DE GESTION		1	0.5%
COMPTABLE		1	0.5%
COMPTABLE DE L'HOPITAL		1	0.5%
CONSEIL D'ADMINISTRA		1	0.5%
CONSEIL DE SURVEILLANCE		1	0.5%
CONSILITANT		1	0.5%
Comptable w'ibitaro		1	0.5%
Comptable wa hopital		1	0.5%

# E011S: Other-Specify

Value	Label	Cases	Percentage
DEPUTY IN CHARGE OF TRAINING		1	0.5%
DICTRICT		1	0.5%
EQUIPE ZATORANYIJW		1	0.5%
EVALUATION MURI HOPITAL		1	0.5%
GRAND HOPITAL		1	0.5%
HOP DE DISTRICT		1	0.5%
HOPITAL		1	0.5%
HOPITAL DE DISTRICT		3	1.4%
HOPITAL DU DISTICT		1	0.5%
HOPITAL YA DISTRICT		1	0.5%
HOPITAL YABAKOZI		1	0.5%
IMPUGUKE MUBYA LABORANTINE		1	0.5%
INAMA RUSANGE YA PAROISSE		1	0.5%
INAMA Y'UBUGENZUZI		1	0.5%
INSPECTEUR DE LA BNR		1	0.5%
INSPECTION DE L'HOPITAL		1	0.5%
INSPECTOR OF BNR		1	0.5%
INTERNAL AUDITOR		1	0.5%
ITSINDA RISHINZWE AMADONE		1	0.5%
ITSINDA RITANGWA N'IBITARO		1	0.5%
ITSINDA RY'ABAGANGA BATOWE		1	0.5%
ITSINDA RY'ABAKOZI		2	1.0%
LABORATOIRE NATIONAL		1	0.5%
LABORATOIRE NATIONALE		3	1.4%

### # E011S: Other-Specify

Value	Label	Cases	Percentage
LES DOCTEURS DE L'HOPITAL		1	0.5%
LES POINTS FOCAUX		1	0.5%
LES SUPERIEUR DE DISTRICT		1	0.5%
MBONA NTAWE		1	0.5%
MENYA ARIBADUKURI'		1	0.5%
MINISANTE		6	2.9%
MINISANTEJ		1	0.5%
MINISTERE Y'UBUZIMA		1	0.5%
MUBITARO BIKURU		1	0.5%
MURI ATELIER		1	0.5%
NAEB EX OCIR CAFE		1	0.5%
NI MUSHYA		1	0.5%
NIBWO NGITANGIRA		1	0.5%
NJYANAMA YA KARERE		1	0.5%
NJYE NJYENYINE		1	0.5%
NTABIZI		6	2.9%
NTABONA UMWANYA WO KUBIMENYA		1	0.5%
NTABONDABO		1	0.5%
NTABYAMENY.		1	0.5%
NTABYO ARABONA KUBERA NI MUSHY		1	0.5%
NTABYO AZI		4	1.9%
NTAMUZI		1	0.5%
NTAWE		2	1.0%
NTAWE AZI		2	1.0%
NTAWE N'UMUKORESH		1	0.5%
NTAWE NDABONA		1	0.5%
NTAWE URAYIMUKORE		1	0.5%
NTAWUZI		1	0.5%
NYI IKIGO		1	0.5%

## # E011S: Other-Specify

Value	Label	Cases	Percentage
NYIRIKIGO		1	0.5%
ODITEURS DE LA DIRECTION		1	0.5%
OFFICE ADMINISTRATC		1	0.5%
PATNERS(SWIT		1	0.5%
PBFI		1	0.5%
PBF[PERFORMA BASED FUNDING]		1	0.5%
POLICE		1	0.5%
PRES.WA COMITE NA GERANT		1	0.5%
RCA NA BNR		1	0.5%
RRA		2	1.0%
RSSP		1	0.5%
RWANDA COOPERATIVE AGENCE		1	0.5%
RWANDA REVENUE		1	0.5%
RWANDA REVENUE AUTHORITY		1	0.5%
SIMUZI		4	1.9%
SIMUZI,SINZI NIGIHE BUSUZUMWA		1	0.5%
SINDAMUMENY		3	1.4%
SINDAYIKOREF MAZE IGIHE		1	0.5%
SINZI NIBA BUNASUZUMW		1	0.5%
SOCIALE		1	0.5%
STOREKEEPER		1	0.5%
SUPERCISION- TECHNIC		1	0.5%
SUPERIVISEUR DE DISTRICT		1	0.5%
SUPERIVISIEUR DE DISTRICT		1	0.5%
SUPERVISEUR		5	2.4%
SUPERVISEUR COMPTABLE HOPITAL		1	0.5%
SUPERVISEUR DE L'HOPITAL		4	1.9%
SUPERVISEUR DICTRICT SANITAIRE		1	0.5%

# E011S: Other-Specify

Value	Label	Cases	Percentage
SUPERVISEUR DU DISTRICT		1	0.5%
SUPERVISEUR DU DISTRICT DE SAN		1	0.5%
SUPERVISEUR DU DISTRICT SANITA		2	1.0%
SUPERVISEUR DU MINISANTE		1	0.5%
SUPERVISEUR W'IBITARO		1	0.5%
SUPERVISEUR WA MINISANTE		1	0.5%
SUPERVISOR		1	0.5%
SUPRVSEUR DU DISTRICT SANITAIR		1	0.5%
TEAM Y'AKARERE		1	0.5%
TUTULAIRE		1	0.5%
UBUYOBOZI B'UMURENGE NA POLICE		1	0.5%
UKURIYE POLICE MU KARERE		1	0.5%
UMUHUZABIKO N'IMINSHINGA		1	0.5%
UMUKOZI MUGENZI WANJYE		1	0.5%
UMUKOZI UBISHINZWE		1	0.5%
UMUKOZI USHINZWE IGENZURA		1	0.5%
UMUKOZI UVUYE KURI BRANCHE		1	0.5%
UMUKOZI W'IBITARO BY'AKARERE		1	0.5%
UMUKOZI WESE W'UMURENGE		1	0.5%
UMUKOZI WO MURI MINISANTE		1	0.5%
UMUKURUM WA POLICE		1	0.5%
UMUTERANKU		1	0.5%
UMUYOBOZI W'UMURENGE		1	0.5%

<b># E011S: Other-Specify</b>			
<b>Value</b>	<b>Label</b>	<b>Cases</b>	<b>Percentage</b>
UMUYOBOZI WO MU KARERE		1	0.5%
USDOL		1	0.5%
USHINZE ISUKU MU KARERE KUBUZI		1	0.5%
USHINZWE ABAFATABUGU		1	0.5%
USHINZWE ABAJYANAMA B'UBUZIMA		1	0.5%
USHINZWE AMASUKU		1	0.5%
USHINZWE FIANCE/ MINASANTE		1	0.5%
USHINZWE HYGIENE MUKIGO		1	0.5%
USHINZWE ISUKU MU KARERE		1	0.5%
USUKURA DIOCESE YA KABGAYI		1	0.5%
UWATANZE ISOKO		1	0.5%
UWOBAFATAN		1	0.5%
minisante		1	0.5%
superviseur du district sanita		1	0.5%
superviseur wa hopital		1	0.5%
<i>Warning: these figures indicate the number of cases found in the data file. They cannot be interpreted as summary statistics of the population of interest.</i>			
<b># E012: Has your performance been appraised since your begun working for this establishment?</b>			
<b>Information</b>	[Type= discrete] [Format=numeric] [Range= 1-9] [Missing=*]		
<b>Statistics [NW/ W]</b>	[Valid=12814 /-] [Invalid=4531 /-]		
<b>Value</b>	<b>Label</b>	<b>Cases</b>	<b>Percentage</b>
1	Yes	12019	93.8%
2	No	787	6.1%
9	Missing value	8	0.1%
Sysmiss		4531	
<i>Warning: these figures indicate the number of cases found in the data file. They cannot be interpreted as summary statistics of the population of interest.</i>			
<b># E020: Do you receive a feedback?</b>			
<b>Information</b>	[Type= discrete] [Format=numeric] [Range= 1-9] [Missing=*]		
<b>Statistics [NW/ W]</b>	[Valid=12023 /-] [Invalid=5322 /-]		
<b>Value</b>	<b>Label</b>	<b>Cases</b>	<b>Percentage</b>
1	Yes	11439	95.1%

<b># E020: Do you receive a feedback?</b>			
Value	Label	Cases	Percentage
2	No	578	4.8%
9	Missing value	6	0.0%
Sysmiss		5322	
<i>Warning: these figures indicate the number of cases found in the data file. They cannot be interpreted as summary statistics of the population of interest.</i>			
<b># F010: Have you ever been promoted since you joined your current employer?</b>			
<b>Information</b>	[Type= discrete] [Format=numeric] [Range= 1-9] [Missing=*]		
<b>Statistics [NW/ W]</b>	[Valid=17345 /-] [Invalid=0 /-]		
Value	Label	Cases	Percentage
1	Yes	3467	20.0%
2	No	13875	80.0%
9	Missing value	3	0.0%
<i>Warning: these figures indicate the number of cases found in the data file. They cannot be interpreted as summary statistics of the population of interest.</i>			
<b># F020A: Year</b>			
<b>Information</b>	[Type= continuous] [Format=numeric] [Range= 0-99] [Missing=*]		
<b>Statistics [NW/ W]</b>	[Valid=3467 /-] [Invalid=13878 /-] [Mean=2.411 /-] [StdDev=4.749 /-]		
<b># F020A_INT: LAST PROMOTION IN INTERVAL</b>			
<b>Information</b>	[Type= discrete] [Format=numeric] [Range= 0-5] [Missing=*]		
<b>Statistics [NW/ W]</b>	[Valid=3467 /-] [Invalid=13878 /-]		
Value	Label	Cases	Percentage
0	Less than 1year	1037	29.9%
1	1year-	880	25.4%
2	2 to 3Years	878	25.3%
3	4 to 5 Years	324	9.3%
4	6 Years and above	344	9.9%
5	Not stated	4	0.1%
Sysmiss		13878	
<i>Warning: these figures indicate the number of cases found in the data file. They cannot be interpreted as summary statistics of the population of interest.</i>			
<b># G010: How many hours do you usually work in a week?</b>			
<b>Information</b>	[Type= continuous] [Format=numeric] [Range= 1-99] [Missing=*/999]		
<b>Statistics [NW/ W]</b>	[Valid=17338 /-] [Invalid=7 /-] [Mean=53.085 /-] [StdDev=16.824 /-]		
<b># G020: Are you entitled to annual leave days?</b>			
<b>Information</b>	[Type= discrete] [Format=numeric] [Range= 1-9] [Missing=*]		
<b>Statistics [NW/ W]</b>	[Valid=17345 /-] [Invalid=0 /-]		
Value	Label	Cases	Percentage
1	Yes	11126	64.1%
2	No	6208	35.8%
9	Missing value	11	0.1%
<i>Warning: these figures indicate the number of cases found in the data file. They cannot be interpreted as summary statistics of the population of interest.</i>			
<b># G030A: Calendar days</b>			
<b>Information</b>	[Type= continuous] [Format=numeric] [Range= 1-90] [Missing=*/99/0]		
<b>Statistics [NW/ W]</b>	[Valid=8056 /-] [Invalid=9289 /-] [Mean=28.198 /-] [StdDev=4.804 /-]		



<b># G030B: Working days</b>			
<b>Information</b>	[Type= continuous] [Format=numeric] [Range= 1-48] [Missing=*888/0]		
<b>Statistics [NW/ W]</b>	[Valid=2853 /-] [Invalid=14492 /-] [Mean=19.905 /-] [StdDev=4.512 /-]		
<b># G040: How long does it take you to reach your workplace?</b>			
<b>Information</b>	[Type= discrete] [Format=numeric] [Range= 1-9] [Missing=*]		
<b>Statistics [NW/ W]</b>	[Valid=17345 /-] [Invalid=0 /-]		
<b>Value</b>	<b>Label</b>	<b>Cases</b>	<b>Percentage</b>
1	Less than 10 minutes	3339	19.3%
2	10 - 20 minutes	3974	22.9%
3	21 - 30 minutes	3333	19.2%
4	More than 30 minutes	6686	38.5%
9	Missing value	13	0.1%
<i>Warning: these figures indicate the number of cases found in the data file. They cannot be interpreted as summary statistics of the population of interest.</i>			
<b># G050: Main mode of transport you use to reach your workplace</b>			
<b>Information</b>	[Type= discrete] [Format=numeric] [Range= 1-9] [Missing=*]		
<b>Statistics [NW/ W]</b>	[Valid=17345 /-] [Invalid=0 /-]		
<b>Value</b>	<b>Label</b>	<b>Cases</b>	<b>Percentage</b>
1	Public transport (taxi, bus)	3720	21.4%
2	Office transport	593	3.4%
3	On foot	10794	62.2%
4	Own transport	1051	6.1%
5	Hired (Car, Motor cycle, bicycle)	1068	6.2%
6	Other (specify)	103	0.6%
9	Missing value	16	0.1%
<i>Warning: these figures indicate the number of cases found in the data file. They cannot be interpreted as summary statistics of the population of interest.</i>			
<b># G050S: Other-Specify</b>			
<b>Information</b>	[Type= discrete] [Format=character] [Missing=*]		
<b>Statistics [NW/ W]</b>	[Valid=104 /-] [Invalid=0 /-]		
<b>Value</b>	<b>Label</b>	<b>Cases</b>	<b>Percentage</b>
5		1	1.0%
ABA AHO AKORERA		3	2.9%
ABA KU KAZI		6	5.8%
ABA KUKAZI		6	5.8%
ABA MU KIGO		11	10.6%
ABA MU KIGO AKORAMO		1	1.0%
ABA MU MAZU Y'IKIGO		1	1.0%
ABA MU RUGO		1	1.0%
ABA MUKIGO		5	4.8%
ABA MUKIGO AKORERAMO		1	1.0%
ABA MUMACUMBI YIKIGO		1	1.0%

**# G050S: Other-Specify**

Value	Label	Cases	Percentage
ABA MUNZU AKORERAMO		1	1.0%
ABA MURI NEW KINGDOM		1	1.0%
ABA MURI PASADENA		1	1.0%
ABAHATA NTABWO		1	1.0%
ABAKUKAZI		5	4.8%
ABAKUNZI		1	1.0%
ABAMO		1	1.0%
ABAMO AHO AKORERA		1	1.0%
ABO MU KIGO		2	1.9%
ABO MUKIGO		2	1.9%
ACUMBIKIWE KU KAZI		1	1.0%
ACUMBITSE KUKAZI		1	1.0%
ACUMBITSE MU KIGO		1	1.0%
AGENDA NA MOTO YE		1	1.0%
AHO AKORERA NIHO ABA		1	1.0%
AKORA AHABA		1	1.0%
AKORA ATAHA		1	1.0%
ARAHABA		2	1.9%
ARARA AHO AKORERA		2	1.9%
ARARA MU KIGO		1	1.0%
ARERE MU KIGO		1	1.0%
ARORA MU KIGO CENTRE DE SANTE		1	1.0%
ATUYE MU KIGO		1	1.0%
ATUYE MUNZU Y'URUGANDA		1	1.0%
AZA N'AMAGURU		1	1.0%
AZA NIGARE		1	1.0%
AZA NIGARE RYE		1	1.0%
BABAMUKIGO		1	1.0%

### # G050S: Other-Specify

Value	Label	Cases	Percentage
BABATWARA IGICE AHANDI AKITEGE		1	1.0%
BARABACUMB		1	1.0%
BARARA MU KIGO (MURI BAR)		1	1.0%
BARARA MU KIGO MURI BAR		1	1.0%
COMPANY VEHICULE		1	1.0%
HE STAY AT THE JOB		1	1.0%
HE STAYS IN		1	1.0%
IGARE RY'AKAZI		1	1.0%
IGARE RYE		2	1.9%
IGARE RYIWE		1	1.0%
IMODOKA Y'UMUGABO		1	1.0%
IMODOKA YO MU RUGO		1	1.0%
KWIZANA KU IGARE		1	1.0%
MBA KUKAZI		1	1.0%
MBA KU KAZI		1	1.0%
MBA MU KIGO		2	1.9%
MOTO YE		1	1.0%
MOTO Y'AKAZI		2	1.9%
MOTOCYCLETI		1	1.0%
MOTOR YINE		1	1.0%
MOTORBILE		1	1.0%
N IGARE		1	1.0%
NIHO ATUYE		1	1.0%
NTABWO BARABACUMB		1	1.0%
NTABWO BATEGA BARABACUMB		1	1.0%
barancumbikira		1	1.0%
moto y'akaza		1	1.0%
umukozi aba mu kigo		1	1.0%

*Warning: these figures indicate the number of cases found in the data file. They cannot be interpreted as summary statistics of the population of interest.*

### # G060: Entitled to medical care assistance

<b>Information</b>	[Type= discrete] [Format=numeric] [Range= 1-9] [Missing=*]
<b>Statistics [NW/ W]</b>	[Valid=17345 /-] [Invalid=0 /-]

<b># G060: Entitled to medical care assistance</b>			
Value	Label	Cases	Percentage
1	Yes	9491	54.7%
2	No	7847	45.2%
9	Missing value	7	0.0%
<i>Warning: these figures indicate the number of cases found in the data file. They cannot be interpreted as summary statistics of the population of interest.</i>			
<b># G061: To what extent does it cover your medical expenses?</b>			
<b>Information</b>	[Type= discrete] [Format=numeric] [Range= 1-9] [Missing=*]		
<b>Statistics [NW/ W]</b>	[Valid=9491 /-] [Invalid=7854 /-]		
Value	Label	Cases	Percentage
1	Partially	8326	87.7%
2	Totally	1156	12.2%
9	Missing value	9	0.1%
Sysmiss		7854	
<i>Warning: these figures indicate the number of cases found in the data file. They cannot be interpreted as summary statistics of the population of interest.</i>			
<b># G070: Does the assistance extend to your family?</b>			
<b>Information</b>	[Type= discrete] [Format=numeric] [Range= 1-9] [Missing=*]		
<b>Statistics [NW/ W]</b>	[Valid=9491 /-] [Invalid=7854 /-]		
Value	Label	Cases	Percentage
1	Yes	6830	72.0%
2	No	2633	27.7%
9	Missing value	28	0.3%
Sysmiss		7854	
<i>Warning: these figures indicate the number of cases found in the data file. They cannot be interpreted as summary statistics of the population of interest.</i>			
<b># G080A: Clothing/Uniform</b>			
<b>Information</b>	[Type= discrete] [Format=numeric] [Range= 1-9] [Missing=*]		
<b>Statistics [NW/ W]</b>	[Valid=17345 /-] [Invalid=0 /-]		
Value	Label	Cases	Percentage
1	Yes all	7923	45.7%
2	Yes partially	931	5.4%
3	No	8476	48.9%
9	Not stated	15	0.1%
<i>Warning: these figures indicate the number of cases found in the data file. They cannot be interpreted as summary statistics of the population of interest.</i>			
<b># G080B: Protective gear</b>			
<b>Information</b>	[Type= discrete] [Format=numeric] [Range= 1-9] [Missing=*]		
<b>Statistics [NW/ W]</b>	[Valid=17345 /-] [Invalid=0 /-]		
Value	Label	Cases	Percentage
1	Yes all	7613	43.9%
2	Yes partially	1021	5.9%
3	No	8697	50.1%
9	Not stated	14	0.1%
<i>Warning: these figures indicate the number of cases found in the data file. They cannot be interpreted as summary statistics of the population of interest.</i>			
<b># G080C: Accommodation</b>			
<b>Information</b>	[Type= discrete] [Format=numeric] [Range= 1-9] [Missing=*]		

<b># G080C: Accommodation</b>			
<b>Statistics [NW/ W]</b>		[Valid=17345 /-] [Invalid=0 /-]	
<b>Value</b>	<b>Label</b>	<b>Cases</b>	<b>Percentage</b>
1	Yes all	2176	12.5%
2	Yes partially	1070	6.2%
3	No	14085	81.2%
9	Not stated	14	0.1%
<i>Warning: these figures indicate the number of cases found in the data file. They cannot be interpreted as summary statistics of the population of interest.</i>			
<b># G080D: Transport</b>			
<b>Information</b>		[Type= discrete] [Format=numeric] [Range= 1-9] [Missing=*]	
<b>Statistics [NW/ W]</b>		[Valid=17345 /-] [Invalid=0 /-]	
<b>Value</b>	<b>Label</b>	<b>Cases</b>	<b>Percentage</b>
1	Yes all	1519	8.8%
2	Yes partially	1095	6.3%
3	No	14715	84.8%
9	Not stated	16	0.1%
<i>Warning: these figures indicate the number of cases found in the data file. They cannot be interpreted as summary statistics of the population of interest.</i>			
<b># G080E: Pay to and from annual leave</b>			
<b>Information</b>		[Type= discrete] [Format=numeric] [Range= 1-9] [Missing=*]	
<b>Statistics [NW/ W]</b>		[Valid=17345 /-] [Invalid=0 /-]	
<b>Value</b>	<b>Label</b>	<b>Cases</b>	<b>Percentage</b>
1	Yes all	10402	60.0%
2	Yes partially	401	2.3%
3	No	6527	37.6%
9	Not stated	15	0.1%
<i>Warning: these figures indicate the number of cases found in the data file. They cannot be interpreted as summary statistics of the population of interest.</i>			
<b># G080F: Food</b>			
<b>Information</b>		[Type= discrete] [Format=numeric] [Range= 1-9] [Missing=*]	
<b>Statistics [NW/ W]</b>		[Valid=17345 /-] [Invalid=0 /-]	
<b>Value</b>	<b>Label</b>	<b>Cases</b>	<b>Percentage</b>
1	Yes all	3277	18.9%
2	Yes partially	1794	10.3%
3	No	12258	70.7%
9	Not stated	16	0.1%
<i>Warning: these figures indicate the number of cases found in the data file. They cannot be interpreted as summary statistics of the population of interest.</i>			
<b># G080G: Free education for dependants</b>			
<b>Information</b>		[Type= discrete] [Format=numeric] [Range= 1-9] [Missing=*]	
<b>Statistics [NW/ W]</b>		[Valid=17345 /-] [Invalid=0 /-]	
<b>Value</b>	<b>Label</b>	<b>Cases</b>	<b>Percentage</b>
1	Yes all	327	1.9%
2	Yes partially	680	3.9%
3	No	16322	94.1%
9	Not stated	16	0.1%
<i>Warning: these figures indicate the number of cases found in the data file. They cannot be interpreted as summary statistics of the population of interest.</i>			

<b># G080H: Maternal and paternal leave</b>			
<b>Information</b>	[Type= discrete] [Format=numeric] [Range= 1-9] [Missing=*]		
<b>Statistics [NW/ W]</b>	[Valid=17345 /-] [Invalid=0 /-]		
<b>Value</b>	<b>Label</b>	<b>Cases</b>	<b>Percentage</b>
1	Yes all	12205	70.4%
2	Yes partially	356	2.1%
3	No	4770	27.5%
9	Not stated	14	0.1%
<i>Warning: these figures indicate the number of cases found in the data file. They cannot be interpreted as summary statistics of the population of interest.</i>			
<b># G080I: Health and safety</b>			
<b>Information</b>	[Type= discrete] [Format=numeric] [Range= 1-9] [Missing=*]		
<b>Statistics [NW/ W]</b>	[Valid=17345 /-] [Invalid=0 /-]		
<b>Value</b>	<b>Label</b>	<b>Cases</b>	<b>Percentage</b>
1	Yes all	3421	19.7%
2	Yes partially	1096	6.3%
3	No	12810	73.9%
9	Not stated	18	0.1%
<i>Warning: these figures indicate the number of cases found in the data file. They cannot be interpreted as summary statistics of the population of interest.</i>			
<b># G080J: Terminal benefits</b>			
<b>Information</b>	[Type= discrete] [Format=numeric] [Range= 1-9] [Missing=*]		
<b>Statistics [NW/ W]</b>	[Valid=17345 /-] [Invalid=0 /-]		
<b>Value</b>	<b>Label</b>	<b>Cases</b>	<b>Percentage</b>
1	Yes all	7017	40.5%
2	Yes partially	551	3.2%
3	No	9761	56.3%
9	Not stated	16	0.1%
<i>Warning: these figures indicate the number of cases found in the data file. They cannot be interpreted as summary statistics of the population of interest.</i>			
<b># G080K: Any other (specify)</b>			
<b>Information</b>	[Type= discrete] [Format=numeric] [Range= 1-9] [Missing=*]		
<b>Statistics [NW/ W]</b>	[Valid=17345 /-] [Invalid=0 /-]		
<b>Value</b>	<b>Label</b>	<b>Cases</b>	<b>Percentage</b>
1	Yes all	165	1.0%
2	Yes partially	826	4.8%
3	No	16269	93.8%
9	Not stated	85	0.5%
<i>Warning: these figures indicate the number of cases found in the data file. They cannot be interpreted as summary statistics of the population of interest.</i>			
<b># G080S: Other-Specify</b>			
<b>Information</b>	[Type= discrete] [Format=character] [Missing=*]		
<b>Statistics [NW/ W]</b>	[Valid=87 /-] [Invalid=0 /-]		
<b>Value</b>	<b>Label</b>	<b>Cases</b>	<b>Percentage</b>
.		2	2.3%
13		1	1.1%
3		9	10.3%
AGAHIMBAZAN		1	1.1%

### # G080S: Other-Specify

Value	Label	Cases	Percentage
AMAKARITA YA TELEPHONE		1	1.1%
ATTESTATION MEDICALE		1	1.1%
BONUS		3	3.4%
BUDGET Z'ABAKOZI		1	1.1%
CARTE DU TRAVAIL		1	1.1%
COMJMUNICAT		1	1.1%
COMMUNICATI		12	13.8%
COMMUNICATI GRATUITE		1	1.1%
COMUNICATIO		1	1.1%
CREDIT YA MOTO		1	1.1%
EXHONERATIO		1	1.1%
FETE DE FIN D'UNE ANNEE		1	1.1%
FETE DU FIN D'ANNEE		1	1.1%
FETE PATRONALE		1	1.1%
FETE UNE FOIS PAR AN		1	1.1%
FETER LA FIN DE L'ANNEE		1	1.1%
FORMATION PROFESSIONN		1	1.1%
FRAIS DE COMMUNICATI		6	6.9%
FRS YA TELEPHONE		1	1.1%
GUFASHA GUSHYINGUR		1	1.1%
GUFASHA UGIYE MU ZABUKURU		1	1.1%
GUFASHA UWAGIZE IBYAGO		1	1.1%
GUHABWA CREDIT		1	1.1%
GUHEBWA UKWEZI KWA 13		1	1.1%
GUHEMBERWA AMASAHA Y'IKIRENGA		1	1.1%
GUSONERWA UMUSORO		1	1.1%

**# G080S: Other-Specify**

Value	Label	Cases	Percentage
GUSURA UWAGIZE IBYAGO		1	1.1%
GUTABARA NO KWIDAGADUR.		1	1.1%
GUTANGA FRW GUHANAGURA AMAKOTI		1	1.1%
GUTNGA ISNDUKU KUMUKOZI UPFUYE		1	1.1%
IBIKORESHO BYOSE BY'ISUKU		1	1.1%
IKIGEGA CY'INGOBOKA		1	1.1%
IYO UMUNTU YAGIZE IBYAGO		1	1.1%
IYO UPFUSHIJE BAGURA ISANDUKA		1	1.1%
KUYAGIRWA,G MUMAKWE		1	1.1%
LAP TOP &MADEM		1	1.1%
LEAVE ALLOWANCE		1	1.1%
PECULE DE VACANCE		1	1.1%
PECULES DES VACANCES ,BO		1	1.1%
PRIME		1	1.1%
PRIME DE RESPONSABILIT		1	1.1%
PRIME RESPONSABILIT COMMU		1	1.1%
REBCTED TICKETS		1	1.1%
REQUIRE DU CONGE		1	1.1%
SOFT LOANS TO WORKERS		1	1.1%
SPORT		1	1.1%
TELEPHONET,U		1	1.1%
TICKET YOKUJYA MURI VACANCE 1		1	1.1%
UMURIMO WO GUHINGA		1	1.1%



**# G080S: Other-Specify**

Value	Label	Cases	Percentage
agahimbazamusyi		1	1.1%
bonus		3	3.4%
bonuses		1	1.1%
communication		1	1.1%
facilitation ugiye gufata cred		1	1.1%

Warning: these figures indicate the number of cases found in the data file. They cannot be interpreted as summary statistics of the population of interest.

**# G090: How often does your salary get increased?**

<b>Information</b>	[Type= discrete] [Format=numeric] [Range= 1-9] [Missing=*]
<b>Statistics [NW/ W]</b>	[Valid=17345 /-] [Invalid=0 /-]

Value	Label	Cases	Percentage
1	Every year	2895	16.7%
2	Once every three years	945	5.4%
3	Once over three years	672	3.9%
4	No increase	9773	56.3%
5	Doesn't know	2927	16.9%
6	No remuneration	117	0.7%
9	Missing value	16	0.1%

Warning: these figures indicate the number of cases found in the data file. They cannot be interpreted as summary statistics of the population of interest.

**# G091: Is your salary annually adjusted for inflation?**

<b>Information</b>	[Type= discrete] [Format=numeric] [Range= 1-9] [Missing=*]
<b>Statistics [NW/ W]</b>	[Valid=4512 /-] [Invalid=12833 /-]

Value	Label	Cases	Percentage
1	Yes, always	219	4.9%
2	Yes, sometimes	481	10.7%
3	No	3595	79.7%
4	Dont know	185	4.1%
9	Missing value	32	0.7%
Sysmiss		12833	

Warning: these figures indicate the number of cases found in the data file. They cannot be interpreted as summary statistics of the population of interest.

**# H010: Member of any trade union**

<b>Information</b>	[Type= discrete] [Format=numeric] [Range= 1-9] [Missing=*]
<b>Statistics [NW/ W]</b>	[Valid=17345 /-] [Invalid=0 /-]

Value	Label	Cases	Percentage
1	Yes	5474	31.6%
2	No	11868	68.4%
9	Missing value	3	0.0%

Warning: these figures indicate the number of cases found in the data file. They cannot be interpreted as summary statistics of the population of interest.

**# H020: If No, why?**

<b>Information</b>	[Type= discrete] [Format=numeric] [Range= 1-9] [Missing=*]
<b>Statistics [NW/ W]</b>	[Valid=11869 /-] [Invalid=5476 /-]

Value	Label	Cases	Percentage
1	Employer does not allow	550	4.6%

**# H020: If No, why?**

<b>Value</b>	<b>Label</b>	<b>Cases</b>	<b>Percentage</b>
2	I do not know any union	9679	81.5%
3	Unions do not help	537	4.5%
4	Other (specify)	994	8.4%
9	Missing value	109	0.9%
Sysmiss		5476	

*Warning: these figures indicate the number of cases found in the data file. They cannot be interpreted as summary statistics of the population of interest.*

<b># H021: Is your employer contributing regularly to the social security fund for you?</b>			
<b>Information</b>		[Type= discrete] [Format=numeric] [Range= 1-9] [Missing=*]	
<b>Statistics [NW/ W]</b>		[Valid=17345 /-] [Invalid=0 /-]	
<b>Value</b>	<b>Label</b>	<b>Cases</b>	<b>Percentage</b>
1	Yes	12534	72.3%
2	No	4091	23.6%
3	Don't know	714	4.1%
9	Missing value	6	0.0%
<i>Warning: these figures indicate the number of cases found in the data file. They cannot be interpreted as summary statistics of the population of interest.</i>			
<b># H020S: Other-Specify</b>			
<b>Information</b>		[Type= discrete] [Format=character] [Missing=*]	
<b>Statistics [NW/ W]</b>		[Valid=978 /-] [Invalid=0 /-]	
<b>Value</b>	<b>Label</b>	<b>Cases</b>	<b>Percentage</b>
1		1	0.1%
2		1	0.1%
ABA CHAUFFEUR NTI BAHORAHO		1	0.1%
ABA MU MASHYIRAHAM YANDI		1	0.1%
ABAKIRISITO NTIBABYITABI		1	0.1%
ABAKOZI BAKE		1	0.1%
ABAKOZI BARAHINDAGU CYANE		1	0.1%
ABAKOZI BASEZERA BITUNGURANY		1	0.1%
ABAKOZI BENSHI BAKAKA IMISANZU		1	0.1%
ABAKOZZI NI BAKE NTA NYUNGU		1	0.1%
ABAPLOMBIER NI BAKE		1	0.1%
ABAPOMPISTE NI BAKE		1	0.1%
ABAYOBOZI NTABWO BABIBASHYIRA		1	0.1%
ABO BAKORANA NTABWO BABYITAHO		1	0.1%
ABO BASANGIYE UMWUGA NTIBATURA		1	0.1%

# H020S: Other-Specify

Value	Label	Cases	Percentage
ABO DUKORANA BARAHINDAGU		1	0.1%
ABONA BAKWAMBURA		1	0.1%
ABURA QUALIFICATION 20 KUJYAMO		1	0.1%
ABURA UMWAKA ARABYIBAGIRI KUB		1	0.1%
AFITE CHARGE NYINSHI NTA FRW.		1	0.1%
AFITE CHARGE NYINSHI NTIYABISH		1	0.1%
AFITE CREDIT YA BANQUE		1	0.1%
AFITE IRINDI ABAMO		1	0.1%
AFITE IRINDI ABONA		1	0.1%
AGIRA AKAZI KENSHI		1	0.1%
AHAJE VUBA		1	0.1%
AHEBWAMAKE		1	0.1%
AHONKORA NTANTAMWAN TUBONA		1	0.1%
AJE VUBA		2	0.2%
AKAZI KENSHI		10	1.0%
AKAZI KENSHI NTIKABIBEMEF		1	0.1%
AKAZI NTIKABIMWEM		1	0.1%
AMAFARANGA AKORERA NI MAKE		1	0.1%
AMAFARANGA MAKE		4	0.4%
AMAFARANGA NI MAKE		3	0.3%
AMAHURIRO ACUNGWA NABI		1	0.1%
AMASHA NTABINYEMER		1	0.1%
AMASHIRAHAN		1	0.1%

# H020S: Other-Specify

Value	Label	Cases	Percentage
AMASHIRAHAM ARAVUNISHA		1	0.1%
AMASHYIRAHAM		1	0.1%
AMASHYIRAHAM NTAKORA NEZA		1	0.1%
AMASOSIYETE		1	0.1%
AMAZE IGIHE GITO MU KAZI		2	0.2%
AMIKORO MAKE		3	0.3%
ARABAITEGAN		1	0.1%
ARABIFATANY		1	0.1%
ARABITEGANY		15	1.5%
ARABITEGANY VUBA		2	0.2%
ARABITEKEREZA		1	0.1%
ARACYABITEK		1	0.1%
ARACYABITEK		2	0.2%
ARACYABITEK		4	0.4%
ARACYABURA CONDITION ZO KUJYAM		1	0.1%
ARACYARI MUSHA		1	0.1%
ARACYARI MUSHYA		6	0.6%
ARACYARI MUSHYA NTARINJIRAMCO		1	0.1%
ARACYARI MUSHYASHYA		1	0.1%
ARACYASHAKI DOCUMENT		1	0.1%
ARASHAJE		1	0.1%
ARASHAKA UKOYAKWINJII UBU		1	0.1%
ARATEGANYA KURIJYAMO		1	0.1%
ARATEGANYA KWIYANDIKISHA		2	0.2%
ARI KUBITEKEREZA		1	0.1%
ARI KURE CYANE		1	0.1%
ARI KWITEGURA KUJYAMO		1	0.1%
ARI MURINDI HURIRO		1	0.1%
ARI MUYANDI MA'ASSOCIATI		1	0.1%

# H020S: Other-Specify

Value	Label	Cases	Percentage
ARI MUYO MURI CARTIER ATUYE		1	0.1%
ARIMO KUBITEKEREZ/		1	0.1%
ASSOCIATION YARASENYUTS		2	0.2%
ATANGIYE AKAZI VUBA		3	0.3%
ATANGIYE VUBA		1	0.1%
ATANGIYE VUBA NTARARIJYAM		1	0.1%
ATEGANYA KUJYAYO		1	0.1%
ATEGEREJE RELEVE DE COMPTE		1	0.1%
AYIMENYE VUBA ARATEGANYA KUYIJ		1	0.1%
AZARIJYAMO VUBA AHA		1	0.1%
BAFITE GAHUNDA YO KURISHYIRAHC		1	0.1%
BAFITE IY'AKARERE		1	0.1%
BAGIRA AMATIKU		1	0.1%
BAGIYE KURITANGIZA		1	0.1%
BAHEBWA MAKE		1	0.1%
BAHEMBWA MAKE		1	0.1%
BAHUJE UMWUGA BABA KURE		1	0.1%
BAMWANGIYE KUBERA ATARI NURSE		1	0.1%
BANDITSE ATARAZA MU KAZI		1	0.1%
BANZE KUTUBARURA MUBA NURSE		1	0.1%
BARABITEGAN VUBA		1	0.1%
BARABITEGAN		2	0.2%
BARABITEGEN'		1	0.1%

# H020S: Other-Specify

Value	Label	Cases	Percentage
BARABURA		1	0.1%
BARATEGANYA/ KURISHYIRAHU		1	0.1%
BARI KURITEGURA		1	0.1%
BASABA IBYANGOMBWA BYINSHI		1	0.1%
BASHATSE KWISHYIRA HAMWE		1	0.1%
BATANGA AMA FRE MENSHI		1	0.1%
BIBARUJE ARWAYE		1	0.1%
BIMUSABA AMAFARANGA ADAFITE		1	0.1%
BIMUSABA AMAFARANGA MENSHI		1	0.1%
BIRACYARI MU MIGAMBI		1	0.1%
BIRACYATEKEI		1	0.1%
BIRAGORANYE		2	0.2%
BIRAGOYE KWISHYIRA HAMWE		1	0.1%
BIRAGOYE NTABWO TUZIRANYE		1	0.1%
BIRAHENZE		1	0.1%
BIRAHENZE NTABUSHOBOZI		1	0.1%
BIRATEGANYI BUT NTIBIRANGIR		1	0.1%
BIRATEGANYWA		1	0.1%
BIRAVUNANYE		1	0.1%
BIRI GUTEGANYWA		1	0.1%
BIRI MU NZIRA		1	0.1%
BISABA AGAFARANGA GATUBUTSE		1	0.1%
BISABA AMAFARANGA		1	0.1%
BISABA AMAFARANGA ADAFITE		1	0.1%
BISABA AMAFARANGA MENSHI		6	0.6%

# H020S: Other-Specify

Value	Label	Cases	Percentage
BISABA AMAFARANGA NTAFITE		1	0.1%
BISABA AMAFRANGA		1	0.1%
BISABA AMAFRANGA MENSHI		3	0.3%
BISABA FRS MENSHI		2	0.2%
BISABA GUTANGA AMAFRANGA		1	0.1%
BISABA GUTANGA AMAFRANGA MENSH		1	0.1%
BISABA UBUSHOBOZI BWINSHI		1	0.1%
BISABAA AMAFARANGA		1	0.1%
BITEGANYIJWE VUBA		1	0.1%
BITESHA IGIHE/ BARAMBURA		1	0.1%
BURI WESE AGIRA GAHUNDA YE		1	0.1%
BYABAYE BIHAGAZE		1	0.1%
BYAMUGORA		1	0.1%
BYARANANIRA		2	0.2%
BYARI BIHARI ARIKO BYAVUYEHO		1	0.1%
BYARIBITARIG		1	0.1%
BYOBYADUSAI NTAMAFARANGA AHAR		1	0.1%
Biragoye cyane kubera		1	0.1%
COGREGATION NTIBIMWEMER		1	0.1%
COMPLICATED MECHANISMS OF JOIN		1	0.1%
CONTRAT Y'IGIHE GITO		1	0.1%
DON'T WANT TO BE		1	0.1%
DUFITE CONTRACT		1	0.1%



# H020S: Other-Specify

Value	Label	Cases	Percentage
DUHORA TWIMUKA STABILITE DUFIT		1	0.1%
DUTANGIYE VUBA		1	0.1%
FACILITATION		1	0.1%
GESTION		1	0.1%
GUHINDAGURI KW'ABAKOZI		1	0.1%
GUHURA BIRAGORANA		1	0.1%
GUHURA BIRAGOYE		1	0.1%
GUSABA AMAFARANGA MENSHI		1	0.1%
GUSHINGA IHURIRO RY'ABAKORA SA		1	0.1%
GUTEGURA GUSHINGA ASSOCIATION		1	0.1%
GUTINYA IGIHOMBO		1	0.1%
GUTINYA KWAMBURANA AMAFARA		1	0.1%
GUTURA KURE		1	0.1%
GUTURUKA KURE		1	0.1%
HABA AMATIKU		1	0.1%
HABAMO AMATIKU		1	0.1%
HABUZE UBITEKEREZAI		1	0.1%
HABUZE UBURYO(UMW.		1	0.1%
HABUZE UMWANYA WO KUJYAMO		1	0.1%
HARABO AZAKORERA MUKWA MBERE		1	0.1%
HARABURA UBUSHOBOZI		1	0.1%
HARI ABANDI BABAHAGARA		1	0.1%
HARIBISABWA BITUZUYE		1	0.1%

# H020S: Other-Specify

Value	Label	Cases	Percentage
HARIMO AMAKIMBIRAN		1	0.1%
I HAVE NO TIME TO THIS		1	0.1%
IBIBAZO BY'UMURYANC		1	0.1%
IBYANGOMBW. BISABWA NTIBIRABON		1	0.1%
IBYO RISERERANYA NTIBIKORWA		1	0.1%
IBYO YABAGAMO RYARASENYUT		1	0.1%
IDINI NTIBYEMERA		1	0.1%
IGIHE CYO KWIYANDIKISE KIBURA		1	0.1%
IGIHE NTIKIRAGERA		1	0.1%
IHINDAGURIKA RY'ABAKOZI		1	0.1%
IHINDAGURIKA RY'ABAKOZI BURI K		1	0.1%
IHINDAGURIKA RY'ABAKOZI[K		1	0.1%
IHURIRO BARIMO RYARAHAGEZE		1	0.1%
IHURIRO RYARAHAGAZI		1	0.1%
IKIBAZO CY'UBUSHOBO:		1	0.1%
IKIBAZO CYA MILIEU		1	0.1%
IKIMINA BARIMO CYARASENYUT		2	0.2%
IKIMINA BARIMU CYARASENYUT		1	0.1%
IMIKORERE MIBI YAMASHIRAH		1	0.1%
IMIKORERE MIBI YAMASHYIRAF		1	0.1%
IMPAMVU ZIHARIYE ATASHATSE KUG		1	0.1%
IMYEMERERE NTIBYEMERA		1	0.1%

# H020S: Other-Specify

Value	Label	Cases	Percentage
IMYUNVIRE IDAHUYE		1	0.1%
INTEKO YARABAYE ATEGEREJE INDI		1	0.1%
INZU YARARIMO YARASENYUTS		1	0.1%
IRI KURE Y'AHO AKORERA		1	0.1%
IRIHARI NTARYIZEYE		1	0.1%
IRIHARI NTIRIKORA NEZA		1	0.1%
IRYO BARIMO RYOHANZE		1	0.1%
IRYO BATKEREJE NTIBARARITAN		1	0.1%
IRYO NARI NDIMO NTIRIGIKORA		1	0.1%
IRYO NARI NDIMO RYARASENYUT		1	0.1%
IRYO NARIMO RYARASENYUT		1	0.1%
IRYO TWABAGAMO RYARASENYUT		1	0.1%
IRYO YABAGANO RYARAHOGZE		1	0.1%
ISHYIRAHAMW BARASENYUTS		1	0.1%
ISHYIRAHAMW BATANGA FRW MENS		1	0.1%
ISHYIRAHAMW RIRI KUKAZI		1	0.1%
ISHYIRAHAMW RYARAMWAMI		1	0.1%
ISHYIRAHAMW RYARASENYUT		3	0.3%
ISHYIRAHAMW YARARIMO RYARASEN		1	0.1%
IYONARINDIMC		1	0.1%
KUBERA AKAZI GUHURA NTIBYOROSH		1	0.1%

# H020S: Other-Specify

Value	Label	Cases	Percentage
KUBERA GUHORA BIMUKA		1	0.1%
KUBERA GUHORA TWIMUKA		1	0.1%
KUBERA ICYIZERE GIKE		1	0.1%
KUBERA KO BAHEMBWA MAKE		1	0.1%
KUBERA UBUKENE		1	0.1%
KUBERA UBWINSHI BAMWENIBOB		1	0.1%
KUBERA UMWANYA		1	0.1%
KUBURA AKANYA		2	0.2%
KUBURA IGIHE CYO KUBIJYAMO		1	0.1%
KUBURA IMISANZU		1	0.1%
KUBURA UBUSHOBOZI		6	0.6%
KUBURA UMURWANYA		1	0.1%
KUBURA UMWANYA		16	1.6%
KUBURA UMWANYA KUBERA AKAZI		1	0.1%
KUDAHEMBER' IGIHE		1	0.1%
KUDATURA HAFI		1	0.1%
KUGIRA UMWANYA MUKE		1	0.1%
KUJYA MU ISHYIRAHAMW		1	0.1%
KUKO BAHORA BABAHINDURA		1	0.1%
KUTABIKUNDA		1	0.1%
KUTABISOBAN		1	0.1%
KUTABITENGA		1	0.1%
KUTABONA INFORMATION		1	0.1%
KUTABONA UMWANYA		1	0.1%

# H020S: Other-Specify

Value	Label	Cases	Percentage
KUTABYITAHO		2	0.2%
KUTABYITAHO UMWANYA		1	0.1%
KUTABYUMVA KIMWE		1	0.1%
KUTAGIRA AHO ABARIZWA		1	0.1%
KWAMBURWA		1	0.1%
KWIHUZA BURAGORANYI		1	0.1%
KWIMUKA KENSHI		1	0.1%
KWIYANDIKISHI BIRAGOYE		1	0.1%
KYARASENYUTI		1	0.1%
MANQUE D'INITIATIVE		1	0.1%
MANQUE D'ORGANISATION		1	0.1%
MATHONETETE DES PERSONNALITE		1	0.1%
MAZE IGIHE GITO		1	0.1%
MBERE RYARI RIHARI UBU NTARYO		1	0.1%
MBIMENYE VUBA		1	0.1%
MFITE DEPENSE NYINSHI		1	0.1%
MPEMBWA MAKE		1	0.1%
MPEMBWA MAKE CYANE		1	0.1%
MPEMBWA MAKE SINABONA NSHIRAMO		1	0.1%
MTARYO ABONA		1	0.1%
MUMASHYIRARI NTIBUMVIKANA		1	0.1%
N'EST PAS INTERESSANT		1	0.1%
NABUZE UMWANYA		1	0.1%
NARACIKANYVU		1	0.1%
NARIMENYE NTINZE		1	0.1%

# H020S: Other-Specify

Value	Label	Cases	Percentage
NARINDIMO NONE RYARASENYUTI		1	0.1%
NARIVUYEMO KUBERA AMIKORO MAKE		1	0.1%
NATURE Y'AKAZI		1	0.1%
NDABITEGANY		1	0.1%
NDACYABITEK		1	0.1%
NDACYABITEK		1	0.1%
NDACYABYIGA		1	0.1%
NDACYAHUZE		1	0.1%
NDACYARI MUSHYA		2	0.2%
NDACYARI UMUNYESHURI		1	0.1%
NDASHAKA KURIJYAMO VUBA		1	0.1%
NDI KUBITEGANYA ARIKO NTAMWANY		1	0.1%
NDI MUSHYA		1	0.1%
NDIGA		1	0.1%
NDIGO		1	0.1%
NDIHAFI KURIJYAMO		1	0.1%
NDIMISHA MURUGANDA		1	0.1%
NDIMO NDATEGANYA KURIJYANA		1	0.1%
NDIMUSHYA		1	0.1%
NDIMUSHYASHI MURI AKAZI		1	0.1%
NI BAKE KUBURYO BABURA IHURIRO		1	0.1%
NI MUSHYA		1	0.1%
NI MUSHYA MU KAZI		1	0.1%
NI MUSHYA(NTIY. YIYANDIKISHA		1	0.1%
NI NYAKABYZI		1	0.1%
NI UBUSHOBOZI BUKE		1	0.1%

# H020S: Other-Specify

Value	Label	Cases	Percentage
NIBAGIWE KWISHYURA BARANSIBA		1	0.1%
NIBWO ACYI YANDIKISHA		1	0.1%
NIBWO ACYIHAGERA NI MUSHYA		1	0.1%
NIBWO AGITANGIRA		1	0.1%
NIBWO AGITANGIRA AKAZI		6	0.6%
NIBWO RIGITANGIRA NTA MBARAGA		1	0.1%
NIBWO TUGITANGIRA		1	0.1%
NIBWO YATANGIRA AKAZI		1	0.1%
NIBWORIGITAN		1	0.1%
NIVEAU D'ETUDE BASABA NTAYOFTE		1	0.1%
NIYO RIGITANGIRA		1	0.1%
NO SPECIFIC DRIVE		1	0.1%
NO TIME FOR TRADE UNION		1	0.1%
NO UNION/ COLLECTIVE IN THIS AR		1	0.1%
NOT AIME RIGHT NOW		1	0.1%
NOT APPLICABLE		1	0.1%
NOT INTERESTED		1	0.1%
NSHAKA KUJYA KWIGA		1	0.1%
NTA BUSHAKE		1	0.1%
NTA BUSHOBOZI		26	2.7%
NTA BUSHOBOZI AFITE		1	0.1%
NTA BUSHOBOZI BUHARI		2	0.2%

# H020S: Other-Specify

Value	Label	Cases	Percentage
NTA BUSHOBOZI BWO KURIJYAMO		1	0.1%
NTA BUSHOBOZI DUFITE		1	0.1%
NTA BUSHOBOZI KANDI BISABA FR		1	0.1%
NTA BUSHOBOZI KURI CONTRIBUTIO		1	0.1%
NTA BUSHOBOZI [FR]		1	0.1%
NTA BWO ABITEKEREZA		1	0.1%
NTA BYANGOMBWA AFITE BYUZUYE		1	0.1%
NTA BYANGOMBWA YUJUJE		1	0.1%
NTA BYANGOMBWA		1	0.1%
NTA COTISATION		1	0.1%
NTA GIHE ABONA		3	0.3%
NTA GIHE AFITE CYOKWITABIR CO		1	0.1%
NTA GIHE CYA PARTICIPATION		1	0.1%
NTA GIHE CYO KUBIKURIKIRA		1	0.1%
NTA HURIRO RIHARI RYEMEWWE		1	0.1%
NTA INITIATIVE ZABAYEHO		1	0.1%
NTA KANYA MBONA		2	0.2%
NTA KIZERE,BAMWI BARAHEMUKA		1	0.1%
NTA MAFARANGA YOKWIYANDIK		1	0.1%



# H020S: Other-Specify

Value	Label	Cases	Percentage
NTA MAKURU MFITE AHAGIJE		1	0.1%
NTA MASHIRAHAMU AHARI		2	0.2%
NTA MASHYIRAHAMU AHARI		1	0.1%
NTA MBARAGA NABIGIZEMO CYANE		1	0.1%
NTA MPAMVU		1	0.1%
NTA MUGABANE USABA MFITE		1	0.1%
NTA MUTEKANO MUKAZI		1	0.1%
NTA MWANYA		15	1.5%
NTA MWANYA ABA AFITE		1	0.1%
NTA MWANYA ABONA		3	0.3%
NTA MWANYA AFITE		1	0.1%
NTA MWANYA AGIRA		1	0.1%
NTA MWANYA ARABONA		2	0.2%
NTA MWANYA MBONA		3	0.3%
NTA MWANYA MFITE		1	0.1%
NTA MWANYA NA MUKE		1	0.1%
NTA MWANYA UHAGIJE YABONA		1	0.1%
NTA MWANYA WO KUBIJYAMO		2	0.2%
NTA MWANYA WO KUBIKURIKIRA		2	0.2%

# H020S: Other-Specify

Value	Label	Cases	Percentage
NTA MWANYA WO KUYAJYAMO		1	0.1%
NTA MWANYA YABIBONERA		1	0.1%
NTA MWANYA YABONA		1	0.1%
NTA MWANYA YABONYE		1	0.1%
NTA MWANYA YABONYE WO KUBYITAH		1	0.1%
NTA MWANYAN NDABONA		1	0.1%
NTA MWETE BASHYZEHO		1	0.1%
NTA NGUZANYO YABONYE		1	0.1%
NTA ORGANISATION		1	0.1%
NTA ORGANISATION YAYO		1	0.1%
NTA RIHARI		1	0.1%
NTA RIRI HAFI YAHO AKORERA		1	0.1%
NTA SECURITE MUKAZI		1	0.1%
NTA SHIRAHAMWE RIHARI		1	0.1%
NTA SHYIRAHAMWI RIHARI		2	0.2%
NTA SHYIRAHAMWI RIRAMBA		1	0.1%
NTABA AHARI		1	0.1%
NTABABIBAKA		1	0.1%
NTABIKUNDA		1	0.1%
NTABISHAKA		1	0.1%
NTABISOBANU		1	0.1%
NTABIZI		1	0.1%
NTABO ABONA BAKWISHYIRA HAMWE		1	0.1%

# H020S: Other-Specify

Value	Label	Cases	Percentage
NTABO NDABONA		1	0.1%
NTABONA UBURYO AKORERA UWIGENG		1	0.1%
NTABONA UMWANYA WO KUBIJYAMO		1	0.1%
NTABUMENYI NUBUSHOBOZI		1	0.1%
NTABURYO BWOROSHYE BWO GUHURA		1	0.1%
NTABUSHAKA		1	0.1%
NTABUSHAKE		13	1.3%
NTABUSHOBOZI		23	2.4%
NTABUSHOBOZI AFITE		1	0.1%
NTABUSHOBOZI BISABA FRW MENSHI		1	0.1%
NTABUSHOBOZI BWO GUTANGA		1	0.1%
NTABUSHOBOZI BWO KUJYAYO		1	0.1%
NTABUSHOBOZI BWO KURIJYAMO		1	0.1%
NTABUSHOBOZI BWO KUYAJYAMO		1	0.1%
NTABUSHOBOZI BWOKUYAJYAMO		1	0.1%
NTABUSHOBOZI KUJYAMO		1	0.1%
NTABWO ABIKUNDA		1	0.1%
NTABWO ABISHOBORA		1	0.1%
NTABWO ABISOBANUKI		1	0.1%
NTABWO ABYITAYEHO		1	0.1%
NTABWO AFITE UMWANYA WO KUBIKU		1	0.1%
NTABWO ARABITEKEREZI		1	0.1%
NTABWO ARABITEKEREZI		2	0.2%

# H020S: Other-Specify

Value	Label	Cases	Percentage
NTABWO ARIYANDIKISH		2	0.2%
NTABWO AYISOBANUKIV		1	0.1%
NTABWO BABIGANIRIYE		1	0.1%
NTABWO BARABITEKERI		1	0.1%
NTABWO BARARITEGUR.		1	0.1%
NTABWO BIRAMUJYAMC		1	0.1%
NTABWO BIRAMUZAMO		1	0.1%
NTABWO IRATANGIRA		1	0.1%
NTABWO MBYIYUMVAM		1	0.1%
NTABWO NABONA UMWANYA		1	0.1%
NTABWO NDABITEKERE;		1	0.1%
NTABWO NDABITEKERE; NEZA		1	0.1%
NTABWO NDAJYAMO		1	0.1%
NTABWO RYIZERA		1	0.1%
NTABWO TUBYEMEREWI		1	0.1%
NTABWO TWIZEYE ABO TWARI KORAN		1	0.1%
NTABWO YABYITAYEHO		2	0.2%
NTABWO YARI YAJYAMO		1	0.1%
NTABWO YIZEYEKO AKAZI KAZAKOME		1	0.1%
NTABWONZI NIMBARIHARI KOKO NI		1	0.1%
NTABWUMVIK.		1	0.1%
NTABYITABIRA		1	0.1%
NTABYO ASHYIRA MURI GAHUNDA		1	0.1%

# H020S: Other-Specify

Value	Label	Cases	Percentage
NTABYO BATEGURA		1	0.1%
NTABYO NABONYE		1	0.1%
NTABYO YATEKEREJE		1	0.1%
NTABYO YITABIRIYE		1	0.1%
NTACYIZERE AFITIYE BAGENZI BE		1	0.1%
NTACYO NAJYAGAMO		1	0.1%
NTACYO NAJYANAMO		1	0.1%
NTACYO NDAJYAMO		1	0.1%
NTAFATIKA,NT		1	0.1%
NTAGACIRO BABIHA		1	0.1%
NTAGAHUNDA MFITE		1	0.1%
NTAGIHE ABIFITIYE		1	0.1%
NTAGO AKORA IBYUMYUGA		1	0.1%
NTAGO ARI INTERESSE		1	0.1%
NTAGO ARILABORATIN WUZUYE		1	0.1%
NTAGO ARIYANDIKISH		1	0.1%
NTAGO RIRI ACTIF		1	0.1%
NTAHO NAJYA KUKO MPEMBWA MAKE		1	0.1%
NTAKIZERE AYAGIRIRA		1	0.1%
NTAKUNZE KUHABA		1	0.1%
NTAMAFARAN0		2	0.2%
NTAMAFARAN0 BAHEMBWA MAKE		1	0.1%
NTAMIBEREHE RYABA RIFITE		1	0.1%
NTAMWANYA		14	1.4%
NTAMWANYA ABONA		4	0.4%

**# H020S: Other-Specify**

Value	Label	Cases	Percentage
NTAMWANYA AFITE		2	0.2%
NTAMWANYA AGIRA AKAZI KENSHI		1	0.1%
NTAMWANYA ARABONA		1	0.1%
NTAMWANYA KUBERA AKAZI		1	0.1%
NTAMWANYA KUBERA AKAZI KENSHI		1	0.1%
NTAMWANYA MBONA		3	0.3%
NTAMWANYA NABIBONERA		1	0.1%
NTAMWANYA NABONA		1	0.1%
NTAMWANYA NABONA WO KUBIJYAMO		1	0.1%
NTAMWANYA NDABIBONERA		1	0.1%
NTAMWANYA TUBONA		1	0.1%
NTAMWANYA UBONEKA		1	0.1%
NTAMWANYA UHAGIJE ABONA		1	0.1%
NTAMWANYA WA NYUMA YAKAZI		1	0.1%
NTAMWANYA WOGUSHAKA MBONA		1	0.1%
NTAMWANYA YABIHAYE		1	0.1%
NTAMWANYA YABONA		1	0.1%
NTAMWANYA YABONA WO KUJYA MU I		1	0.1%
NTAMWANYA. NTA GIHE		1	0.1%
NTANGIYE AKAZI VUBA		1	0.1%
NTARABIBONE UMWANYA		3	0.3%
NTARABIHA UMWANYA		1	0.1%
NTARABISHAK		1	0.1%
NTARABISOBA		1	0.1%

# H020S: Other-Specify

Value	Label	Cases	Percentage
NTARABITEKEI		4	0.4%
NTARABITEKEI		2	0.2%
NTARABONA UMUCANGA		1	0.1%
NTARABONA CONTRANT		1	0.1%
NTARABYITAB		1	0.1%
NTARAHUGUK.		1	0.1%
NTARAJYAMO ARACYARI MUNZIRA		1	0.1%
NTARAMENYA IBYABO		1	0.1%
NTARARIJYAM		2	0.2%
NTARATANGIR GUKORA NEZA		1	0.1%
NTARAYIMENY		1	0.1%
NTARIBAHO		1	0.1%
NTARIBARUZA		1	0.1%
NTARIHABA		1	0.1%
NTARIHARI		6	0.6%
NTARIRAJYAH		1	0.1%
NTARIRAKORW		1	0.1%
NTARISOBANU		1	0.1%
NTARYO ARABONA RIMUFASHA		1	0.1%
NTARYO ARAJYAMO		1	0.1%
NTARYO AZI		1	0.1%
NTARYO DUFITE		1	0.1%
NTASHIRAHAM DUHUJE UMWUGA		1	0.1%
NTASHYIRAHA ARAJYAMO		1	0.1%
NTAWABIDUSE		1	0.1%
NTAWABINSHI		1	0.1%
NTAYAHARI		3	0.3%
NTAYIBISHOTS		1	0.1%
NTAYIKENEYE		1	0.1%
NTAYO		2	0.2%
NTIBABIKANGU		1	0.1%
NTIBABYITAH		1	0.1%
NTIBABYITAYE		1	0.1%
NTIBARABISOB		1	0.1%
NTIBARABITEG BUK		1	0.1%

**# H020S: Other-Specify**

Value	Label	Cases	Percentage
NTIBARABONA UBUSHOBOZI		2	0.2%
NTIBARAGERA KURI LETA		1	0.1%
NTIBARAMWAI		1	0.1%
NTIBARI BARISHINGA		1	0.1%
NTIBIGENDAN/ NA DOMAIN		1	0.1%
NTIBIHABA		1	0.1%
NTIBIRAMUZAI		1	0.1%
NTIBIRANSHOE		1	0.1%
NTIBIRASHYIR' MU BIKORWA		1	0.1%
NTIBIRATEGAN		2	0.2%
NTIBIRATEKER		1	0.1%
NTIBIRATEKER		1	0.1%
NTIBISHOBOKA		1	0.1%
NTIBYATEKERI		2	0.2%
NTIBYATEKERI		4	0.4%
NTIRIRASHYIR'		1	0.1%
NTIRIRATANGI		1	0.1%
NTIRIRATANGI GUKORA		1	0.1%
NTIRIREMERW.		1	0.1%
NTIRYAMUNYU		1	0.1%
NTITURABIKOF ARIKO TURABITEGA		1	0.1%
NTITURABINJIF		1	0.1%
NTITURABITEG		1	0.1%
NTITURABITEK		1	0.1%
NTITURABITEK		1	0.1%
NTITWABISHIS		1	0.1%
NTIYABIBONEF AKANYA		1	0.1%
NTIYABISHATS		2	0.2%
NTIYABONA AMAFARANGA AJYANAMO		1	0.1%
NTIYABONA COTISATION		1	0.1%
NTIYABONA IMISANZU Y'ISHYIRAHA		1	0.1%
NTIYABONA UMWANYA		1	0.1%
NTIYABYITAYE		2	0.2%



# H020S: Other-Specify

Value	Label	Cases	Percentage
NTIYARI YUJUJE CRITERES		1	0.1%
NTIYARIYARIO		1	0.1%
NTIYASHATSE KURIJYAMO		1	0.1%
NTIYZEYE ABO BAKORANA		1	0.1%
NTIYUJUJE IBISABWA		1	0.1%
NUKO AGITANGIRA AKAZI		1	0.1%
NUKO ARI MUSHYA		1	0.1%
NUKO ARIBWO AGITANGIRA		1	0.1%
NUKO ATARI UMUFOROMO		1	0.1%
NUKO BATARABYUM		1	0.1%
NUKO NTARAYIJYAM		1	0.1%
NUKUBERA ABATAZI IGIHE AZAMA		1	0.1%
NZIRIRERERWA		1	0.1%
PAS DU TEMPS		1	0.1%
PAS INTERESSE		1	0.1%
PERSONNEL		1	0.1%
RAISONS PERNONNELLE		1	0.1%
RAISONS PERSONELLS		1	0.1%
RIRAHEMBA		1	0.1%
RIRI MU NZIRA YO GUTANGIZWA		1	0.1%
RIRIMO ABANYAMITWI		1	0.1%
RISABA AMAFRANGA MENSHI NTAYO		1	0.1%
RYARAHAGAZI		9	0.9%
RYARAHOMBY		1	0.1%
RYARASENYUT		19	1.9%
RYARASENYUT ABIVAMO		1	0.1%

# H020S: Other-Specify

Value	Label	Cases	Percentage
RYARASENYUT BAHURIJE HAMWE		1	0.1%
RYARASHUYUT IRYO YARIMO		1	0.1%
RYATANGIYE NTA KAZI MFITE		1	0.1%
RYIGEZE KUBAHO		1	0.1%
SALAIRE NTO		1	0.1%
SHE FEELS THAT SHE IS NOT CONC		1	0.1%
SHE IS TEMPORAL WORKER		1	0.1%
SI NGOMBWA		1	0.1%
SIMBIKUNDA		1	0.1%
SIMBONEKA KENSHI		1	0.1%
SIMBYITAHU		2	0.2%
SINABONA UMWANYA		1	0.1%
SINDABIHUGU		1	0.1%
SINDABITEKER		3	0.3%
SINDABONA AMAFARANGA ABA ASABW		1	0.1%
SINDABONA COTISATION		1	0.1%
SINDABONA IBYANGOMBW. BISABWA		1	0.1%
SINDABONYA UMWANYA WABYO		1	0.1%
SINDABYITABI		1	0.1%
SINDAMENYA NEZA UKO NKORA		1	0.1%
SINDAYITABIR		1	0.1%
SINEGERANYE NABO DUHUJE		1	0.1%
SINGOMBWA		1	0.1%
SIYUJUJE IBYO BASABA		1	0.1%
STAGIAIRE		1	0.1%
TO DON'T FEEL THEIR NEED		1	0.1%

# H020S: Other-Specify

Value	Label	Cases	Percentage
TURABITEGUR. NTI TURANTANGIR		1	0.1%
TURABITEGUR. NTIBIKORWE		1	0.1%
TURACYABYIG		1	0.1%
TURATEGURA GUSHINGA ISHYIRAHAM		1	0.1%
TURATEGURA KURISHINGA		1	0.1%
TURI KUBITEGURA		1	0.1%
TURI KUBYIGAHO		1	0.1%
TURI KURITEGURA		1	0.1%
TURI MURI PROCESS		1	0.1%
TWARARITANC TUBURA INKUNGA		1	0.1%
UBU NIBWO TUGIYE KUBITANGIRA		1	0.1%
UBUKENE		1	0.1%
UBUSHACYE BUKE		1	0.1%
UBUSHAKE BUCYE		3	0.3%
UBUSHAKE DUKE		1	0.1%
UBUSHOBOZI		2	0.2%
UBUSHOBOZI BUCYE		14	1.4%
UBUSHOBOZI BUCYE BWO KUBIJYAMO		1	0.1%
UBUSHOBOZI BUKE		30	3.1%
UMURIMO NTUBYENERA		1	0.1%
UMUSHAHARA MUCYE		1	0.1%
UMUSHAHARA MUKE		5	0.5%
UMUSHAHARA NI MUKE NTASAGURA		1	0.1%
UMUSHAHARA NI MUKEYA		1	0.1%
UMUSHINGA NTURUZURA		1	0.1%

**# H020S: Other-Specify**

Value	Label	Cases	Percentage
UMUTWE MUKE		1	0.1%
UMWAKA MUKE		1	0.1%
UMWANYA MUCYE		3	0.3%
UMWANYA MUKE		4	0.4%
UMWANYA URABURA		1	0.1%
UTABUSHAKA		1	0.1%
UTARA AMAFARANGA		1	0.1%
Ubunibwo bayategura		1	0.1%
YABIGIZEMO UMWETE MUKE		1	0.1%
YABONYE BIDAFATIKA		1	0.1%
YABONYE BIGORANA		1	0.1%
YABUZE ABO BAFATANYA		1	0.1%
YABUZE COTISATION		1	0.1%
YABUZE UMWANYA		2	0.2%
YAHINDUYE AKAZI		1	0.1%
YAJE ASANGA BARAYIKOZE		1	0.1%
YAKEREERWE GUTANGA IBYANGOMBW.		1	0.1%
YAKEREREWE KURIJYAMO		1	0.1%
YAMENYE ISHYIRAHAMW BITINZE		1	0.1%
YARAMUGAYE NTAKUNTU YAKORA		1	0.1%
YARANDITSE NTIBAMWEMEI		1	0.1%
YARASENYUST		1	0.1%
YARASENYUTS		4	0.4%
YARI ATARABIMANY		1	0.1%
YARIBARUJE NTABWO ARAJYAMO		1	0.1%
YARIGIYEMO BARAMWAMBU		1	0.1%

**# H020S: Other-Specify**

Value	Label	Cases	Percentage
YARIVUYEMO		1	0.1%
YARIVUYEMO KUKO YAKORAGA NABI		1	0.1%
YASANZA BARAMUSIZE		1	0.1%
YASANZE BAGEJEJE KURE MUMIGABA		1	0.1%
YASANZE BARAGIKOZE		1	0.1%
amikoro make		1	0.1%
bandiye amafaranga mbivamo		1	0.1%
bifuza kuzabitungiza umwakutah		1	0.1%
hari ibyangobwa		1	0.1%
impamvu ze bwite		2	0.2%
kubura umwanya		2	0.2%
kubura umwanya wo kubukurirana		1	0.1%
kutaribona		1	0.1%
nabuze amafranga		1	0.1%
ndi ocerloaded cyane		1	0.1%
ni mushyashya		1	0.1%
nibwo agitungira		1	0.1%
nibwo batangira organisation		1	0.1%
nimushya ntayo aramenya		1	0.1%
no level of education		1	0.1%
nta		1	0.1%
nta bushobozi		1	0.1%
nta information zifatika		1	0.1%
nta mwanya twabona		1	0.1%
ntabushobozi		1	0.1%
ntamwanya mbona		1	0.1%
ntarabona umwanya wabyo		1	0.1%
ntarafata gahunda		1	0.1%
ntaryo bafite		1	0.1%

**# H020S: Other-Specify**

Value	Label	Cases	Percentage
ntayisobanukiwe		1	0.1%
ntibarashirwa murizi gahunda		1	0.1%
ntibasobanukiwe		1	0.1%
ntirashingwa		1	0.1%
ntiremerwa		1	0.1%
ntiturabishyiraho		1	0.1%
ntiturabitekerezah		1	0.1%
ntiyiyandikishije yaracikanywe		1	0.1%
singombwa cyane		1	0.1%
umushahara muke		1	0.1%
yabuze umwanya		1	0.1%
yarasenyutse		1	0.1%

Warning: these figures indicate the number of cases found in the data file. They cannot be interpreted as summary statistics of the population of interest.

**# H030A: Extreme Dust, toxic gases**

**Information** [Type= discrete] [Format=numeric] [Range= 1-9] [Missing=\*]

**Statistics [NW/ W]** [Valid=17345 /-] [Invalid=0 /-]

Value	Label	Cases	Percentage
1	Yes	5672	32.7%
2	No	11662	67.2%
9	Missing value	11	0.1%

Warning: these figures indicate the number of cases found in the data file. They cannot be interpreted as summary statistics of the population of interest.

**# H030B: Extreme Noise**

**Information** [Type= discrete] [Format=numeric] [Range= 1-9] [Missing=\*]

**Statistics [NW/ W]** [Valid=17345 /-] [Invalid=0 /-]

Value	Label	Cases	Percentage
1	Yes	4042	23.3%
2	No	13296	76.7%
9	Missing value	7	0.0%

Warning: these figures indicate the number of cases found in the data file. They cannot be interpreted as summary statistics of the population of interest.

**# H030C: Extreme temperat. / humidity**

**Information** [Type= discrete] [Format=numeric] [Range= 1-9] [Missing=\*]

**Statistics [NW/ W]** [Valid=17345 /-] [Invalid=0 /-]

Value	Label	Cases	Percentage
1	Yes	4679	27.0%
2	No	12648	72.9%
9	Missing value	18	0.1%

Warning: these figures indicate the number of cases found in the data file. They cannot be interpreted as summary statistics of the population of interest.

**# H030D: Dangerous tools/animals**

**Information** [Type= discrete] [Format=numeric] [Range= 1-9] [Missing=\*]

<b># H030D: Dangerous tools/animals</b>			
<b>Statistics [NW/ W]</b>		[Valid=17345 /-] [Invalid=0 /-]	
<b>Value</b>	<b>Label</b>	<b>Cases</b>	<b>Percentage</b>
1	Yes	7308	42.1%
2	No	10027	57.8%
9	Missing value	10	0.1%
<i>Warning: these figures indicate the number of cases found in the data file. They cannot be interpreted as summary statistics of the population of interest.</i>			
<b># H030E: Work underground</b>			
<b>Information</b>		[Type= discrete] [Format=numeric] [Range= 1-9] [Missing=*]	
<b>Statistics [NW/ W]</b>		[Valid=17345 /-] [Invalid=0 /-]	
<b>Value</b>	<b>Label</b>	<b>Cases</b>	<b>Percentage</b>
1	Yes	375	2.2%
2	No	16955	97.8%
9	Missing value	15	0.1%
<i>Warning: these figures indicate the number of cases found in the data file. They cannot be interpreted as summary statistics of the population of interest.</i>			
<b># H030G: Other (specify)</b>			
<b>Information</b>		[Type= discrete] [Format=numeric] [Range= 1-9] [Missing=*]	
<b>Statistics [NW/ W]</b>		[Valid=17345 /-] [Invalid=0 /-]	
<b>Value</b>	<b>Label</b>	<b>Cases</b>	<b>Percentage</b>
1	Yes	128	0.7%
2	No	17162	98.9%
9	Missing value	55	0.3%
<i>Warning: these figures indicate the number of cases found in the data file. They cannot be interpreted as summary statistics of the population of interest.</i>			
<b># H030S: Other-Specify</b>			
<b>Information</b>		[Type= discrete] [Format=character] [Missing=*]	
<b>Statistics [NW/ W]</b>		[Valid=102 /-] [Invalid=0 /-]	
<b>Value</b>	<b>Label</b>	<b>Cases</b>	<b>Percentage</b>
.		1	1.0%
2		1	1.0%
22		1	1.0%
ABAGIZE BA NASI		1	1.0%
ABAJURA BASHOBORA GUKOMERETS		1	1.0%
ABAJURA BASHOBORA KUNGIRIRA NA		1	1.0%
ABANDI BAKOZI BIBYE NAFUNGWA		1	1.0%
ABANTU B'AMABANDI		1	1.0%
ABARWAYI BASHOBORA KUMWANDUZ		1	1.0%

# H030S: Other-Specify

Value	Label	Cases	Percentage
ABASINZI BAGUKOMERE'		1	1.0%
ACCIDENT DE ROULAGE		1	1.0%
ACCIDENT INVOLONTAIRE		1	1.0%
AHO KWICARA HATAMEZE NEZA		1	1.0%
AMABANDI YAKWICA		1	1.0%
AMABATI AKOZWE MURI FIBROCIMEN		1	1.0%
AMARASO ASHOBORA KUKWANDUZA		1	1.0%
AMARASO Y'ABAKOMERE		1	1.0%
AMARASO Y'ABARWAYI YANDUYE		1	1.0%
AMARASO Y'INKOMERE		1	1.0%
BACTERIE ZA TUBERCULOSE		1	1.0%
CONTAGIONIST		1	1.0%
DEPLACEMENT NDENDE		1	1.0%
DERANGEMEN' YA DEPLACEMENT		1	1.0%
DES RECREATIONS DE TOUTE SORTE		1	1.0%
FUEL		1	1.0%
GUFATWA N'UMURIRO		1	1.0%
GUFUNGISHWA NIKOSA RITOYA		1	1.0%
GUHANGANA N'ABAJURA MWIJORO		1	1.0%
GUHUIRA N'AMARASO YAHUMANYE		1	1.0%
GUHURA N'AMARASO		2	2.0%
GUHURA N'BARWAYI B'INDWARA ZO		1	1.0%



# H030S: Other-Specify

Value	Label	Cases	Percentage
GUHURA NAMARASO Y'ABARWAYE		1	1.0%
GUKOMERETSV NIBUY RIVA HEJURU		1	1.0%
GUKORERA HATOYA		1	1.0%
GUKORERA MU KIRERE		1	1.0%
IBIKORESHO BIKE		1	1.0%
IBIKORESHO BYATWIKI		1	1.0%
IBIKORESHO BYICA AMASO		1	1.0%
IBITI BWIWGA,INZU		1	1.0%
IBITWIKI (PRODUIT)		1	1.0%
IBYOREZO(EBC		1	1.0%
ICYONDO CYISHI MUGIHE CYIMVURA		1	1.0%
IMISOZI MIREMIRE		1	1.0%
IMODOKA		1	1.0%
IMPANUKA Y'IMODOKA		1	1.0%
IMVURA		2	2.0%
IMYANDA Y'ABARWAYI		1	1.0%
INDWARA Z'UBUHUMEKE		1	1.0%
INDWARA ZANDURA		5	4.9%
KUBURA IBIRO BYO GUTORERAMO		1	1.0%
KUBURA UMWUKA		1	1.0%
KUMANUKA HEJURU Y'AMAZI		1	1.0%
KURURA POTEAU AMASHANYAR		1	1.0%
KWAMBUKA AMAZI TUGIYE TERRAIN		1	1.0%
KWANDURA		1	1.0%

**# H030S: Other-Specify**

Value	Label	Cases	Percentage
KWANDURA INDWARA		1	1.0%
KWANDURA INDWARA ZIBYOREZO		1	1.0%
KWANDURA INDWARA ZO MU BARWAYI		1	1.0%
KWANDURIRA UBURWAYI MU KAZI		1	1.0%
KWANDURIRAN INDWARA		1	1.0%
KWANDUZWA INDWARA ZIMWE ZIMWE		1	1.0%
KWIJOMBA URUSHIGE UVURA		1	1.0%
LIQUIDES INFECTES DES MALADES		1	1.0%
Liquides infectes des malades		1	1.0%
MALADIE CONTAGIEUSE		1	1.0%
MALADIES CONTEGIEUSES		1	1.0%
MU BIGEGA,AMAP Y'IBYAMAZI		1	1.0%
ONDE ELECTROMAGN		2	2.0%
OXYGENE NKEYA		1	1.0%
PRODUIT CHIMIQUE		1	1.0%
RADIATION RISKS XRAYS		1	1.0%
RAYON ULTRA VIOLET		1	1.0%
RAYS BEAM		1	1.0%
RISQUE YO KWANDURA IGITUNTU		1	1.0%
RUBARYINSHI		1	1.0%
TERRAIN IGORANYE		1	1.0%
UBUNYERERE		1	1.0%
UDUKOKO MU CYAYI		1	1.0%
UMUKUNGUGU N'AMAFARANG		1	1.0%

### # H030S: Other-Specify

Value	Label	Cases	Percentage
UMURIRO		1	1.0%
URUMURI RUKE		2	2.0%
URUMURI RWINSHI		5	4.9%
akarengane		1	1.0%
amaraso yanduye y'inkomere		1	1.0%
ibikoresho bidahagije		1	1.0%
imvura nyinshi		1	1.0%
incident des gas d'oxygene		1	1.0%
kwandura indwara z'ibyorezo		1	1.0%
liquides contamines		1	1.0%
tuberculose		1	1.0%

Warning: these figures indicate the number of cases found in the data file. They cannot be interpreted as summary statistics of the population of interest.

### # I010A: Verbal abuse

<b>Information</b>	[Type= discrete] [Format=numeric] [Range= 1-9] [Missing=*]		
<b>Statistics [NW/ W]</b>	[Valid=17345 /-] [Invalid=0 /-]		
Value	Label	Cases	Percentage
1	Yes	1404	8.1%
2	No	15937	91.9%
9	Missing value	4	0.0%

Warning: these figures indicate the number of cases found in the data file. They cannot be interpreted as summary statistics of the population of interest.

### # I010B: Physical abuse

<b>Information</b>	[Type= discrete] [Format=numeric] [Range= 1-9] [Missing=*]		
<b>Statistics [NW/ W]</b>	[Valid=17345 /-] [Invalid=0 /-]		
Value	Label	Cases	Percentage
1	Yes	120	0.7%
2	No	17222	99.3%
9	Missing value	3	0.0%

Warning: these figures indicate the number of cases found in the data file. They cannot be interpreted as summary statistics of the population of interest.

### # I010C: Sexual harassment

<b>Information</b>	[Type= discrete] [Format=numeric] [Range= 1-9] [Missing=*]		
<b>Statistics [NW/ W]</b>	[Valid=17345 /-] [Invalid=0 /-]		
Value	Label	Cases	Percentage
1	Yes	26	0.1%
2	No	17316	99.8%
9	Missing value	3	0.0%

Warning: these figures indicate the number of cases found in the data file. They cannot be interpreted as summary statistics of the population of interest.

<b># I010D: Neglect</b>			
<b>Information</b>		[Type= discrete] [Format=numeric] [Range= 1-9] [Missing=*]	
<b>Statistics [NW/ W]</b>		[Valid=17345 /-] [Invalid=0 /-]	
<b>Value</b>	<b>Label</b>	<b>Cases</b>	<b>Percentage</b>
1	Yes	1504	8.7%
2	No	15838	91.3%
9	Missing value	3	0.0%
<i>Warning: these figures indicate the number of cases found in the data file. They cannot be interpreted as summary statistics of the population of interest.</i>			
<b># I010E: Non payment of salary</b>			
<b>Information</b>		[Type= discrete] [Format=numeric] [Range= 1-9] [Missing=*]	
<b>Statistics [NW/ W]</b>		[Valid=17345 /-] [Invalid=0 /-]	
<b>Value</b>	<b>Label</b>	<b>Cases</b>	<b>Percentage</b>
1	Yes	241	1.4%
2	No	17101	98.6%
9	Missing value	3	0.0%
<i>Warning: these figures indicate the number of cases found in the data file. They cannot be interpreted as summary statistics of the population of interest.</i>			
<b># I010F: Non payment of other benefits</b>			
<b>Information</b>		[Type= discrete] [Format=numeric] [Range= 1-9] [Missing=*]	
<b>Statistics [NW/ W]</b>		[Valid=17345 /-] [Invalid=0 /-]	
<b>Value</b>	<b>Label</b>	<b>Cases</b>	<b>Percentage</b>
1	Yes	692	4.0%
2	No	16650	96.0%
9	Missing value	3	0.0%
<i>Warning: these figures indicate the number of cases found in the data file. They cannot be interpreted as summary statistics of the population of interest.</i>			
<b># I010G: Delayed payments of salary</b>			
<b>Information</b>		[Type= discrete] [Format=numeric] [Range= 1-9] [Missing=*]	
<b>Statistics [NW/ W]</b>		[Valid=17345 /-] [Invalid=0 /-]	
<b>Value</b>	<b>Label</b>	<b>Cases</b>	<b>Percentage</b>
1	Yes	1389	8.0%
2	No	15953	92.0%
9	Missing value	3	0.0%
<i>Warning: these figures indicate the number of cases found in the data file. They cannot be interpreted as summary statistics of the population of interest.</i>			
<b># I010H: Delayed payments of benefits</b>			
<b>Information</b>		[Type= discrete] [Format=numeric] [Range= 1-9] [Missing=*]	
<b>Statistics [NW/ W]</b>		[Valid=17345 /-] [Invalid=0 /-]	
<b>Value</b>	<b>Label</b>	<b>Cases</b>	<b>Percentage</b>
1	Yes	992	5.7%
2	No	16350	94.3%
9	Missing value	3	0.0%
<i>Warning: these figures indicate the number of cases found in the data file. They cannot be interpreted as summary statistics of the population of interest.</i>			
<b># I010I: Underpayment of salary</b>			
<b>Information</b>		[Type= discrete] [Format=numeric] [Range= 1-9] [Missing=*]	
<b>Statistics [NW/ W]</b>		[Valid=17345 /-] [Invalid=0 /-]	

<b># I010I: Underpayment of salary</b>			
Value	Label	Cases	Percentage
1	Yes	3243	18.7%
2	No	14099	81.3%
9	Missing value	3	0.0%
<i>Warning: these figures indicate the number of cases found in the data file. They cannot be interpreted as summary statistics of the population of interest.</i>			
<b># I010J: Fatigue</b>			
<b>Information</b>	[Type= discrete] [Format=numeric] [Range= 1-9] [Missing=*]		
<b>Statistics [NW/ W]</b>	[Valid=17345 /-] [Invalid=0 /-]		
Value	Label	Cases	Percentage
1	Yes	5769	33.3%
2	No	11573	66.7%
9	Missing value	3	0.0%
<i>Warning: these figures indicate the number of cases found in the data file. They cannot be interpreted as summary statistics of the population of interest.</i>			
<b># I010K: Excess workload/hours</b>			
<b>Information</b>	[Type= discrete] [Format=numeric] [Range= 1-9] [Missing=*]		
<b>Statistics [NW/ W]</b>	[Valid=17345 /-] [Invalid=0 /-]		
Value	Label	Cases	Percentage
1	Yes	5381	31.0%
2	No	11961	69.0%
9	Missing value	3	0.0%
<i>Warning: these figures indicate the number of cases found in the data file. They cannot be interpreted as summary statistics of the population of interest.</i>			
<b># I010L: Dependants</b>			
<b>Information</b>	[Type= discrete] [Format=numeric] [Range= 1-9] [Missing=*]		
<b>Statistics [NW/ W]</b>	[Valid=17345 /-] [Invalid=0 /-]		
Value	Label	Cases	Percentage
1	Yes	2182	12.6%
2	No	15159	87.4%
9	Missing value	4	0.0%
<i>Warning: these figures indicate the number of cases found in the data file. They cannot be interpreted as summary statistics of the population of interest.</i>			
<b># I010M: Discrimination (specify)</b>			
<b>Information</b>	[Type= discrete] [Format=numeric] [Range= 1-9] [Missing=*]		
<b>Statistics [NW/ W]</b>	[Valid=17345 /-] [Invalid=0 /-]		
Value	Label	Cases	Percentage
1	Yes	155	0.9%
2	No	17186	99.1%
9	Missing value	4	0.0%
<i>Warning: these figures indicate the number of cases found in the data file. They cannot be interpreted as summary statistics of the population of interest.</i>			
<b># I010MA: Discrimination -specify</b>			
<b>Information</b>	[Type= discrete] [Format=character] [Missing=*]		
<b>Statistics [NW/ W]</b>	[Valid=58 /-] [Invalid=0 /-]		
Value	Label	Cases	Percentage
.		3	5.2%

# I010MA: Discrimination -specify

Value	Label	Cases	Percentage
2		10	17.2%
3		5	8.6%
AMATEGEKO ADASOBANUSE YABAKOZI		1	1.7%
ENCIENETE,SEN		1	1.7%
FAVEUR KU BKOZI BAMWE NA BAMWE		1	1.7%
FRANCOPHONE ANGLOPHONE		1	1.7%
GUFATA NEZA BAMWE		1	1.7%
GUKATWA AMAFARANGA BATAZI IMPA		1	1.7%
GUSUMBANYA ABAKOZI		1	1.7%
GUTONESHA		1	1.7%
GUTONESHA ABAKOZI		1	1.7%
GUTONESHA BAMWE		2	3.4%
GUTURA KURE		1	1.7%
ICYENABO		1	1.7%
ICYENEWABO		1	1.7%
IKIMENYANE		1	1.7%
INZITIZI MU KWIVUZA		1	1.7%
ISUMBANYA RY'IMISHAHARA		1	1.7%
IVANGURA RISHINGIYE KU RUHU		2	3.4%
KONGEZA AMAFRWNGA BAMWE		1	1.7%
KU MISHAHARA		1	1.7%
KUNKATA AMAFRANGA KU MUSHAHARA		1	1.7%
KUTAGIRA AHO AKORERA		1	1.7%
KUTAMENYA UKO IMISHAHARA ITANG		1	1.7%
KWIRONDA MUGUHA		1	1.7%

**# I010MA: Discrimination -specify**

Value	Label	Cases	Percentage
AVANTAGES BAMW			
NSHYINGIYE KUMADINI		1	1.7%
NTABWO ABAKOZI TWISANZURA KU		1	1.7%
ORIGIN		1	1.7%
REGIONALISME		1	1.7%
RISHINGIYE KU CYO UMUNTU AKORA		1	1.7%
RISHINGIYE KU MOKO.		1	1.7%
RUSHINGIYE KU BAKOZI		1	1.7%
RUSHINGIYE KUKIMENYANE		1	1.7%
RY'AMOKO		1	1.7%
TRAINING ZIKORWANAB/ BAMWE		1	1.7%
UBUSUMBANE MU MISHAHARA		1	1.7%
UBUSUMBANE MUBAKOZI		1	1.7%
UBUSUMBANE MUKAZI		1	1.7%
diplacement		1	1.7%
kudafashwa mu mahugurwa		1	1.7%

*Warning: these figures indicate the number of cases found in the data file. They cannot be interpreted as summary statistics of the population of interest.*

**# I010N: Other (specify)**

<b>Information</b>	[Type= discrete] [Format=numeric] [Range= 1-9] [Missing=*]
<b>Statistics [NW/ W]</b>	[Valid=17345 /-] [Invalid=0 /-]

Value	Label	Cases	Percentage
1	Yes	819	4.7%
2	No	7817	45.1%
9	Missing value	8709	50.2%

*Warning: these figures indicate the number of cases found in the data file. They cannot be interpreted as summary statistics of the population of interest.*

**# I010S: Other-Specify**

<b>Information</b>	[Type= discrete] [Format=character] [Missing=*]
<b>Statistics [NW/ W]</b>	[Valid=43 /-] [Invalid=0 /-]

Value	Label	Cases	Percentage
.		1	2.3%

# I010S: Other-Specify

Value	Label	Cases	Percentage
ABIVANGA MURI ACTION PLAN UFIT		1	2.3%
AHAGIJE NTAMAHUGUR		1	2.3%
AHO GUKORERA NI HATO		1	2.3%
BAYOBOZI NGO TUBAGEZE IBYIFUZO		1	2.3%
BOSS ARABATANDUI		1	2.3%
COMMUNUCATI		1	2.3%
CONTRAT NTIHABWA AGACIRO		1	2.3%
DISPLACEMENT		1	2.3%
GUFATA ABAKOZI UBURYOBUTAI		1	2.3%
GUHEZWA MUNAMA		1	2.3%
GUKATWA UMUBYIZI BATABIZI		1	2.3%
Guhemberwa diplome Ao		1	2.3%
IGITSURE CY'ABABAKUR		1	2.3%
IKIMENYANE		1	2.3%
KONGEZA AMAFARANGA BURI KWEZI		1	2.3%
KUBURA DEPLACEMENT		1	2.3%
KUBURA ICUMBI		1	2.3%
KUBURA MOYEN DE DEPLACEMENT		1	2.3%
KUBURA STABILITE Y'AKAZI		1	2.3%
KUDAHEMBWA ANCIENNETE IGNORE		1	2.3%
KUDAHEMBWA UMUSHAHARA KIMWE		1	2.3%
KUDUFASHA MU ITERAMBERE		1	2.3%
KUTABONA DEPLACEMENT		1	2.3%



### # I010S: Other-Specify

Value	Label	Cases	Percentage
KUTAGIRA DEPLACEMENT		1	2.3%
KUTAGIRA TRANSPORT		1	2.3%
KUTAZAMURW KANDI WAGIZE AMANO		1	2.3%
KUTISHYURIRV MAITRISE		1	2.3%
KUTUMVIKAN/ MU KAZI		1	2.3%
KWIVANGA KW'INZEGO MU KAZI		1	2.3%
LACK OF BUDGET LINE		1	2.3%
MACHINE NKE		1	2.3%
MUTATIONS NYINSHI		1	2.3%
NTA MUSHAHARA UHAMYE NKORERA		1	2.3%
PRIME ZIBONEKA KU BANTU BAMWE		1	2.3%
SACCO		1	2.3%
TUBURA MOYEN DE DEPLACEMENT		1	2.3%
UBURA RY'IBIKORESHC		1	2.3%
UBURYO BWA TRANSPORT		1	2.3%
UBUSUMBANE MUMISHAHAR/		1	2.3%
UBWISHINGIZI NA RAMA		1	2.3%
UMUSHAHARA UTAJYANYE NIGIHE		1	2.3%
kudahabwa uruhushya rwo gusura		1	2.3%

Warning: these figures indicate the number of cases found in the data file. They cannot be interpreted as summary statistics of the population of interest.

### # I020A: Inform HR management

<b>Information</b>	[Type= discrete] [Format=numeric] [Range= 1-9] [Missing=*]		
<b>Statistics [NW/ W]</b>	[Valid=8068 /-] [Invalid=9277 /-]		
Value	Label	Cases	Percentage
1	Yes	2679	33.2%

<b># I020A: Inform HR management</b>			
Value	Label	Cases	Percentage
2	No	5388	66.8%
9	Missing value	1	0.0%
Sysmiss		9277	
<i>Warning: these figures indicate the number of cases found in the data file. They cannot be interpreted as summary statistics of the population of interest.</i>			
<b># I020B: Take painkillers</b>			
<b>Information</b>	[Type= discrete] [Format=numeric] [Range= 1-9] [Missing=*]		
<b>Statistics [NW/ W]</b>	[Valid=8064 /-] [Invalid=9281 /-]		
Value	Label	Cases	Percentage
1	Yes	709	8.8%
2	No	7354	91.2%
9	Missing value	1	0.0%
Sysmiss		9281	
<i>Warning: these figures indicate the number of cases found in the data file. They cannot be interpreted as summary statistics of the population of interest.</i>			
<b># I020C: Talk to family members</b>			
<b>Information</b>	[Type= discrete] [Format=numeric] [Range= 1-9] [Missing=*]		
<b>Statistics [NW/ W]</b>	[Valid=8063 /-] [Invalid=9282 /-]		
Value	Label	Cases	Percentage
1	Yes	3631	45.0%
2	No	4431	55.0%
9	Missing value	1	0.0%
Sysmiss		9282	
<i>Warning: these figures indicate the number of cases found in the data file. They cannot be interpreted as summary statistics of the population of interest.</i>			
<b># I020D: Talk to supervisor</b>			
<b>Information</b>	[Type= discrete] [Format=numeric] [Range= 1-9] [Missing=*]		
<b>Statistics [NW/ W]</b>	[Valid=8063 /-] [Invalid=9282 /-]		
Value	Label	Cases	Percentage
1	Yes	4010	49.7%
2	No	4052	50.3%
9	Missing value	1	0.0%
Sysmiss		9282	
<i>Warning: these figures indicate the number of cases found in the data file. They cannot be interpreted as summary statistics of the population of interest.</i>			
<b># I020E: Inform police/lawyers</b>			
<b>Information</b>	[Type= discrete] [Format=numeric] [Range= 1-9] [Missing=*]		
<b>Statistics [NW/ W]</b>	[Valid=8063 /-] [Invalid=9282 /-]		
Value	Label	Cases	Percentage
1	Yes	310	3.8%
2	No	7752	96.1%
9	Missing value	1	0.0%
Sysmiss		9282	
<i>Warning: these figures indicate the number of cases found in the data file. They cannot be interpreted as summary statistics of the population of interest.</i>			
<b># I020F: Inform manager/directors</b>			
<b>Information</b>	[Type= discrete] [Format=numeric] [Range= 1-9] [Missing=*]		

<b># I020F: Inform manager/directors</b>			
<b>Statistics [NW/ W]</b>		[Valid=8063 /-] [Invalid=9282 /-]	
<b>Value</b>	<b>Label</b>	<b>Cases</b>	<b>Percentage</b>
1	Yes	1250	15.5%
2	No	6812	84.5%
9	Missing value	1	0.0%
Sysmiss		9282	
<i>Warning: these figures indicate the number of cases found in the data file. They cannot be interpreted as summary statistics of the population of interest.</i>			
<b># I020G: Talk to friend</b>			
<b>Information</b>		[Type= discrete] [Format=numeric] [Range= 1-9] [Missing=*]	
<b>Statistics [NW/ W]</b>		[Valid=8062 /-] [Invalid=9283 /-]	
<b>Value</b>	<b>Label</b>	<b>Cases</b>	<b>Percentage</b>
1	Yes	3420	42.4%
2	No	4641	57.6%
9	Missing value	1	0.0%
Sysmiss		9283	
<i>Warning: these figures indicate the number of cases found in the data file. They cannot be interpreted as summary statistics of the population of interest.</i>			
<b># I020H: Ignore them</b>			
<b>Information</b>		[Type= discrete] [Format=numeric] [Range= 1-9] [Missing=*]	
<b>Statistics [NW/ W]</b>		[Valid=8063 /-] [Invalid=9282 /-]	
<b>Value</b>	<b>Label</b>	<b>Cases</b>	<b>Percentage</b>
1	Yes	2827	35.1%
2	No	5235	64.9%
9	Missing value	1	0.0%
Sysmiss		9282	
<i>Warning: these figures indicate the number of cases found in the data file. They cannot be interpreted as summary statistics of the population of interest.</i>			
<b># I020I: Inform the Labour Inspector</b>			
<b>Information</b>		[Type= discrete] [Format=numeric] [Range= 1-9] [Missing=*]	
<b>Statistics [NW/ W]</b>		[Valid=8063 /-] [Invalid=9282 /-]	
<b>Value</b>	<b>Label</b>	<b>Cases</b>	<b>Percentage</b>
1	Yes	216	2.7%
2	No	7846	97.3%
9	Missing value	1	0.0%
Sysmiss		9282	
<i>Warning: these figures indicate the number of cases found in the data file. They cannot be interpreted as summary statistics of the population of interest.</i>			
<b># I020J: Ombudsman</b>			
<b>Information</b>		[Type= discrete] [Format=numeric] [Range= 1-9] [Missing=*]	
<b>Statistics [NW/ W]</b>		[Valid=8063 /-] [Invalid=9282 /-]	
<b>Value</b>	<b>Label</b>	<b>Cases</b>	<b>Percentage</b>
1	Yes	139	1.7%
2	No	7923	98.3%
9	Missing value	1	0.0%
Sysmiss		9282	
<i>Warning: these figures indicate the number of cases found in the data file. They cannot be interpreted as summary statistics of the population of interest.</i>			

<b># I020K: Public Service Commission</b>			
<b>Information</b>		[Type= discrete] [Format=numeric] [Range= 1-9] [Missing=*]	
<b>Statistics [NW/ W]</b>		[Valid=8063 /-] [Invalid=9282 /-]	
<b>Value</b>	<b>Label</b>	<b>Cases</b>	<b>Percentage</b>
1	Yes	139	1.7%
2	No	7922	98.3%
9	Missing value	2	0.0%
Sysmiss		9282	
<i>Warning: these figures indicate the number of cases found in the data file. They cannot be interpreted as summary statistics of the population of interest.</i>			
<b># I020L: Other (specify)</b>			
<b>Information</b>		[Type= discrete] [Format=numeric] [Range= 1-9] [Missing=*]	
<b>Statistics [NW/ W]</b>		[Valid=8057 /-] [Invalid=9288 /-]	
<b>Value</b>	<b>Label</b>	<b>Cases</b>	<b>Percentage</b>
1	Yes	80	1.0%
2	No	7967	98.9%
9	Missing value	10	0.1%
Sysmiss		9288	
<i>Warning: these figures indicate the number of cases found in the data file. They cannot be interpreted as summary statistics of the population of interest.</i>			
<b># I020S: Other-Specify</b>			
<b>Information</b>		[Type= discrete] [Format=character] [Missing=*]	
<b>Statistics [NW/ W]</b>		[Valid=67 /-] [Invalid=0 /-]	
<b>Value</b>	<b>Label</b>	<b>Cases</b>	<b>Percentage</b>
2		1	1.5%
ABAYOBOZI B'INZEGO ZIBANZE		1	1.5%
ABIBWIRA IMANA		1	1.5%
ABIBWIRA IMANA YONYINE		1	1.5%
AFATA IMINSI YO KURUHUKA		1	1.5%
AFATA UMUNSI WO KURUHUKA		1	1.5%
AFATA UMUNSI WOKURUHUKA		1	1.5%
AFATA UUMWANYA WOKURUHUKA		1	1.5%
AHUGURWA N'UWO BAFATANYIZE AKA		1	1.5%
AMASAHA Y'IKIRENGA ARAHEMBERW		1	1.5%

# I020S: Other-Specify

Value	Label	Cases	Percentage
AMASAHA Y'IKIRENGA ARAYAHEMBA		1	1.5%
AMASAHA Y'IKIRENGA ARAYAHEMBEI		1	1.5%
AMASAHA YIKIRENGA ARAYAHMBW		1	1.5%
AMASAHA YIKIRENGA ARAYAHEMBEI		1	1.5%
AMASAHA YIKIRENGA ARAYARAMBIF		1	1.5%
AMASAHA YIKIRENGA BARAYABARIR		1	1.5%
ARARUHUKA		1	1.5%
ARARYAMA AKARUHUKA		1	1.5%
ARASIBA IYO YANANIWE		1	1.5%
ARIHANGANA		2	3.0%
ARIHANGANA AGAKOMEZA GUKORA		1	1.5%
ARIHONGANA		1	1.5%
ASIBA AKAZI		1	1.5%
BABAHEMBERE AMASAHA Y'IKIRENGA		1	1.5%
BARIHANGANA		1	1.5%
BIBA MUNSHINGANGA Z'ABAKOZI		1	1.5%
CESTRAR		1	1.5%
CONSEIL CONSULTATIF DUB SECTEU		1	1.5%
COTRAF SYNDICAT ZABAKOZIBUR		1	1.5%
DIRECTRICE WA SANTE MURI DISTR		1	1.5%
DUHAGARIKA AKAZI BAKADUHEMBE		1	1.5%
GUFATA GAHUNDA YO KURUHUKA		1	1.5%
GUFATA IGIHE CYO KURUHUKA		1	1.5%

# I020S: Other-Specify

Value	Label	Cases	Percentage
GUSABA CONGE		1	1.5%
GUSABA RECUPERATION		1	1.5%
GUTEGURA IMYIGARAGAM		1	1.5%
IYO ANANIWE ARASIBA		1	1.5%
IYO ANANIWE CYANE ARASIBA		1	1.5%
KUBIBIBWIRA ABO BAKORANA MUKAZ		1	1.5%
KUBIBWIRA UKURIYE COOPERATIVES		1	1.5%
KUBIBWIRA USHINZWE COOPERATIVE		1	1.5%
KUBIGANIRA HAGATI YABO GUSA		1	1.5%
KUBIMENYESH ASSOCIATION EXECU		1	1.5%
KUBISENGERA,		1	1.5%
KUBURA ICYO UKORA		1	1.5%
KUBWIRA ABAFORMATEU		1	1.5%
KUBYIHANGAN		1	1.5%
KURUHUKA(GU		1	1.5%
KWIHANGANA		7	10.4%
NDABYIHANGA		1	1.5%
NDIHANGANA		1	1.5%
NDIHANGANA KUKO ARI VACATION Y		1	1.5%
NI AKAZI KANJYE NTACYO BINTWAY		1	1.5%
NINYAKABYZI AFATA IKIRUHUKO		1	1.5%
NTAHO ABIVUGA		1	1.5%
SPORT		1	1.5%
SYNDICA		1	1.5%
SYNDICAT Y'BAKOZI		1	1.5%

**# I020S: Other-Specify**

Value	Label	Cases	Percentage
TUIVUGA MUNAMA YA MANAGEMENT		1	1.5%
guhata imiti ya prevetion HIV		1	1.5%

*Warning: these figures indicate the number of cases found in the data file. They cannot be interpreted as summary statistics of the population of interest.*

**# J010: Does your organization have a gender policy?**

<b>Information</b>	[Type= discrete] [Format=numeric] [Range= 1-9] [Missing=*]
<b>Statistics [NW/ W]</b>	[Valid=17345 /-] [Invalid=0 /-]

Value	Label	Cases	Percentage
1	Yes	11737	67.7%
2	No	3287	19.0%
3	Don't know	2319	13.4%
9	Missing value	2	0.0%

*Warning: these figures indicate the number of cases found in the data file. They cannot be interpreted as summary statistics of the population of interest.*

**# J020: Preferential treatment due to sex?**

<b>Information</b>	[Type= discrete] [Format=numeric] [Range= 1-9] [Missing=*]
<b>Statistics [NW/ W]</b>	[Valid=17345 /-] [Invalid=0 /-]

Value	Label	Cases	Percentage
1	Yes	807	4.7%
2	No	14513	83.7%
3	Don't know	2023	11.7%
9	Missing value	2	0.0%

*Warning: these figures indicate the number of cases found in the data file. They cannot be interpreted as summary statistics of the population of interest.*

**# J030A: Quota for women (managm.)**

<b>Information</b>	[Type= discrete] [Format=numeric] [Range= 1-9] [Missing=*]
<b>Statistics [NW/ W]</b>	[Valid=807 /-] [Invalid=16538 /-]

Value	Label	Cases	Percentage
1	Yes	336	41.6%
2	No	423	52.4%
3	Don't know	46	5.7%
9	Missing value	2	0.2%
Sysmiss		16538	

*Warning: these figures indicate the number of cases found in the data file. They cannot be interpreted as summary statistics of the population of interest.*

**# J030B: Overall quota for women**

<b>Information</b>	[Type= discrete] [Format=numeric] [Range= 1-9] [Missing=*]
<b>Statistics [NW/ W]</b>	[Valid=807 /-] [Invalid=16538 /-]

Value	Label	Cases	Percentage
1	Yes	328	40.6%
2	No	431	53.4%
3	Don't know	46	5.7%
9	Missing value	2	0.2%
Sysmiss		16538	

**# J030B: Overall quota for women**

Warning: these figures indicate the number of cases found in the data file. They cannot be interpreted as summary statistics of the population of interest.

**# J030C: Pref. recruitment for women**

**Information** [Type= discrete] [Format=numeric] [Range= 1-9] [Missing=\*]

**Statistics [NW/ W]** [Valid=807 /-] [Invalid=16538 /-]

Value	Label	Cases	Percentage
1	Yes	216	26.8%
2	No	557	69.0%
3	Don't know	31	3.8%
9	Missing value	3	0.4%
Sysmiss		16538	

Warning: these figures indicate the number of cases found in the data file. They cannot be interpreted as summary statistics of the population of interest.

**# J030D: Pref. recruitment for men**

**Information** [Type= discrete] [Format=numeric] [Range= 1-9] [Missing=\*]

**Statistics [NW/ W]** [Valid=807 /-] [Invalid=16538 /-]

Value	Label	Cases	Percentage
1	Yes	340	42.1%
2	No	435	53.9%
3	Don't know	30	3.7%
9	Missing value	2	0.2%
Sysmiss		16538	

Warning: these figures indicate the number of cases found in the data file. They cannot be interpreted as summary statistics of the population of interest.

**# J030E: Maternity leave**

**Information** [Type= discrete] [Format=numeric] [Range= 1-9] [Missing=\*]

**Statistics [NW/ W]** [Valid=807 /-] [Invalid=16538 /-]

Value	Label	Cases	Percentage
1	Yes	1	0.1%
2	No	0	
3	Don't know	0	
9	Missing value	806	99.9%
Sysmiss		16538	

Warning: these figures indicate the number of cases found in the data file. They cannot be interpreted as summary statistics of the population of interest.

**# J030F: Differential retirement age**

**Information** [Type= discrete] [Format=numeric] [Range= 1-9] [Missing=\*]

**Statistics [NW/ W]** [Valid=807 /-] [Invalid=16538 /-]

Value	Label	Cases	Percentage
1	Yes	129	16.0%
2	No	604	74.8%
3	Don't know	72	8.9%
9	Missing value	2	0.2%
Sysmiss		16538	

Warning: these figures indicate the number of cases found in the data file. They cannot be interpreted as summary statistics of the population of interest.

**# J030G: Preferential payment**

**Information** [Type= discrete] [Format=numeric] [Range= 1-9] [Missing=\*]



<b># J030G: Preferential payment</b>			
<b>Statistics [NW/ W]</b>		[Valid=807 /-] [Invalid=16538 /-]	
<b>Value</b>	<b>Label</b>	<b>Cases</b>	<b>Percentage</b>
1	Yes	98	12.1%
2	No	661	81.9%
3	Don't know	46	5.7%
9	Missing value	2	0.2%
Sysmiss		16538	
<i>Warning: these figures indicate the number of cases found in the data file. They cannot be interpreted as summary statistics of the population of interest.</i>			
<b># J030H: Others (specify)</b>			
<b>Information</b>		[Type= discrete] [Format=numeric] [Range= 1-9] [Missing=*]	
<b>Statistics [NW/ W]</b>		[Valid=807 /-] [Invalid=16538 /-]	
<b>Value</b>	<b>Label</b>	<b>Cases</b>	<b>Percentage</b>
1	Yes	18	2.2%
2	No	744	92.2%
3	Don't know	41	5.1%
9	Missing value	4	0.5%
Sysmiss		16538	
<i>Warning: these figures indicate the number of cases found in the data file. They cannot be interpreted as summary statistics of the population of interest.</i>			
<b># J030S: Other-Specify</b>			
<b>Information</b>		[Type= discrete] [Format=character] [Missing=*]	
<b>Statistics [NW/ W]</b>		[Valid=14 /-] [Invalid=0 /-]	
<b>Value</b>	<b>Label</b>	<b>Cases</b>	<b>Percentage</b>
ABAGORE NTIBABA ABA EVANGELIST		2	14.3%
AKAKAZI UMUGORE NTAKABASHA		1	7.1%
GUKURIKUZA UMURIMO UKORWA		1	7.1%
GUTANGA AKAZI KU MWANYA UHARI		1	7.1%
HAKORA ABAKOBWA URETSE ABAZAMU		1	7.1%
HARI ABABISHINZWI		1	7.1%
HARI AGAKORWA NA BAGABO GUSA		1	7.1%
HARI IMYANYA BASHYIRAMO ABAGAB		1	7.1%
HATANGWA AKAZI		1	7.1%

**# J030S: Other-Specify**

Value	Label	Cases	Percentage
BITEWE NUSHOBOY			
JOB SPECIFICATION ASSIGNMENT		1	7.1%
TUGIRA AMASAHA ANGANA Y'IKIRUH		1	7.1%
gushyira imbere abagore		1	7.1%
hakurikijwe inshingano		1	7.1%

*Warning: these figures indicate the number of cases found in the data file. They cannot be interpreted as summary statistics of the population of interest.*

**# J040A: Quota for women (managm.)**

<b>Information</b>	[Type= discrete] [Format=numeric] [Range= 1-9] [Missing=*]
--------------------	--

<b>Statistics [NW/ W]</b>	[Valid=17345 /-] [Invalid=0 /-]
---------------------------	---------------------------------

Value	Label	Cases	Percentage
1	Yes	9893	57.0%
2	No	7444	42.9%
9	Missing value	8	0.0%

*Warning: these figures indicate the number of cases found in the data file. They cannot be interpreted as summary statistics of the population of interest.*

<b># J040B: Overall quota for women</b>			
<b>Information</b>	[Type= discrete] [Format=numeric] [Range= 1-9] [Missing=*]		
<b>Statistics [NW/ W]</b>	[Valid=17345 /-] [Invalid=0 /-]		
<b>Value</b>	<b>Label</b>	<b>Cases</b>	<b>Percentage</b>
1	Yes	8849	51.0%
2	No	8487	48.9%
9	Missing value	9	0.1%
<i>Warning: these figures indicate the number of cases found in the data file. They cannot be interpreted as summary statistics of the population of interest.</i>			
<b># J040C: Pref. recruitment for women</b>			
<b>Information</b>	[Type= discrete] [Format=numeric] [Range= 1-9] [Missing=*]		
<b>Statistics [NW/ W]</b>	[Valid=17345 /-] [Invalid=0 /-]		
<b>Value</b>	<b>Label</b>	<b>Cases</b>	<b>Percentage</b>
1	Yes	4175	24.1%
2	No	13162	75.9%
9	Missing value	8	0.0%
<i>Warning: these figures indicate the number of cases found in the data file. They cannot be interpreted as summary statistics of the population of interest.</i>			
<b># J040D: Pref. recruitment for men</b>			
<b>Information</b>	[Type= discrete] [Format=numeric] [Range= 1-9] [Missing=*]		
<b>Statistics [NW/ W]</b>	[Valid=17345 /-] [Invalid=0 /-]		
<b>Value</b>	<b>Label</b>	<b>Cases</b>	<b>Percentage</b>
1	Yes	2108	12.2%
2	No	15228	87.8%
9	Missing value	9	0.1%
<i>Warning: these figures indicate the number of cases found in the data file. They cannot be interpreted as summary statistics of the population of interest.</i>			
<b># J040H: Maternity leave</b>			
<b>Information</b>	[Type= discrete] [Format=numeric] [Range= 1-9] [Missing=*]		
<b>Statistics [NW/ W]</b>	[Valid=17345 /-] [Invalid=0 /-]		
<b>Value</b>	<b>Label</b>	<b>Cases</b>	<b>Percentage</b>
1	Yes	15431	89.0%
2	No	1892	10.9%
9	Missing value	22	0.1%
<i>Warning: these figures indicate the number of cases found in the data file. They cannot be interpreted as summary statistics of the population of interest.</i>			
<b># J040E: Differential retirement age</b>			
<b>Information</b>	[Type= discrete] [Format=numeric] [Range= 1-9] [Missing=*]		
<b>Statistics [NW/ W]</b>	[Valid=17345 /-] [Invalid=0 /-]		
<b>Value</b>	<b>Label</b>	<b>Cases</b>	<b>Percentage</b>
1	Yes	6230	35.9%
2	No	11106	64.0%
9	Missing value	9	0.1%
<i>Warning: these figures indicate the number of cases found in the data file. They cannot be interpreted as summary statistics of the population of interest.</i>			
<b># J040F: Preferential payment</b>			
<b>Information</b>	[Type= discrete] [Format=numeric] [Range= 1-9] [Missing=*]		
<b>Statistics [NW/ W]</b>	[Valid=17345 /-] [Invalid=0 /-]		

### # J040F: Preferential payment

Value	Label	Cases	Percentage
1	Yes	1810	10.4%
2	No	15527	89.5%
9	Missing value	8	0.0%

Warning: these figures indicate the number of cases found in the data file. They cannot be interpreted as summary statistics of the population of interest.

### # J040G: Others (specify)

<b>Information</b>	[Type= discrete] [Format=numeric] [Range= 1-9] [Missing=*]
<b>Statistics [NW/ W]</b>	[Valid=17345 /-] [Invalid=0 /-]

Value	Label	Cases	Percentage
1	Yes	160	0.9%
2	No	17148	98.9%
9	Missing value	37	0.2%

Warning: these figures indicate the number of cases found in the data file. They cannot be interpreted as summary statistics of the population of interest.

### # J040S: Other-Specify

<b>Information</b>	[Type= discrete] [Format=character] [Missing=*]
<b>Statistics [NW/ W]</b>	[Valid=71 /-] [Invalid=0 /-]

Value	Label	Cases	Percentage
.		2	2.8%
2		1	1.4%
3		1	1.4%
ABADAMU BAKOMEZA GUSHYIGIKIRW		1	1.4%
ABAGORE BICA AKAZI		1	1.4%
AMAHUGURW/ YA GENDA		1	1.4%
BITEWE N'UBUSHOBOZI BW'UMUNTU		1	1.4%
BYAGORANA		1	1.4%
COMPETANCE		1	1.4%
COMPETENCE		4	5.6%
COMPETENCE ENTRE GENDER		1	1.4%
COMPETITIVITI MUGUTANGWA ABAKO		1	1.4%
EQUALITY MU GUTANGA AKAZI		1	1.4%
GUHA AGAHIMBAZAM MWABYAYE		1	1.4%
GUHABWA AKAZI		1	1.4%
GUHABWA AKAZI		1	1.4%

# J040S: Other-Specify

Value	Label	Cases	Percentage
KUBERA UBUMENYI			
GUHABWA AMACUMBI KU NTEGE NKE		1	1.4%
GUHABWA AMAHIRWE ANGANA		1	1.4%
GUHABWAKAZ BITEWE NUBUSHOBOZI		1	1.4%
GUKORA IMIRIMO IMWE KURI BOSE		1	1.4%
GUKURIKIZA COMPENTENCE		1	1.4%
GUKURIKIZA UBUSHOBOZI		1	1.4%
GUKURIKIZA UBUSHOBOZI MU KAZI		1	1.4%
GUSHYIRWA MU MWANYA W'ABITSIYE		1	1.4%
GUSOBANURIR UBURINGANIRI		1	1.4%
GUTANGA AKAZI		1	1.4%
HAGENDERWA MU BUSHOBOZI		1	1.4%
HAGOMBA CRITERE ZIGENDERWAH		1	1.4%
HAKURIKIWE UBUSHOBOZI		2	2.8%
HAKURIKIWE UMUSARURO		1	1.4%
HAKWIRIYE GUKURIKIZA UBUSHOBOZ		1	1.4%
IBINDI BIKAJYA BIHABWA ABISHOB		1	1.4%
IKIRUHU CYO GUSHAKA		1	1.4%
ITANGWA RY'AKAZI		1	1.4%
KNOLEDGE&C/ HATITAWA SEX		1	1.4%
KONGERA IKIRUHU		1	1.4%

# J040S: Other-Specify

Value	Label	Cases	Percentage
KONGERA IKIRUHUKO CYO KUBYARA		1	1.4%
KUBERA UBUSHOBOZI BW'UMUNTU		1	1.4%
KUREBA UBUSHOBOZI BWA BOSE		1	1.4%
KUREBA UBUSHOBOZI CYANE		1	1.4%
KURINGANIZA IMISHAHARA NDETSE		1	1.4%
KUTAVANAHO IKIRUHUKO CYO KUBYA		1	1.4%
KWITA KU BUSHOBOZI		1	1.4%
KWITA KUBUSHOBOZI BW'UMUNTU		1	1.4%
KWITABAZA IPIGANWA MU KAZI		1	1.4%
KWITONDERA GUSHYIRA 1 ABAGORE		1	1.4%
Kureba ubushobozi bw'umuntu		1	1.4%
MARTERNAL LEAVE		1	1.4%
MATERNAL LEAVE		1	1.4%
REPORT RESEARCH		1	1.4%
UBUSHOBOZI		2	2.8%
UBUSHOBOZI BW'UMUNTU		1	1.4%
UBUSHOBOZI BW'UMUNTU.		1	1.4%
UBUSHOBOZI BWA BURI MUNTU		1	1.4%
UKURIKIJE UBUSHOBOZI3		1	1.4%
USHOBOYE		1	1.4%
USHOBOYE NIWE UKWIYE GUKORA		1	1.4%
UWATSINZE IKIZAMI		1	1.4%

### # J040S: Other-Specify

Value	Label	Cases	Percentage
YAMERA GENDER MURI POLITIQUE		1	1.4%
competance mu gutanga akazi		1	1.4%
kongera ubumenyi mugitsina gor		1	1.4%
korohereza abagore mu kazi		1	1.4%
kugabanya ikiruhuko cyo kubyar		1	1.4%
kwishyura umuntu bitewe n'aho		1	1.4%
utsinze akabona umwanya		1	1.4%

Warning: these figures indicate the number of cases found in the data file. They cannot be interpreted as summary statistics of the population of interest.

### # K010: Has your organization introduced the use of ICT?

<b>Information</b>	[Type= discrete] [Format=numeric] [Range= 1-9] [Missing=*]
<b>Statistics [NW/ W]</b>	[Valid=17345 /-] [Invalid=0 /-]

Value	Label	Cases	Percentage
1	Yes	13430	77.4%
2	No	3911	22.5%
9	Missing value	4	0.0%

Warning: these figures indicate the number of cases found in the data file. They cannot be interpreted as summary statistics of the population of interest.

### # K020A: Production

<b>Information</b>	[Type= discrete] [Format=numeric] [Range= 1-9] [Missing=*]
<b>Statistics [NW/ W]</b>	[Valid=13430 /-] [Invalid=3915 /-]

Value	Label	Cases	Percentage
1	Yes	10331	76.9%
2	No	943	7.0%
3	Don't Know	2156	16.1%
9	Missing value	0	
Sysmiss		3915	

Warning: these figures indicate the number of cases found in the data file. They cannot be interpreted as summary statistics of the population of interest.

### # K020B: Marketing

<b>Information</b>	[Type= discrete] [Format=numeric] [Range= 1-9] [Missing=*]
<b>Statistics [NW/ W]</b>	[Valid=13430 /-] [Invalid=3915 /-]

Value	Label	Cases	Percentage
1	Yes	5313	39.6%
2	No	5076	37.8%
3	Don't Know	3040	22.6%
9	Missing value	1	0.0%
Sysmiss		3915	

Warning: these figures indicate the number of cases found in the data file. They cannot be interpreted as summary statistics of the population of interest.

<b># K020C: Human resource management</b>			
<b>Information</b>	[Type= discrete] [Format=numeric] [Range= 1-9] [Missing=*]		
<b>Statistics [NW/ W]</b>	[Valid=13430 /-] [Invalid=3915 /-]		
<b>Value</b>	<b>Label</b>	<b>Cases</b>	<b>Percentage</b>
1	Yes	6122	45.6%
2	No	4518	33.6%
3	Don't Know	2789	20.8%
9	Missing value	1	0.0%
Sysmiss		3915	
<i>Warning: these figures indicate the number of cases found in the data file. They cannot be interpreted as summary statistics of the population of interest.</i>			
<b># K020D: Communication</b>			
<b>Information</b>	[Type= discrete] [Format=numeric] [Range= 1-9] [Missing=*]		
<b>Statistics [NW/ W]</b>	[Valid=13430 /-] [Invalid=3915 /-]		
<b>Value</b>	<b>Label</b>	<b>Cases</b>	<b>Percentage</b>
1	Yes	8702	64.8%
2	No	2192	16.3%
3	Don't Know	2535	18.9%
9	Missing value	1	0.0%
Sysmiss		3915	
<i>Warning: these figures indicate the number of cases found in the data file. They cannot be interpreted as summary statistics of the population of interest.</i>			
<b># K020E: Records management</b>			
<b>Information</b>	[Type= discrete] [Format=numeric] [Range= 1-9] [Missing=*]		
<b>Statistics [NW/ W]</b>	[Valid=13430 /-] [Invalid=3915 /-]		
<b>Value</b>	<b>Label</b>	<b>Cases</b>	<b>Percentage</b>
1	Yes	11137	82.9%
2	No	200	1.5%
3	Don't Know	2091	15.6%
9	Missing value	2	0.0%
Sysmiss		3915	
<i>Warning: these figures indicate the number of cases found in the data file. They cannot be interpreted as summary statistics of the population of interest.</i>			
<b># K020F: Accounting/Finance/Budgeting</b>			
<b>Information</b>	[Type= discrete] [Format=numeric] [Range= 1-9] [Missing=*]		
<b>Statistics [NW/ W]</b>	[Valid=13430 /-] [Invalid=3915 /-]		
<b>Value</b>	<b>Label</b>	<b>Cases</b>	<b>Percentage</b>
1	Yes	10815	80.5%
2	No	439	3.3%
3	Don't Know	2174	16.2%
9	Missing value	2	0.0%
Sysmiss		3915	
<i>Warning: these figures indicate the number of cases found in the data file. They cannot be interpreted as summary statistics of the population of interest.</i>			
<b># K020G: Others (specify)</b>			
<b>Information</b>	[Type= discrete] [Format=numeric] [Range= 1-9] [Missing=*]		
<b>Statistics [NW/ W]</b>	[Valid=13430 /-] [Invalid=3915 /-]		



<b># K020G: Others (specify)</b>			
<b>Value</b>	<b>Label</b>	<b>Cases</b>	<b>Percentage</b>
1	Yes	375	2.8%
2	No	10195	75.9%
3	Don't Know	2841	21.2%
9	Missing value	19	0.1%
Sysmiss		3915	
<i>Warning: these figures indicate the number of cases found in the data file. They cannot be interpreted as summary statistics of the population of interest.</i>			
<b># K020H: Recruitment</b>			
<b>Information</b>	[Type= discrete] [Format=numeric] [Range= 1-9] [Missing=*]		
<b>Statistics [NW/ W]</b>	[Valid=13430 /-] [Invalid=3915 /-]		
<b>Value</b>	<b>Label</b>	<b>Cases</b>	<b>Percentage</b>
1	Yes	3563	26.5%
2	No	6784	50.5%
3	Don't Know	3080	22.9%
9	Missing value	3	0.0%
Sysmiss		3915	
<i>Warning: these figures indicate the number of cases found in the data file. They cannot be interpreted as summary statistics of the population of interest.</i>			
<b># K020S: Other-Specify</b>			
<b>Information</b>	[Type= discrete] [Format=character] [Missing=*]		
<b>Statistics [NW/ W]</b>	[Valid=230 /-] [Invalid=0 /-]		
<b>Value</b>	<b>Label</b>	<b>Cases</b>	<b>Percentage</b>
2		6	2.6%
ANALYSE DES MATIERES PREMIERES		2	0.9%
ATM		4	1.7%
AUTHOMETIQU TELLER		1	0.4%
AUTOMATION		2	0.9%
BILLING		1	0.4%
CAMERA & ALARM SYSTEM		1	0.4%
COMMUNICATI INTER-SERVICE		1	0.4%
CONTROL OF WORK		1	0.4%
DECODERS,LCD		1	0.4%
DECODERS,TV		1	0.4%
EDPRS-INTERNATIONA COMMUNICAT		1	0.4%
FINGER CAMERA ALARMS		1	0.4%
FORMATION		1	0.4%
GUCANGA AMARANGI		1	0.4%

# K020S: Other-Specify

Value	Label	Cases	Percentage
GUCISHA MU CYANE		1	0.4%
GUCUNGA UMUTEKANO		1	0.4%
GUCURUZA		1	0.4%
GUKORA AMA REPORTS		1	0.4%
GUKORA DEVIS		1	0.4%
GUKORA RAPPORT		4	1.7%
GUKORA UBUSHAKASHA		1	0.4%
GUKORA WIRELESS		1	0.4%
GUKORA ZA PLANS		1	0.4%
GUPIMA FONT YA MARBRE		1	0.4%
GUSHAKA ABATERANKU		1	0.4%
GUSHAKA IBICIRO BY'IBIKORESHO		1	0.4%
GUSUZUMA ABARWAYI		1	0.4%
GUTANGA RAPORO		2	0.9%
GUTANGA RAPPORT		4	1.7%
GUTANGA&GU AMAKURU		1	0.4%
GUTARA AMAKURU		2	0.9%
IMIHIHO Y'UMURENGE		1	0.4%
IMPLEMTANTIC OF NEW SYSTEM		1	0.4%
INTERNAL COMMUNICATI		1	0.4%
INTERNET		1	0.4%
KOROHEREZA ABAKOZI		1	0.4%
KUBAGA		2	0.9%
KUBAGA ABARWAYI		1	0.4%
KUBIKA AMAKURU		1	0.4%
KUJIJUKA MWITERAMBE		1	0.4%
KUMENYEKAN IBIKORWA BYABO		1	0.4%

# K020S: Other-Specify

Value	Label	Cases	Percentage
KUREBA IBISHYA BIGEZWEHO		1	0.4%
KURI GUICHET GUTANGA FRS		1	0.4%
KURI WEB SITE		1	0.4%
KURINDA UMUTEKANO		1	0.4%
KUVANGA AMARANGI		2	0.9%
KUVANGA IRANGI		1	0.4%
KUVUZA INDIRIMBO MURI SUNDOWNE		1	0.4%
KWANDIKA RAPPORT		1	0.4%
KWIGISHA		1	0.4%
KWIGISHA ABAKOZI		2	0.9%
KWOROSHYA AKAZI		1	0.4%
LOISIR		1	0.4%
MACHINE ZIKORESHA MU KUVURA		1	0.4%
MANAGEMENT Y'IBIKORESHO		1	0.4%
MECANISATION AGRICOLE		1	0.4%
MOBILE BANKING(ATM		1	0.4%
MU BUVUZI		1	0.4%
MU GUSUKURA PASSPARUME		1	0.4%
MU GUTANGA IBIGANIRO		1	0.4%
MU ISUKU		1	0.4%
MU ISUKU :AKAMA		1	0.4%
MU KUVURA		1	0.4%
MU MAHUGURWA		1	0.4%
MUBUSHAKASI		1	0.4%
MUKUVURA		1	0.4%
PUBLIC RELATION		1	0.4%
RADIOGRAPHIE		1	0.4%

# K020S: Other-Specify

Value	Label	Cases	Percentage
RAPORO		1	0.4%
RAPORT ,RECH		1	0.4%
RAPORT RECHERCHE		1	0.4%
RAPORTS,RESE		1	0.4%
RAPPORT		45	19.6%
RAPPORT PLAN		1	0.4%
RAPPORT RECHERCHE		6	2.6%
RAPPORT RECHERCHE PLAN		1	0.4%
RAPPORT,MUSI		1	0.4%
RAPPORT,PLAN		1	0.4%
RAPPORT,RECH		4	1.7%
RAPPORT,RECH		1	0.4%
RAPPORT,RESE		1	0.4%
RAPPORTS		9	3.9%
RAPPORTS RECHERCHE		2	0.9%
RAPPORTS RECHUCH		1	0.4%
RAPPORTS,REC		10	4.3%
RAPPORTS,REC		1	0.4%
RECEPTION&AI		1	0.4%
RECHERCHE		2	0.9%
RECHERCHE,R/		1	0.4%
RECHERCHES DOMAINE MEDECINE		1	0.4%
RECOUVREMEN		1	0.4%
REPORT		1	0.4%
REPORT AND RESEARCH		8	3.5%
REPORT RESEARCH		1	0.4%
REPORTING AND RESEARCH		1	0.4%
REQUISITION Y'IMITI		1	0.4%
RESEARCH		2	0.9%
RESEARCHES		1	0.4%
ROPPORT		1	0.4%
SERVICE ZITANDUKANY		1	0.4%
SMS MEDIA		1	0.4%
SONORISATION		1	0.4%
TELECOM		1	0.4%

<b># K020S: Other-Specify</b>			
<b>Value</b>	<b>Label</b>	<b>Cases</b>	<b>Percentage</b>
TELEMEDECINI		1	0.4%
TENDER AMASOKO		1	0.4%
TRAINING		1	0.4%
UBUSHAKASHA		2	0.9%
UBUSHAKASHA PERSONNEL		1	0.4%
UBUTUMWA BWA KIRIZIYA		2	0.9%
UBWUBATSI		1	0.4%
UMUTEKANO		2	0.9%
VOTE ELECTRONIQUI		1	0.4%
analyse des dossiers		1	0.4%
education		1	0.4%
eisoko systeme		1	0.4%
gukora design yamazu		1	0.4%
gukora operations		1	0.4%
kubaga		1	0.4%
kubaga abarwayi		1	0.4%
muri rabolatoire et maternite		1	0.4%
rapport		1	0.4%
research		1	0.4%
service muha abantu		1	0.4%
telemedecine		1	0.4%
ubushakashatsi		2	0.9%
<i>Warning: these figures indicate the number of cases found in the data file. They cannot be interpreted as summary statistics of the population of interest.</i>			
<b># K030A: Production</b>			
<b>Information</b>	[Type= discrete] [Format=numeric] [Range= 1-9] [Missing=*]		
<b>Statistics [NW/ W]</b>	[Valid=13431 /-] [Invalid=3914 /-]		
<b>Value</b>	<b>Label</b>	<b>Cases</b>	<b>Percentage</b>
1	Increased/improved	10122	75.4%
2	Decreased	27	0.2%
3	No effect	94	0.7%
4	Not applicable	1415	10.5%
8	Don't know	1771	13.2%
9	Missing value	2	0.0%
Sysmiss		3914	
<i>Warning: these figures indicate the number of cases found in the data file. They cannot be interpreted as summary statistics of the population of interest.</i>			
<b># K030B: Marketing</b>			
<b>Information</b>	[Type= discrete] [Format=numeric] [Range= 1-9] [Missing=*]		

<b># K030B: Marketing</b>			
<b>Statistics [NW/ W]</b>		[Valid=13431 /-] [Invalid=3914 /-]	
<b>Value</b>	<b>Label</b>	<b>Cases</b>	<b>Percentage</b>
1	Increased/improved	5122	38.1%
2	Decreased	100	0.7%
3	No effect	171	1.3%
4	Not applicable	5561	41.4%
8	Don't know	2473	18.4%
9	Missing value	4	0.0%
Sysmiss		3914	
<i>Warning: these figures indicate the number of cases found in the data file. They cannot be interpreted as summary statistics of the population of interest.</i>			
<b># K030C: Human resource management</b>			
<b>Information</b>		[Type= discrete] [Format=numeric] [Range= 1-9] [Missing=*]	
<b>Statistics [NW/ W]</b>		[Valid=13431 /-] [Invalid=3914 /-]	
<b>Value</b>	<b>Label</b>	<b>Cases</b>	<b>Percentage</b>
1	Increased/improved	5831	43.4%
2	Decreased	87	0.6%
3	No effect	195	1.5%
4	Not applicable	5000	37.2%
8	Don't know	2314	17.2%
9	Missing value	4	0.0%
Sysmiss		3914	
<i>Warning: these figures indicate the number of cases found in the data file. They cannot be interpreted as summary statistics of the population of interest.</i>			
<b># K030D: Communication</b>			
<b>Information</b>		[Type= discrete] [Format=numeric] [Range= 1-9] [Missing=*]	
<b>Statistics [NW/ W]</b>		[Valid=13431 /-] [Invalid=3914 /-]	
<b>Value</b>	<b>Label</b>	<b>Cases</b>	<b>Percentage</b>
1	Increased/improved	8412	62.6%
2	Decreased	61	0.5%
3	No effect	165	1.2%
4	Not applicable	2711	20.2%
8	Don't know	2078	15.5%
9	Missing value	4	0.0%
Sysmiss		3914	
<i>Warning: these figures indicate the number of cases found in the data file. They cannot be interpreted as summary statistics of the population of interest.</i>			
<b># K030E: Records management</b>			
<b>Information</b>		[Type= discrete] [Format=numeric] [Range= 1-9] [Missing=*]	
<b>Statistics [NW/ W]</b>		[Valid=13431 /-] [Invalid=3914 /-]	
<b>Value</b>	<b>Label</b>	<b>Cases</b>	<b>Percentage</b>
1	Increased/improved	10750	80.0%
2	Decreased	79	0.6%
3	No effect	138	1.0%
4	Not applicable	676	5.0%
8	Don't know	1784	13.3%
9	Missing value	4	0.0%

<b># K030E: Records management</b>			
<b>Value</b>	<b>Label</b>	<b>Cases</b>	<b>Percentage</b>
Sysmiss		3914	
<i>Warning: these figures indicate the number of cases found in the data file. They cannot be interpreted as summary statistics of the population of interest.</i>			
<b># K030F: Accounting/Finance/Budgeting</b>			
<b>Information</b>	[Type= discrete] [Format=numeric] [Range= 1-9] [Missing=*]		
<b>Statistics [NW/ W]</b>	[Valid=13431 /-] [Invalid=3914 /-]		
<b>Value</b>	<b>Label</b>	<b>Cases</b>	<b>Percentage</b>
1	Increased/improved	10467	77.9%
2	Decreased	46	0.3%
3	No effect	127	0.9%
4	Not applicable	908	6.8%
8	Don't know	1879	14.0%
9	Missing value	4	0.0%
Sysmiss		3914	
<i>Warning: these figures indicate the number of cases found in the data file. They cannot be interpreted as summary statistics of the population of interest.</i>			
<b># K030G: Others (specify)</b>			
<b>Information</b>	[Type= discrete] [Format=numeric] [Range= 1-9] [Missing=*]		
<b>Statistics [NW/ W]</b>	[Valid=13431 /-] [Invalid=3914 /-]		
<b>Value</b>	<b>Label</b>	<b>Cases</b>	<b>Percentage</b>
1	Increased/improved	401	3.0%
2	Decreased	498	3.7%
3	No effect	161	1.2%
4	Not applicable	10035	74.7%
8	Don't know	2315	17.2%
9	Missing value	21	0.2%
Sysmiss		3914	
<i>Warning: these figures indicate the number of cases found in the data file. They cannot be interpreted as summary statistics of the population of interest.</i>			
<b># K030H: Recruitment</b>			
<b>Information</b>	[Type= discrete] [Format=numeric] [Range= 1-9] [Missing=*]		
<b>Statistics [NW/ W]</b>	[Valid=13431 /-] [Invalid=3914 /-]		
<b>Value</b>	<b>Label</b>	<b>Cases</b>	<b>Percentage</b>
1	Increased/improved	3341	24.9%
2	Decreased	264	2.0%
3	No effect	193	1.4%
4	Not applicable	7104	52.9%
8	Don't know	2521	18.8%
9	Missing value	8	0.1%
Sysmiss		3914	
<i>Warning: these figures indicate the number of cases found in the data file. They cannot be interpreted as summary statistics of the population of interest.</i>			
<b># K030S: Other-Specify</b>			
<b>Information</b>	[Type= discrete] [Format=character] [Missing=*]		
<b>Statistics [NW/ W]</b>	[Valid=24 /-] [Invalid=0 /-]		

### # K030S: Other-Specify

Value	Label	Cases	Percentage
4		2	8.3%
AMASOKO		1	4.2%
ATM		3	12.5%
BARAMENYA		1	4.2%
BYOROHEYE ABAKORAGA REPORT		1	4.2%
BYOROSHYA GUKORA RAPPORT		1	4.2%
FINGERPRINT,C		1	4.2%
GREFFE		1	4.2%
GUTANGA RAPORO		1	4.2%
IKORESHWA RYA DECODERS,LCD		1	4.2%
INTERNET		1	4.2%
KOROHEREZA ABAKOZI		1	4.2%
KOROSHA AKAZI		1	4.2%
MU GUTANGA IBIGANIRO KURI RAD.		1	4.2%
MUBUHINZI		1	4.2%
PRISE EN CHARGE DES PATIENTS		1	4.2%
RESEARCH		1	4.2%
SECURITY USING CAMERA,ALAR		1	4.2%
SMS MEDIA		1	4.2%
TELECOM		1	4.2%
gutanga service nziza		1	4.2%

Warning: these figures indicate the number of cases found in the data file. They cannot be interpreted as summary statistics of the population of interest.

### # K040A: Individual Computer

<b>Information</b>	[Type= discrete] [Format=numeric] [Range= 1-9] [Missing=*]		
<b>Statistics [NW/ W]</b>	[Valid=13430 /-] [Invalid=3915 /-]		
Value	Label	Cases	Percentage
1	Yes	4043	30.1%
2	No	9383	69.9%
9	Missing value	4	0.0%
Sysmiss		3915	

Warning: these figures indicate the number of cases found in the data file. They cannot be interpreted as summary statistics of the population of interest.

### # K040B: Shared computer

<b>Information</b>	[Type= discrete] [Format=numeric] [Range= 1-9] [Missing=*]
--------------------	--



**# K040B: Shared computer**

<b>Statistics [NW/ W]</b>	[Valid=13430 /-] [Invalid=3915 /-]
---------------------------	------------------------------------

Value	Label	Cases	Percentage
1	Yes	5030	37.5%
2	No	8396	62.5%
9	Missing value	4	0.0%
System		3915	

*Warning: these figures indicate the number of cases found in the data file. They cannot be interpreted as summary statistics of the population of interest.*

**# K040C: Private access to email**

<b>Information</b>	[Type= discrete] [Format=numeric] [Range= 1-9] [Missing=*]
--------------------	--

<b>Statistics [NW/ W]</b>	[Valid=13430 /-] [Invalid=3915 /-]
---------------------------	------------------------------------

Value	Label	Cases	Percentage
1	Yes	5399	40.2%
2	No	8027	59.8%
9	Missing value	4	0.0%
System		3915	

*Warning: these figures indicate the number of cases found in the data file. They cannot be interpreted as summary statistics of the population of interest.*

**# K040D: Common access to email**

<b>Information</b>	[Type= discrete] [Format=numeric] [Range= 1-9] [Missing=*]
--------------------	--

<b>Statistics [NW/ W]</b>	[Valid=13430 /-] [Invalid=3915 /-]
---------------------------	------------------------------------

Value	Label	Cases	Percentage
1	Yes	4202	31.3%
2	No	9224	68.7%
9	Missing value	4	0.0%
System		3915	

*Warning: these figures indicate the number of cases found in the data file. They cannot be interpreted as summary statistics of the population of interest.*

**# K040E: Access to internet**

<b>Information</b>	[Type= discrete] [Format=numeric] [Range= 1-9] [Missing=*]
--------------------	--

<b>Statistics [NW/ W]</b>	[Valid=13430 /-] [Invalid=3915 /-]
---------------------------	------------------------------------

Value	Label	Cases	Percentage
1	Yes	5774	43.0%
2	No	7652	57.0%
9	Missing value	4	0.0%
System		3915	

*Warning: these figures indicate the number of cases found in the data file. They cannot be interpreted as summary statistics of the population of interest.*

**# K040F: Others (specify).**

<b>Information</b>	[Type= discrete] [Format=numeric] [Range= 1-9] [Missing=*]
--------------------	--

<b>Statistics [NW/ W]</b>	[Valid=13430 /-] [Invalid=3915 /-]
---------------------------	------------------------------------

Value	Label	Cases	Percentage
1	Yes	114	0.8%
2	No	13275	98.8%
9	Missing value	41	0.3%
System		3915	

*Warning: these figures indicate the number of cases found in the data file. They cannot be interpreted as summary statistics of the population of interest.*

<b># K040S: Other-Specify</b>			
<b>Information</b>		[Type= discrete] [Format=character] [Missing=*]	
<b>Statistics [NW/ W]</b>		[Valid=30 /-] [Invalid=0 /-]	
<b>Value</b>	<b>Label</b>	<b>Cases</b>	<b>Percentage</b>
2		4	13.3%
CAMERA, ALARM CONTROL		1	3.3%
DECODERS,BTS		1	3.3%
DIGITAL CAMERA		1	3.3%
ELECTRICITE		1	3.3%
FINGER PRINT		1	3.3%
GUKORESHA COMPUTER MUYINDI SER		1	3.3%
IMASHINI IGEZWEHO MU GUKUBURA		1	3.3%
IMPRIMANTE		2	6.7%
IMPRIMENTE		3	10.0%
IPOD		1	3.3%
KU MODOYA Y'AKAZI		1	3.3%
KUBURA N'UMWANYA		1	3.3%
KUGURISHA SERVICE ZIKENEWE		1	3.3%
PHOTOCOPIESE		1	3.3%
RESEAUX NKEYA		1	3.3%
ROBOTICS		1	3.3%
SCANER		1	3.3%
SKYPE		1	3.3%
TELEPHONE D'EXTENSION		1	3.3%
USER GROUPE		1	3.3%
kwihugura		1	3.3%
research		1	3.3%
telephone		1	3.3%
<i>Warning: these figures indicate the number of cases found in the data file. They cannot be interpreted as summary statistics of the population of interest.</i>			
<b># K050A: Individual Computer</b>			
<b>Information</b>		[Type= discrete] [Format=numeric] [Range= 1-9] [Missing=*]	
<b>Statistics [NW/ W]</b>		[Valid=13430 /-] [Invalid=3915 /-]	
<b>Value</b>	<b>Label</b>	<b>Cases</b>	<b>Percentage</b>
1	Yes	7405	55.1%
2	No	6016	44.8%
9	Missing value	9	0.1%

<b># K050A: Individual Computer</b>			
<b>Value</b>	<b>Label</b>	<b>Cases</b>	<b>Percentage</b>
Sysmiss		3915	
<i>Warning: these figures indicate the number of cases found in the data file. They cannot be interpreted as summary statistics of the population of interest.</i>			
<b># K050B: Shared computer</b>			
<b>Information</b>	[Type= discrete] [Format=numeric] [Range= 1-9] [Missing=*]		
<b>Statistics [NW/ W]</b>	[Valid=13430 /-] [Invalid=3915 /-]		
<b>Value</b>	<b>Label</b>	<b>Cases</b>	<b>Percentage</b>
1	Yes	5831	43.4%
2	No	7589	56.5%
9	Missing value	10	0.1%
Sysmiss		3915	
<i>Warning: these figures indicate the number of cases found in the data file. They cannot be interpreted as summary statistics of the population of interest.</i>			
<b># K050C: Private access to email</b>			
<b>Information</b>	[Type= discrete] [Format=numeric] [Range= 1-9] [Missing=*]		
<b>Statistics [NW/ W]</b>	[Valid=13430 /-] [Invalid=3915 /-]		
<b>Value</b>	<b>Label</b>	<b>Cases</b>	<b>Percentage</b>
1	Yes	7574	56.4%
2	No	5846	43.5%
9	Missing value	10	0.1%
Sysmiss		3915	
<i>Warning: these figures indicate the number of cases found in the data file. They cannot be interpreted as summary statistics of the population of interest.</i>			
<b># K050D: Common access to email</b>			
<b>Information</b>	[Type= discrete] [Format=numeric] [Range= 1-9] [Missing=*]		
<b>Statistics [NW/ W]</b>	[Valid=13430 /-] [Invalid=3915 /-]		
<b>Value</b>	<b>Label</b>	<b>Cases</b>	<b>Percentage</b>
1	Yes	6499	48.4%
2	No	6921	51.5%
9	Missing value	10	0.1%
Sysmiss		3915	
<i>Warning: these figures indicate the number of cases found in the data file. They cannot be interpreted as summary statistics of the population of interest.</i>			
<b># K050E: Access to internet</b>			
<b>Information</b>	[Type= discrete] [Format=numeric] [Range= 1-9] [Missing=*]		
<b>Statistics [NW/ W]</b>	[Valid=13430 /-] [Invalid=3915 /-]		
<b>Value</b>	<b>Label</b>	<b>Cases</b>	<b>Percentage</b>
1	Yes	8190	61.0%
2	No	5230	38.9%
9	Missing value	10	0.1%
Sysmiss		3915	
<i>Warning: these figures indicate the number of cases found in the data file. They cannot be interpreted as summary statistics of the population of interest.</i>			
<b># K050F: Others (specify).</b>			
<b>Information</b>	[Type= discrete] [Format=numeric] [Range= 1-9] [Missing=*]		
<b>Statistics [NW/ W]</b>	[Valid=13430 /-] [Invalid=3915 /-]		

# K050F: Others (specify).

Value	Label	Cases	Percentage
1	Yes	248	1.8%
2	No	13138	97.8%
9	Missing value	44	0.3%
Sysmiss		3915	

Warning: these figures indicate the number of cases found in the data file. They cannot be interpreted as summary statistics of the population of interest.

# K050S: Other-Specify

Information [Type= discrete] [Format=character] [Missing=\*]

Statistics [NW/ W] [Valid=58 /-] [Invalid=0 /-]

Value	Label	Cases	Percentage
.		1	1.7%
2		1	1.7%
AMAHUGURW/		1	1.7%
AMAHUGURW/ KURI ICT		1	1.7%
AMAHUGURW/ KURI MUDASOBWA		1	1.7%
AMAHUGURW/ MURI ICT		1	1.7%
AMAHUGURW/ YA ICT		1	1.7%
APPAREIL DIGITAL&PROJ		1	1.7%
BURI WESE YAGIRA IYE		1	1.7%
CAMERA DIGITAL		1	1.7%
COMMUNICATI		2	3.4%
CONNECTION ITARI MODEMU		1	1.7%
CONNECTION LIMITE(WIRELE		1	1.7%
CONNECTION SANS FILL		1	1.7%
CYANE GUKORESHA RAPPORT		1	1.7%
DEBIT DE CONNEXION INTERNET		1	1.7%
DECODERS,GPS		1	1.7%
DEPLACEMENT		1	1.7%
DIGITAL CAMERA		1	1.7%
ELECTRICITE		1	1.7%
FORMATION SUR L'ANGLAIS		1	1.7%

# K050S: Other-Specify

Value	Label	Cases	Percentage
FORMATION YA MUDASOBWA		1	1.7%
HARD DISK EXTERNE		1	1.7%
IMASHINI IGEZWEHO MU GUKUBURA		1	1.7%
IMASHINI IKATA UBWATSI		1	1.7%
IMPRIMANTE		1	1.7%
IMPRIMANTE,M YIHARIYE		1	1.7%
IMPRIMANTES		1	1.7%
IMPRIMENTE		4	6.9%
IPOD		1	1.7%
KUZAMURA UMUSHAHARA		1	1.7%
LAPTOP		1	1.7%
LOGICIEL DE GESTION DE STOCK		1	1.7%
MACHINE IKATA IBYATSI		1	1.7%
MACHINE ISATURA IMBAHO		1	1.7%
MACHINE PRINTER		1	1.7%
MOYEN DE DEPLACEMENT		1	1.7%
MUDASOBWA IGENDANWA KUKO IYO A		1	1.7%
PLINTER		1	1.7%
PRINTER		1	1.7%
ROBOTICS		1	1.7%
SCANER		1	1.7%
SKYPE		1	1.7%
TELEPHONE		1	1.7%
TELEPHONE D'EXTESION		1	1.7%
TELEPHONE FIXE		3	5.2%
TOOLS(EQUIPE BOX TECNIQUE)		1	1.7%
icumbi ry'akazi		1	1.7%
icyiruhuko		1	1.7%
kwihugura		1	1.7%

<b># K050S: Other-Specify</b>			
<b>Value</b>	<b>Label</b>	<b>Cases</b>	<b>Percentage</b>
office		1	1.7%
scaneur		1	1.7%
<i>Warning: these figures indicate the number of cases found in the data file. They cannot be interpreted as summary statistics of the population of interest.</i>			
<b># K060: Do you feel properly equipped to make fully use of the potential of ICT at your workplace?</b>			
<b>Information</b>	[Type= discrete] [Format=numeric] [Range= 1-9] [Missing=*]		
<b>Statistics [NW/ W]</b>	[Valid=3787 /-] [Invalid=13558 /-]		
<b>Value</b>	<b>Label</b>	<b>Cases</b>	<b>Percentage</b>
1	Yes	1765	46.6%
2	No, lack of skills	472	12.5%
3	No, lack of enough equipment	858	22.7%
4	No Lack of skills and equipment	676	17.9%
9	Missing value	16	0.4%
Sysmiss		13558	
<i>Warning: these figures indicate the number of cases found in the data file. They cannot be interpreted as summary statistics of the population of interest.</i>			
<b># L010: monthly gross earnings</b>			
<b>Information</b>	[Type= continuous] [Format=numeric] [Range= 1000-9158000] [Missing=*/999999999/0]		
<b>Statistics [NW/ W]</b>	[Valid=16992 /-] [Invalid=353 /-] [Mean=184718.471 /-] [StdDev=332965.767 /-]		
<b># L011: What is your monthly net earnings?</b>			
<b>Information</b>	[Type= continuous] [Format=numeric] [Range= 1000-6860000] [Missing=*/999999999/0]		
<b>Statistics [NW/ W]</b>	[Valid=17029 /-] [Invalid=316 /-] [Mean=133578.227 /-] [StdDev=220881.244 /-]		
<b># L020: Mode of your mountly payment?</b>			
<b>Information</b>	[Type= discrete] [Format=numeric] [Range= 1-9] [Missing=*]		
<b>Statistics [NW/ W]</b>	[Valid=17067 /-] [Invalid=278 /-]		
<b>Value</b>	<b>Label</b>	<b>Cases</b>	<b>Percentage</b>
1	Paid to me directly/my bank	16965	99.4%
2	Paid to my spouse	14	0.1%
3	Paid to my relatives	4	0.0%
4	Paid to employment agent	4	0.0%
5	Paid to school/TVET institute	3	0.0%
6	Others (specify)	10	0.1%
9	Missing value	67	0.4%
Sysmiss		278	
<i>Warning: these figures indicate the number of cases found in the data file. They cannot be interpreted as summary statistics of the population of interest.</i>			
<b># L020S: Other-Specify</b>			
<b>Information</b>	[Type= discrete] [Format=character] [Missing=*]		
<b>Statistics [NW/ W]</b>	[Valid=9 /-] [Invalid=0 /-]		
<b>Value</b>	<b>Label</b>	<b>Cases</b>	<b>Percentage</b>
ABAKIRIYA BAYAMUHE MU NTOKI		1	11.1%
ASSOCIATION DES TRAVAILLEUR		1	11.1%

### # L020S: Other-Specify

Value	Label	Cases	Percentage
BAYASHYIRA KURI COMPTE		1	11.1%
CAISSE COMMUNE		1	11.1%
COMPTE YA COMMUNAUTE		1	11.1%
DONNE A LA CONGREGATIO		1	11.1%
NTA RAHEMBWA NA RIMWE		1	11.1%
NTAHEMBWA		1	11.1%
bampa cheque		1	11.1%

*Warning: these figures indicate the number of cases found in the data file. They cannot be interpreted as summary statistics of the population of interest.*

### # L030: Do you have another occupation / job/employment?

**Information** [Type= discrete] [Format=numeric] [Range= 1-9] [Missing=\*]

**Statistics [NW/ W]** [Valid=17345 /-] [Invalid=0 /-]

Value	Label	Cases	Percentage
1	No	15841	91.3%
2	Yes, another employment	609	3.5%
3	Yes, another business (self-empl.)	250	1.4%
4	Yes, farming	636	3.7%
9	Missing value	9	0.1%

*Warning: these figures indicate the number of cases found in the data file. They cannot be interpreted as summary statistics of the population of interest.*

### # L040: If yes, what kind of occupation / job

**Information** [Type= discrete] [Format=character] [Missing=\*]

**Statistics [NW/ W]** [Valid=1482 /-] [Invalid=0 /-]

Value	Label	Cases	Percentage
0000		1	0.1%
7		1	0.1%
ABA MURI COPERATIVE		1	0.1%
ABATETSI		1	0.1%
ABUMBA AMATEGURA		1	0.1%
ACCOUNTANT		2	0.1%
ACURUZA		1	0.1%
ACURUZA ALIMENTATION		1	0.1%
ACURUZA BOUTIQUE		2	0.1%
ACURUZA BOUTIQUE YIGANJEMO IBY		1	0.1%
ACURUZA CAGUWA		1	0.1%

# L040: If yes, what kind of occupation / job

Value	Label	Cases	Percentage
ACURUZA CARTES		1	0.1%
ACURUZA IBIRAYO		1	0.1%
ACURUZA IBIRIBWA MURI QUARTIER		1	0.1%
ACURUZA IMPU		1	0.1%
ACURUZA INKWETO		1	0.1%
ACURUZA JUS AMATA ICYAYI		1	0.1%
ACURUZA UBUCOGOCOG		1	0.1%
ACURUZA UMUSURUR		1	0.1%
ADANDAZA IBIRIBWA		1	0.1%
ADANDAZA INYAMA Z'INKA		1	0.1%
AFITE AMAGARE AKODESHA		1	0.1%
AFITE AMAZU AKODESHA		1	0.1%
AFITE BOUTIQUE		1	0.1%
AFITE COMPATOIR PHARMACEUTI		1	0.1%
AFITE DEPOT YINZOGA		1	0.1%
AFITE IMACHINE IBAZA		1	0.1%
AFITE INZU AKODESHA		1	0.1%
AFITE INZU IKODESHWA		1	0.1%
AFITE PAPETERIE I KIBUNGO		1	0.1%
AFITE PROJECTEUR IKODESHWA		1	0.1%
AFITE SALON DE COIFURE		1	0.1%
AFITE STUDIO		1	0.1%
AFITE UBUCURUZI BW'IMYAKA		1	0.1%



# L040: If yes, what kind of occupation / job

Value	Label	Cases	Percentage
AGENCE DE VOYAGE		1	0.1%
AGENCE EN DOUANE		1	0.1%
AGENT DE GUICHET DE MUTUELLE		1	0.1%
AHAGARARIYE GUSOMA NO KWANDIKA		1	0.1%
AHINGA AMASAKA,IBIS		1	0.1%
AHINGA I KAWA		1	0.1%
AHINGA IBIGORI		2	0.1%
AHINGA IBIGORI, IBISHYIMBO		1	0.1%
AHINGA IBIRAYI		7	0.5%
AHINGA IBIRAYI N'IBIRETI		1	0.1%
AHINGA IBISHYIMBO		2	0.1%
AHINGA IBISHYIMBO AKAGURISHA		1	0.1%
AHINGA IBISHYIMBO, IBIGOLI...		1	0.1%
AHINGA IMBOGA		1	0.1%
AHINGA IMYAKA		1	0.1%
AHINGA IMYUMBATI		4	0.3%
AHINGA IMYUMBATI YO GUTUNGA UR		1	0.1%
AHINGA INYANYA		1	0.1%
AHINGA N'INTOKI		1	0.1%
AHINGIRA ABANTU		1	0.1%
AIDE-MACON		1	0.1%
AJUSTEUR AUX CIMERWA		1	0.1%
AKABARI		1	0.1%
AKABARI (BAR)		1	0.1%

# L040: If yes, what kind of occupation / job

Value	Label	Cases	Percentage
AKAZI K'IGISIRIKARE		1	0.1%
AKAZI KA POLICE		1	0.1%
AKAZI KO MU RUGO		1	0.1%
AKAZI KUBUFUNDI		1	0.1%
AKAZI MU MAVURIRO		1	0.1%
AKODESHA AMAZU		1	0.1%
AKODESHA AMAZU YE		1	0.1%
AKODESHA INZU		1	0.1%
AKORA AKAZI K'UBUCURUZI		1	0.1%
AKORA AKAZI K'UBUHINZI BY'IBIS		1	0.1%
AKORA IBINTU BYA MECHANICS		1	0.1%
AKORA IBIRAKA BYA ELECTRICITE		1	0.1%
AKORA ISUKU KUMURENGE		1	0.1%
AKORA MUBUHINZI BW'IBISHYIMBO		1	0.1%
AKORA MURI EWASA		1	0.1%
AKORA UBUCURUZI		1	0.1%
AKORA UBUHINZI		1	0.1%
AKORA UBUHINZI BW'IBISHYIMBO		1	0.1%
AKORERA DECLARATION ABACURUZI		1	0.1%
ALIMENTATION		3	0.2%
AMASAKA		1	0.1%
AMASAKA,IMY		1	0.1%
AMAVUTA YO KWISIGA		1	0.1%
AMAZU AKODESHWA		1	0.1%
AMUZA BOUTIQUE KUDANDA ZA IBIRY		1	0.1%

# L040: If yes, what kind of occupation / job

Value	Label	Cases	Percentage
ANESTHESIE(IB I KIGALI)		1	0.1%
ANESTHESISTE BINDI BITARO)		1	0.1%
ANIMATEUR RADIO		1	0.1%
ARAHINGA		1	0.1%
ARAHINGA AKANORORA		1	0.1%
ARAHINGA IBISHYIMBO,IM		1	0.1%
ARAHINGA IBYO KURYA		1	0.1%
ARAHINGA IMYUMBATI		2	0.1%
ARAHINGA NAWE IBIRAYI		1	0.1%
ARAHINGA NO KORORA		1	0.1%
ARATEKA		2	0.1%
ARIGISHA IBYEREKERAN' NA TAXA		1	0.1%
ARIGISHA MURI PRIMAIRE		1	0.1%
ARIGISHA MUSIQUE		1	0.1%
ARIHINGIRA IBISHYIMBO		1	0.1%
AROGOSHA		1	0.1%
ARORORA AFITE INKA NIBWO AGITA		1	0.1%
ARORORA AMATUNGO		1	0.1%
ARTISTE WI BYAPA N'AMATABLEA		1	0.1%
ARUBAKA		1	0.1%
ASHINZWE UMUTEKANO		1	0.1%
ATEKA AKANACURUZ, GATEAUX		1	0.1%
ATEKA MURI RESTAURANT		1	0.1%
ATELIER DE SOUDIRE		1	0.1%
ATELIER Y'UBUDOZI		1	0.1%

# L040: If yes, what kind of occupation / job

Value	Label	Cases	Percentage
ATELIER/ KUBAZA		1	0.1%
AUTO-ECOLE		1	0.1%
AVURA MURINDI VURIRA		1	0.1%
BAR(GUCURUZ INZOGA)		1	0.1%
BISCUIT,AMAS.		1	0.1%
BOARD RECUTER		1	0.1%
BOUTIQUE		7	0.5%
BOUTIQUE IDANDAZA		1	0.1%
BOUTIQUE IDANDAZA IBIRIBWA		1	0.1%
BOUTIQUE IRANGUZA		1	0.1%
BOUTIQUE K'UBUCONSHO		1	0.1%
BOUTIQUE Y'IBIRIBWA		1	0.1%
BUHINZI BWIBIRAYI		1	0.1%
BUSINESS		1	0.1%
BUSINESS PLAN		1	0.1%
BUSNESS		1	0.1%
BW'INANASI		1	0.1%
CABINET DE COMPTABILITE		1	0.1%
CABINET DE CONSULTANCE COMPTAB		1	0.1%
CAMERA MAN		2	0.1%
CARTE DE TELEPHONE		1	0.1%
CATTLE HUSBANDRY		1	0.1%
CHAIRMAN WA ASSOCIATION		1	0.1%
CHAUFEUR		1	0.1%
CHAUFFEUR		2	0.1%
CHAUFFEUR MECANICIEN MURI ARC		1	0.1%
CHEF DE PRODUCTION MURI DIOCES		1	0.1%
CLEANING		1	0.1%

# L040: If yes, what kind of occupation / job

Value	Label	Cases	Percentage
CLEANNING AND GARDERING		1	0.1%
CLINICAL INSTRUCTOR		1	0.1%
CLINIQUE PRIVE COMME GUNECOLOG		1	0.1%
COFFEUR		1	0.1%
COMISSION YAMATORA		1	0.1%
COMMISSIONA		2	0.1%
COMMISSIONN.		1	0.1%
COMMUSSIONA		1	0.1%
COMPANY IKODESHA IMODOKA		1	0.1%
COMPANY ISHAKA AMASOKO		1	0.1%
COMPTABILITE		5	0.3%
COMPTABLE		3	0.2%
COMPTABLE W'ITORERO		1	0.1%
COMPTABLE W'URUSENGER		1	0.1%
COMPTABLE WA CAMPANY		1	0.1%
CONSTRUCTION ET BUSINESS		1	0.1%
CONSTRUCTION		1	0.1%
CONSULTANCE		8	0.5%
CONSULTANCE AUDIO VISUEL		1	0.1%
CONSULTANCE MU BWUBATSI BW'AMA		1	0.1%
CONSULTANCE		1	0.1%
CONSULTANT		1	0.1%
CONSULTANT MUBY'AMATEC		1	0.1%
CONSULTANT MURI COMPTABILITE		1	0.1%
CONSULTANT PHARMACIEN		1	0.1%
CONSULTATION MURI PROJET		1	0.1%
COORDINATEUR WA MATELAS		1	0.1%
COSTITANCE		1	0.1%

# L040: If yes, what kind of occupation / job

Value	Label	Cases	Percentage
COSUPERVISIO DES MEMOIRES/ ETU		1	0.1%
COUNSELLER IN THE GET OF HOPE		1	0.1%
COUPAUX Y'UBWUBATSI		1	0.1%
CUISINIERE		1	0.1%
DECLARATION DES IMPOTS		1	0.1%
DECLARATION MURI RRA		1	0.1%
DECLARATION Y'IMISORO		1	0.1%
DECOLATION		1	0.1%
DECORATION		1	0.1%
DEFILE DE MODE		1	0.1%
DENTITE		1	0.1%
DESIGNER		1	0.1%
DESIGNIER		1	0.1%
DIRECTEUR WA 9YBE		1	0.1%
DIRECTEUR WA NURSE SCHOOL		1	0.1%
DIRECTEUR WIKIGO CY'IMYUGA		1	0.1%
DISPANSAIRE IZERE		1	0.1%
DOCTEUR MURI CHUB		1	0.1%
DRANING architecture		1	0.1%
DRIVER		1	0.1%
DRY CLEANER		1	0.1%
DUHINGA AMASHU		1	0.1%
ELECTRICIEN MU BATURAGE		1	0.1%
ELECTRICIEN MURI ATOLIEN		1	0.1%
ELECTRICITE		1	0.1%
ELECTRICITE DOMESTIQUE		1	0.1%
ELECTRICITE PLOMBERIE		1	0.1%

# L040: If yes, what kind of occupation / job

Value	Label	Cases	Percentage
ENSEIGNANT DE THEOLOGIE		1	0.1%
ENSEIGNEMENT		2	0.1%
ENSEIGNER		1	0.1%
ENTANDANT MU SHUI		1	0.1%
ENTREPRENEUR		1	0.1%
ENTREPRISE DE CONSTRUCTION		2	0.1%
ENTRPRISE DE TRANSPORT&C		1	0.1%
EST AFRICA POLITICAL AFFAIRS		1	0.1%
EXPERT AUTOMOBILE		1	0.1%
FAIRE DE LA COIFFURE		1	0.1%
FINANCING		1	0.1%
FOREX BUREAU		1	0.1%
FORMY'UBWOF BWINKA		1	0.1%
GIHINGA IBISHYIMBO		1	0.1%
GIHINGA NO KORORA		1	0.1%
GUCUNGA AMATUNGO		1	0.1%
GUCUNGA IRINDI CUMBI		1	0.1%
GUCURIZA UBUSHERA		1	0.1%
GUCURUZA AKABARI		1	0.1%
GUCURUZA AMA TELEPHONE		1	0.1%
GUCURUZA AMATA		1	0.1%
GUCURUZA AMAZI YA ROBINE		1	0.1%
GUCURUZA BAR		1	0.1%
GUCURUZA BOUTIQUE		4	0.3%
GUCURUZA CARTES ZA TELEPHONE		1	0.1%
GUCURUZA IBIGAGE		1	0.1%

# L040: If yes, what kind of occupation / job

Value	Label	Cases	Percentage
GUCURUZA IBIHUMYO		1	0.1%
GUCURUZA IBIRAYI		1	0.1%
GUCURUZA IBITOKI		1	0.1%
GUCURUZA IKIGAGE		1	0.1%
GUCURUZA IMYAKA		2	0.1%
GUCURUZA IMYENDA		2	0.1%
GUCURUZA IMYENDA Y'ABAGABO		1	0.1%
GUCURUZA IMYENDA YA CAGUWA		1	0.1%
GUCURUZA IMYENDA YABAGENI		1	0.1%
GUCURUZA INKOKO		1	0.1%
GUCURUZA INKWETO		1	0.1%
GUCURUZA INKWETO N'IMYENDA		1	0.1%
GUCURUZA INZOGA		2	0.1%
GUCURUZA MATERIEL ELECTRONIQUE		1	0.1%
GUCURUZA PHARMACIE		1	0.1%
GUCURUZA SECRETARIAT PUBLIQUE		1	0.1%
GUCURUZA SERVICE(BILLA		1	0.1%
GUCURUZA TELEPHONE MOBILE		1	0.1%
GUCURUZA UBUCONCO		1	0.1%
GUCURUZA UMURIRO		1	0.1%
GUCURUZA UMURIRO W'AMASHANYI		1	0.1%
GUCURUZA UMUSURURU		1	0.1%
GUCURUZA UMUTOBE		1	0.1%



# L040: If yes, what kind of occupation / job

Value	Label	Cases	Percentage
GUCURUZA UNITE TELEPHONE		1	0.1%
GUCURUZA UNITES ZA TELEPHONE		1	0.1%
GUCURZA MURI BAR		1	0.1%
GUFOTORA		1	0.1%
GUHA ABANA COURS DU SOIR		1	0.1%
GUHING'IBISHY		1	0.1%
GUHINGA		7	0.5%
GUHINGA IBIRAYI		1	0.1%
GUHINGA KAROTI		1	0.1%
GUHINGA AMASHU		1	0.1%
GUHINGA IBIGOLI		1	0.1%
GUHINGA IBIGORI		6	0.4%
GUHINGA IBIGORI BISHYIMBO		1	0.1%
GUHINGA IBIGORI N'IBISHYIMBO		1	0.1%
GUHINGA IBIGORI N'UMUCERI		1	0.1%
GUHINGA IBIGORI NO KORORA INKA		1	0.1%
GUHINGA IBIGORI,IBIJUM		1	0.1%
GUHINGA IBIHINGWA IBIGORI		1	0.1%
GUHINGA IBIHINGWA NGANDURARU		2	0.1%
GUHINGA IBIRAYI		25	1.7%
GUHINGA IBIRAYI N'IBIGORI		2	0.1%
GUHINGA IBIRAYI N'IBIJUMBA		1	0.1%
GUHINGA IBISHIMBO		3	0.2%

# L040: If yes, what kind of occupation / job

Value	Label	Cases	Percentage
GUHINGA IBISHIMBO IMYUMBATI		1	0.1%
GUHINGA IBISHIMBO NI BIJUMBA		1	0.1%
GUHINGA IBISHYIMBO		16	1.1%
GUHINGA IBISHYIMBO AMASAKA		1	0.1%
GUHINGA IBISHYIMBO BY'URUGO		1	0.1%
GUHINGA IBISHYIMBO IBIGORI IMY		1	0.1%
GUHINGA IBISHYIMBO N'IBIGORI		1	0.1%
GUHINGA IBISHYIMBO N'IBIJUMBA		1	0.1%
GUHINGA IBISHYIMBO N'IBIRAYI		1	0.1%
GUHINGA IBISHYIMBO N'IBITOKI		1	0.1%
GUHINGA IBISHYIMBO N'IMYUMBATI		1	0.1%
GUHINGA IBISHYIMBO NIMYUMBATI		1	0.1%
GUHINGA IBISHYIMBO N'IBIGORI		1	0.1%
GUHINGA IBISHYIMBO, UMUCERI...		1	0.1%
GUHINGA IBISHYIMBO,IB		1	0.1%
GUHINGA IBISHYIMBO,IN		1	0.1%
GUHINGA IBISHYIMBO,UF		1	0.1%
GUHINGA IBISHYIMBO,UF		1	0.1%
GUHINGA IBITOKI		1	0.1%
GUHINGA IBITOKI		1	0.1%
GUHINGA IBITUNGURU		1	0.1%

# L040: If yes, what kind of occupation / job

Value	Label	Cases	Percentage
GUHINGA IBSHYMBO,IMY		1	0.1%
GUHINGA IBYO KURYA		1	0.1%
GUHINGA ICYAYI		1	0.1%
GUHINGA ICYAYI CYE BWITE		1	0.1%
GUHINGA IKAWA		1	0.1%
GUHINGA IKAWA IMYUMBATI		2	0.1%
GUHINGA IKAWA NIBINDI		1	0.1%
GUHINGA IKAWANO KORORA		1	0.1%
GUHINGA IMBOGA		2	0.1%
GUHINGA IMBUTO		1	0.1%
GUHINGA IMYAKA		1	0.1%
GUHINGA IMYAKA ITANDUKANYE		1	0.1%
GUHINGA IMYAKA NO KORORA INKA		1	0.1%
GUHINGA IMYUMBATI		6	0.4%
GUHINGA IMYUMBATI N'AMASAKA		1	0.1%
GUHINGA INGANO		2	0.1%
GUHINGA INYANYA		1	0.1%
GUHINGA KAWA		1	0.1%
GUHINGA N'IBINDI		1	0.1%
GUHINGA NO KORORA		2	0.1%
GUHINGA NO KWORORA		1	0.1%
GUHINGA NO KWORORA.		1	0.1%
GUHINGA NOGUTERA IMYAKA		1	0.1%

# L040: If yes, what kind of occupation / job

Value	Label	Cases	Percentage
GUHINGA UMUCERI		1	0.1%
GUHINGA,KOR AMATUNGO MAGUFI		1	0.1%
GUHINGIRA ABANDI		1	0.1%
GUHUGURA ABANDI BA COMPTABLE		1	0.1%
GUHUNGA IMYUMBATI		1	0.1%
GUKANGURIRA GUHINGA IBIHUMYO		1	0.1%
GUKINA GOLF		2	0.1%
GUKODESHA AMA TENTE,INTEBE,		1	0.1%
GUKODESHA AMAZU		3	0.2%
GUKODESHA IBIKORESHO BYA DECOR		1	0.1%
GUKODESHA INZU		3	0.2%
GUKODESHA INZU Z'UMUNANI WABAB		1	0.1%
GUKORA AMAJARDIN Y'ABATURAGE		1	0.1%
GUKORA AMASHANYAR		1	0.1%
GUKORA AMAZI N'UMURIRO		1	0.1%
GUKORA CAPATI		1	0.1%
GUKORA GATEAU DE MARIAGE		1	0.1%
GUKORA IMISATSI Y'ABAGORE		1	0.1%
GUKORA INZIRA ZIGONI		1	0.1%
GUKORA JARDIN		1	0.1%
GUKORA MURI JARDIN		1	0.1%
GUKORA PLANS Z'AMAZU		1	0.1%

# L040: If yes, what kind of occupation / job

Value	Label	Cases	Percentage
GUKORA TELEPHONE ZAPHUYE		1	0.1%
GUKORA UBUHINZI BW'IBIRAYI		1	0.1%
GUKORA UBUSITANI BW'INDABO		1	0.1%
GUKORESHA IMODOKA ITWAR'ABANTU		1	0.1%
GUPIMA URWAGWA NO KURWIKORERA		1	0.1%
GUSHYIRA AMASHANYAR MUMAZU		1	0.1%
GUSUKURA AMAZI		1	0.1%
GUTEGURA IMYANZURO Y'IMANZA		1	0.1%
GUTEKERA ABAKOZI		1	0.1%
GUTEKERA ABANYESHURI		2	0.1%
GUTUNGANYA UBUSITANI		1	0.1%
GUTWARA ABAGENZI		2	0.1%
GUTWARA ABAGENZI KURI MOTO		1	0.1%
GUTWARA ABAGENZI NA MOTO		1	0.1%
GUTWARA ABAGENZI TAXI		1	0.1%
GUTWARA ABAGENZI(MO'		1	0.1%
GUTWARA IMIZIGO		1	0.1%
GUTWARA IMIZIGO KW'IGARE		1	0.1%
GUTWARA IMODOKA		2	0.1%
GUTWARA MOTO		3	0.2%
GUTWIKA AMATAFARI		1	0.1%
HEAD OF STATION RAB		1	0.1%

# L040: If yes, what kind of occupation / job

Value	Label	Cases	Percentage
IBIGORI IBISHYIMBO IBIJUMBA		1	0.1%
IBIJUMBA		1	0.1%
IBIKORESHO BY'UBWUBATS		1	0.1%
IBIRABA BYO GUTWARA IMODOKA		1	0.1%
IBIRAKA BYA AIT		1	0.1%
IBIRAKA BYA CONSTRUCTION		1	0.1%
IBIRAKA BYA CPTE		1	0.1%
IBIRAKA BYU BU NURSE MURI KFH		1	0.1%
IBIRAKA ELECTRIC. NA MENUISERI		1	0.1%
IBIRAKA MU BYUBWUBATS		1	0.1%
IBIRAKA MUBUDOZI BWIMYENDA		1	0.1%
IBIRAKA UBUCURUZI BUCIRIRITSE		1	0.1%
IBIRAKA, TAXI VOITURE		1	0.1%
IBIRAYI, IBISHY		1	0.1%
IBIRAYI, UBUHI BUHAZA URUGO		1	0.1%
IBISHIMBO IMYUMBATI		1	0.1%
IBISHYIMBO		3	0.2%
IBISHYIMBO AMASAKA		1	0.1%
IBISHYIMBO IMYUMBATI IBIGOLI		1	0.1%
IBISHYIMBO N'IBIGORI		1	0.1%
IBISHYIMBO NAMASAKA		1	0.1%
IBISHYIMBO NURUTOKI		1	0.1%
IBISHYIMBO, AMASAKA		1	0.1%
IBISHYIMBO, IBIGOLI, URUTOKI		1	0.1%

# L040: If yes, what kind of occupation / job

Value	Label	Cases	Percentage
IBISHYIMBO, IBIJUMBA,IMYU		1	0.1%
IBISHYIMBO, IMYUMBATI		1	0.1%
IBISHYIMBO,IM N'AMASHU		1	0.1%
IBWIRIZA BUTUMWA		1	0.1%
IBWIRIZABUTU		1	0.1%
ICT COMPUTER TRANSLATION		1	0.1%
ICYUMA GISYA		1	0.1%
IGISIRIKARE		2	0.1%
IMASHINI IBAZA		1	0.1%
IMODOKA IKODESHWA		2	0.1%
IMVENTAIRE MURI BANQUE POPULAR		1	0.1%
IN CHARGE OF ADMIN AND FINANCE		1	0.1%
INFORMATIQUI		1	0.1%
INGANDURARU		1	0.1%
INSTALL.ELECT		1	0.1%
INSTALLATION ELECTRICITE		1	0.1%
INSTALLATION ELECTRIQUE/ PRIVES		1	0.1%
INTERSEC SECURITE		1	0.1%
INZU IKODESHWA		4	0.3%
INZU ZIKODESHWA		1	0.1%
ISHURI RY'INSHUKE		1	0.1%
ISHYIRAHAMW BAHINGA KIYAMBER		1	0.1%
ISUKU		2	0.1%
ISUKU KWA MUGANGA		1	0.1%
IT		1	0.1%
IT (INFORMATIQU		1	0.1%
IT CONSULTANT		1	0.1%

# L040: If yes, what kind of occupation / job

Value	Label	Cases	Percentage
IT TECHNIQUE		1	0.1%
IT(CONSULTAN		1	0.1%
ITANGAZAMAK		1	0.1%
IZAMU		1	0.1%
JARDINIER		1	0.1%
JARDINIER KUKINDI KIGO		1	0.1%
JOURNALISME		1	0.1%
KOGOSHA		1	0.1%
KOGOSHA ABANTU		1	0.1%
KOGOSHA MURI SALON DE COIFFURE		1	0.1%
KORORA AMATUNGO		1	0.1%
KORORA AMATUNGO MAGUFI		1	0.1%
KORORA INKA		9	0.6%
KORORA INKA GUHINGA URUTOKI		1	0.1%
KORORA INKA N'AMATUNGO MAGUFI		1	0.1%
KORORA INZUKI		1	0.1%
KOZA IMODOKA ZO KU KAZI		1	0.1%
KUBAGA AMATUNGO		1	0.1%
KUBAGARA ICYAYI MU MIRIMA		1	0.1%
KUBAKA		2	0.1%
KUBAKA INZU ZITANDUKANY		1	0.1%
KUBAZA		4	0.3%
KUBUMBA AMATAFARI		1	0.1%
KUBUMBA AMATAFARI YO KUBAKA		1	0.1%
KUBUMBA AMATAFARI&A		1	0.1%
KUBUMBA VASES		1	0.1%
KUBWUBATSI		1	0.1%



# L040: If yes, what kind of occupation / job

Value	Label	Cases	Percentage
KUDANDAZA		1	0.1%
KUDANDAZA AMASAHANE,II		1	0.1%
KUDANDAZA AMATA NA FANTA		1	0.1%
KUDANDAZA IBIKORESHO BW'UBWUBA		1	0.1%
KUDANDAZA IBISHYIMBO		1	0.1%
KUDANDAZA IBITENGE		1	0.1%
KUDANDAZA IMYAKA		1	0.1%
KUDANDAZA IMYAKA UBUCANSHO		1	0.1%
KUDANDAZA IMYENDA MU IDUKA		1	0.1%
KUDANDAZA IMYENDA NAMAVUTA		1	0.1%
KUDANDAZA IMYENDA Y'ABANA		1	0.1%
KUDANDAZA SIMA AMABATI		1	0.1%
KUDANDAZA UBUCONSHO		1	0.1%
KUDANDAZA UBUCONSHO(IF		1	0.1%
KUDANDAZA(U BWA FORODE		1	0.1%
KUDANDAZI CONTINE		1	0.1%
KUDODA		4	0.3%
KUDODA IBITARO		1	0.1%
KUDODA IMIPIRA		1	0.1%
KUDODA IMYENDA		2	0.1%
KUDODA INKWETO MURI NUR		1	0.1%
KUDODA NO GUSUKA IMISATSI		1	0.1%
KUGURISHA AMAMODOKA		1	0.1%
KUNYOGA IGARE		1	0.1%

# L040: If yes, what kind of occupation / job

Value	Label	Cases	Percentage
KUNYONGA IGARE(UMUNY)		1	0.1%
KURANGUZA UBUCONSHO		1	0.1%
KURARA IRONDO MU MUDUGUDU		1	0.1%
KURARA IZAMU		1	0.1%
KURINDA UMUTEKANO		1	0.1%
KURIRIMBA		1	0.1%
KUROBA KURI MOTO		1	0.1%
KUVUGA UBUTUMWA		1	0.1%
KUVURA		2	0.1%
KUVURA IBIRAKA		1	0.1%
KWAHIRIRA INKA		1	0.1%
KWAKIRA ABANTU		1	0.1%
KWANDIKA KU BYAPA NA BANDEROLE		1	0.1%
KWANDIKA KUMAZU NO KUMYENDA		1	0.1%
KWANDIKA MU KINYARWAND.		1	0.1%
KWENSITARA AMAZU		1	0.1%
KWGSHA,KWKI ABKINNYI BA FOOT		1	0.1%
KWIGISHA		5	0.3%
KWIGISHA COMPTABILITE		1	0.1%
KWIGISHA GUTWARA IMODOKA		1	0.1%
KWIGISHA ICYONGEREZA		1	0.1%
KWIGISHA MURI UNIVERCITE		1	0.1%
KWIGISHA MURI UNIVERSITE		1	0.1%
KWIGISHA PHYSIOPATHOI		1	0.1%
KWIGISHA PRIMARY		1	0.1%

# L040: If yes, what kind of occupation / job

Value	Label	Cases	Percentage
KWIGISHA SECONDAIRE		3	0.2%
KWIGISHA SOIR UNIVERSITE[SC		1	0.1%
KWIKORERA IMITWARO		1	0.1%
KWISUMA IMIZIGO[UBUK. NGUF		1	0.1%
KWORORA AMATUNGO[NF		1	0.1%
KWOZA IMODOKA		1	0.1%
KWUBAKA		1	0.1%
LECTURER		2	0.1%
LECTURER OF GYNECOLOGY		1	0.1%
LOCAL DEFENCE		1	0.1%
LOCAL DEFENSE KU MURENGE		1	0.1%
MANAGER MURI GECOTEC		1	0.1%
MARKETING		1	0.1%
MARKETING EXECUTIF		1	0.1%
MECANICIEN		1	0.1%
MECANIQUE		1	0.1%
MECANIQUE AUTO MOBILE		1	0.1%
MEDECIN TRAITANT MU BITARO		1	0.1%
MEDIA CONSULTANT		1	0.1%
MEDICINE DEPARTEMENT		1	0.1%
MENUISERIE		1	0.1%
MFITE STUDIO ICURUZA FILMS		1	0.1%
MINI ALIMENTATION VOITURE		1	0.1%
MODELING		1	0.1%
MOTARD		1	0.1%
MOTO ITWARA ABAGENZI		1	0.1%

# L040: If yes, what kind of occupation / job

Value	Label	Cases	Percentage
MPAGARARIYE ABANDI MU ISUKU		1	0.1%
MPINGA AMASAKA		1	0.1%
MPINGA IBISHYIMBO		2	0.1%
MUBUCURUZI ENTREPRISE CONSTRUC		1	0.1%
MURI KOMISIYO Y'IGIHUGU YAMATO		1	0.1%
MWARIMU W'AMASHURI ABANZA		1	0.1%
MWARIMU W'ICYONGEREZ N'IMIBAR		1	0.1%
N'UMUHINZI WIBIGORI		1	0.1%
NDAHINGA IBIRAYI		1	0.1%
NDAHINGA IBISHYIMBO		3	0.2%
NDI UMUHINZI W'IBISHYIMBO		1	0.1%
NDI UMUNYAMAKU		1	0.1%
NI CHAUFFEUR		1	0.1%
NI COIFFEUR MURI SALON DE COIF		1	0.1%
NI IMICURUZI		1	0.1%
NI UMUCURUZI		1	0.1%
NI UMUHINZI		1	0.1%
NI UMUHINZI MWOROZI		1	0.1%
NI UMWOROZI		2	0.1%
NURSE		1	0.1%
PAPETERIE		2	0.1%
PASTEUR		1	0.1%
PASTOR W'ITORERO		1	0.1%
PERCEPTEUR W'UMURENGE		1	0.1%
PETIT COMMERCE [DETAILS]		1	0.1%

# L040: If yes, what kind of occupation / job

Value	Label	Cases	Percentage
PHARMACIE VET		1	0.1%
PHOTOGRAPHE		1	0.1%
PHYSIOTHERAPEUTE		1	0.1%
PLOMBERIER		1	0.1%
POLICE		2	0.1%
POLICIER		3	0.2%
PORGEUR		1	0.1%
PRODUCING		1	0.1%
PROJET MANAGER		1	0.1%
PUBLICITE		1	0.1%
Pharmacy y'imiti y'inka		1	0.1%
QUINCAILLERIE		1	0.1%
QUINCALLERIE		2	0.1%
REGULATION YITANGAZAMU		1	0.1%
REPARATION DES CLEMATISEUR		1	0.1%
REPARATION TELEPHONE		1	0.1%
RESTAURANT		3	0.2%
SALON DE COIFFURE		7	0.5%
SECRETAIRE WA COPERATIVE SORO		1	0.1%
SECRETARIAT		1	0.1%
SECRETARIAT PUBLIC		1	0.1%
SECURITY CAMPANY		1	0.1%
SECUTITE		1	0.1%
SMS MEDIA IN OUGANDA		1	0.1%
SONOLISATION NA DECORATION		1	0.1%
SOUDEUR		2	0.1%
SOUDURE FORGE PRIVEE		1	0.1%
SOUDURE NO GUKURA		1	0.1%
SPORT		1	0.1%
STATISTICS CONSULTANCIE		1	0.1%
STUDIO PHOTO		1	0.1%

# L040: If yes, what kind of occupation / job

Value	Label	Cases	Percentage
SUPERVISEUR DU CHANTIER		1	0.1%
SUPLYING,RAD		1	0.1%
TAILLEUR		1	0.1%
TAX VOITURE		2	0.1%
TAXI MOTO		1	0.1%
TECHNICIAN ANESTHESIE		1	0.1%
TECHNICIAN MURI ATEL.YA FLAT S		1	0.1%
TECHNICIEN		3	0.2%
TECHNICIEN/ TRANSPORTEU		1	0.1%
TECHNIQUE		1	0.1%
TOPOGRAPHE(		1	0.1%
TRANSPORT		3	0.2%
TRANSPORT CHAUFFEUR Y'IMODOKA		1	0.1%
TRAVAILLEUR		1	0.1%
UBUBAJI		1	0.1%
UBUCONCO BWIGANJEMO IBIRIBWA		1	0.1%
UBUCURUZI		13	0.9%
UBUCURUZI AKABARI		1	0.1%
UBUCURUZI BUDANDAZA		1	0.1%
UBUCURUZI BUDANDAZA EQUIPEMENT		1	0.1%
UBUCURUZI BW'AKABARI		1	0.1%
UBUCURUZI BW'AKAZU		1	0.1%
UBUCURUZI BW'AMABUYE YAGACIRO		1	0.1%
UBUCURUZI BW'AMATA Y'INKA		1	0.1%
UBUCURUZI BW'AMATUNGO		1	0.1%
UBUCURUZI BW'IBIKARITO BYASIMA		1	0.1%
UBUCURUZI BW'IBIRAYI		2	0.1%

# L040: If yes, what kind of occupation / job

Value	Label	Cases	Percentage
UBUCURUZI BW'IBYUMA BY'IMODOKA		2	0.1%
UBUCURUZI BW'IMBUTO Z'INDOBANU		2	0.1%
UBUCURUZI BW'IMICERI,IFU		1	0.1%
UBUCURUZI BW'IMYAKA		3	0.2%
UBUCURUZI BW'IMYENDA		1	0.1%
UBUCURUZI BW'INKWI		1	0.1%
UBUCURUZI BW'INYAMA		1	0.1%
UBUCURUZI BW'INYAMA Z'INGURUBE		1	0.1%
UBUCURUZI BW'INYONGER, MUSARUR		1	0.1%
UBUCURUZI BW'INZOGA ZIPFUNUTSE		1	0.1%
UBUCURUZI BW'UBUCONCC		1	0.1%
UBUCURUZI BW'UBUCONCC		1	0.1%
UBUCURUZI BW'UMUCERI(D		1	0.1%
UBUCURUZI BWA ALIMENTATION		1	0.1%
UBUCURUZI BWA BOUTIQUE		6	0.4%
UBUCURUZI BWA HARDWARE		1	0.1%
UBUCURUZI BWIMYAKA		1	0.1%
UBUCURUZI BWO GUKODESH'AM		1	0.1%
UBUCURUZI BWO KURANGUZA INKA		1	0.1%
UBUCURUZI IBISHYIMBO		1	0.1%
UBUCURUZI UBUCONSHO		1	0.1%
UBUCURUZI(IB		1	0.1%
UBUCURUZI(UF		1	0.1%

# L040: If yes, what kind of occupation / job

Value	Label	Cases	Percentage
UBUDANDAZI BW'IBIRIBWA		1	0.1%
UBUDANDAZI BW'INKWETO		1	0.1%
UBUDANDAZI BWUBUCONCO		1	0.1%
UBUDOZI		1	0.1%
UBUDOZI BW'IMYENDA		2	0.1%
UBUDOZI BW'INKWETO		1	0.1%
UBUFUNDI		2	0.1%
UBUHANZI		1	0.1%
UBUHINZA NGANDURARU		1	0.1%
UBUHINZI		43	2.9%
UBUHINZI BW'IBIRAYI		1	0.1%
UBUHINZI N'UBWOROZI		1	0.1%
UBUHINZI AKAGURISHA(I		1	0.1%
UBUHINZI AMASAKA N'IMYUMBATI		1	0.1%
UBUHINZI B'IBIJUMBA		1	0.1%
UBUHINZI BW IBIRAYI		1	0.1%
UBUHINZI BW'AMASAKA		4	0.3%
UBUHINZI BW'AMASAKA,		1	0.1%
UBUHINZI BW'AMATEKE		1	0.1%
UBUHINZI BW'IBHINGWA		1	0.1%
UBUHINZI BW'IBIGO BY'ISHIMBO		1	0.1%
UBUHINZI BW'IBIGORE		1	0.1%
UBUHINZI BW'IBIGORI		18	1.2%
UBUHINZI BW'IBIGORI AMASAKA		1	0.1%
UBUHINZI BW'IBIGORI N'IBISHYIM		1	0.1%
UBUHINZI BW'IBIGORI NIBISHYIMB		1	0.1%



# L040: If yes, what kind of occupation / job

Value	Label	Cases	Percentage
UBUHINZI BW'IBIGORI,IBI		3	0.2%
UBUHINZI BW'IBIHINGWA		1	0.1%
UBUHINZI BW'IBIJUMBA		3	0.2%
UBUHINZI BW'IBIJUMBA NIMBOGA		1	0.1%
UBUHINZI BW'IBIRA		1	0.1%
UBUHINZI BW'IBIRAYI		36	2.4%
UBUHINZI BW'IBIRAYI BYO KURYA		1	0.1%
UBUHINZI BW'IBIRAYI N'IBIGORI		1	0.1%
UBUHINZI BW'IBIRAYI N'IBITOKI		1	0.1%
UBUHINZI BW'IBIRAYI N'INGANO		1	0.1%
UBUHINZI BW'IBIRAYI NGANDURARU		1	0.1%
UBUHINZI BW'IBIRIBWA NGANDURAR		1	0.1%
UBUHINZI BW'IBIRINWA		1	0.1%
UBUHINZI BW'IBISHIMBO		6	0.4%
UBUHINZI BW'IBISHYIMBO		21	1.4%
UBUHINZI BW'IBISHYIMBO AMASAKA		1	0.1%
UBUHINZI BW'IBISHYIMBO BYIBISH		1	0.1%
UBUHINZI BW'IBISHYIMBO IMYUMBA		1	0.1%
UBUHINZI BW'IBISHYIMBO N'IMYUM		1	0.1%
UBUHINZI BW'IBISHYIMBO NA SOYA		1	0.1%
UBUHINZI BW'IBISHYIMBO NIBIRAY		1	0.1%

# L040: If yes, what kind of occupation / job

Value	Label	Cases	Percentage
UBUHINZI BW'IBISHYIMBO		1	0.1%
UBUHINZI BW'IBISHYIMBO		1	0.1%
UBUHINZI BW'IBISHYIMO IBIRAYI		1	0.1%
UBUHINZI BW'IBITOKI		1	0.1%
UBUHINZI BW'IBITOKI,IBI		1	0.1%
UBUHINZI BW'IBITOKIBIR		1	0.1%
UBUHINZI BW'IBSHYMBO N'AMASAKA		1	0.1%
UBUHINZI BW'ICYAYI		2	0.1%
UBUHINZI BW'ICYAYI NO KORORA		1	0.1%
UBUHINZI BW'IGIHINGWA NGANDURA		1	0.1%
UBUHINZI BW'IKAWA		3	0.2%
UBUHINZI BW'IKAWA N'IBISHYIMBO		1	0.1%
UBUHINZI BW'IKAWA&UR		1	0.1%
UBUHINZI BW'IMBOGA		3	0.2%
UBUHINZI BW'IMBOGA N'IBIGORI		1	0.1%
UBUHINZI BW'IMBUTO		1	0.1%
UBUHINZI BW'IMBUTO BIGAMBIRIYE		1	0.1%
UBUHINZI BW'IMYAKA		6	0.4%
UBUHINZI BW'IMYAKA INYURANYE		1	0.1%
UBUHINZI BW'IMYAKA ITANDUKANYE		3	0.2%
UBUHINZI BW'IMYAKA NGANDURARU		1	0.1%
UBUHINZI BW'IMYAKA YO MU RUGO		1	0.1%

# L040: If yes, what kind of occupation / job

Value	Label	Cases	Percentage
UBUHINZI BW'IMYAKA YOSE		1	0.1%
UBUHINZI BW'IMYAKA,IB		1	0.1%
UBUHINZI BW'IMYUMBAT		13	0.9%
UBUHINZI BW'IMYUMBAT N'IBISHY		1	0.1%
UBUHINZI BW'IMYUMBAT		1	0.1%
UBUHINZI BW'INANASI		2	0.1%
UBUHINZI BW'INGANO		1	0.1%
UBUHINZI BW'INGANO N'IBIRAYI		1	0.1%
UBUHINZI BW'INSINA		1	0.1%
UBUHINZI BW'INTORYI		1	0.1%
UBUHINZI BW'INYAMA		1	0.1%
UBUHINZI BW'INYANGE		1	0.1%
UBUHINZI BW'INYANYA		4	0.3%
UBUHINZI BW'ISHYAMBA		1	0.1%
UBUHINZI BW'ISHYIMBO		1	0.1%
UBUHINZI BW'ISHYIMBO BISHINGIR		1	0.1%
UBUHINZI BW'UBUNYOBV		2	0.1%
UBUHINZI BW'UMUCELI		1	0.1%
UBUHINZI BW'URUGO		2	0.1%
UBUHINZI BW'URUTOKE		3	0.2%
UBUHINZI BW'URUTOKI		12	0.8%
UBUHINZI BW'URUTOKI AMASAKA		1	0.1%
UBUHINZI BW'URUTOKI IBISHIMBO		1	0.1%
UBUHINZI BW'URUTOKI MBWA KIJYA		1	0.1%

# L040: If yes, what kind of occupation / job

Value	Label	Cases	Percentage
UBUHINZI BW'URUTOKI N'UBWOROZI		1	0.1%
UBUHINZI BW'URUTOKI,A		1	0.1%
UBUHINZI BW'URUTOKI,IE		1	0.1%
UBUHINZI BW,IBIGOLI		1	0.1%
UBUHINZI BWA CALOTTE		1	0.1%
UBUHINZI BWA KAWA		1	0.1%
UBUHINZI BWE BWITE		1	0.1%
UBUHINZI BWIBIRAI BITNGA INGO		1	0.1%
UBUHINZI BWIBIRAYI		5	0.3%
UBUHINZI BWIBIRAYI N'IBITOKI		1	0.1%
UBUHINZI BWIBISHIMBO		1	0.1%
UBUHINZI BWIBISHYIMBO		1	0.1%
UBUHINZI BWIKAWA		1	0.1%
UBUHINZI BWIMBUTO		1	0.1%
UBUHINZI BWINANASI,UB IN		1	0.1%
UBUHINZI BWINGANO		1	0.1%
UBUHINZI BWIWE		1	0.1%
UBUHINZI BWORDZI		7	0.5%
UBUHINZI BWURUTOKI NIKAWA		1	0.1%
UBUHINZI BW'IBIRAYI		1	0.1%
UBUHINZI BW'ICYAYI KUGITI CYE		1	0.1%
UBUHINZI BW'INYANYA		1	0.1%
UBUHINZI BYIBIRAYI NIBISHYIMBO		1	0.1%

# L040: If yes, what kind of occupation / job

Value	Label	Cases	Percentage
UBUHINZI IBIGORI N'IBISHYIMBO		1	0.1%
UBUHINZI IBIRAYI		1	0.1%
UBUHINZI IMBOGA		1	0.1%
UBUHINZI N'UBWORO		1	0.1%
UBUHINZI N'UBWOROZI		11	0.7%
UBUHINZI N'UBWOROZI BUCIRIRITS		1	0.1%
UBUHINZI N'UBWOROZI BWINKA		1	0.1%
UBUHINZI N'UBWOROZI(I		1	0.1%
UBUHINZI N'UBWOROZI.		1	0.1%
UBUHINZI NGANDURA RUGO		3	0.2%
UBUHINZI NGANDURARU		11	0.7%
UBUHINZI NGANDUZARU		1	0.1%
UBUHINZI W'IBINYOMOR		1	0.1%
UBUHINZI WURUTOKE		1	0.1%
UBUHINZI(HAR		1	0.1%
UBUHINZI(IBIS)		1	0.1%
UBUHINZI(IBIS)		1	0.1%
UBUHINZI(IBIS)		1	0.1%
UBUHINZI, UBWOROZI		1	0.1%
UBUHINZI,IBIJ IBISHYIMBO		1	0.1%
UBUHINZI,UBW		2	0.1%
UBUHINZI/ IBIGORI,IBIRAY		1	0.1%
UBUHINZIBWII N'IBISHYIMB		1	0.1%
UBUHINZIBWII		1	0.1%
UBUHINZIN'UB		1	0.1%
UBUHUNZI		1	0.1%
UBUKANISHI BWIMASHINI		1	0.1%
UBUKANISHI BWA ZA MOTO		1	0.1%

# L040: If yes, what kind of occupation / job

Value	Label	Cases	Percentage
UBUKARANI		1	0.1%
UBUKARANI NGUFU		1	0.1%
UBUKORIKORI BWO MU BIRERE		1	0.1%
UBUMOTARI		1	0.1%
UBUNSHOSHO BWIGANJEMO AMAVUTA		1	0.1%
UBUNYONZI		1	0.1%
UBUNZI		1	0.1%
UBUREZI		1	0.1%
UBUREZI MURI APAPE		1	0.1%
UBUREZI MURI KAMINUZA		1	0.1%
UBURWAYI		1	0.1%
UBUSHOFERI		2	0.1%
UBUTECHNICIE		1	0.1%
UBUVUZI		2	0.1%
UBUYEDE MU BWUBATSI		1	0.1%
UBUYEDI		2	0.1%
UBUZAMU		1	0.1%
UBUZAMU BW'IJORO		1	0.1%
UBUZAMU BWO KUMANYWA KU RUSENG		1	0.1%
UBWANDITSI		1	0.1%
UBWARIMU		1	0.1%
UBWARIMU MU MASHURI ABANZA		1	0.1%
UBWIKOREZI		1	0.1%
UBWIKOREZI BW'IBICURUZW		1	0.1%
UBWOROZI		10	0.7%
UBWOROZI BW'AMATUNGU		1	0.1%
UBWOROZI BW'AMATUNGU BAGUFI		1	0.1%
UBWOROZI BW'AMATUNGU MAGUFI		2	0.1%
UBWOROZI BW'AMATUNGU MAGUFI		1	0.1%

# L040: If yes, what kind of occupation / job

Value	Label	Cases	Percentage
UBWOROZI BW'INGURUBE		3	0.2%
UBWOROZI BW'INGURUBE N'INKWAVU		1	0.1%
UBWOROZI BW'INKA		20	1.3%
UBWOROZI BW'INKA IMWE		1	0.1%
UBWOROZI BW'INKOKO		4	0.3%
UBWOROZI BW'INKOKO N'IHENE		1	0.1%
UBWOROZI BWA KIYAMBERE		1	0.1%
UBWOROZI BWAMATUNGCC MAGUFI		1	0.1%
UBWOROZI BWINKA		1	0.1%
UBWOROZI IHENE INKOKO UBUHINZI		1	0.1%
UBWOROZI N'UBUCURUZI		1	0.1%
UBWOROZI/ INKA		1	0.1%
UBWUBATSI		11	0.7%
UBWUBATSI BW'AMAZU		1	0.1%
UBWUBATSI BW'AMAZU ACIRIRITSE		2	0.1%
UJWOROZI W'INKA N'UBUHINZI		1	0.1%
UMU POLICE W'IGIHUGU		1	0.1%
UMUBAJI		2	0.1%
UMUBITSI WA COOPERATIVE ISANGO		1	0.1%
UMUCUKUZI W'AMABUYE Y'AGACIRO		1	0.1%
UMUCURUZI		3	0.2%
UMUCURUZI RESTAURANT		1	0.1%
UMUCURUZI UDANDA		1	0.1%

# L040: If yes, what kind of occupation / job

Value	Label	Cases	Percentage
UMUCURUZI W'AMATURO		1	0.1%
UMUCURUZI W'IMYAKA		1	0.1%
UMUCURUZI W'IMYENDA		1	0.1%
UMUCURUZI W'INYAMA		1	0.1%
UMUCURUZI WA FARMACIE VETERNAI		1	0.1%
UMUDANDAZA W'IMBAHO		1	0.1%
UMUFUNDI		4	0.3%
UMUFUNDI MU BY'UBWUBATS		1	0.1%
UMUGANGA MURI CHUB		1	0.1%
UMUHIMZI W'IBISHYIMBO		1	0.1%
UMUHINZE W'IBISHYIMBO		1	0.1%
UMUHINZI		12	0.8%
UMUHINZI 'IBIJUMBA N'IBIGORI		1	0.1%
UMUHINZI AKORA MUBUHINZI		1	0.1%
UMUHINZI IBIHINGWA NGANDURARU		1	0.1%
UMUHINZI IBIRAYI N'IMYUMBATI		1	0.1%
UMUHINZI MWOROZI		3	0.2%
UMUHINZI NGANDURARU		1	0.1%
UMUHINZI NI IBIRAYI IBIGORI		1	0.1%
UMUHINZI NIBISHYIMBO		1	0.1%
UMUHINZI UNAGURISHA		1	0.1%
UMUHINZI W'AMASHU		1	0.1%
UMUHINZI W'IBIGORI		2	0.1%
UMUHINZI W'IBIGORI NIBISHYIMBO		1	0.1%



# L040: If yes, what kind of occupation / job

Value	Label	Cases	Percentage
UMUHINZI W'IBIHINGWA		1	0.1%
UMUHINZI W'IBIHINGWA NGANGURAR		1	0.1%
UMUHINZI W'IBIJUMBA		1	0.1%
UMUHINZI W'IBIRAYI		9	0.6%
UMUHINZI W'IBIRAYI BY'URUGO		1	0.1%
UMUHINZI W'IBIRAYI N'IBIGOLI		1	0.1%
UMUHINZI W'IBIRAYI N'IBISHYIMB		1	0.1%
UMUHINZI W'IBIRAYI NIBIGORI		1	0.1%
UMUHINZI W'IBISHEKE		1	0.1%
UMUHINZI W'IBISHIMBO		1	0.1%
UMUHINZI W'IBISHYIMBO		8	0.5%
UMUHINZI W'IBISHYIMBO N'IMBOGA		1	0.1%
UMUHINZI W'ICYAYI		2	0.1%
UMUHINZI W'IKAWA		1	0.1%
UMUHINZI W'IMBOGA		2	0.1%
UMUHINZI W'IMYAKA		1	0.1%
UMUHINZI W'IMYAKA ICIRITSE		1	0.1%
UMUHINZI W'IMYUMBATI		3	0.2%
UMUHINZI W'IMYUMBATI,		1	0.1%
UMUHINZI W'INGANO N'IBISHYIMBO		1	0.1%
UMUHINZI W'URUTOKE		1	0.1%
UMUHINZI W'URUTOKI		1	0.1%
UMUHINZI WIBIHINGWA BYO MURUGO		1	0.1%

# L040: If yes, what kind of occupation / job

Value	Label	Cases	Percentage
UMUHINZI WIHINGIRA		1	0.1%
UMUHINZI WURUTOKI		1	0.1%
UMUHINZI,MW		1	0.1%
UMUHINZI- MWOROZI		2	0.1%
UMUHIZI BWORDZI		1	0.1%
UMUHIZI WIBIRAYI		1	0.1%
UMUHIZNZI WIBISHYIMBO		1	0.1%
UMUJYANAMA WUBUZIAMA		1	0.1%
UMUKARANI KURI DEPOT		1	0.1%
UMUKARANI NGUFU		1	0.1%
UMUKOZI MURI RESTAURANT		1	0.1%
UMUMOTARI		1	0.1%
UMUMOTARI, AKODESHA AMAZU		1	0.1%
UMUNYAMUKU (OF AFRICA)		1	0.1%
UMUREZI		1	0.1%
UMUREZI MURI PRIMAIRE		1	0.1%
UMUSHAKASH.		1	0.1%
UMUSHOFERI		1	0.1%
UMUSHUMBA WA PAROISSE YA NZEGA		1	0.1%
UMUSIRIKARE		4	0.3%
UMUTEKANO MURI QUARTIE[KK.SI		1	0.1%
UMUTEKANO WIJORO KURI CENTRE		1	0.1%
UMUTEKINISYI		1	0.1%
UMUTEKINISYI MU BYA ICT		1	0.1%
UMUTOKI		1	0.1%
UMUVUZI WA GIHANGA		1	0.1%
UMUZAMU		2	0.1%
UMUZAMU WIJORO		1	0.1%

# L040: If yes, what kind of occupation / job

Value	Label	Cases	Percentage
UMW.ENGLISH		1	0.1%
UMW.EST NA SOCIAL		1	0.1%
UMW.IMIBARE		1	0.1%
UMW.SCIENCE MURI PRIMAIRE		1	0.1%
UMWALIMU KAMINUZA ANATOMIE		1	0.1%
UMWALIMU W'ICYONGEREZ		1	0.1%
UMWANDITSI		1	0.1%
UMWARIMU		3	0.2%
UMWARIMU MURI GARDIENNE		1	0.1%
UMWARIMU MURI KAMINUZA		3	0.2%
UMWARIMU MURI KAMINUZA BUTARE		1	0.1%
UMWARIMU MURI PRIMAIRE		2	0.1%
UMWARIMU MURI PRIMAIRE IMIBARE		1	0.1%
UMWARIMU MURI UNIVERSITE		1	0.1%
UMWARIMU W'IGIFARANSA SECONDAR		1	0.1%
UMWARIMU WA MATH		1	0.1%
UMWARIMU WA SCIENCE ET KINYARW		1	0.1%
UMWARIMU WIGISHA IYOBOKAMAN		1	0.1%
UMWOROZI		4	0.3%
UMWOROZI W'AMATUNGO		1	0.1%
UMWOROZI W'AMATUNGO MAGUFI		1	0.1%
UMWOROZI W'INGURUBE		1	0.1%
UMWOROZI W'INKA		9	0.6%

# L040: If yes, what kind of occupation / job

Value	Label	Cases	Percentage
UMWOROZI W'INKA N' IHENE		1	0.1%
UMWUBATSI		1	0.1%
UNUHINZI BW'IBIGORI NIBISHYIMB		1	0.1%
URUGAGA RW'ABA COMPTABLE		1	0.1%
URUTIKI,IBISH'		1	0.1%
URUTOKI IBIJUMBA IBIGORI		1	0.1%
URUTOKI N'IBIGORI		1	0.1%
Ubuhinzi bw'ibigori		2	0.1%
Ubuhinzi bw'imyumbati		1	0.1%
Ubuhinzi bwo guhinga		1	0.1%
Umuhinzi mworozzi		1	0.1%
VISITING LECTURER		1	0.1%
YENGA IBITOKI AKAGULISHA UMUTO		1	0.1%
YORORA INKA		1	0.1%
acuruza mobil monay		1	0.1%
ahinga ibihingwa ngandurarugo		1	0.1%
akora muri pharmacie ya faisal		1	0.1%
alimentation		1	0.1%
anestesiste		1	0.1%
arahinga akanorora		1	0.1%
association		1	0.1%
atwara moto		1	0.1%
boutique kuranguza no gucuruza		1	0.1%
chirugien dentiste dans		1	0.1%
commisieur au compte		1	0.1%
construction		1	0.1%
craective industrie		1	0.1%

# L040: If yes, what kind of occupation / job

Value	Label	Cases	Percentage
culture vivriere		1	0.1%
enquetes		1	0.1%
gucuruza imigati		1	0.1%
guhinga cassava		1	0.1%
guhinga ibishyimbo ibirayi ibi		1	0.1%
guhinga imyumbati inanasi		1	0.1%
gukodesha inzu		1	0.1%
gukora plate yamazu		1	0.1%
ibishimbo,ibirayi,.		1	0.1%
imyumbati		1	0.1%
imyumbati amasaka n'ibishyimbo		1	0.1%
kubumba amategura muri coopera		1	0.1%
kuvura (laboratin muri centre		1	0.1%
kuvura nyuma yakazi		1	0.1%
kwigisha siporo		1	0.1%
lecture		1	0.1%
nu muhinzi wibishimbo		1	0.1%
studio photo		1	0.1%
supervisor wa ATRACO		1	0.1%
ubucuruzi bwa kiosque		1	0.1%
ubuhinzi bw'ibirayi		2	0.1%
ubuhinzi bw'ibishyimbo		3	0.2%
ubuhinzi bw'igori n'ubworozi		1	0.1%
ubuhinzi bw'urutoki ibishyimbo		1	0.1%
ubuhinzi bw,ibishyimbo		1	0.1%
ubuhinzi bwa kawa		1	0.1%
ubuhinzi bwo kurya		1	0.1%
ubuhinzi n'ubworozi		1	0.1%

### # L040: If yes, what kind of occupation / job

Value	Label	Cases	Percentage
ubworozi bw'inka		2	0.1%
ubworozi bw'inkoko		1	0.1%
ubwubatsi		1	0.1%
umucuruzi		1	0.1%
umucuruzi muri cantine		1	0.1%
umuhinzi w'urutoki		1	0.1%
umw.muri secondaire		1	0.1%
urutoki rw'ibishyimbo		1	0.1%
yoroye inka		1	0.1%

Warning: these figures indicate the number of cases found in the data file. They cannot be interpreted as summary statistics of the population of interest.

### # L040A: ISCO Code

<b>Information</b>	[Type= discrete] [Format=numeric] [Range= 110-9629] [Missing=*]
<b>Statistics [NW/ W]</b>	[Valid=1448 /-] [Invalid=15897 /-]

Value	Label	Cases	Percentage
110	Commissioned armed forces officers	1	0.1%
210	Non-commissioned armed forces officers	2	0.1%
242	Administration professionals	0	
310	Armed forces occupations, other ranks	0	
334	Administrative and specialised secretaries	0	
723	Machinery mechanics and repairers	0	
835	Ships' deck crews and related workers	0	
912	Vehicle, window, laundry and other hand cleaning workers	0	
1111	Legislators	0	
1112	Senior government officials	0	
1113	Traditional chiefs and heads of village	0	
1114	Senior officials of special-interest organizations	0	
1120	Managing directors and chief executives	0	
1211	Finance managers	3	0.2%
1212	Human resource managers	0	
1213	Policy and planning managers	1	0.1%
1219	Business services and administration managers not elsewhere	1	0.1%
1221	Sales and marketing managers	1	0.1%
1222	Advertising and public relations managers	0	
1223	Research and development managers	2	0.1%
1311	Agricultural and forestry production managers	0	
1312	Aquaculture and fisheries production managers	0	
1321	Manufacturing managers	0	
1322	Mining managers	0	
1323	Construction managers	3	0.2%
1324	Supply, distribution and related managers	1	0.1%

**# L040A: ISCO Code**

<b>Value</b>	<b>Label</b>	<b>Cases</b>	<b>Percentage</b>
1330	Information and communications technology service managers	0	
1341	Child care services managers	0	
1342	Health services managers	1	0.1%
1343	Aged care services managers	0	
1344	Social welfare managers	0	
1345	Education managers	3	0.2%
1346	Financial and insurance services branch managers	0	
1349	Professional services managers not elsewhere classified	0	
1411	Hotel managers	1	0.1%
1412	Restaurant managers	1	0.1%
1420	Retail and wholesale trade managers	1	0.1%
1431	Sports, recreation and cultural centre managers	1	0.1%
1439	Services managers not elsewhere classified	3	0.2%
2111	Physicists and astronomers	0	
2112	Meteorologists	0	
2113	Chemists	0	
2114	Geologists and geophysicists	0	
2120	Mathematicians, actuaries and statisticians	1	0.1%
2131	Biologists, botanists, zoologists and related professionals	0	
2132	Farming, forestry and fisheries advisers	0	
2133	Environmental protection professionals	0	
2141	Industrial and production engineers	1	0.1%
2142	Civil engineers	0	
2143	Environmental engineers	0	
2144	Mechanical engineers	0	
2145	Chemical engineers	0	
2146	Mining engineers, metallurgists and related professionals	0	
2149	Engineering professionals not elsewhere classified	0	
2151	Electrical engineers	1	0.1%
2152	Electronics engineers	0	
2153	Telecommunications engineers	0	
2161	Building architects	0	
2162	Landscape architects	1	0.1%
2163	Product and garment designers	0	
2164	Town and traffic planners	0	
2165	Cartographers and surveyors	1	0.1%
2166	Graphic and multimedia designers	0	
2211	Generalist medical practitioners	3	0.2%
2212	Specialist medical practitioners	6	0.4%
2221	Nursing professionals	3	0.2%
2222	Midwifery professionals	0	
2230	Traditional and complementary medicine professionals	0	
2240	Paramedical practitioners	1	0.1%
2250	Veterinarians	0	
2261	Dentists	2	0.1%

**# L040A: ISCO Code**

Value	Label	Cases	Percentage
2262	Pharmacists	8	0.6%
2263	Environmental and occupational health and hygiene profession	2	0.1%
2264	Physiotherapists	0	
2265	Dieticians and nutritionists	0	
2266	Audiologists and speech therapists	0	
2267	Optometrists and ophthalmic opticians	0	
2269	Health professionals not elsewhere classified	0	
2310	University and higher education teachers	18	1.2%
2320	Vocational education teachers	0	
2330	Secondary education teachers	13	0.9%
2341	Primary school teachers	23	1.6%
2342	Early childhood educators	2	0.1%
2351	Education methods specialists	2	0.1%
2352	Special needs teachers	0	
2353	Other language teachers	0	
2354	Other music teachers	1	0.1%
2355	Other arts teachers	0	
2356	Information technology trainers	0	
2359	Teaching professionals not elsewhere classified	1	0.1%
2411	Accountants	20	1.4%
2412	Financial and investment advisers	0	
2413	Financial analysts	2	0.1%
2421	Management and organization analysts	1	0.1%
2422	Policy administration professionals	1	0.1%
2423	Personnel and careers professionals	0	
2424	Training and staff development professionals	0	
2431	Advertising and marketing professionals	3	0.2%
2432	Public relations professionals	1	0.1%
2433	Technical and medical sales professionals (excluding ICT)	0	
2434	Information and communications technology sales professional	0	
2511	Systems analysts	0	
2512	Software developers	0	
2513	Web and multimedia developers	0	
2514	Applications programmers	0	
2519	Software and applications developers and analysts not elsewh	0	
2521	Database designers and administrators	0	
2522	Systems administrators	0	
2523	Computer network professionals	0	
2529	Database and network professionals not elsewhere classified	0	
2611	Lawyers	1	0.1%
2612	Judges	0	
2619	Legal professionals not elsewhere classified	0	
2621	Archivists and curators	0	
2622	Librarians and related information professionals	0	
2631	Economists	0	



**# L040A: ISCO Code**

<b>Value</b>	<b>Label</b>	<b>Cases</b>	<b>Percentage</b>
2632	Sociologists, anthropologists and related professionals	0	
2633	Philosophers, historians and political scientists	0	
2634	Psychologists	0	
2635	Social work and counselling professionals	1	0.1%
2636	Religious professionals	4	0.3%
2641	Authors and related writers	0	
2642	Journalists	9	0.6%
2643	Translators, interpreters and other linguists	1	0.1%
2651	Visual artists	0	
2652	Musicians, singers and composers	3	0.2%
2653	Dancers and choreographers	0	
2654	Film, stage and related directors and producers	0	
2655	Actors	0	
2656	Announcers on radio, television and other media	0	
2659	Creative and performing artists not elsewhere classified	0	
3111	Chemical and physical science technicians	0	
3112	Civil engineering technicians	2	0.1%
3113	Electrical engineering technicians	2	0.1%
3114	Electronics engineering technicians	0	
3115	Mechanical engineering technicians	1	0.1%
3116	Chemical engineering technicians	0	
3117	Mining and metallurgical technicians	0	
3118	Draughtspersons	1	0.1%
3119	Physical and engineering science technicians not elsewhere c	0	
3121	Mining supervisors	0	
3122	Manufacturing supervisors	0	
3123	Construction supervisors	3	0.2%
3131	Power production plant operators	1	0.1%
3132	Incinerator and water treatment plant operators	1	0.1%
3133	Chemical processing plant controllers	0	
3134	Petroleum and natural gas refining plant operators	0	
3135	Metal production process controllers	0	
3139	Process control technicians not elsewhere classified	0	
3141	Life science technicians (excluding medical)	0	
3142	Agricultural technicians	1	0.1%
3143	Forestry technicians	0	
3151	Ships' engineers	0	
3152	Ships' deck officers and pilots	0	
3153	Aircraft pilots and related associate professionals	0	
3154	Air traffic controllers	0	
3155	Air traffic safety electronics technicians	0	
3211	Medical imaging and therapeutic equipment technicians	0	
3212	Medical and pathology laboratory technicians	1	0.1%
3213	Pharmaceutical technicians and assistants	0	
3214	Medical and dental prosthetic technicians	0	

**# L040A: ISCO Code**

Value	Label	Cases	Percentage
3221	Nursing associate professionals	6	0.4%
3222	Midwifery associate professionals	0	
3230	Traditional and complementary medicine associate professiona	1	0.1%
3240	Veterinary technicians and assistants	0	
3251	Dental assistants and therapists	0	
3252	Medical records and health information technicians	0	
3253	Community health workers	1	0.1%
3254	Dispensing opticians	0	
3255	Physiotherapy technicians and assistants	1	0.1%
3256	Medical assistants	2	0.1%
3257	Environmental and occupational health inspectors and associa	0	
3258	Ambulance workers	0	
3259	Health associate professionals not elsewhere classified	0	
3311	Securities and finance dealers and brokers	0	
3312	Credit and loans officers	1	0.1%
3313	Accounting associate professionals	1	0.1%
3314	Statistical, mathematical and related associate professional	2	0.1%
3315	Valuers and loss assessors	0	
3321	Insurance representatives	0	
3322	Commercial sales representatives	0	
3323	Buyers	0	
3324	Trade brokers	2	0.1%
3331	Clearing and forwarding agents	2	0.1%
3332	Conference and event planners	1	0.1%
3333	Employment agents and contractors	0	
3334	Real estate agents and property managers	14	1.0%
3339	Business services agents not elsewhere classified	4	0.3%
3341	Office supervisors	0	
3342	Legal secretaries	0	
3343	Administrative and executive secretaries	1	0.1%
3344	Medical secretaries	0	
3351	Customs and border inspectors	0	
3352	Government tax and excise officials	2	0.1%
3353	Government social benefits officials	1	0.1%
3354	Government licensing officials	0	
3355	Police inspectors and detectives	0	
3359	Regulatory government associate professionals not elsewhere	0	
3411	Police inspectors and detectives	0	
3412	Social work associate professionals	2	0.1%
3413	Religious associate professionals	5	0.3%
3421	Athletes and sports players	0	
3422	Sports coaches, instructors and officials	4	0.3%
3423	Fitness and recreation instructors and program leaders	1	0.1%
3431	Photographers	6	0.4%
3432	Interior designers and decorators	3	0.2%

**# L040A: ISCO Code**

Value	Label	Cases	Percentage
3433	Gallery, museum and library technicians	0	
3434	Chefs	0	
3435	Other artistic and cultural associate professionals	0	
3511	Information and communications technology operations technic	7	0.5%
3512	Information and communications technology user support techn	1	0.1%
3513	Computer network and systems technicians	0	
3514	Web technicians	0	
3521	Broadcasting and audio-visual technicians	2	0.1%
3522	Telecommunications engineering technicians	0	
4110	General office clerks	1	0.1%
4120	Secretaries (general)	5	0.3%
4131	Typists and word processing operators	0	
4132	Data entry clerks	0	
4211	Bank tellers and related clerks	1	0.1%
4212	Bookmakers, croupiers and related gaming workers	0	
4213	Pawnbrokers and money-lenders	0	
4214	Debt-collectors and related workers	0	
4221	Travel consultants and clerks	2	0.1%
4222	Contact centre information clerks	0	
4223	Telephone switchboard operators	0	
4224	Hotel receptionists	1	0.1%
4225	Enquiry clerks	0	
4226	Receptionists (general)	0	
4227	Survey and market research interviewers	1	0.1%
4229	Client information workers not elsewhere classified	0	
4311	Accounting and bookkeeping clerks	0	
4312	Statistical, finance and insurance clerks	0	
4313	Payroll clerks	0	
4321	Stock clerks	0	
4322	Production clerks	0	
4323	Transport clerks	1	0.1%
4411	Library clerks	0	
4412	Mail carriers and sorting clerks	0	
4413	Coding, proof-reading and related clerks	0	
4414	Scribes and related workers	0	
4415	Filing and copying clerks	0	
4416	Personnel clerks	0	
4419	Clerical support workers not elsewhere classified	0	
5111	Travel attendants and travel stewards	0	
5112	Transport conductors	0	
5113	Travel guides	0	
5120	Cooks	7	0.5%
5131	Waiters	5	0.3%
5132	Bartenders	14	1.0%
5141	Hairdressers	16	1.1%

**# L040A: ISCO Code**

Value	Label	Cases	Percentage
5142	Beauticians and related workers	0	
5151	Cleaning and housekeeping supervisors in offices, hotels and	0	
5152	Domestic housekeepers	0	
5153	Building caretakers	0	
5161	Astrologers, fortune-tellers and related workers	0	
5162	Companions and valets	1	0.1%
5163	Undertakers and embalmers	0	
5164	Pet groomers and animal care workers	1	0.1%
5165	Driving instructors	2	0.1%
5169	Personal services workers not elsewhere classified	1	0.1%
5211	Stall and market salespersons	22	1.5%
5212	Street food salespersons	0	
5221	Shop keepers	97	6.7%
5222	Shop supervisors	6	0.4%
5223	Shop sales assistants	13	0.9%
5230	Cashiers and ticket clerks	1	0.1%
5241	Fashion and other models	0	
5242	Sales demonstrators	7	0.5%
5243	Door to door salespersons	3	0.2%
5244	Contact centre salespersons	1	0.1%
5245	Service station attendants	0	
5246	Food service counter attendants	6	0.4%
5249	Sales workers not elsewhere classified	15	1.0%
5311	Child care workers	0	
5312	Teachers' aides	0	
5321	Health care assistants	0	
5322	Home-based personal care workers	0	
5329	Personal care workers in health services not elsewhere class	0	
5411	Fire-fighters	0	
5412	Police officers	4	0.3%
5413	Prison guards	0	
5414	Security guards	18	1.2%
5419	Protective services workers not elsewhere classified	0	
6111	Field crop and vegetable growers	213	14.7%
6112	Tree and shrub crop growers	29	2.0%
6113	Gardeners, horticultural and nursery growers	2	0.1%
6114	Mixed crop growers	107	7.4%
6121	Livestock and dairy producers	49	3.4%
6122	Poultry producers	7	0.5%
6123	Apiarists and sericulturists	1	0.1%
6129	Animal producers not elsewhere classified	10	0.7%
6130	Mixed crop and animal producers	52	3.6%
6210	Forestry and related workers	0	
6221	Aquaculture workers	1	0.1%
6222	Inland and coastal waters fishery workers	0	

## # L040A: ISCO Code

Value	Label	Cases	Percentage
6223	Deep-sea fishery workers	0	
6224	Hunters and trappers	0	
6310	Subsistence crop farmers	235	16.2%
6320	Subsistence livestock farmers	12	0.8%
6330	Subsistence mixed crop and livestock farmers	22	1.5%
6340	Subsistence fishers, hunters, trappers and gatherers	1	0.1%
7111	House builders	32	2.2%
7112	Bricklayers and related workers	7	0.5%
7113	Stonemasons, stone cutters, splitters and carvers	0	
7114	Concrete placers, concrete finishers and related workers	0	
7115	Carpenters and joiners	9	0.6%
7119	Building frame and related trades workers not elsewhere clas	0	
7121	Roofers	1	0.1%
7122	Floor layers and tile setters	0	
7123	Plasterers	0	
7124	Insulation workers	0	
7125	Glaziers	0	
7126	Plumbers and pipe fitters	3	0.2%
7127	Air conditioning and refrigeration mechanics	0	
7131	Painters and related workers	0	
7132	Spray painters and varnishers	0	
7133	Building structure cleaners	0	
7211	Metal moulders and coremakers	0	
7212	Welders and flamecutters	4	0.3%
7213	Sheet-metal workers	0	
7214	Structural-metal preparers and erectors	0	
7215	Riggers and cable splicers	0	
7221	Blacksmiths, hammersmiths and forging press workers	1	0.1%
7222	Toolmakers and related workers	0	
7223	Metal working machine tool setters and operators	0	
7224	Metal polishers, wheel grinders and tool sharpeners	0	
7231	Motor vehicle mechanics and repairers	4	0.3%
7232	Aircraft engine mechanics and repairers	0	
7233	Agricultural and industrial machinery mechanics and repairer	0	
7234	Bicycle and related repairers	0	
7311	Precision-instrument makers and repairers	0	
7312	Musical instrument makers and tuners	0	
7313	Jewellery and precious-metal workers	0	
7314	Potters and related workers	0	
7315	Glass makers, cutters, grinders and finishers	0	
7316	Sign writers, decorative painters, engravers and etchers	2	0.1%
7317	Handicraft workers in wood, basketry and related materials	1	0.1%
7318	Handicraft workers in textile, leather and related materials	0	
7319	Handicraft workers not elsewhere classified	0	
7321	Pre-press technicians	0	

**# L040A: ISCO Code**

Value	Label	Cases	Percentage
7322	Printers	0	
7323	Print finishing and binding workers	0	
7411	Building and related electricians	12	0.8%
7412	Electrical mechanics and fitters	0	
7413	Electrical line installers and repairers	0	
7421	Electronics mechanics and servicers	6	0.4%
7422	Information and communications technology installers and ser	2	0.1%
7511	Butchers, fishmongers and related food preparers	3	0.2%
7512	Bakers, pastry-cooks and confectionery makers	3	0.2%
7513	Dairy-products makers	0	
7514	Fruit, vegetable and related preservers	0	
7515	Food and beverage tasters and graders	0	
7516	Tobacco preparers and tobacco products makers	0	
7521	Wood treaters	0	
7522	Cabinet-makers and related workers	1	0.1%
7523	Woodworking-machine tool setters and operators	0	
7531	Tailors, dressmakers, furriers and hatters	8	0.6%
7532	Garment and related pattern-makers and cutters	4	0.3%
7533	Sewing, embroidery and related workers	1	0.1%
7534	Upholsterers and related workers	0	
7535	Pelt dressers, tanners and fellmongers	0	
7536	Shoemakers and related workers	2	0.1%
7541	Underwater divers	0	
7542	Shotfirers and blasters	0	
7543	Product graders and testers (excluding foods and beverages)	0	
7544	Fumigators and other pest and weed controllers	0	
7549	Craft and related workers not elsewhere classified	0	
8111	Miners and quarriers	0	
8112	Mineral and stone processing plant operators	0	
8113	Well drillers and borers and related workers	0	
8114	Cement, stone and other mineral products machine operators	0	
8121	Metal processing plant operators	0	
8122	Metal finishing, plating and coating machine operators	0	
8131	Chemical products plant and machine operators	0	
8132	Photographic products machine operators	0	
8141	Rubber products machine operators	0	
8142	Plastic products machine operators	0	
8143	Paper products machine operators	0	
8151	Fibre preparing, spinning and winding machine operators	0	
8152	Weaving and knitting machine operators	0	
8153	Sewing machine operators	1	0.1%
8154	Bleaching, dyeing and fabric cleaning machine operators	0	
8155	Fur and leather preparing machine operators	0	
8156	Shoemaking and related machine operators	0	
8157	Laundry machine operators	0	

**# L040A: ISCO Code**

Value	Label	Cases	Percentage
8159	Textile, fur and leather products machine operators not else	0	
8160	Food and related products machine operators	1	0.1%
8171	Pulp and papermaking plant operators	0	
8172	Wood processing plant operators	0	
8181	Glass and ceramics plant operators	0	
8182	Steam engine and boiler operators	0	
8183	Packing, bottling and labelling machine operators	0	
8189	Stationary plant and machine operators not elsewhere classif	1	0.1%
8211	Mechanical machinery assemblers	1	0.1%
8212	Electrical and electronic equipment assemblers	0	
8219	Assemblers not elsewhere classified	0	
8311	Locomotive engine drivers	0	
8312	Railway brake, signal and switch operators	1	0.1%
8321	Motorcycle drivers	17	1.2%
8322	Car, taxi and van drivers	26	1.8%
8331	Bus and tram drivers	0	
8332	Heavy truck and lorry drivers	1	0.1%
8341	Mobile farm and forestry plant operators	0	
8342	Earthmoving and related plant operators	0	
8343	Crane, hoist and related plant operators	0	
8344	Lifting truck operators	0	
8350	Ships' deck crews and related workers	0	
9111	Domestic cleaners and helpers	1	0.1%
9112	Cleaners and helpers in offices, hotels and other establishm	9	0.6%
9121	Hand launderers and pressers	0	
9122	Vehicle cleaners	2	0.1%
9123	Window cleaners	0	
9129	Other cleaning workers	0	
9211	Crop farm labourers	3	0.2%
9212	Livestock farm labourers	2	0.1%
9213	Mixed crop and livestock farm labourers	0	
9214	Garden and horticultural labourers	6	0.4%
9215	Forestry labourers	0	
9216	Fishery and aquaculture labourers	0	
9311	Mining and quarrying labourers	3	0.2%
9312	Civil engineering labourers	0	
9313	Building construction labourers	8	0.6%
9321	Hand packers	0	
9329	Manufacturing labourers not elsewhere classified	2	0.1%
9331	Hand and pedal vehicle drivers	5	0.3%
9332	Drivers of animal-drawn vehicles and machinery	0	
9333	Freight handlers	1	0.1%
9334	Shelf fillers	0	
9411	Fast food preparers	1	0.1%
9412	Kitchen helpers	0	

### # L040A: ISCO Code

Value	Label	Cases	Percentage
9510	Street and related service workers	0	
9520	Street vendors (excluding food)	0	
9611	Garbage and recycling collectors	0	
9612	Refuse sorters	0	
9613	Sweepers and related labourers	0	
9621	Messengers, package deliverers and luggage porters	7	0.5%
9622	Odd job persons	1	0.1%
9623	Meter readers and vending-machine collectors	0	
9624	Water and firewood collectors	0	
9629	Elementary workers not elsewhere classified	0	
Sysmiss		15897	

Warning: these figures indicate the number of cases found in the data file. They cannot be interpreted as summary statistics of the population of interest.

### # ISCO1L040A: ISCO\_FIRST\_LEVEL L040A

**Information** [Type= discrete] [Format=numeric] [Range= 1-99] [Missing=\*]

**Statistics [NW/ W]** [Valid=1495 /-] [Invalid=15850 /-]

Value	Label	Cases	Percentage
1	Managers	23	1.5%
2	Professionals	137	9.2%
3	Technicians and associates professionals	86	5.8%
4	Clerical support workers	12	0.8%
5	Service and sales workers	240	16.1%
6	Skilled agricultural, forestry and fishery workers	739	49.4%
7	Craft and related trade workers	106	7.1%
8	Plant and machine operators and assemblers	49	3.3%
9	Elementary occupation	100	6.7%
10	Armed forces occupation	3	0.2%
99	Not stated	0	
Sysmiss		15850	

Warning: these figures indicate the number of cases found in the data file. They cannot be interpreted as summary statistics of the population of interest.



<b># L050: average annual gross income from all additional job(s)?</b>			
<b>Information</b>	[Type= continuous] [Format=numeric] [Range= 2000-48000000] [Missing=*/999999999]		
<b>Statistics [NW/ W]</b>	[Valid=1470 /-] [Invalid=15875 /-] [Mean=894410.52 /-] [StdDev=2596664.159 /-]		
<b># M010: Do you have an HIV / AIDS policy at workplace?</b>			
<b>Information</b>	[Type= discrete] [Format=numeric] [Range= 1-9] [Missing=*]		
<b>Statistics [NW/ W]</b>	[Valid=17345 /-] [Invalid=0 /-]		
<b>Value</b>	<b>Label</b>	<b>Cases</b>	<b>Percentage</b>
1	Yes	9131	52.6%
2	No	6684	38.5%
3	Don't know	1526	8.8%
9	Missing value	4	0.0%
<i>Warning: these figures indicate the number of cases found in the data file. They cannot be interpreted as summary statistics of the population of interest.</i>			
<b># M020: VCT services</b>			
<b>Information</b>	[Type= discrete] [Format=numeric] [Range= 1-9] [Missing=*]		
<b>Statistics [NW/ W]</b>	[Valid=9131 /-] [Invalid=8214 /-]		
<b>Value</b>	<b>Label</b>	<b>Cases</b>	<b>Percentage</b>
1	Yes	8853	97.0%
2	No	230	2.5%
3	Don't know	47	0.5%
9	Missing value	1	0.0%
Sysmiss		8214	
<i>Warning: these figures indicate the number of cases found in the data file. They cannot be interpreted as summary statistics of the population of interest.</i>			
<b># M02A: Free ARVs for HIV+ workers</b>			
<b>Information</b>	[Type= discrete] [Format=numeric] [Range= 1-9] [Missing=*]		
<b>Statistics [NW/ W]</b>	[Valid=9131 /-] [Invalid=8214 /-]		
<b>Value</b>	<b>Label</b>	<b>Cases</b>	<b>Percentage</b>
1	Yes	3804	41.7%
2	No	4081	44.7%
3	Don't know	1245	13.6%
9	Missing value	1	0.0%
Sysmiss		8214	
<i>Warning: these figures indicate the number of cases found in the data file. They cannot be interpreted as summary statistics of the population of interest.</i>			
<b># M02B: Free condom distribution</b>			
<b>Information</b>	[Type= discrete] [Format=numeric] [Range= 1-9] [Missing=*]		
<b>Statistics [NW/ W]</b>	[Valid=9131 /-] [Invalid=8214 /-]		
<b>Value</b>	<b>Label</b>	<b>Cases</b>	<b>Percentage</b>
1	Yes	5092	55.8%
2	No	3543	38.8%
3	Don't know	495	5.4%
9	Missing value	1	0.0%
Sysmiss		8214	
<i>Warning: these figures indicate the number of cases found in the data file. They cannot be interpreted as summary statistics of the population of interest.</i>			
<b># M02C: Free food for HIV+ workers</b>			
<b>Information</b>	[Type= discrete] [Format=numeric] [Range= 1-9] [Missing=*]		

<b># M02C: Free food for HIV+ workers</b>			
<b>Statistics [NW/ W]</b>		[Valid=9131 /-] [Invalid=8214 /-]	
<b>Value</b>	<b>Label</b>	<b>Cases</b>	<b>Percentage</b>
1	Yes	1769	19.4%
2	No	6028	66.0%
3	Don't know	1333	14.6%
9	Missing value	1	0.0%
Sysmiss		8214	
<i>Warning: these figures indicate the number of cases found in the data file. They cannot be interpreted as summary statistics of the population of interest.</i>			
<b># M02E: Equal rights</b>			
<b>Information</b>		[Type= discrete] [Format=numeric] [Range= 1-9] [Missing=*]	
<b>Statistics [NW/ W]</b>		[Valid=9131 /-] [Invalid=8214 /-]	
<b>Value</b>	<b>Label</b>	<b>Cases</b>	<b>Percentage</b>
1	Yes	6856	75.1%
2	No	1524	16.7%
3	Don't know	748	8.2%
9	Missing value	3	0.0%
Sysmiss		8214	
<i>Warning: these figures indicate the number of cases found in the data file. They cannot be interpreted as summary statistics of the population of interest.</i>			
<b># M02D: Others (specify)</b>			
<b>Information</b>		[Type= discrete] [Format=numeric] [Range= 1-9] [Missing=*]	
<b>Statistics [NW/ W]</b>		[Valid=9131 /-] [Invalid=8214 /-]	
<b>Value</b>	<b>Label</b>	<b>Cases</b>	<b>Percentage</b>
1	Yes	312	3.4%
2	No	7801	85.4%
3	Don't know	1002	11.0%
9	Missing value	16	0.2%
Sysmiss		8214	
<i>Warning: these figures indicate the number of cases found in the data file. They cannot be interpreted as summary statistics of the population of interest.</i>			
<b># M020S: Other-Specify</b>			
<b>Information</b>		[Type= discrete] [Format=character] [Missing=*]	
<b>Statistics [NW/ W]</b>		[Valid=231 /-] [Invalid=0 /-]	
<b>Value</b>	<b>Label</b>	<b>Cases</b>	<b>Percentage</b>
2		4	1.7%
ABABANA N'UBWANDU KUTABUBYARI		1	0.4%
ABSTINANSE&l		1	0.4%
ALIMENTATION NUTRIONELLE		1	0.4%
AMAHUGURW/ YO KWIRINDA SIDA		1	0.4%
AMARUSHWAN Y'IMIVUGO		1	0.4%
AMASHIRAHAM YABA VIH		1	0.4%

### # M020S: Other-Specify

Value	Label	Cases	Percentage
AMASHYIRAHAMU KIGO		1	0.4%
AMASHYIRAHAMU Y'ABABANA NASID		1	0.4%
Amahugurwa kuri SIDA		1	0.4%
BABATANGIRA MITUELLE DE SANTE		1	0.4%
BAFITE ISHYIRAHAMU		1	0.4%
BAHUGURWA BURI KWEZI		1	0.4%
BASHYIRA MUMATSINDA BABANANUBWA		1	0.4%
BYIGISHWA MU IYOBOKAMANA		2	0.9%
CAMPAGNE ZO KURWANYA SIDA		1	0.4%
CIRCONSSION MASCULINE		1	0.4%
CLUB		1	0.4%
CLUB ANTI SIDA		9	3.9%
CLUB ANTI-SIDA		15	6.5%
CLUB ANTISIDA		5	2.2%
CLUB-ANTI SIDA		1	0.4%
CLUB-ANTISIDA		1	0.4%
CLUBS		1	0.4%
CONSELLING		2	0.9%
CONSERVATION IBIKORESHO BYANDU		1	0.4%
CVCT		1	0.4%
DESCENTE SUR TERRAIN POUR LE D		1	0.4%
DISCRIMINATION		1	0.4%
DUFITE CLUB ANTI SIDA		1	0.4%
EDUCATION INFORMATION ET COMM		1	0.4%
FAMILY DAY		1	0.4%

# M020S: Other-Specify

Value	Label	Cases	Percentage
FEED PEOPLE LIVING WITH HIV		1	0.4%
FORMATION		1	0.4%
GAFASHA ABANDUYE BATISHOBOYE		1	0.4%
GAHUNDA Y'ABANA BAVUTSE KU BAB		1	0.4%
GROUPE Z'ABABANA N'UBWANDU		1	0.4%
GSHISHIKARIZI ABATURAGE CLUB A		1	0.4%
GUCURUZA UDUKINGIRIZO		1	0.4%
GUFASHA ABABANA N'UBWANDU		1	0.4%
GUFASHA ABANA B'IMPUBUYI, SIDA		1	0.4%
GUFASHA ABANDUYE BADAFAITE UBUS		1	0.4%
GUFASHA ABANDUYE BATISHOBOYE		2	0.9%
GUFASHA ABANDUYE SIDA		4	1.7%
GUFASHA AMSHYRHAMWA Y'ABANDUYE		1	0.4%
GUHA IBIGONDERABU KUBUNGAS		1	0.4%
GUHA IBIRIBWA ABABANA NA SIDA		1	0.4%
GUHA IBIRIBWA KUBABANA N'UBWAN		1	0.4%
GUHA UBUJYANAMA ABAKOZI		1	0.4%
GUHABWA PROPHYLAXIE		1	0.4%
GUHUGURA ABAKOZI		1	0.4%

# M020S: Other-Specify

Value	Label	Cases	Percentage
KWIRINDA SIDA			
GUKANGURIRA ABAKOZI KWIRINDA S		1	0.4%
GUKORA AMAKOPERATI YA SIDA		1	0.4%
GUKORA AMASAHA MAKE		1	0.4%
GUKORESHA AGAKINGIRIZO		1	0.4%
GUKURIKIRAN, ABABYEYI BATWITE		1	0.4%
GUKURIKIRAN, UBUZIMA		1	0.4%
GUKURIKIRANI ABANA HAFI		1	0.4%
GUPIMA KU BUSHAKE		1	0.4%
GUPIMISHA ABAKOZI BOSE		1	0.4%
GUPIMISHA ABAKOZI BURI AMEZI 3		1	0.4%
GUPIMISHA ABAKOZI BURI MEZI 3		1	0.4%
GUSANGA ABANTU IWABO MU RUGO		1	0.4%
GUSHINGA CLUB ANTI SIDA		1	0.4%
GUSHINGA CLUB ZO KURWANYA SIDA		1	0.4%
GUSHISHIKAIR, ABANDUYE GUKOR		1	0.4%
GUSHISHIKARI, ABANTU KWIRINDA		1	0.4%
GUSHYIRA MU ISHYIRAHAMW ABANA		1	0.4%
GUSURA ABABANA N'UBWANDU		1	0.4%
GUSUZUMA ABAKOZI		1	0.4%

# M020S: Other-Specify

Value	Label	Cases	Percentage
GUTANGA DEPLIA KURI BURI MUKOZ		1	0.4%
GUTANGA IBIGANIRO		2	0.9%
GUTANGA IBIGANIRO KUBANTU BOSE		1	0.4%
GUTANGA IBIGANIRO KURI SIDA		1	0.4%
GUTANGA IBIKORESHO BY'UBURINZI		1	0.4%
GUTANGA IMITI Y'IGITUNTU		1	0.4%
GUTANGA INKA KUBATURAGE		1	0.4%
GUTANGA UBUJYANAMA		1	0.4%
GUTANGA UBUJYANAMA KURI TERRAI		1	0.4%
IBIGANIRO BYO KWIRINDA SIDA		1	0.4%
IBIGANIRO KURI SIDA		4	1.7%
IBINDI BIKORESHO BY'UBWIRINZI		1	0.4%
IBITARAMO		1	0.4%
IBITARAMO(CL		1	0.4%
IGIKOMA,AMA' YA BA CLIENT		1	0.4%
IHURIRO RY'ABANDUYE SIDA		1	0.4%
IKIGEGA GIFASHA ABANDUYE SIDA		1	0.4%
IMIBEREHO YABABANA N'UBWANDU		1	0.4%
INAMA ZIYANYE NO KWIRINDA SID		1	0.4%
INDIRIMBO		2	0.9%
INDIRIMBO CLUBS		1	0.4%

# M020S: Other-Specify

Value	Label	Cases	Percentage
ISHYIRAHAMW RY'ABABANA N'SIDA		1	0.4%
KOHEREZA UMUKOZI MU MAHUGURWA		1	0.4%
KUBABWIRIZA UBUTUMWA		1	0.4%
KUBAHA AMATUNGO MAGUFI		1	0.4%
KUBAKANGUR KWISIRAMUZA		1	0.4%
KUBARIHIRA INDI SERVICE IBAGOY		1	0.4%
KUBASURA MUNGO		1	0.4%
KUBIGANIRA MUKAZI		1	0.4%
KUBYAZA UMUSARURO IBYO BAFITE		1	0.4%
KUDUSHIRA MUMASHIRAH		1	0.4%
KUGABURIRA ABABANA N'UBWANDU		1	0.4%
KUGABURIRA NO KUVUZA ABANA		1	0.4%
KUJYA GUPIMA NIMIRYANGO YABO		1	0.4%
KUJYA MU MASHYIRAHAM		1	0.4%
KURWANYA AKATO KABAKORERW		1	0.4%
KURWANYA MALNUTRITION MU BA PV		1	0.4%
KURWANYA NO KWIRINDA SIDA		1	0.4%
KURWANYA SIDA		1	0.4%
KUSHIRA ABABANA NUBWANDU MWISH		1	0.4%
KUTIYANDARII		1	0.4%
KWIFATA		2	0.9%
KWIFATA,FIDEI		1	0.4%

# M020S: Other-Specify

Value	Label	Cases	Percentage
KWIGISHA ABAKRISTU		1	0.4%
KWIGISHA ABANA KWIRINDA SIDA		1	0.4%
KWIGISHA UBURYO BWOKWIRNDA SID		1	0.4%
KWIGISHURUB KWIRIND SIDA		1	0.4%
KWIGISHWA KURI SIDA MUMANAMA		1	0.4%
KWIPIMISHA BURI MWAKA KURI BUR		1	0.4%
KWIPIMISHA SIDA KU MUKOZI MUSH		1	0.4%
KWIRINDA ICYOREZO CYA SIDA		2	0.9%
KWIRINDA NO KURINDA ABAND SIDA		1	0.4%
KWIRINDA NO KWIFATA		1	0.4%
KWIRINDA SIDA		3	1.3%
KWIRINDA SIDA BICIYE MURI CLUB		1	0.4%
KWIRINDA UBUSAMBANYI		4	1.7%
KWISHYURIRA BAMWE		1	0.4%
KWITA KU BABYEYI N'ABANA/VIH		1	0.4%
Kwirinda ubusambanyi		1	0.4%
MU MA CLUB YABARWAYE SIDA		1	0.4%
NOTICE ZIJYANYE NO KWIRINDA		1	0.4%
PEP		1	0.4%
PERSONAL CONTRIBUTION INFECTED		1	0.4%
PMTCT		14	6.1%



# M020S: Other-Specify

Value	Label	Cases	Percentage
PMTCT(Preventic of mother		1	0.4%
PMTGT		1	0.4%
POST EXPOSURE FOLLOW UP		1	0.4%
POST EXPOSURE PREVENT &FOLLOWUP		1	0.4%
PREVENT HIV TRANSMISSION		1	0.4%
PREVENTION MERE- ENFANT		1	0.4%
PREVENTION OF PMTCT		1	0.4%
PROJ IFASHA ABARWAYI BA SIDA		1	0.4%
PROJET SIDA		3	1.3%
PROTECTION Y'ABAKOZI		1	0.4%
PTCT		1	0.4%
PTME		1	0.4%
PTME PROTECTION DE LA TRASSISS		1	0.4%
RECHERCHE SUR LE VIH		1	0.4%
SECURITE DES INJECTIONS		1	0.4%
SEMINAIRE DE SENSIBILISATIO		1	0.4%
SENSIBILISATIO		1	0.4%
SIRCONCISION		1	0.4%
THEATRE NA ZA CLUB ANTI-SID		1	0.4%
THIATRES IMIVUGO		1	0.4%
TUVUZANA HAGATI YACU		1	0.4%
UBUKANGURA		1	0.4%
UBUKANGURA KUBATURAGE		1	0.4%
UBUVUGIZI KUBABANA NA SIDA		1	0.4%
VCT MOBILE		1	0.4%
VISITE A DOMICILE		1	0.4%

### # M020S: Other-Specify

Value	Label	Cases	Percentage
ababana n'ubwandu		1	0.4%
club anti sida		2	0.9%
infection control commitee		1	0.4%
ishirahamwe		1	0.4%
iyo wijombye baguha imiti		1	0.4%
kugaburira ababana n'ubwandu		1	0.4%
kujya kuri field kwigisha abat		1	0.4%
kwita kubarwaye ba SIDA		1	0.4%

*Warning: these figures indicate the number of cases found in the data file. They cannot be interpreted as summary statistics of the population of interest.*

### # N020: Are you currently looking for a different job?

<b>Information</b>	[Type= discrete] [Format=numeric] [Range= 1-9] [Missing=*]
<b>Statistics [NW/ W]</b>	[Valid=17345 /-] [Invalid=0 /-]

Value	Label	Cases	Percentage
1	Yes	1666	9.6%
2	No	15676	90.4%
9	Missing value	3	0.0%

*Warning: these figures indicate the number of cases found in the data file. They cannot be interpreted as summary statistics of the population of interest.*

### # N030: Which occupations are you targeting?

<b>Information</b>	[Type= discrete] [Format=character] [Missing=*]
<b>Statistics [NW/ W]</b>	[Valid=1647 /-] [Invalid=0 /-]

### # N0302: Which occupations are you targeting?

<b>Information</b>	[Type= discrete] [Format=character] [Missing=*]
<b>Statistics [NW/ W]</b>	[Valid=437 /-] [Invalid=0 /-]

Value	Label	Cases	Percentage
1		1	0.2%
ACCOUNTANCY		1	0.2%
ACCOUNTANT		5	1.1%
ACCOUNTING		1	0.2%
ACCOUTANT		1	0.2%
ACOUNTANT		1	0.2%
ADMINISTRATI		4	0.9%
ADMINISTRATI		1	0.2%
ADMINISTRATI ASSISTANT		1	0.2%
ADVISON		1	0.2%
AFFAIRE SOCIALE KWA MUGANGA		1	0.2%
AGENT COMPTABLE		1	0.2%

### # N0302: Which occupations are you targeting?

Value	Label	Cases	Percentage
DANS UNE COOPEC			
AGENT DE CREDIT MURI BANQUE		1	0.2%
AGRONOME		1	0.2%
AGRONOME W'UMURENGE		1	0.2%
AGRONOME WA INSTITUTE IYO ARIYOYOSE		1	0.2%
AGRONOMIE		1	0.2%
AKAZI KO GUKORA MURI HOTEL		1	0.2%
AKAZI KO KUBAGARIRA UMUNTU		1	0.2%
AKORESHA IMASHINI		1	0.2%
AMASHANYAR		1	0.2%
ARV		1	0.2%
ASSISTANCE SOCIALE		1	0.2%
ASSISTANT DE PROJETS		1	0.2%
ASSISTANTADM		1	0.2%
ASSISTANTE ADMINISTRATI		1	0.2%
AUDITEUR		3	0.7%
AUDITOR		1	0.2%
AVOCAT(KUBA UMUSHINJACY		1	0.2%
BANK POPULAIRE		1	0.2%
BANK/ CAISSIER		1	0.2%
BANKS TELLER		1	0.2%
BANQUE (BNR)GUKURIK SACCO		1	0.2%
BANQUE TELLER		1	0.2%
BAOBA HOTEL (CAISSIER)		1	0.2%
BAR		1	0.2%
BOULANGERIE		2	0.5%
BPR(IT)		1	0.2%
BUSINESS		1	0.2%

### # N0302: Which occupations are you targeting?

Value	Label	Cases	Percentage
CADRIER DU MINISTERE		1	0.2%
CAISSE		1	0.2%
CAISSIER		1	0.2%
CAISSIERE		4	0.9%
CAISSIERE MU KABARI		1	0.2%
CAISSIERE MURI BANQUE		1	0.2%
CAMERWA		1	0.2%
CASHIER		7	1.6%
CASSIER		1	0.2%
CHARGE D EDUCATION		1	0.2%
CHARGE DE L'EDUCATION		1	0.2%
CHARGE DE SANTE MU KARERE		1	0.2%
CHARGE DU SANTE PUBLIQUE		1	0.2%
CHARGE LES VURNERABLE		1	0.2%
CHAUFFEUR		5	1.1%
CHAUFFEUR TAXI		1	0.2%
CHEF INTER- AUDITOR		1	0.2%
CHEF WA RESTAURANT		1	0.2%
CHRG DE L'EDUCATION		1	0.2%
CLINICIEN		1	0.2%
COIFFEUR		1	0.2%
COMMERCE		2	0.5%
COMMERCE COSMETIQUE		1	0.2%
COMMERCIAL OFFICER		1	0.2%
COMMUNICATI AGENT		1	0.2%
COMPANY		1	0.2%
COMPTABILITE		1	0.2%
COMPTABLE		14	3.2%
COMPTABLE MU KIGO CYA ANGLICAN		1	0.2%
COMPTABLE MURI ONG		2	0.5%
CONCIERGE		1	0.2%

### # N0302: Which occupations are you targeting?

Value	Label	Cases	Percentage
CONSULTANT DS DES PROJETS		1	0.2%
CONTRACT COUNSELLER		1	0.2%
COOKING		1	0.2%
COOPERATIVE		1	0.2%
COORDINATION DE NGO		1	0.2%
CUISINE		4	0.9%
CUISINIE		1	0.2%
CUISINIER		1	0.2%
CUISINIER BAR		1	0.2%
CUISINIERE		2	0.5%
CUSTOMER CARE		3	0.7%
CUSTOMER CARE MANAGER		1	0.2%
CUSTOMER CARE MURI UTC		1	0.2%
CY'IBINDI BYOSE NABONA		1	0.2%
DATA MANAGER		4	0.9%
DENTISTE		1	0.2%
DEVELOPMENT COMMUNAUTA		1	0.2%
DEVELOPPEME RURAL		1	0.2%
DIRECTEUR		1	0.2%
DIRECTOR		2	0.5%
DISTRICT GUKORAMURU		1	0.2%
DOMAINE ECONOMIQUE		1	0.2%
DRIVER IN PARTERS IN HEALTH		1	0.2%
DROIT D'HOMME		1	0.2%
DROIT DE L'HOMME		1	0.2%
ECOLE DE SANTE PUBLIC		1	0.2%
ECONOMIE[GES		1	0.2%
ECONOMIST AHO		1	0.2%

### # N0302: Which occupations are you targeting?

Value	Label	Cases	Percentage
BAHEMBA NEZA			
EDUCATION		2	0.5%
ELECTRICITE		2	0.5%
ENSEIGNEMENT DES LANGUES		1	0.2%
ETAT CIVIL KU MURENGE		1	0.2%
ETELEC TECHNICIEN		1	0.2%
ETRE CHAUFFEUR		3	0.7%
EVANGELIST		1	0.2%
EXECTIF DU SECTEUR		1	0.2%
EXECUTIF		1	0.2%
EXPERTISE		1	0.2%
FAIRE LA COUTURE		1	0.2%
FAYCAL		1	0.2%
FIELD MANAGER		1	0.2%
FINANCE		3	0.7%
FINANCE MANAGER		1	0.2%
FISCICALITE		1	0.2%
GARDIEN UHEMBWA MENSHI		1	0.2%
GESTION DES RESSOURCES HUMAINES		1	0.2%
GESTIONAIRE		1	0.2%
GESTIONNAIRE		1	0.2%
GESTIONNAIRE DE DONNEES		1	0.2%
GESTIONNAIRE MURI PRIVATE		1	0.2%
GUCURUZA		7	1.6%
GUCURUZA MWISOKO		1	0.2%
GUCURUZA (NAKUMAT)		1	0.2%
GUCURUZA IBYA BOUTIQUE		1	0.2%
GUCURUZA INKWETO		1	0.2%
GUCURUZA MU ISOKO(UBUCUN		1	0.2%

### # N0302: Which occupations are you targeting?

Value	Label	Cases	Percentage
GUCURUZA PHARMACIE		1	0.2%
GUFURA IMYENDA		1	0.2%
GUHINGA IBIRAYI		1	0.2%
GUHINGIRA AMAFARANGA		1	0.2%
GUHUGURA ABANTU MURI COMPTABILITE YIGENG		1	0.2%
GUKINA UMUPIRA		1	0.2%
GUKOMEKUBA		1	0.2%
GUKORA MU RUGANDA RUTUNGANYA IMITOBE		1	0.2%
GUKORA MURI HOTEL		1	0.2%
GUKORA MURI LABO		1	0.2%
GUKORA MUZINDI HOTEL		1	0.2%
GUKORESHA CAMERA		1	0.2%
GUKOTRA MURI RRA		1	0.2%
GUSEREVA		1	0.2%
GUSUDIRA		1	0.2%
GUSUKA IMISATSI		1	0.2%
GUTEKA		1	0.2%
GUTERA AMARANGI IMODOKA		1	0.2%
GUTWARA IMASHINI		1	0.2%
GUTWARA IMODOKA		2	0.5%
GUTWARA IMODOKA YA LETA		1	0.2%
GUTWARA MOTO		1	0.2%
GUTWIKI NO KUGURISHA AMAKARA		1	0.2%
HOPITALE		1	0.2%
HOTELERIE		1	0.2%

### # N0302: Which occupations are you targeting?

Value	Label	Cases	Percentage
HOUSE KEEPER		1	0.2%
HUMAN RESOURCE		1	0.2%
HUMAN RESSOURCE OFFICER		1	0.2%
HUMAN RESSOURCES		1	0.2%
IDUKA		1	0.2%
ILLIGATION OFFICER		1	0.2%
IN CHARGE OF PUBLIC HEALTH		1	0.2%
INFIRMIERE		3	0.7%
INFORMATICIE		1	0.2%
INFORMATIQUI		1	0.2%
INFRASTRUCTU		1	0.2%
INTERNAL AUDITOR		2	0.5%
INTERSEC		1	0.2%
INVESTMENTS		1	0.2%
INZEGO ZA LETA		1	0.2%
ISUKU MU RUGENDO		1	0.2%
ISUKU YO MUMIHANDA		1	0.2%
IT HELPDESK		1	0.2%
IT OFFICER		2	0.5%
IT TECHNICIEN		1	0.2%
ITANGAZAMAK		1	0.2%
JARDINIEN		1	0.2%
JUSTICE		1	0.2%
KICUKIRO MASAKA		1	0.2%
KORORA AMATUNGO		1	0.2%
KUBA AVOCAT		1	0.2%
KUBA CHAUFFEUR W'IMODOKA NTO		1	0.2%
KUBA COMPTABLE		1	0.2%
KUBA MOTAL		1	0.2%
KUBA UMUSHOFERI W'IMODOKA		1	0.2%



# N0302: Which occupations are you targeting?

Value	Label	Cases	Percentage
KUBA UMUSIRIKARE		1	0.2%
KUBAKA		1	0.2%
KUBOHA		1	0.2%
KUBUVETERIN.		1	0.2%
KUDANDAZA		1	0.2%
KUDANDAZA IMYAKA		1	0.2%
KUDODA		1	0.2%
KUDODA MURI ATELIER		1	0.2%
KUJYA MU BWORDZI		1	0.2%
KURWANYARU		1	0.2%
KUYOBORA UMUSHINGA(D MANAGER)		1	0.2%
KUZICUNGA		1	0.2%
KWIGA		1	0.2%
KWIGISHA MURI GYBE		1	0.2%
KWIHANGIRA IMIRIMO		1	0.2%
KWIHANGIRA IMIROMI		1	0.2%
KWIKORERA		2	0.5%
KWIKORERA BUSINESS		1	0.2%
KWIKORERA KU GITI CYE		1	0.2%
KWIKORERA MU BYA TOURISME		1	0.2%
KWIKORERA/ GUCURUZA IMYENDA		1	0.2%
KWKIKORERA		1	0.2%
KWUBAKA		1	0.2%
LAND BUREAU GIAR		1	0.2%
LAND SURVEY		1	0.2%
LEGAL ADVISOR(COMI % DU DROIT DE L'HOE		1	0.2%
LOGISTICIERE		1	0.2%
M&E OFFICER		1	0.2%
MACON		2	0.5%

# N0302: Which occupations are you targeting?

Value	Label	Cases	Percentage
MAISON D'ACCES A LA JUSTICE		1	0.2%
MAN		1	0.2%
MANAGEMENT		2	0.5%
MANAGER		3	0.7%
MANAGER DE L'ENTREPRISE		1	0.2%
MANAGER MU RUGANDA		1	0.2%
MARKETING OFFICER		1	0.2%
MECANICIEN		3	0.7%
MECANIQUE		1	0.2%
MEDECIN		1	0.2%
MENUISERIE		1	0.2%
MINEDUC		1	0.2%
MINIJUST		1	0.2%
MININTER LOGISTICS		1	0.2%
MOBILISATION AND COMMUNICATI		1	0.2%
MONITARING EVALUTION		1	0.2%
MONITORING		1	0.2%
MU BUHINZI		1	0.2%
MUBYEREKER/NA MANAGEMENT		1	0.2%
MURI BANQUE.CASHI		1	0.2%
MURI COMPASSION INTERNATIONA		1	0.2%
MURI HOTEL		1	0.2%
MURI LABORATOIRE AHANDI		1	0.2%
MWARIMU PRIMAIRE		1	0.2%
NATIONAL ELECTORAL COMMISSION		1	0.2%
NETWORK		1	0.2%
NETWORK ADMINI SYSTEM STATION		1	0.2%
NGO'S		1	0.2%
NKASHINGA RESTAURANNT		1	0.2%

### # N0302: Which occupations are you targeting?

Value	Label	Cases	Percentage
NOTAIRE		1	0.2%
O.N.G		1	0.2%
OFFICE ADMINISTRETE		1	0.2%
ONG (HYGIENE)		1	0.2%
ONG(SIDA)		1	0.2%
OPERATION		1	0.2%
PARQUET UMUSHINJACY		1	0.2%
PHARMACIE		1	0.2%
PHARMACIER		1	0.2%
PHARMACIST		1	0.2%
PLATON W'IBITARO		1	0.2%
PLAYING		1	0.2%
POLITICIAN		1	0.2%
POMPOLI		1	0.2%
PORTER		1	0.2%
POSTE SOCIAL		1	0.2%
PRIVATE SECTOR		2	0.5%
PROCUREMENT		2	0.5%
PROCUREMENT OFFICER		2	0.5%
PRODUCTION SECTORS		1	0.2%
PROFESSEUR		1	0.2%
PROFESSIONAL ENTREPRENEUR		1	0.2%
PROFESSIONN		1	0.2%
PROGRAMME		1	0.2%
PSYCHOSOCIAL		1	0.2%
PUBLIC PROSECUTOR		1	0.2%
QUALITY CONTROL OFFICER		1	0.2%
R WARRI(COMPT.		1	0.2%
RECEIVEUR DES IMPOTS		1	0.2%
RECEPTIONISTI		3	0.7%
RECEPTIONNIS'		1	0.2%
RECRITEMENT INTERNE		1	0.2%
RESSOURCES HUMAINE		1	0.2%
RESSOURCE HUMAINE		2	0.5%

### # N0302: Which occupations are you targeting?

Value	Label	Cases	Percentage
RRA		3	0.7%
RWIYEMEZAMI		1	0.2%
SANTE		1	0.2%
SANTE COMMU		1	0.2%
SANTE COMMUNAUTA		1	0.2%
SANTE PUBLIC		1	0.2%
SECRETAIRE EXECURIF D'UNE ECOLE SECONDAI		1	0.2%
SECRETAIRE EXECUTIF W'AKAGALI		1	0.2%
SECRETARY OF MINISTRY		1	0.2%
SECTEUR PRIVE(ADMINIS		1	0.2%
SENIOROFFICEI FOR CUSTOMER CARE		1	0.2%
SERVICE		1	0.2%
SERVICE AGRICULTURE		1	0.2%
SERVICE BAR		1	0.2%
SOCIAL AFFAIRS		1	0.2%
SOCIAL MU MURENGE		1	0.2%
STATION MANAGER		1	0.2%
STOREKEEPER		1	0.2%
TAX OFFICER		1	0.2%
TEACHING		1	0.2%
TEACHING ELECTRICITY		1	0.2%
TECHNICIEN		1	0.2%
TECHNICIEN MURI PLOMBERIE&S		1	0.2%
TELECOMMUNI ENGINEER		1	0.2%
TITULAIRE WA CENTRE DE CENTRE		1	0.2%
TOURISM(MU KUVURA INGAGI)		1	0.2%
TOURISME		1	0.2%
TRADUCTION		1	0.2%

# N0302: Which occupations are you targeting?

Value	Label	Cases	Percentage
TRAINER		1	0.2%
TRAUMATISME		1	0.2%
UBUCURUZI BUDANAZA		1	0.2%
UBUCURUZI BUTEYE IMBERE		1	0.2%
UBUCURUZI BW'IMYENDA		1	0.2%
UBUHINZE BW'IMBOGA		1	0.2%
UBUHINZI		1	0.2%
UBUHINZI BW'IBIRAYI		1	0.2%
UBUHINZI N'UBWOROZI		1	0.2%
UBUNDI BUHINZI		1	0.2%
UBUSHOFERI		2	0.5%
UBUZAMU		4	0.9%
UBWOROZI		2	0.5%
UBWUBATSI		2	0.5%
UMUCAMANZA		1	0.2%
UMUCURUZI		1	0.2%
UMUKAMISHI		1	0.2%
UMUKOZI MURI COMISION YA HUMAN RIGHT		1	0.2%
UMUPRODUCTI MUSCI,FILM		1	0.2%
UMUSHINJACY		1	0.2%
UMWARIMU MURI KAMINUZA		1	0.2%
UMWOROZI W'INKA		2	0.5%
USHINZWE IBYIHOHOTERV		1	0.2%
Umwarimu		1	0.2%
VETERNAIRE		1	0.2%
agent de credit		2	0.5%
auditeur		1	0.2%
business director		1	0.2%
caissier		1	0.2%
communication		1	0.2%
comptabilite		1	0.2%
corar		1	0.2%
declarant		1	0.2%

### # N0302: Which occupations are you targeting?

Value	Label	Cases	Percentage
droit		1	0.2%
dvlpm		1	0.2%
gucuruza		1	0.2%
gukora muri garage		1	0.2%
gukora muri ministere		1	0.2%
gukora muri za institution zinyuranye		1	0.2%
human resource		1	0.2%
in charge of good governance district		1	0.2%
international bodies		1	0.2%
kwikorera		1	0.2%
permis definitif		1	0.2%
sante communautaire		1	0.2%
secretaire		1	0.2%
supervision in construction		1	0.2%
ubucamanza		1	0.2%

*Warning: these figures indicate the number of cases found in the data file. They cannot be interpreted as summary statistics of the population of interest.*

### # N030A: ISCO

**Information** [Type= discrete] [Format=numeric] [Range= 110-9629] [Missing=\*]

**Statistics [NW/ W]** [Valid=1632 /-] [Invalid=15713 /-]

Value	Label	Cases	Percentage
110	Commissioned armed forces officers	0	
210	Non-commissioned armed forces officers	0	
242	Administration professionals	0	
310	Armed forces occupations, other ranks	0	
334	Administrative and specialised secretaries	0	
723	Machinery mechanics and repairers	0	
835	Ships' deck crews and related workers	0	
912	Vehicle, window, laundry and other hand cleaning workers	0	
1111	Legislators	3	0.2%
1112	Senior government officials	5	0.3%
1113	Traditional chiefs and heads of village	7	0.4%
1114	Senior officials of special-interest organizations	1	0.1%
1120	Managing directors and chief executives	5	0.3%
1211	Finance managers	38	2.3%
1212	Human resource managers	20	1.2%
1213	Policy and planning managers	5	0.3%
1219	Business services and administration managers not elsewhere	11	0.7%
1221	Sales and marketing managers	4	0.2%

**# N030A: ISCO**

Value	Label	Cases	Percentage
1222	Advertising and public relations managers	0	
1223	Research and development managers	8	0.5%
1311	Agricultural and forestry production managers	1	0.1%
1312	Aquaculture and fisheries production managers	0	
1321	Manufacturing managers	3	0.2%
1322	Mining managers	0	
1323	Construction managers	3	0.2%
1324	Supply, distribution and related managers	2	0.1%
1330	Information and communications technology service managers	15	0.9%
1341	Child care services managers	0	
1342	Health services managers	16	1.0%
1343	Aged care services managers	0	
1344	Social welfare managers	1	0.1%
1345	Education managers	10	0.6%
1346	Financial and insurance services branch managers	2	0.1%
1349	Professional services managers not elsewhere classified	10	0.6%
1411	Hotel managers	7	0.4%
1412	Restaurant managers	0	
1420	Retail and wholesale trade managers	5	0.3%
1431	Sports, recreation and cultural centre managers	2	0.1%
1439	Services managers not elsewhere classified	9	0.6%
2111	Physicists and astronomers	1	0.1%
2112	Meteorologists	0	
2113	Chemists	1	0.1%
2114	Geologists and geophysicists	0	
2120	Mathematicians, actuaries and statisticians	4	0.2%
2131	Biologists, botanists, zoologists and related professionals	1	0.1%
2132	Farming, forestry and fisheries advisers	22	1.3%
2133	Environmental protection professionals	2	0.1%
2141	Industrial and production engineers	0	
2142	Civil engineers	1	0.1%
2143	Environmental engineers	0	
2144	Mechanical engineers	0	
2145	Chemical engineers	0	
2146	Mining engineers, metallurgists and related professionals	0	
2149	Engineering professionals not elsewhere classified	0	
2151	Electrical engineers	0	
2152	Electronics engineers	0	
2153	Telecommunications engineers	1	0.1%
2161	Building architects	0	
2162	Landscape architects	4	0.2%
2163	Product and garment designers	0	
2164	Town and traffic planners	1	0.1%
2165	Cartographers and surveyors	1	0.1%
2166	Graphic and multimedia designers	0	

**# N030A: ISCO**

Value	Label	Cases	Percentage
2211	Generalist medical practitioners	19	1.2%
2212	Specialist medical practitioners	8	0.5%
2221	Nursing professionals	36	2.2%
2222	Midwifery professionals	3	0.2%
2230	Traditional and complementary medicine professionals	0	
2240	Paramedical practitioners	2	0.1%
2250	Veterinarians	2	0.1%
2261	Dentists	2	0.1%
2262	Pharmacists	10	0.6%
2263	Environmental and occupational health and hygiene profession	6	0.4%
2264	Physiotherapists	0	
2265	Dieticians and nutritionists	1	0.1%
2266	Audiologists and speech therapists	0	
2267	Optometrists and ophthalmic opticians	0	
2269	Health professionals not elsewhere classified	4	0.2%
2310	University and higher education teachers	7	0.4%
2320	Vocational education teachers	1	0.1%
2330	Secondary education teachers	16	1.0%
2341	Primary school teachers	7	0.4%
2342	Early childhood educators	1	0.1%
2351	Education methods specialists	0	
2352	Special needs teachers	0	
2353	Other language teachers	1	0.1%
2354	Other music teachers	0	
2355	Other arts teachers	0	
2356	Information technology trainers	0	
2359	Teaching professionals not elsewhere classified	0	
2411	Accountants	190	11.6%
2412	Financial and investment advisers	2	0.1%
2413	Financial analysts	6	0.4%
2421	Management and organization analysts	8	0.5%
2422	Policy administration professionals	2	0.1%
2423	Personnel and careers professionals	0	
2424	Training and staff development professionals	3	0.2%
2431	Advertising and marketing professionals	11	0.7%
2432	Public relations professionals	1	0.1%
2433	Technical and medical sales professionals (excluding ICT)	0	
2434	Information and communications technology sales professional	1	0.1%
2511	Systems analysts	1	0.1%
2512	Software developers	0	
2513	Web and multimedia developers	0	
2514	Applications programmers	0	
2519	Software and applications developers and analysts not elsewh	0	
2521	Database designers and administrators	1	0.1%
2522	Systems administrators	0	



**# N030A: ISCO**

Value	Label	Cases	Percentage
2523	Computer network professionals	0	
2529	Database and network professionals not elsewhere classified	0	
2611	Lawyers	26	1.6%
2612	Judges	18	1.1%
2619	Legal professionals not elsewhere classified	2	0.1%
2621	Archivists and curators	2	0.1%
2622	Librarians and related information professionals	0	
2631	Economists	7	0.4%
2632	Sociologists, anthropologists and related professionals	7	0.4%
2633	Philosophers, historians and political scientists	0	
2634	Psychologists	17	1.0%
2635	Social work and counselling professionals	10	0.6%
2636	Religious professionals	0	
2641	Authors and related writers	0	
2642	Journalists	7	0.4%
2643	Translators, interpreters and other linguists	1	0.1%
2651	Visual artists	0	
2652	Musicians, singers and composers	1	0.1%
2653	Dancers and choreographers	0	
2654	Film, stage and related directors and producers	0	
2655	Actors	0	
2656	Announcers on radio, television and other media	2	0.1%
2659	Creative and performing artists not elsewhere classified	0	
3111	Chemical and physical science technicians	0	
3112	Civil engineering technicians	2	0.1%
3113	Electrical engineering technicians	1	0.1%
3114	Electronics engineering technicians	1	0.1%
3115	Mechanical engineering technicians	3	0.2%
3116	Chemical engineering technicians	0	
3117	Mining and metallurgical technicians	0	
3118	Draughtspersons	0	
3119	Physical and engineering science technicians not elsewhere c	2	0.1%
3121	Mining supervisors	0	
3122	Manufacturing supervisors	0	
3123	Construction supervisors	2	0.1%
3131	Power production plant operators	3	0.2%
3132	Incinerator and water treatment plant operators	1	0.1%
3133	Chemical processing plant controllers	0	
3134	Petroleum and natural gas refining plant operators	0	
3135	Metal production process controllers	0	
3139	Process control technicians not elsewhere classified	1	0.1%
3141	Life science technicians (excluding medical)	1	0.1%
3142	Agricultural technicians	3	0.2%
3143	Forestry technicians	0	
3151	Ships' engineers	0	

**# N030A: ISCO**

Value	Label	Cases	Percentage
3152	Ships' deck officers and pilots	0	
3153	Aircraft pilots and related associate professionals	0	
3154	Air traffic controllers	0	
3155	Air traffic safety electronics technicians	1	0.1%
3211	Medical imaging and therapeutic equipment technicians	2	0.1%
3212	Medical and pathology laboratory technicians	17	1.0%
3213	Pharmaceutical technicians and assistants	0	
3214	Medical and dental prosthetic technicians	0	
3221	Nursing associate professionals	27	1.7%
3222	Midwifery associate professionals	0	
3230	Traditional and complementary medicine associate professiona	0	
3240	Veterinary technicians and assistants	1	0.1%
3251	Dental assistants and therapists	0	
3252	Medical records and health information technicians	3	0.2%
3253	Community health workers	17	1.0%
3254	Dispensing opticians	0	
3255	Physiotherapy technicians and assistants	1	0.1%
3256	Medical assistants	19	1.2%
3257	Environmental and occupational health inspectors and associa	1	0.1%
3258	Ambulance workers	0	
3259	Health associate professionals not elsewhere classified	2	0.1%
3311	Securities and finance dealers and brokers	0	
3312	Credit and loans officers	5	0.3%
3313	Accounting associate professionals	0	
3314	Statistical, mathematical and related associate professional	3	0.2%
3315	Valuers and loss assessors	0	
3321	Insurance representatives	1	0.1%
3322	Commercial sales representatives	1	0.1%
3323	Buyers	5	0.3%
3324	Trade brokers	0	
3331	Clearing and forwarding agents	0	
3332	Conference and event planners	0	
3333	Employment agents and contractors	0	
3334	Real estate agents and property managers	0	
3339	Business services agents not elsewhere classified	3	0.2%
3341	Office supervisors	0	
3342	Legal secretaries	1	0.1%
3343	Administrative and executive secretaries	11	0.7%
3344	Medical secretaries	0	
3351	Customs and border inspectors	2	0.1%
3352	Government tax and excise officials	4	0.2%
3353	Government social benefits officials	2	0.1%
3354	Government licensing officials	0	
3355	Police inspectors and detectives	0	
3359	Regulatory government associate professionals not elsewhere	0	

**# N030A: ISCO**

Value	Label	Cases	Percentage
3411	Police inspectors and detectives	1	0.1%
3412	Social work associate professionals	39	2.4%
3413	Religious associate professionals	1	0.1%
3421	Athletes and sports players	0	
3422	Sports coaches, instructors and officials	1	0.1%
3423	Fitness and recreation instructors and program leaders	0	
3431	Photographers	1	0.1%
3432	Interior designers and decorators	0	
3433	Gallery, museum and library technicians	0	
3434	Chefs	1	0.1%
3435	Other artistic and cultural associate professionals	0	
3511	Information and communications technology operations technic	17	1.0%
3512	Information and communications technology user support techn	0	
3513	Computer network and systems technicians	0	
3514	Web technicians	0	
3521	Broadcasting and audio-visual technicians	0	
3522	Telecommunications engineering technicians	0	
4110	General office clerks	1	0.1%
4120	Secretaries (general)	16	1.0%
4131	Typists and word processing operators	1	0.1%
4132	Data entry clerks	1	0.1%
4211	Bank tellers and related clerks	23	1.4%
4212	Bookmakers, croupiers and related gaming workers	0	
4213	Pawnbrokers and money-lenders	1	0.1%
4214	Debt-collectors and related workers	0	
4221	Travel consultants and clerks	2	0.1%
4222	Contact centre information clerks	0	
4223	Telephone switchboard operators	1	0.1%
4224	Hotel receptionists	7	0.4%
4225	Enquiry clerks	0	
4226	Receptionists (general)	8	0.5%
4227	Survey and market research interviewers	4	0.2%
4229	Client information workers not elsewhere classified	0	
4311	Accounting and bookkeeping clerks	6	0.4%
4312	Statistical, finance and insurance clerks	1	0.1%
4313	Payroll clerks	0	
4321	Stock clerks	6	0.4%
4322	Production clerks	1	0.1%
4323	Transport clerks	0	
4411	Library clerks	1	0.1%
4412	Mail carriers and sorting clerks	1	0.1%
4413	Coding, proof-reading and related clerks	0	
4414	Scribes and related workers	1	0.1%
4415	Filing and copying clerks	0	
4416	Personnel clerks	0	

**# N030A: ISCO**

Value	Label	Cases	Percentage
4419	Clerical support workers not elsewhere classified	0	
5111	Travel attendants and travel stewards	1	0.1%
5112	Transport conductors	6	0.4%
5113	Travel guides	8	0.5%
5120	Cooks	26	1.6%
5131	Waiters	20	1.2%
5132	Bartenders	15	0.9%
5141	Hairdressers	12	0.7%
5142	Beauticians and related workers	2	0.1%
5151	Cleaning and housekeeping supervisors in offices, hotels and	0	
5152	Domestic housekeepers	1	0.1%
5153	Building caretakers	0	
5161	Astrologers, fortune-tellers and related workers	0	
5162	Companions and valets	0	
5163	Undertakers and embalmers	0	
5164	Pet groomers and animal care workers	0	
5165	Driving instructors	0	
5169	Personal services workers not elsewhere classified	3	0.2%
5211	Stall and market salespersons	22	1.3%
5212	Street food salespersons	1	0.1%
5221	Shop keepers	91	5.6%
5222	Shop supervisors	4	0.2%
5223	Shop sales assistants	10	0.6%
5230	Cashiers and ticket clerks	27	1.7%
5241	Fashion and other models	0	
5242	Sales demonstrators	0	
5243	Door to door salespersons	1	0.1%
5244	Contact centre salespersons	1	0.1%
5245	Service station attendants	0	
5246	Food service counter attendants	9	0.6%
5249	Sales workers not elsewhere classified	3	0.2%
5311	Child care workers	1	0.1%
5312	Teachers' aides	1	0.1%
5321	Health care assistants	2	0.1%
5322	Home-based personal care workers	0	
5329	Personal care workers in health services not elsewhere class	0	
5411	Fire-fighters	0	
5412	Police officers	2	0.1%
5413	Prison guards	0	
5414	Security guards	25	1.5%
5419	Protective services workers not elsewhere classified	1	0.1%
6111	Field crop and vegetable growers	3	0.2%
6112	Tree and shrub crop growers	0	
6113	Gardeners, horticultural and nursery growers	0	
6114	Mixed crop growers	1	0.1%

**# N030A: ISCO**

Value	Label	Cases	Percentage
6121	Livestock and dairy producers	1	0.1%
6122	Poultry producers	1	0.1%
6123	Apiarists and sericulturists	0	
6129	Animal producers not elsewhere classified	2	0.1%
6130	Mixed crop and animal producers	2	0.1%
6210	Forestry and related workers	1	0.1%
6221	Aquaculture workers	0	
6222	Inland and coastal waters fishery workers	0	
6223	Deep-sea fishery workers	0	
6224	Hunters and trappers	0	
6310	Subsistence crop farmers	4	0.2%
6320	Subsistence livestock farmers	0	
6330	Subsistence mixed crop and livestock farmers	0	
6340	Subsistence fishers, hunters, trappers and gatherers	0	
7111	House builders	23	1.4%
7112	Bricklayers and related workers	0	
7113	Stonemasons, stone cutters, splitters and carvers	0	
7114	Concrete placers, concrete finishers and related workers	0	
7115	Carpenters and joiners	9	0.6%
7119	Building frame and related trades workers not elsewhere clas	0	
7121	Roofers	0	
7122	Floor layers and tile setters	0	
7123	Plasterers	0	
7124	Insulation workers	0	
7125	Glaziers	0	
7126	Plumbers and pipe fitters	5	0.3%
7127	Air conditioning and refrigeration mechanics	0	
7131	Painters and related workers	0	
7132	Spray painters and varnishers	0	
7133	Building structure cleaners	0	
7211	Metal moulders and coremakers	1	0.1%
7212	Welders and flamecutters	9	0.6%
7213	Sheet-metal workers	0	
7214	Structural-metal preparers and erectors	0	
7215	Riggers and cable splicers	0	
7221	Blacksmiths, hammersmiths and forging press workers	0	
7222	Toolmakers and related workers	0	
7223	Metal working machine tool setters and operators	0	
7224	Metal polishers, wheel grinders and tool sharpeners	0	
7231	Motor vehicle mechanics and repairers	20	1.2%
7232	Aircraft engine mechanics and repairers	0	
7233	Agricultural and industrial machinery mechanics and repairer	2	0.1%
7234	Bicycle and related repairers	0	
7311	Precision-instrument makers and repairers	0	
7312	Musical instrument makers and tuners	1	0.1%

**# N030A: ISCO**

Value	Label	Cases	Percentage
7313	Jewellery and precious-metal workers	0	
7314	Potters and related workers	0	
7315	Glass makers, cutters, grinders and finishers	0	
7316	Sign writers, decorative painters, engravers and etchers	0	
7317	Handicraft workers in wood, basketry and related materials	0	
7318	Handicraft workers in textile, leather and related materials	0	
7319	Handicraft workers not elsewhere classified	1	0.1%
7321	Pre-press technicians	0	
7322	Printers	0	
7323	Print finishing and binding workers	0	
7411	Building and related electricians	13	0.8%
7412	Electrical mechanics and fitters	2	0.1%
7413	Electrical line installers and repairers	1	0.1%
7421	Electronics mechanics and servicers	6	0.4%
7422	Information and communications technology installers and ser	4	0.2%
7511	Butchers, fishmongers and related food preparers	2	0.1%
7512	Bakers, pastry-cooks and confectionery makers	8	0.5%
7513	Dairy-products makers	1	0.1%
7514	Fruit, vegetable and related preservers	0	
7515	Food and beverage tasters and graders	1	0.1%
7516	Tobacco preparers and tobacco products makers	0	
7521	Wood treaters	1	0.1%
7522	Cabinet-makers and related workers	0	
7523	Woodworking-machine tool setters and operators	1	0.1%
7531	Tailors, dressmakers, furriers and hatters	11	0.7%
7532	Garment and related pattern-makers and cutters	0	
7533	Sewing, embroidery and related workers	0	
7534	Upholsterers and related workers	0	
7535	Pelt dressers, tanners and fellmongers	0	
7536	Shoemakers and related workers	1	0.1%
7541	Underwater divers	1	0.1%
7542	Shotfirers and blasters	0	
7543	Product graders and testers (excluding foods and beverages)	0	
7544	Fumigators and other pest and weed controllers	0	
7549	Craft and related workers not elsewhere classified	0	
8111	Miners and quarriers	1	0.1%
8112	Mineral and stone processing plant operators	0	
8113	Well drillers and borers and related workers	0	
8114	Cement, stone and other mineral products machine operators	0	
8121	Metal processing plant operators	0	
8122	Metal finishing, plating and coating machine operators	0	
8131	Chemical products plant and machine operators	1	0.1%
8132	Photographic products machine operators	0	
8141	Rubber products machine operators	0	
8142	Plastic products machine operators	0	

**# N030A: ISCO**

Value	Label	Cases	Percentage
8143	Paper products machine operators	0	
8151	Fibre preparing, spinning and winding machine operators	0	
8152	Weaving and knitting machine operators	0	
8153	Sewing machine operators	4	0.2%
8154	Bleaching, dyeing and fabric cleaning machine operators	0	
8155	Fur and leather preparing machine operators	0	
8156	Shoemaking and related machine operators	0	
8157	Laundry machine operators	0	
8159	Textile, fur and leather products machine operators not else	0	
8160	Food and related products machine operators	2	0.1%
8171	Pulp and papermaking plant operators	0	
8172	Wood processing plant operators	0	
8181	Glass and ceramics plant operators	0	
8182	Steam engine and boiler operators	0	
8183	Packing, bottling and labelling machine operators	0	
8189	Stationary plant and machine operators not elsewhere classif	0	
8211	Mechanical machinery assemblers	0	
8212	Electrical and electronic equipment assemblers	1	0.1%
8219	Assemblers not elsewhere classified	0	
8311	Locomotive engine drivers	0	
8312	Railway brake, signal and switch operators	0	
8321	Motorcycle drivers	17	1.0%
8322	Car, taxi and van drivers	128	7.8%
8331	Bus and tram drivers	5	0.3%
8332	Heavy truck and lorry drivers	4	0.2%
8341	Mobile farm and forestry plant operators	0	
8342	Earthmoving and related plant operators	0	
8343	Crane, hoist and related plant operators	0	
8344	Lifting truck operators	0	
8350	Ships' deck crews and related workers	1	0.1%
9111	Domestic cleaners and helpers	3	0.2%
9112	Cleaners and helpers in offices, hotels and other establishm	26	1.6%
9121	Hand launderers and pressers	0	
9122	Vehicle cleaners	0	
9123	Window cleaners	0	
9129	Other cleaning workers	1	0.1%
9211	Crop farm labourers	0	
9212	Livestock farm labourers	1	0.1%
9213	Mixed crop and livestock farm labourers	0	
9214	Garden and horticultural labourers	5	0.3%
9215	Forestry labourers	0	
9216	Fishery and aquaculture labourers	0	
9311	Mining and quarrying labourers	0	
9312	Civil engineering labourers	1	0.1%
9313	Building construction labourers	7	0.4%

### # N030A: ISCO

Value	Label	Cases	Percentage
9321	Hand packers	2	0.1%
9329	Manufacturing labourers not elsewhere classified	5	0.3%
9331	Hand and pedal vehicle drivers	0	
9332	Drivers of animal-drawn vehicles and machinery	0	
9333	Freight handlers	4	0.2%
9334	Shelf fillers	0	
9411	Fast food preparers	2	0.1%
9412	Kitchen helpers	0	
9510	Street and related service workers	0	
9520	Street vendors (excluding food)	0	
9611	Garbage and recycling collectors	0	
9612	Refuse sorters	0	
9613	Sweepers and related labourers	0	
9621	Messengers, package deliverers and luggage porters	0	
9622	Odd job persons	0	
9623	Meter readers and vending-machine collectors	0	
9624	Water and firewood collectors	0	
9629	Elementary workers not elsewhere classified	1	0.1%
Sysmiss		15713	

Warning: these figures indicate the number of cases found in the data file. They cannot be interpreted as summary statistics of the population of interest.

### # ISCO1N030A: ISCO\_FIRST\_LEVEL N030A

<b>Information</b>	[Type= discrete] [Format=numeric] [Range= 1-99] [Missing=*]
<b>Statistics [NW/ W]</b>	[Valid=1666 /-] [Invalid=15679 /-]

Value	Label	Cases	Percentage
1	Managers	193	11.6%
2	Professionals	490	29.4%
3	Technicians and associates professionals	210	12.6%
4	Clerical support workers	82	4.9%
5	Service and sales workers	295	17.7%
6	Skilled agricultural, forestry and fishery workers	15	0.9%
7	Craft and related trade workers	124	7.4%
8	Plant and machine operators and assemblers	164	9.8%
9	Elementary occupation	58	3.5%
10	Armed forces occupation	0	
99	Not stated	35	2.1%
Sysmiss		15679	

Warning: these figures indicate the number of cases found in the data file. They cannot be interpreted as summary statistics of the population of interest.

### # N030B: ISCO

<b>Information</b>	[Type= discrete] [Format=numeric] [Range= 0-9999] [Missing=*]
<b>Statistics [NW/ W]</b>	[Valid=445 /-] [Invalid=16900 /-]

Value	Label	Cases	Percentage
0		5	1.1%
110	Commissioned armed forces officers	0	
210	Non-commissioned armed forces officers	0	



**# N030B: ISCO**

Value	Label	Cases	Percentage
242	Administration professionals	0	
310	Armed forces occupations, other ranks	1	0.2%
334	Administrative and specialised secretaries	0	
723	Machinery mechanics and repairers	0	
835	Ships' deck crews and related workers	0	
912	Vehicle, window, laundry and other hand cleaning workers	0	
1111	Legislators	1	0.2%
1112	Senior government officials	4	0.9%
1113	Traditional chiefs and heads of village	4	0.9%
1114	Senior officials of special-interest organizations	0	
1120	Managing directors and chief executives	0	
1211	Finance managers	10	2.2%
1212	Human resource managers	12	2.7%
1213	Policy and planning managers	0	
1219	Business services and administration managers not elsewhere	2	0.4%
1221	Sales and marketing managers	0	
1222	Advertising and public relations managers	0	
1223	Research and development managers	2	0.4%
1311	Agricultural and forestry production managers	1	0.2%
1312	Aquaculture and fisheries production managers	0	
1321	Manufacturing managers	2	0.4%
1322	Mining managers	0	
1323	Construction managers	1	0.2%
1324	Supply, distribution and related managers	1	0.2%
1330	Information and communications technology service managers	3	0.7%
1341	Child care services managers	1	0.2%
1342	Health services managers	2	0.4%
1343	Aged care services managers	1	0.2%
1344	Social welfare managers	1	0.2%
1345	Education managers	7	1.6%
1346	Financial and insurance services branch managers	0	
1349	Professional services managers not elsewhere classified	4	0.9%
1411	Hotel managers	1	0.2%
1412	Restaurant managers	2	0.4%
1420	Retail and wholesale trade managers	1	0.2%
1431	Sports, recreation and cultural centre managers	0	
1439	Services managers not elsewhere classified	4	0.9%
2111	Physicists and astronomers	0	
2112	Meteorologists	0	
2113	Chemists	0	
2114	Geologists and geophysicists	0	
2120	Mathematicians, actuaries and statisticians	0	
2131	Biologists, botanists, zoologists and related professionals	0	
2132	Farming, forestry and fisheries advisers	4	0.9%
2133	Environmental protection professionals	0	

# N030B: ISCO

Value	Label	Cases	Percentage
2141	Industrial and production engineers	0	
2142	Civil engineers	0	
2143	Environmental engineers	0	
2144	Mechanical engineers	1	0.2%
2145	Chemical engineers	0	
2146	Mining engineers, metallurgists and related professionals	0	
2149	Engineering professionals not elsewhere classified	0	
2151	Electrical engineers	0	
2152	Electronics engineers	0	
2153	Telecommunications engineers	1	0.2%
2161	Building architects	1	0.2%
2162	Landscape architects	1	0.2%
2163	Product and garment designers	0	
2164	Town and traffic planners	0	
2165	Cartographers and surveyors	1	0.2%
2166	Graphic and multimedia designers	0	
2211	Generalist medical practitioners	2	0.4%
2212	Specialist medical practitioners	0	
2221	Nursing professionals	3	0.7%
2222	Midwifery professionals	0	
2230	Traditional and complementary medicine professionals	0	
2240	Paramedical practitioners	2	0.4%
2250	Veterinarians	2	0.4%
2261	Dentists	1	0.2%
2262	Pharmacists	5	1.1%
2263	Environmental and occupational health and hygiene profession	1	0.2%
2264	Physiotherapists	0	
2265	Dieticians and nutritionists	0	
2266	Audiologists and speech therapists	0	
2267	Optometrists and ophthalmic opticians	0	
2269	Health professionals not elsewhere classified	0	
2310	University and higher education teachers	2	0.4%
2320	Vocational education teachers	1	0.2%
2330	Secondary education teachers	3	0.7%
2341	Primary school teachers	1	0.2%
2342	Early childhood educators	0	
2351	Education methods specialists	0	
2352	Special needs teachers	0	
2353	Other language teachers	1	0.2%
2354	Other music teachers	0	
2355	Other arts teachers	0	
2356	Information technology trainers	0	
2359	Teaching professionals not elsewhere classified	2	0.4%
2411	Accountants	49	11.0%
2412	Financial and investment advisers	2	0.4%

**# N030B: ISCO**

Value	Label	Cases	Percentage
2413	Financial analysts	2	0.4%
2421	Management and organization analysts	4	0.9%
2422	Policy administration professionals	0	
2423	Personnel and careers professionals	0	
2424	Training and staff development professionals	1	0.2%
2431	Advertising and marketing professionals	1	0.2%
2432	Public relations professionals	1	0.2%
2433	Technical and medical sales professionals (excluding ICT)	0	
2434	Information and communications technology sales professional	3	0.7%
2511	Systems analysts	1	0.2%
2512	Software developers	0	
2513	Web and multimedia developers	0	
2514	Applications programmers	0	
2519	Software and applications developers and analysts not elsewhere	1	0.2%
2521	Database designers and administrators	0	
2522	Systems administrators	2	0.4%
2523	Computer network professionals	0	
2529	Database and network professionals not elsewhere classified	0	
2611	Lawyers	6	1.3%
2612	Judges	8	1.8%
2619	Legal professionals not elsewhere classified	5	1.1%
2621	Archivists and curators	0	
2622	Librarians and related information professionals	0	
2631	Economists	1	0.2%
2632	Sociologists, anthropologists and related professionals	1	0.2%
2633	Philosophers, historians and political scientists	0	
2634	Psychologists	1	0.2%
2635	Social work and counselling professionals	4	0.9%
2636	Religious professionals	0	
2641	Authors and related writers	0	
2642	Journalists	1	0.2%
2643	Translators, interpreters and other linguists	1	0.2%
2651	Visual artists	0	
2652	Musicians, singers and composers	0	
2653	Dancers and choreographers	1	0.2%
2654	Film, stage and related directors and producers	0	
2655	Actors	0	
2656	Announcers on radio, television and other media	0	
2659	Creative and performing artists not elsewhere classified	0	
3111	Chemical and physical science technicians	0	
3112	Civil engineering technicians	0	
3113	Electrical engineering technicians	0	
3114	Electronics engineering technicians	0	
3115	Mechanical engineering technicians	0	
3116	Chemical engineering technicians	0	

**# N030B: ISCO**

Value	Label	Cases	Percentage
3117	Mining and metallurgical technicians	0	
3118	Draughtspersons	0	
3119	Physical and engineering science technicians not elsewhere c	0	
3121	Mining supervisors	0	
3122	Manufacturing supervisors	0	
3123	Construction supervisors	0	
3131	Power production plant operators	1	0.2%
3132	Incinerator and water treatment plant operators	0	
3133	Chemical processing plant controllers	0	
3134	Petroleum and natural gas refining plant operators	0	
3135	Metal production process controllers	0	
3139	Process control technicians not elsewhere classified	0	
3141	Life science technicians (excluding medical)	0	
3142	Agricultural technicians	0	
3143	Forestry technicians	0	
3151	Ships' engineers	0	
3152	Ships' deck officers and pilots	0	
3153	Aircraft pilots and related associate professionals	0	
3154	Air traffic controllers	0	
3155	Air traffic safety electronics technicians	0	
3211	Medical imaging and therapeutic equipment technicians	1	0.2%
3212	Medical and pathology laboratory technicians	2	0.4%
3213	Pharmaceutical technicians and assistants	0	
3214	Medical and dental prosthetic technicians	0	
3221	Nursing associate professionals	5	1.1%
3222	Midwifery associate professionals	0	
3230	Traditional and complementary medicine associate professiona	0	
3240	Veterinary technicians and assistants	0	
3251	Dental assistants and therapists	0	
3252	Medical records and health information technicians	0	
3253	Community health workers	3	0.7%
3254	Dispensing opticians	0	
3255	Physiotherapy technicians and assistants	0	
3256	Medical assistants	0	
3257	Environmental and occupational health inspectors and associa	1	0.2%
3258	Ambulance workers	0	
3259	Health associate professionals not elsewhere classified	1	0.2%
3311	Securities and finance dealers and brokers	0	
3312	Credit and loans officers	3	0.7%
3313	Accounting associate professionals	0	
3314	Statistical, mathematical and related associate professional	1	0.2%
3315	Valuers and loss assessors	0	
3321	Insurance representatives	0	
3322	Commercial sales representatives	1	0.2%
3323	Buyers	4	0.9%

**# N030B: ISCO**

Value	Label	Cases	Percentage
3324	Trade brokers	1	0.2%
3331	Clearing and forwarding agents	1	0.2%
3332	Conference and event planners	0	
3333	Employment agents and contractors	0	
3334	Real estate agents and property managers	0	
3339	Business services agents not elsewhere classified	2	0.4%
3341	Office supervisors	1	0.2%
3342	Legal secretaries	0	
3343	Administrative and executive secretaries	5	1.1%
3344	Medical secretaries	0	
3351	Customs and border inspectors	0	
3352	Government tax and excise officials	3	0.7%
3353	Government social benefits officials	2	0.4%
3354	Government licensing officials	0	
3355	Police inspectors and detectives	0	
3359	Regulatory government associate professionals not elsewhere	1	0.2%
3411	Police inspectors and detectives	1	0.2%
3412	Social work associate professionals	6	1.3%
3413	Religious associate professionals	2	0.4%
3421	Athletes and sports players	2	0.4%
3422	Sports coaches, instructors and officials	0	
3423	Fitness and recreation instructors and program leaders	0	
3431	Photographers	2	0.4%
3432	Interior designers and decorators	0	
3433	Gallery, museum and library technicians	0	
3434	Chefs	0	
3435	Other artistic and cultural associate professionals	0	
3511	Information and communications technology operations technic	2	0.4%
3512	Information and communications technology user support techn	0	
3513	Computer network and systems technicians	1	0.2%
3514	Web technicians	0	
3521	Broadcasting and audio-visual technicians	0	
3522	Telecommunications engineering technicians	0	
4110	General office clerks	0	
4120	Secretaries (general)	2	0.4%
4131	Typists and word processing operators	0	
4132	Data entry clerks	0	
4211	Bank tellers and related clerks	4	0.9%
4212	Bookmakers, croupiers and related gaming workers	0	
4213	Pawnbrokers and money-lenders	0	
4214	Debt-collectors and related workers	0	
4221	Travel consultants and clerks	0	
4222	Contact centre information clerks	0	
4223	Telephone switchboard operators	0	
4224	Hotel receptionists	0	

**# N030B: ISCO**

Value	Label	Cases	Percentage
4225	Enquiry clerks	0	
4226	Receptionists (general)	9	2.0%
4227	Survey and market research interviewers	0	
4229	Client information workers not elsewhere classified	1	0.2%
4311	Accounting and bookkeeping clerks	1	0.2%
4312	Statistical, finance and insurance clerks	0	
4313	Payroll clerks	0	
4321	Stock clerks	3	0.7%
4322	Production clerks	1	0.2%
4323	Transport clerks	0	
4411	Library clerks	0	
4412	Mail carriers and sorting clerks	0	
4413	Coding, proof-reading and related clerks	0	
4414	Scribes and related workers	0	
4415	Filing and copying clerks	0	
4416	Personnel clerks	0	
4419	Clerical support workers not elsewhere classified	1	0.2%
5111	Travel attendants and travel stewards	0	
5112	Transport conductors	1	0.2%
5113	Travel guides	3	0.7%
5120	Cooks	9	2.0%
5131	Waiters	1	0.2%
5132	Bartenders	8	1.8%
5141	Hairdressers	3	0.7%
5142	Beauticians and related workers	0	
5151	Cleaning and housekeeping supervisors in offices, hotels and	1	0.2%
5152	Domestic housekeepers	0	
5153	Building caretakers	0	
5161	Astrologers, fortune-tellers and related workers	0	
5162	Companions and valets	0	
5163	Undertakers and embalmers	0	
5164	Pet groomers and animal care workers	0	
5165	Driving instructors	0	
5169	Personal services workers not elsewhere classified	2	0.4%
5211	Stall and market salespersons	4	0.9%
5212	Street food salespersons	0	
5221	Shop keepers	20	4.5%
5222	Shop supervisors	4	0.9%
5223	Shop sales assistants	2	0.4%
5230	Cashiers and ticket clerks	18	4.0%
5241	Fashion and other models	0	
5242	Sales demonstrators	0	
5243	Door to door salespersons	0	
5244	Contact centre salespersons	0	
5245	Service station attendants	1	0.2%

**# N030B: ISCO**

Value	Label	Cases	Percentage
5246	Food service counter attendants	2	0.4%
5249	Sales workers not elsewhere classified	0	
5311	Child care workers	0	
5312	Teachers' aides	0	
5321	Health care assistants	0	
5322	Home-based personal care workers	0	
5329	Personal care workers in health services not elsewhere class	0	
5411	Fire-fighters	0	
5412	Police officers	0	
5413	Prison guards	0	
5414	Security guards	7	1.6%
5419	Protective services workers not elsewhere classified	0	
6111	Field crop and vegetable growers	1	0.2%
6112	Tree and shrub crop growers	1	0.2%
6113	Gardeners, horticultural and nursery growers	0	
6114	Mixed crop growers	2	0.4%
6121	Livestock and dairy producers	2	0.4%
6122	Poultry producers	0	
6123	Apiarists and sericulturists	1	0.2%
6129	Animal producers not elsewhere classified	1	0.2%
6130	Mixed crop and animal producers	2	0.4%
6210	Forestry and related workers	0	
6221	Aquaculture workers	0	
6222	Inland and coastal waters fishery workers	0	
6223	Deep-sea fishery workers	0	
6224	Hunters and trappers	0	
6310	Subsistence crop farmers	2	0.4%
6320	Subsistence livestock farmers	1	0.2%
6330	Subsistence mixed crop and livestock farmers	1	0.2%
6340	Subsistence fishers, hunters, trappers and gatherers	0	
7111	House builders	4	0.9%
7112	Bricklayers and related workers	0	
7113	Stonemasons, stone cutters, splitters and carvers	0	
7114	Concrete placers, concrete finishers and related workers	0	
7115	Carpenters and joiners	1	0.2%
7119	Building frame and related trades workers not elsewhere clas	0	
7121	Roofers	0	
7122	Floor layers and tile setters	0	
7123	Plasterers	0	
7124	Insulation workers	0	
7125	Glaziers	0	
7126	Plumbers and pipe fitters	1	0.2%
7127	Air conditioning and refrigeration mechanics	0	
7131	Painters and related workers	0	
7132	Spray painters and varnishers	0	

**# N030B: ISCO**

Value	Label	Cases	Percentage
7133	Building structure cleaners	0	
7211	Metal moulders and coremakers	0	
7212	Welders and flamecutters	1	0.2%
7213	Sheet-metal workers	0	
7214	Structural-metal preparers and erectors	0	
7215	Riggers and cable splicers	0	
7221	Blacksmiths, hammersmiths and forging press workers	0	
7222	Toolmakers and related workers	0	
7223	Metal working machine tool setters and operators	0	
7224	Metal polishers, wheel grinders and tool sharpeners	0	
7231	Motor vehicle mechanics and repairers	4	0.9%
7232	Aircraft engine mechanics and repairers	0	
7233	Agricultural and industrial machinery mechanics and repairer	1	0.2%
7234	Bicycle and related repairers	0	
7311	Precision-instrument makers and repairers	0	
7312	Musical instrument makers and tuners	0	
7313	Jewellery and precious-metal workers	0	
7314	Potters and related workers	0	
7315	Glass makers, cutters, grinders and finishers	0	
7316	Sign writers, decorative painters, engravers and etchers	0	
7317	Handicraft workers in wood, basketry and related materials	0	
7318	Handicraft workers in textile, leather and related materials	0	
7319	Handicraft workers not elsewhere classified	0	
7321	Pre-press technicians	0	
7322	Printers	0	
7323	Print finishing and binding workers	0	
7411	Building and related electricians	3	0.7%
7412	Electrical mechanics and fitters	0	
7413	Electrical line installers and repairers	0	
7421	Electronics mechanics and servicers	0	
7422	Information and communications technology installers and ser	2	0.4%
7511	Butchers, fishmongers and related food preparers	0	
7512	Bakers, pastry-cooks and confectionery makers	1	0.2%
7513	Dairy-products makers	0	
7514	Fruit, vegetable and related preservers	0	
7515	Food and beverage tasters and graders	0	
7516	Tobacco preparers and tobacco products makers	0	
7521	Wood treaters	0	
7522	Cabinet-makers and related workers	0	
7523	Woodworking-machine tool setters and operators	0	
7531	Tailors, dressmakers, furriers and hatters	3	0.7%
7532	Garment and related pattern-makers and cutters	0	
7533	Sewing, embroidery and related workers	1	0.2%
7534	Upholsterers and related workers	0	
7535	Pelt dressers, tanners and fellmongers	0	



# N030B: ISCO

Value	Label	Cases	Percentage
7536	Shoemakers and related workers	0	
7541	Underwater divers	0	
7542	Shotfirers and blasters	0	
7543	Product graders and testers (excluding foods and beverages)	0	
7544	Fumigators and other pest and weed controllers	0	
7549	Craft and related workers not elsewhere classified	0	
8111	Miners and quarriers	0	
8112	Mineral and stone processing plant operators	0	
8113	Well drillers and borers and related workers	0	
8114	Cement, stone and other mineral products machine operators	0	
8121	Metal processing plant operators	0	
8122	Metal finishing, plating and coating machine operators	0	
8131	Chemical products plant and machine operators	0	
8132	Photographic products machine operators	0	
8141	Rubber products machine operators	0	
8142	Plastic products machine operators	0	
8143	Paper products machine operators	0	
8151	Fibre preparing, spinning and winding machine operators	0	
8152	Weaving and knitting machine operators	0	
8153	Sewing machine operators	0	
8154	Bleaching, dyeing and fabric cleaning machine operators	0	
8155	Fur and leather preparing machine operators	0	
8156	Shoemaking and related machine operators	0	
8157	Laundry machine operators	0	
8159	Textile, fur and leather products machine operators not else	0	
8160	Food and related products machine operators	0	
8171	Pulp and papermaking plant operators	0	
8172	Wood processing plant operators	0	
8181	Glass and ceramics plant operators	0	
8182	Steam engine and boiler operators	0	
8183	Packing, bottling and labelling machine operators	0	
8189	Stationary plant and machine operators not elsewhere classif	0	
8211	Mechanical machinery assemblers	0	
8212	Electrical and electronic equipment assemblers	0	
8219	Assemblers not elsewhere classified	0	
8311	Locomotive engine drivers	0	
8312	Railway brake, signal and switch operators	0	
8321	Motorcycle drivers	2	0.4%
8322	Car, taxi and van drivers	19	4.3%
8331	Bus and tram drivers	0	
8332	Heavy truck and lorry drivers	1	0.2%
8341	Mobile farm and forestry plant operators	0	
8342	Earthmoving and related plant operators	0	
8343	Crane, hoist and related plant operators	1	0.2%
8344	Lifting truck operators	0	

# N030B: ISCO

Value	Label	Cases	Percentage
8350	Ships' deck crews and related workers	0	
9111	Domestic cleaners and helpers	0	
9112	Cleaners and helpers in offices, hotels and other establishm	1	0.2%
9121	Hand launderers and pressers	1	0.2%
9122	Vehicle cleaners	0	
9123	Window cleaners	0	
9129	Other cleaning workers	0	
9211	Crop farm labourers	2	0.4%
9212	Livestock farm labourers	2	0.4%
9213	Mixed crop and livestock farm labourers	0	
9214	Garden and horticultural labourers	1	0.2%
9215	Forestry labourers	0	
9216	Fishery and aquaculture labourers	0	
9311	Mining and quarrying labourers	0	
9312	Civil engineering labourers	0	
9313	Building construction labourers	1	0.2%
9321	Hand packers	0	
9329	Manufacturing labourers not elsewhere classified	1	0.2%
9331	Hand and pedal vehicle drivers	0	
9332	Drivers of animal-drawn vehicles and machinery	0	
9333	Freight handlers	0	
9334	Shelf fillers	0	
9411	Fast food preparers	0	
9412	Kitchen helpers	0	
9510	Street and related service workers	0	
9520	Street vendors (excluding food)	0	
9611	Garbage and recycling collectors	0	
9612	Refuse sorters	0	
9613	Sweepers and related labourers	1	0.2%
9621	Messengers, package deliverers and luggage porters	0	
9622	Odd job persons	0	
9623	Meter readers and vending-machine collectors	0	
9624	Water and firewood collectors	0	
9629	Elementary workers not elsewhere classified	0	
9999		9	2.0%
Sysmiss		16900	

Warning: these figures indicate the number of cases found in the data file. They cannot be interpreted as summary statistics of the population of interest.

# ISCO1N030B: ISCO\_FIRST\_LEVELN030B

<b>Information</b>	[Type= discrete] [Format=numeric] [Range= 1-99] [Missing=*]		
<b>Statistics [NW/ W]</b>	[Valid=440 /-] [Invalid=16905 /-]		
Value	Label	Cases	Percentage
1	Managers	67	15.2%
2	Professionals	131	29.8%
3	Technicians and associates professionals	55	12.5%

### # ISCO1N030B: ISCO\_FIRST\_LEVELN030B

Value	Label	Cases	Percentage
4	Clerical support workers	22	5.0%
5	Service and sales workers	86	19.5%
6	Skilled agricultural, forestry and fishery workers	14	3.2%
7	Craft and related trade workers	22	5.0%
8	Plant and machine operators and assemblers	23	5.2%
9	Elementary occupation	10	2.3%
10	Armed forces occupation	1	0.2%
99	Not stated	9	2.0%
Sysmiss		16905	

Warning: these figures indicate the number of cases found in the data file. They cannot be interpreted as summary statistics of the population of interest.

### # N050A: Word of mouth/family/friends

<b>Information</b>	[Type= discrete] [Format=numeric] [Range= 1-9] [Missing=*]
<b>Statistics [NW/ W]</b>	[Valid=1666 /-] [Invalid=15679 /-]

Value	Label	Cases	Percentage
1	Yes	1310	78.6%
2	No	344	20.6%
9	Missing value	12	0.7%
Sysmiss		15679	

Warning: these figures indicate the number of cases found in the data file. They cannot be interpreted as summary statistics of the population of interest.

### # N050B: Unsolicited / passing-by

<b>Information</b>	[Type= discrete] [Format=numeric] [Range= 1-9] [Missing=*]
<b>Statistics [NW/ W]</b>	[Valid=1666 /-] [Invalid=15679 /-]

Value	Label	Cases	Percentage
1	Yes	333	20.0%
2	No	1320	79.2%
9	Missing value	13	0.8%
Sysmiss		15679	

Warning: these figures indicate the number of cases found in the data file. They cannot be interpreted as summary statistics of the population of interest.

### # N050C: Internet, media

<b>Information</b>	[Type= discrete] [Format=numeric] [Range= 1-9] [Missing=*]
<b>Statistics [NW/ W]</b>	[Valid=1666 /-] [Invalid=15679 /-]

Value	Label	Cases	Percentage
1	Yes	1051	63.1%
2	No	602	36.1%
9	Missing value	13	0.8%
Sysmiss		15679	

Warning: these figures indicate the number of cases found in the data file. They cannot be interpreted as summary statistics of the population of interest.

### # N050D: LMIS

<b>Information</b>	[Type= discrete] [Format=numeric] [Range= 1-9] [Missing=*]
<b>Statistics [NW/ W]</b>	[Valid=1666 /-] [Invalid=15679 /-]

Value	Label	Cases	Percentage
1	Yes	93	5.6%

<b># N050D: LMIS</b>			
<b>Value</b>	<b>Label</b>	<b>Cases</b>	<b>Percentage</b>
2	No	1560	93.6%
9	Missing value	13	0.8%
Sysmiss		15679	
<i>Warning: these figures indicate the number of cases found in the data file. They cannot be interpreted as summary statistics of the population of interest.</i>			
<b># N050E: Job agents / bureaus</b>			
<b>Information</b>	[Type= discrete] [Format=numeric] [Range= 1-9] [Missing=*]		
<b>Statistics [NW/ W]</b>	[Valid=1666 /-] [Invalid=15679 /-]		
<b>Value</b>	<b>Label</b>	<b>Cases</b>	<b>Percentage</b>
1	Yes	101	6.1%
2	No	1552	93.2%
9	Missing value	13	0.8%
Sysmiss		15679	
<i>Warning: these figures indicate the number of cases found in the data file. They cannot be interpreted as summary statistics of the population of interest.</i>			
<b># N050F: Training institutions</b>			
<b>Information</b>	[Type= discrete] [Format=numeric] [Range= 1-9] [Missing=*]		
<b>Statistics [NW/ W]</b>	[Valid=1666 /-] [Invalid=15679 /-]		
<b>Value</b>	<b>Label</b>	<b>Cases</b>	<b>Percentage</b>
1	Yes	51	3.1%
2	No	1602	96.2%
9	Missing value	13	0.8%
Sysmiss		15679	
<i>Warning: these figures indicate the number of cases found in the data file. They cannot be interpreted as summary statistics of the population of interest.</i>			
<b># N050G: Other (specify)</b>			
<b>Information</b>	[Type= discrete] [Format=numeric] [Range= 1-9] [Missing=*]		
<b>Statistics [NW/ W]</b>	[Valid=1666 /-] [Invalid=15679 /-]		
<b>Value</b>	<b>Label</b>	<b>Cases</b>	<b>Percentage</b>
1	Yes	78	4.7%
2	No	1569	94.2%
9	Missing value	19	1.1%
Sysmiss		15679	
<i>Warning: these figures indicate the number of cases found in the data file. They cannot be interpreted as summary statistics of the population of interest.</i>			
<b># N050S: Other-Specify</b>			
<b>Information</b>	[Type= discrete] [Format=character] [Missing=*]		
<b>Statistics [NW/ W]</b>	[Valid=72 /-] [Invalid=0 /-]		
<b>Value</b>	<b>Label</b>	<b>Cases</b>	<b>Percentage</b>
ABITEKEREZA KUBWE		1	1.4%
AFFICHAGE		1	1.4%
AGIYE KWIKORERA		1	1.4%
ANITEKEREZA KU GITI CYE		1	1.4%

# N050S: Other-Specify

Value	Label	Cases	Percentage
APPLICATION AU BARREAU		1	1.4%
APPLICATION LETTERS		1	1.4%
ARAKISHAKIRA		1	1.4%
ARASHAKA KWIKORERA KU GITI CYE		1	1.4%
ARASHAKA KWIKORERA KUGITI CYE		1	1.4%
ARIMO KUZIGAMA		1	1.4%
ARIRARIZA WENYINE		1	1.4%
ATEGANYA KWIKORERA		1	1.4%
AZIKORERA		4	5.6%
DEMANDE D'EMPLOI		1	1.4%
DEPOSER LES DOSSIERS		1	1.4%
GUSA INGUZANYO MURI BANK		1	1.4%
GUSHAKA ICYEMEZO CYO GUTWIKA		1	1.4%
GUSHAKA IGISHORO		2	2.8%
GUSHAKISHA		1	1.4%
GUSOMA AMATANGAZO		1	1.4%
IBYIBEEYEMO		1	1.4%
KU BIKA AMAFARANGA Y'IGISHORO		1	1.4%
KU GITI CYE		1	1.4%
KUBAZA AHO KARI		1	1.4%
KUBIKA IGISHORO		2	2.8%
KUBITEKEREZU NY=JYENYINE		1	1.4%
KUDEGOZA		1	1.4%
KUGITIKE		1	1.4%
KUGUZA AKAGURA JEEP YE		1	1.4%
KUJYA KUBISABIRA		1	1.4%
KUZIGAMA AMAFARANGA		2	2.8%

# N050S: Other-Specify

Value	Label	Cases	Percentage
KWIBARIZA		1	1.4%
KWIGA AMASOKO		1	1.4%
KWIHANGIRA IMIRIMO		1	1.4%
KWIHANGIRA UMURIMO		1	1.4%
KWIHANGIRA UMURIMO(GUS		1	1.4%
KWIKORERA		4	5.6%
KWIKORERA IMIRIMO		1	1.4%
KWIKORERA KUGITI CYE UBWE		1	1.4%
KWITANGIRA UMURIMO		1	1.4%
KWITEGANYIR		1	1.4%
KWIYANDIKISH KURI POLICE		1	1.4%
KWIZIGAMIRA AMAFRANGA		1	1.4%
Kwihangira umurimo		1	1.4%
MBISHAKA KU GITI CYANJYE		1	1.4%
MOTO		1	1.4%
MU KARERE		1	1.4%
MUKAZI AHO ARI		1	1.4%
NANDITSE LETTRE NDAYIDEPOZA		1	1.4%
NDAKISHAKIR		1	1.4%
NIJYE BYITEKEREZA		1	1.4%
NIWE UBYIGIRAMO		1	1.4%
NIZIGAMIYE AMAFI		1	1.4%
RECOMANDATI		1	1.4%
RECRUTEMENT		1	1.4%
SON AMBITION		1	1.4%
UBUSARURO NIZIGAMIYE		1	1.4%
UMUSHINGA WIGISHA IBYA SALON		1	1.4%
YAKORAGA STAGE AHANTU		1	1.4%

**# N050S: Other-Specify**

Value	Label	Cases	Percentage
YARIZIGAMYE IMIRIMO		1	1.4%
ashobora no kuzikorera		1	1.4%
mbyibereyemo nzikorera ku giti		1	1.4%
niwe ku giti ke		1	1.4%

Warning: these figures indicate the number of cases found in the data file. They cannot be interpreted as summary statistics of the population of interest.

**# N060: Do you want to move away from your current residence to search for a new job?**

<b>Information</b>	[Type= discrete] [Format=numeric] [Range= 1-9] [Missing=*]		
<b>Statistics [NW/ W]</b>	[Valid=17345 /-] [Invalid=0 /-]		
Value	Label	Cases	Percentage
1	Yes	13132	75.7%
2	No	4208	24.3%
9	Missing value	5	0.0%

Warning: these figures indicate the number of cases found in the data file. They cannot be interpreted as summary statistics of the population of interest.

**# N070: Why are you willing to move?**

<b>Information</b>	[Type= discrete] [Format=numeric] [Range= 1-9] [Missing=*]		
<b>Statistics [NW/ W]</b>	[Valid=13132 /-] [Invalid=4213 /-]		
Value	Label	Cases	Percentage
1	Better salary/ rel benefits	10944	83.3%
2	Better working conditions	1684	12.8%
3	Exposure	24	0.2%
4	Security	141	1.1%
5	Other(specify)	323	2.5%
9	Missing value	16	0.1%
Sysmiss		4213	

Warning: these figures indicate the number of cases found in the data file. They cannot be interpreted as summary statistics of the population of interest.

**# N070S: Other-Specify**

<b>Information</b>	[Type= discrete] [Format=character] [Missing=*]		
<b>Statistics [NW/ W]</b>	[Valid=305 /-] [Invalid=0 /-]		
Value	Label	Cases	Percentage
ABONYE AHO AKO YIGA BIMWOROHEY		1	0.3%
ABONYE AKAZI AHANDI		1	0.3%
ABONYE UBURYO BUTUMA YIGA		1	0.3%
AFFECTATION		1	0.3%
AHANDI YAKORA ANIGA		1	0.3%

# N070S: Other-Specify

Value	Label	Cases	Percentage
AHANTU HABONEKA UBUMENYI		1	0.3%
AHANTU HARI ITERAMBERE		1	0.3%
AHARIHOSE HARI SALAIRE ITUBUTS		1	0.3%
AHEGEREYE / KWEGERA AMASHURI		1	0.3%
AHEGEREYE UMURYANGO		1	0.3%
AHINDURIWE INSHINGANO		1	0.3%
AHO AKORA BYAGENDAGAI		1	0.3%
AHO BAKORESHA ICYONGEREZA		1	0.3%
AHO NASHOBORA GUKOMEZA KWIGA		1	0.3%
AHO NSHOBORA GUKOMEREZA KWIGA		1	0.3%
AHO URUGANDA RWANYOHERE		1	0.3%
AHO YAZAMURA UBUMENYI BIMWOROH		1	0.3%
AHOYOHEREJW HOSE		1	0.3%
AJYA AHO MUSENYERI AMWOHEREJE		1	0.3%
AKAZI GAHA AVANTAGE UMUKOZI		1	0.3%
AKO NKORA KARAMUTSE KANANIYE		1	0.3%
AKONKORA KARIMO IMVUNE		1	0.3%
AKORA AKAZI KAMUVUNA CYANE		1	0.3%
AMASEZERANC		1	0.3%
AMASEZERANC YAGIRANYE N'TORER		1	0.3%
AMASOMO		1	0.3%



# N070S: Other-Specify

Value	Label	Cases	Percentage
AMASOMO/ KWIGA		1	0.3%
APPOINTMENT		1	0.3%
ARANANIWE		1	0.3%
ARI MUTATION MPAHWE		1	0.3%
BABONYE IKIRAKA AHANDI		1	0.3%
BAFASHWE NABI GUKORA CYANE		1	0.3%
BAHINDURWA N'UBUYOBOZI BW'ITOR		1	0.3%
BAMPAYE MUTATION		2	0.7%
BAMWIMUYE		1	0.3%
BANYIMUYE		1	0.3%
BANYIMUYE(M		1	0.3%
BARAMWIMUR		1	0.3%
BITERWA NAHO BAMUSHYIRA AKORA		1	0.3%
BITEWE N'UBUTUMWA BWA CONGREGA		1	0.3%
BITEWE NA GAHUNDA YA LETA		1	0.3%
BITEWE NO KWIRUKANWA		1	0.3%
BYATERWA N UKO BANYOHEREZA		1	0.3%
BYATERWA NAHO UBONYE AKAZI		1	0.3%
COMMUNAUTE IMUHINDUYE		1	0.3%
CONGREGATIO		1	0.3%
CONGREGATIO ABARIZWAMO YAMWIM		1	0.3%
CONGREGATIO IBINTEGETSE		1	0.3%
CONGREGATIO INYIMUYE		1	0.3%
CONTRACT IRANGIYE		1	0.3%

# N070S: Other-Specify

Value	Label	Cases	Percentage
CYERETSE BANYIMUYE		1	0.3%
DECISION DE L'ETAT		1	0.3%
DEPLACEMENT		1	0.3%
DEPLACEMENT IRAGOYE		2	0.7%
DIOCESE IKWIMURA IKO ISHAKA		1	0.3%
EGLISE IMWOHEREJE		1	0.3%
FACILITE DE TRANSPORT MU KAZI		1	0.3%
FAVORISATION DES ETUDES		1	0.3%
GAHUNDA Y'ITORERO		1	0.3%
GASHAKA KWIKORERA		1	0.3%
GUFATWA KIMWE NKABANDI		1	0.3%
GUHINDURA EXPERIENCE		1	0.3%
GUKOMEZA AMASOMO		1	0.3%
GUKOMEZA KUVUGA UBUTUMWA		1	0.3%
GUKOMEZA KWAMAMAZA IJAMBO IMAN		1	0.3%
GUKOMEZA KWIGA		1	0.3%
GUKORA HAFI Y'ISHULI		1	0.3%
GUKORA IBYO NIGIYE		1	0.3%
GUKORA IBYO YIZE		1	0.3%
GUKORASHA DIPLOME AFITE UBU		1	0.3%
GUKORERA AHANDI IVUGABUTUMV		1	0.3%
GUKORERA IMANA		1	0.3%
GUKURIKIRAN. AMASOMO		1	0.3%
GUSANGA FAMILLE		1	0.3%

# N070S: Other-Specify

Value	Label	Cases	Percentage
GUSHAKA AHEGEREYE ISHURI NKIGA		1	0.3%
GUSHAKA AKANDI KAZI		1	0.3%
GUSHAKA KWIKORERA		1	0.3%
GUSHAKA KWINJIRA MURI DOMAINE		1	0.3%
GUSHAKA UBUMENYI BURUSHIJEHO		1	0.3%
GUSHAKA UBUMENYI BWISUMBUYE		1	0.3%
GUSHAKA UBUNDI BUMENYI		1	0.3%
GUSHAKA UMUGABO		1	0.3%
GUSHAKA UMUGABO(KUJ HAFI YE)		1	0.3%
GUSHOBORA KWIGA		1	0.3%
GUTERA IMBERE		1	0.3%
HABAYEHO MUTATION		1	0.3%
HAFI Y'AKAZI		1	0.3%
HARI INYUNGU ZIRUTA IZO AHONDI		1	0.3%
IBIJANYE NIBYO NIZE SOCIOLOGI		1	0.3%
IF IT'S UNDER AFTEC(AFTEC)		1	0.3%
IF IT'S UNDER GISTECH		1	0.3%
IMANA IBIVUZE		1	0.3%
IMANA INTUMYE AHANDI		1	0.3%
IMPAMVU Y'UMUHAMAG.		1	0.3%
IMPAMVU YO KWIGA		1	0.3%
IMPAMVU Z'UMURYANGC		1	0.3%
IMPAMVU ZO GUSHAKA		1	0.3%

# N070S: Other-Specify

Value	Label	Cases	Percentage
IMYANZURO IFATWA N'ABABIKIRA		1	0.3%
INYUGUZI IGIHUGU		1	0.3%
INYUNGU Z'AKAZI		1	0.3%
INYUNGU Z'IGIHUGU		2	0.7%
INYUNGU Z'UMURYANGC		2	0.7%
INYUNGU Z'UMURYANGU		1	0.3%
INYUNGU ZO KWEGERA UMURYANGO		1	0.3%
ISE YASHATSE KUMUSUBIZA UGANDA		1	0.3%
ITORERO RIMWOHEREJE AHANDI		1	0.3%
ITORERO RINYIMUYE		1	0.3%
ITORERO RIPANZE KO NIMUKA		1	0.3%
IVUGABUTUMV		7	2.3%
IVUGABUTUMV HOSE HOSE		1	0.3%
KEREKA ITORERO RMWHREJE AHANDI		1	0.3%
KERETSE ARAMUTSE ASHATSE		1	0.3%
KERETSE UMURYANGO WABIHAYE IMA		1	0.3%
KERETSE YIRUKANYWE KU KAZI		1	0.3%
KONGERA UBUMENYI		1	0.3%
KONGERA UBUMENYI MU KAZA AKORA		1	0.3%
KONGERA UBUMUNYI		1	0.3%
KU BWINDAHIRO YAGIRANYE ADEPR		1	0.3%

# N070S: Other-Specify

Value	Label	Cases	Percentage
KUBA YAKWEGERA MU RUGO		1	0.3%
KUBA YASHOBORAGU GUKOMEZA KWIG		1	0.3%
KUBERA AKAZI NKORA KAGIYE KURA		1	0.3%
KUBERA TRANSFER YA EWASA		1	0.3%
KUBERA UMUHAMAGAFU WIMANA		2	0.7%
KUBERA UMUHAMAGAFU WO GUKORERA		1	0.3%
KUBERA UMUKORESHA, AKAZI		1	0.3%
KUBERA UMURYANGO URI KURE YE		1	0.3%
KUBONA CONTRACT		1	0.3%
KUBONA UBUMENYI BUNDI		1	0.3%
KUBONA UKO YAKORA ARIGA		1	0.3%
KUBUNO UBURYO BWIZA BWIMIBEREH		1	0.3%
KUBWU MUHAMAGARU		1	0.3%
KUGIRA UBUMENYI BURENZE		1	0.3%
KUGIRANGO YEGERE UMURYANGO WE		1	0.3%
KUGIRANGO YIGE		1	0.3%
KUJYA AHO NABONA UBUNDI BUMENYI		1	0.3%
KUJYA AHO NABONA UBURYO KWIGA		1	0.3%

# N070S: Other-Specify

Value	Label	Cases	Percentage
KUJYA AHOYAKWIYU UBUMENYI		1	0.3%
KUJYA GUKORA IBYO NIZE		1	0.3%
KUJYA HAFI Y'UMUJYI		1	0.3%
KUJYA HAFI Y'UMURYANGC		2	0.7%
KUJYA HAFI YO MURUGO		1	0.3%
KUJYA KUVUGA IJAMBO RY'IMANA		1	0.3%
KUJYA KWIGA		3	1.0%
KUMPAMVU YA CONGREGATIO Y'ABE		1	0.3%
KUMVIRA IMANA		1	0.3%
KUNGUKA UBUMENYI		1	0.3%
KUNYUNGU Z'IGIHUGU		1	0.3%
KUNYUNGUZA ADEPR NO KWIMUKA		1	0.3%
KURAHURA UBUMENYI KUBOHANZE		1	0.3%
KURE YA FAMILLE		1	0.3%
KURUGANDA BAMWIRUKAN		1	0.3%
KUVANGA KUMENYERAN. NABO		1	0.3%
KUVUGA UBUTUMWA		4	1.3%
KUVUGA UBUTUMWA BWIZA		1	0.3%
KUVUGUBUTU		1	0.3%
KUZAMURWA MU NTERA		1	0.3%
KW'IGAKURI BOURSSE Y'AKAZI		1	0.3%
KWAGUKA KW'IKIGO		1	0.3%

# N070S: Other-Specify

Value	Label	Cases	Percentage
KWAGURA UMURIMO W'IMANA		1	0.3%
KWEGERA ABO NGOMBA KWITAHU		1	0.3%
KWEGERA ABO UGOMBA KWITAHU		1	0.3%
KWEGERA AHO AKORERA		1	0.3%
KWEGERA AHO NKORERA		2	0.7%
KWEGERA AHO NOBONA UKO NIGA		1	0.3%
KWEGERA AHO YAKURA UBUMENYI		1	0.3%
KWEGERA AKAZI		2	0.7%
KWEGERA FAMILLE		2	0.7%
KWEGERA FAMILY		1	0.3%
KWEGERA ISHURI		2	0.7%
KWEGERA ITERAMBERE		1	0.3%
KWEGERA IWANJYE		1	0.3%
KWEGERA MURUGO IWE		1	0.3%
KWEGERA UMUGABO WE		1	0.3%
KWEGERA UMURYANGO		4	1.3%
KWEGERA UMURYANGO KUKO AHO ATU		1	0.3%
KWEGERA UMURYANGO WANJYE		1	0.3%
KWEGERA URUGO RWANJYE		1	0.3%
KWIGA		8	2.6%
KWIGA KU BURYO BWOROSHYE		1	0.3%

# N070S: Other-Specify

Value	Label	Cases	Percentage
KWIGISHA IJAMBO RYIMANA		1	0.3%
KWIKORERA		1	0.3%
KWIMUKA KU KAZI KU MUGABO		1	0.3%
Kubera umurimo w'ivugabutumwa		1	0.3%
LETA IMUHINDURIYE AKAZI		1	0.3%
MBONYE AKAZI KAMPEMBA NAKWIMUK		1	0.3%
MBONYE AKAZIKAMFAS		1	0.3%
MISSION Y'UMURYANGC		1	0.3%
MITATION		1	0.3%
MITATION Y'ABABIKIRA		1	0.3%
MPEUVE TRANSFERT		1	0.3%
MUGIHE MPINDURIWE AKAZI		1	0.3%
MUTATION		6	2.0%
NEW CHANGE		1	0.3%
NI KURE YA FAMILLE		1	0.3%
NI KURE YO MURUGO		1	0.3%
NIFUZA KWEGERA ISHURI		1	0.3%
NIKURE CYANE		1	0.3%
NKORERA MU GITURAGE SIMPAKUNDA		1	0.3%
NOMINATION		1	0.3%
NOMINATION		3	1.0%
NOMINATION PAR LES ECHELONS SU		1	0.3%
NSHAKA AHO NAKORA NKANIGA		1	0.3%
NSHAKA KUJYA KWIGA		1	0.3%
OPEN MIND		1	0.3%



# N070S: Other-Specify

Value	Label	Cases	Percentage
PARTAGER L'EXPERIENCE N'ABANDI		1	0.3%
PREFERRED PLACE		1	0.3%
PROBLEME FAMILIAUX		1	0.3%
SHARE OF EXPERIENCE		1	0.3%
TO UPGRADE MYSELF FOR NEW EXP.		1	0.3%
TRANSFERE		1	0.3%
TRANSFERT		1	0.3%
UBURRO BWO KWONGERA NIVEAU		1	0.3%
UBURYO BW'IVUGABUTU		1	0.3%
UBURYO BWIZA BWO KWIGA		2	0.7%
UBURYO BWO KWIGA		1	0.3%
UBUSHOBOZI N'UMWANYA		1	0.3%
UBUYOBOZI BUBISHATSE		1	0.3%
UMUHAMAGAF		11	3.6%
UMUHAMAGAF W'IMANA		2	0.7%
UMUKORASHA ANYIMUYE		1	0.3%
UMUKORESHA AMWIMUYE(MI)		1	0.3%
UMUNANIRO URENZE KUWUGABANY		1	0.3%
UMURIMO W'IMANA		2	0.7%
UMURYANGO KUKO AKORERA KURE		1	0.3%
UMURYANGO WE		1	0.3%
UMUTEKANO WE		1	0.3%
UMUVUGABUT AJYA HOSE YOHOR		1	0.3%
UMUVUGABUT UKORERA HOSE		1	0.3%

## # N070S: Other-Specify

Value	Label	Cases	Percentage
URUSENGERO RUMWOHEREJI AHANDI		1	0.3%
UWAMUNYA IBINDI BIHUGU		1	0.3%
Umuhamagaro		1	0.3%
VOCATION		1	0.3%
YARABIRAHIRI		1	0.3%
YIFUZA KONGERA UBUMENYI/ KWIGA		1	0.3%
YIYEMEJE GUKORERA IMANA		1	0.3%
YOHEREJWE N'IDINI		1	0.3%
YOHOREJWE N'ITORERO		1	0.3%
ahantu mbona uburyo bwo kwiga		1	0.3%
aho itorero ryantuma hose		1	0.3%
gukorera aho shobobora kwiga		1	0.3%
inyungu irenze kuyo mbona		1	0.3%
keretse abonye nutrition		1	0.3%
ku mpamvu z'umuryango		1	0.3%
kubasha kwiga		1	0.3%
kugira experience		1	0.3%
kujya muri domaine yibyo yize		1	0.3%
kuvuga ubutumwa		1	0.3%
kwegera umuryago		1	0.3%
kwegera famille		1	0.3%
kwegera umugabo		1	0.3%
kwiteza imbere		1	0.3%
mutation		1	0.3%
transfer de congregation		1	0.3%
umurimo wimana ngiye gukora		1	0.3%

Warning: these figures indicate the number of cases found in the data file. They cannot be interpreted as summary statistics of the population of interest.

<b># N080: Where do you want to move to?</b>			
<b>Information</b>		[Type= discrete] [Format=numeric] [Range= 1-9] [Missing=*]	
<b>Statistics [NW/ W]</b>		[Valid=13132 /-] [Invalid=4213 /-]	
<b>Value</b>	<b>Label</b>	<b>Cases</b>	<b>Percentage</b>
1	within Rwanda	4096	31.2%
2	Other EAC countries	506	3.9%
3	Other African counties/Rest of Africa	105	0.8%
4	Out of Africa	170	1.3%
5	Anywhere	8229	62.7%
9	Missing value	26	0.2%
Sysmiss		4213	
<i>Warning: these figures indicate the number of cases found in the data file. They cannot be interpreted as summary statistics of the population of interest.</i>			
<b># N090: If you don't want to move, please indicate why</b>			
<b>Information</b>		[Type= discrete] [Format=numeric] [Range= 1-9] [Missing=*]	
<b>Statistics [NW/ W]</b>		[Valid=4208 /-] [Invalid=13137 /-]	
<b>Value</b>	<b>Label</b>	<b>Cases</b>	<b>Percentage</b>
1	Family / dependents / friends	2873	68.3%
2	Different culture	191	4.5%
3	Too risky	169	4.0%
4	Language problems	78	1.9%
5	Lack skills / competence	212	5.0%
6	Lack certificate / authorisation	96	2.3%
7	Other (specify)	580	13.8%
9	Missing value	9	0.2%
Sysmiss		13137	
<i>Warning: these figures indicate the number of cases found in the data file. They cannot be interpreted as summary statistics of the population of interest.</i>			
<b># N09A: If you don't want to move, please indicate why</b>			
<b>Information</b>		[Type= discrete] [Format=numeric] [Range= 1-9] [Missing=*]	
<b>Statistics [NW/ W]</b>		[Valid=2438 /-] [Invalid=14907 /-]	
<b>Value</b>	<b>Label</b>	<b>Cases</b>	<b>Percentage</b>
1	Family / dependents / friends	214	8.8%
2	Different culture	321	13.2%
3	Too risky	432	17.7%
4	Language problems	393	16.1%
5	Lack skills / competence	537	22.0%
6	Lack certificate / authorisation	216	8.9%
7	Other (specify)	325	13.3%
9	Missing value	0	
Sysmiss		14907	
<i>Warning: these figures indicate the number of cases found in the data file. They cannot be interpreted as summary statistics of the population of interest.</i>			
<b># N09B: If you don't want to move, please indicate why</b>			
<b>Information</b>		[Type= discrete] [Format=numeric] [Range= 1-9] [Missing=*]	
<b>Statistics [NW/ W]</b>		[Valid=1109 /-] [Invalid=16236 /-]	

### # N09B: If you don't want to move, please indicate why

Value	Label	Cases	Percentage
1	Family / dependents / friends	51	4.6%
2	Different culture	66	6.0%
3	Too risky	88	7.9%
4	Language problems	222	20.0%
5	Lack skills / competence	256	23.1%
6	Lack certificate / authorisation	319	28.8%
7	Other (specify)	107	9.6%
9	Missing value	0	
Sysmiss		16236	

Warning: these figures indicate the number of cases found in the data file. They cannot be interpreted as summary statistics of the population of interest.

### # N090S: Other-Specify

Information [Type= discrete] [Format=character] [Missing=\*]

Statistics [NW/ W] [Valid=950 /-] [Invalid=0 /-]

Value	Label	Cases	Percentage
2		1	0.1%
A NEED OF EXPERIANCE IN RWANDA		1	0.1%
ABABYEYI NTIBABIMWEM		2	0.2%
ABANA N'UBUMUGA		1	0.1%
ABO KUKAZI		1	0.1%
ABO NKORERA DUKORANA NEZA		1	0.1%
ABOMFITE BARAHAGIJE		1	0.1%
ABONA AMAFARANGA AHAGIJE		1	0.1%
AFASHWE NEZA		2	0.2%
AFITE UBUMUGA		1	0.1%
AFITE UBWANDU ASHAKA GUKURIKIR		1	0.1%
AFITE UMUTEKANO UHAGIJE		1	0.1%
AFTER THIS WORK,I'II SET UP MY		1	0.1%
AGENGWA NA DIOCESE		1	0.1%
AGEZE MU ZABUKURU		3	0.3%

# N090S: Other-Specify

Value	Label	Cases	Percentage
AGEZE MUZABUKURU		3	0.3%
AGIYE GUKOMEZA AMASHURI		1	0.1%
AGIYE KUBA PENSIONNÉ		1	0.1%
AGIYE KUJYA MURI RETRAITE		1	0.1%
AHAGIJWE NAHO ARI		1	0.1%
AHANDI NDANYUZWE		1	0.1%
AHEMBWA NEZA KDI MUBURYO BWIZA		1	0.1%
AHO AKORA ARAHAKUNDA		1	0.1%
AHO AKORA ARAHASHIMA		1	0.1%
AHO AKORA ARAHISHIMIYE		1	0.1%
AHO AKORA BAMUFATA NEZA		2	0.2%
AHO AKORA BAZABONGER/ UMUSHAHA		1	0.1%
AHO AKORA HARAMUSHIMI		1	0.1%
AHO AKORA KARAMUNYUR		1	0.1%
AHO AKORA KARAMUNYUZ		1	0.1%
AHO AKORA NIHEZA NTACYO ABUZE		1	0.1%
AHO AKORA NTACYO HAMUTWAYE		1	0.1%
AHO AKORA NTAKIBAZO HAMUTEYE		1	0.1%
AHO AKORA UBU ARATUJE		1	0.1%
AHO AKORERA BAMUFASHENE		1	0.1%
AHO AKORERA HARAMUNOGE		1	0.1%

# N090S: Other-Specify

Value	Label	Cases	Percentage
AHO AKORERA HARAMUNYUZ		1	0.1%
AHO AKORERA NTA KIBAZO AHAFITE		1	0.1%
AHO ARI HARAMUNOGE		1	0.1%
AHO ARI HARAMUNYUZ		2	0.2%
AHO ARI NTA KIBAZO		1	0.1%
AHO ARI NTACYO HAMUTWAYE		4	0.4%
AHO ARI NTACYO HATWAYE.		1	0.1%
AHO ARI NTAKIBAZO AFITE		1	0.1%
AHO ARI YUMVA ATAHAVA		1	0.1%
AHO ATUYE YUMVA AHAKUNZE		1	0.1%
AHO INDI HARANSHIMISI		1	0.1%
AHO NDI NTACYO HANTWAYE		1	0.1%
AHO NDI NTAGOMBANG		1	0.1%
AHO NKIRERA NTACYBAZO MPAFITE		1	0.1%
AHO NKORA HAMPAYE AMAHORO		1	0.1%
AHO NKORA NTA KIBAZO MPAFITE		1	0.1%
AHO NKORA NTACYO HANTWAYE		2	0.2%
AHO NKORERA HARANYUZE		2	0.2%
AHO NKORERA HARANYUZE KANDI NI		1	0.1%
AHO NKORERA NDAHISHIMIYE		1	0.1%

# N090S: Other-Specify

Value	Label	Cases	Percentage
AHO NTUYE NI HAFI Y'AKAZI		1	0.1%
AHO NTUYE NUMVA NTACYO HANTWAY		1	0.1%
AHOMBA NTACYO HATWAYE		1	0.1%
AHONDI MEZE NEZA		1	0.1%
AHONDI MPEMBWA NEZA		1	0.1%
AHONDI NDATUYE		1	0.1%
AHONDI NTACYO HANTWAYE		2	0.2%
AKA KAZI KAMPAYE AMAHORO		1	0.1%
AKAZI AFITE ARAKISHIMIYE		1	0.1%
AKAZI AFITE GAHEMBANEZ		1	0.1%
AKAZI AFITE KARAMUSHIMI		1	0.1%
AKAZI AFITE NTACYO GATWAYE		1	0.1%
AKAZI AKORA KARAMUHAGI		4	0.4%
AKAZI AKORA KARAMUNYUZ		1	0.1%
AKAZI AKORA KARANYUZE		1	0.1%
AKAZI AKORA NTA BIBAZO BARAHUR		1	0.1%
AKAZI AKORA NTACYOKAMU		1	0.1%
AKAZI AKORA NTIKAMUBANC		1	0.1%
AKAZI ARIMO ARUMVA AGAKUNZE		1	0.1%
AKAZI K'ITORERO		1	0.1%
AKAZI KANJYE KARANYUZE		1	0.1%
AKAZI KANJYE NDAGAKUNDA		2	0.2%

# N090S: Other-Specify

Value	Label	Cases	Percentage
AKAZI KARAMUNYUZ NIKO YIGIYE		1	0.1%
AKAZI KE ARAGAKUNDA		1	0.1%
AKAZI KE ARAKISHIMIYE		1	0.1%
AKAZI KE KARAMUNYUZ		2	0.2%
AKAZI NDIHO NTAKIBAZO KANTEYE		1	0.1%
AKAZI NKORA KARANYUZE		1	0.1%
AKAZI NKORA NDAGAKUNDA		2	0.2%
AKAZI NKORA NTACYO GATWAYE		1	0.1%
AKAZI NTACYO GATWAYE		1	0.1%
AKAZI NTIKABIMWEM		1	0.1%
AKAZI NTIKABINYEMI		1	0.1%
AKAZI NTIKAMWEMEI		2	0.2%
AKENEYE KURUHUKA		1	0.1%
AKO AFITE KARAMUHAGIJ		1	0.1%
AKO AKORA KARAMUHAGIJ		1	0.1%
AKO AKORA KARAMUSHIMI		1	0.1%
AKO AKORA NTIKAMUVUNZI		1	0.1%
AKO MFITE KARAMPAGIJE		1	0.1%
AKONKOZA KARANYUZE		1	0.1%
AKORA HAFI Y' AHO ATUYE		1	0.1%
AKORA IBIJYANYE NIBYO YIZE		1	0.1%
AKORERA AHO ATUYE		1	0.1%
AKORERA HAFI YAHO ATUYE		1	0.1%
AKUNDA AKAZI		1	0.1%



**# N090S: Other-Specify**

Value	Label	Cases	Percentage
AKUNDA AKAZI KE		2	0.2%
AKUNDA AKO AKORA		1	0.1%
AKUNDA BK		1	0.1%
AKUNDA GUKORA HAFI Y'IWABO		1	0.1%
AKUNDA IGIHUGU		1	0.1%
AKUNDA IGIHUGU CYE		6	0.6%
AKUNDA KWITWA UMWENEGIHUGU		1	0.1%
AKUNDA MU RWANDA		2	0.2%
AKUNDA U RWANDA CYANE		1	0.1%
AKUNDA URWANDA		2	0.2%
AMAFARANGA MPEMBWA ARAHAGIJE		1	0.1%
AMASOMO		1	0.1%
AMATEGEKO ATUNGENGA NTABYEMERA		1	0.1%
AMATUNGO		1	0.1%
AMAZE KUHAMENYER. NTA MPAMVU		1	0.1%
AMAZE KUMENYEREA MURI CHUK		1	0.1%
AMENYEREYE AKAZI AKORA		1	0.1%
AMEREWE NEZA AHO AKORA		1	0.1%
AMEREWE NEZA MUKAZI AKORA		1	0.1%
ANOGWE N'UBURYO BWIZA BW'IMIK		1	0.1%
ANYUZWE N'AHO AKORA		2	0.2%
ANYUZWE N'AHO AKORERA		1	0.1%
ANYUZWE N'IMIKORERE YAHU AKORA		1	0.1%

### # N090S: Other-Specify

Value	Label	Cases	Percentage
ANYUZWE NAHO AKORA		3	0.3%
ANYUZWE NAHO AKORERA		1	0.1%
ANYUZWE NAHO ARI		3	0.3%
ANYUZWE NAKAZI		1	0.1%
ANYUZWE NUMUKORESH. NA SALAIRE		1	0.1%
ANYUZWE NUMUSHAHAR		1	0.1%
ARABUTSE NTA MPAMVU YO KUHAVA		1	0.1%
ARACYAKUNZI AKAZI AHO AKORERA		1	0.1%
ARACYARI MU ISHURI		1	0.1%
ARACYARI MUSHYA NTA BWO YAHAVA		1	0.1%
ARACYARI MUTO		1	0.1%
ARACYIGA		1	0.1%
ARAHAKUNDA		2	0.2%
ARAHISHIMIYE		2	0.2%
ARAHISHIMIYE CYANE AHO AKORA		1	0.1%
ARAKISHIMIYE		1	0.1%
ARAKUZE		8	0.8%
ARAKUZE AKENEYE KURUHUKA		1	0.1%
ARAKUZE ASHAKA GUFATA PANSION		1	0.1%
ARAKUZE NTABWO YABISHOBORA		1	0.1%
ARAKUZE NTABWO YAKWIMUKA		1	0.1%
ARAKUZE NTAHANDI YAKORERA		1	0.1%
ARANYUZWE		2	0.2%
ARANYUZWE NAHARI		1	0.1%

# N090S: Other-Specify

Value	Label	Cases	Percentage
ARANYUZWE NAHO ARI		1	0.1%
ARASHAJE		23	2.4%
ARASHAJE CYANE		1	0.1%
ARASHAJE CYANE(IZABU		1	0.1%
ARASHAJE NTABWO YAKWIMUKA		1	0.1%
ARASHAJE NTAHO YAJYA		2	0.2%
ARASHAJE NTIYAVA MU RWANDA		1	0.1%
ARASHAJE,ATE PENSION		1	0.1%
ARASHAJE/ ARAKUZE		1	0.1%
ARASHAKA GUFATA PENSION		1	0.1%
ARASHAKE		1	0.1%
ARATUYE		2	0.2%
ARI GUSAZA KWEGERA PANTION		1	0.1%
ARI HAFI Y'AKAZI		1	0.1%
ARI KWIGA(FORMA BIBLIQUE)		1	0.1%
ARI SATISFAIT AHO ARI		1	0.1%
ARIFUZA KWIGA ARIHIWE NA LETA		1	0.1%
ARIGA		4	0.4%
ARIGA NTI YAKWIMUKA		1	0.1%
ARIGA NTIYAJYA HANZE		1	0.1%
ARIKORERA		1	0.1%
ARIKORESHA MURI AKA KAZI		1	0.1%
ARIMO KWIGA NIJORO		1	0.1%
ARISAZIYE		4	0.4%

**# N090S: Other-Specify**

Value	Label	Cases	Percentage
ARUBATSE KANDI AKUNDA U RWANDA		1	0.1%
ARUMVA SHAKA GUHINDURA		1	0.1%
ASHAKA GUSHORA IMARI MU RWANDA		1	0.1%
ASHAKA KONGERA UBUMENYI		1	0.1%
ASHAKA KUBANZA KUBONA EXPERIEN		1	0.1%
ASHAKA KWIKORERA		1	0.1%
ASHIMISHIJWE N'AKAZI AKORA		1	0.1%
ASHIMISHIJWE NAHAKORA.		1	0.1%
ASHISHIMISHIJ N'AKAZI AKORA		1	0.1%
ASIGAJE IMYAKA 2 ABONE PANSION		1	0.1%
ATINYA HANZE		1	0.1%
ATUYE HAFI Y'AKAZI		1	0.1%
ATUYE HAFI YA AHO AKORA		1	0.1%
ATUYE HAFI YAKAZI		1	0.1%
ATUYE HAFI Y'AKAZI		1	0.1%
AYO ARIKUMANWA NKORA IBINDI		1	0.1%
AYO MPEMBWA ARAHAGIJE		1	0.1%
AZAJYA MURI PANSION		1	0.1%
AZIMUKA ARANGIJE KWIGA		1	0.1%
Aracyarimushya mukazi		1	0.1%

### # N090S: Other-Specify

Value	Label	Cases	Percentage
BADUHA ADVANTAGE TUTABONA AHAN		1	0.1%
BAFITE BUREAU 1 MU GIHUGU		1	0.1%
BAMFASHE NEZA		1	0.1%
BAMFASHE NEZA CYANE		1	0.1%
BAMPEMBA NEZA PAR NIVEAU		1	0.1%
BAMPEMBA NEZA NTABIBAZO		1	0.1%
BAMUFASHE NEZA		1	0.1%
BAMUFASHE NEZA ARAHAKUNDA		1	0.1%
BAMUHEMBA NEZA		1	0.1%
BARAMWIMUR ABAMUKURIYE		1	0.1%
BARENDA KUBONGEZA UMUSHAHARA		1	0.1%
BETTER WORKING CONDITION		1	0.1%
BIMFASHA MU MWIGIRE YANJYE		1	0.1%
BIMUFASHA KWIGA		1	0.1%
BIRANYOROHE KUJYA NO KUJYAYO		1	0.1%
BIRANYUZE GUKORERA AHO		1	0.1%
BOSS TUBANYE NEZA		1	0.1%
BUSINESS BIRAGENDA NEZA CYANE		1	0.1%
BUSINESS N'IYANGE IGENDA NEZA		1	0.1%
BUSINESS NI IYA FAMILLE		1	0.1%
BYAMPENDA CYANE		1	0.1%

**# N090S: Other-Specify**

Value	Label	Cases	Percentage
BYATERWA N'TORERO		1	0.1%
CAREER DEVELOPMENT		1	0.1%
CLIMAT NZIZA		1	0.1%
COMMUNAUTE		1	0.1%
COMMUNAUTE ARIMO NTIYABYEMER		1	0.1%
COMPLETE THE PROJECT&IS BEYONF		1	0.1%
CONDITION ZIBYO NAHISEMO		1	0.1%
CONFORTABLE		1	0.1%
CONLEGATIO Y'ABIHAYIMAN		1	0.1%
CONGREGATIO NIYO IMWIMURA		1	0.1%
COOPERATIVE SINAYITA		1	0.1%
CURRENT JOB IS INTERESTING		1	0.1%
DUHABWA AGACIRO KADUKWIYE		1	0.1%
EGLISE		2	0.2%
ELLE EST SATISFAITE		1	0.1%
ETRE STABLE		1	0.1%
EXPERIENCE AFITE MU RRA		1	0.1%
EXPERIENCE NKEYA		1	0.1%
GKUNDA IGIHUGU		1	0.1%
GOOD WORKING CONDITIONS		1	0.1%
GOOD WORKING GENDER IN RWANDA		1	0.1%
GUHAZWA NUDUSHAHAR, AHEMBWA		1	0.1%
GUHEMBWA NEZA		2	0.2%

# N090S: Other-Specify

Value	Label	Cases	Percentage
GUHEMBWA NEZA N'IMIKORERE MYIZ		1	0.1%
GUHEMBWA NEZA,		1	0.1%
GUHINDURANY		1	0.1%
GUKORANA NEZA N'UMUYOBORA		1	0.1%
GUKORANA NEZA NABANYIRI IKIGO		1	0.1%
GUKORERA AHO BATWOHEREJE		1	0.1%
GUKORERA AHO LETA IBOHEREJE		1	0.1%
GUKORERA IMANA IWABO NIBYO ASH		1	0.1%
GUKORERA IMANA N'UKWIHANGA		1	0.1%
GUKUNDA AHO ARI		1	0.1%
GUKUNDA AKAZI AKORA		1	0.1%
GUKUNDA AKAZI AKORA UBU		2	0.2%
GUKUNDA GUKORAMU CYARO		1	0.1%
GUKUNDA GUKORERA MU GIHUGU		1	0.1%
GUKUNDA IBYO AKORA		1	0.1%
GUKUNDA IGIHIGU		1	0.1%
GUKUNDA IGIHUGU		13	1.4%
GUKUNDA IGIHUGU CYANJYE		1	0.1%
GUKUNDA IGIHUGU CYE		1	0.1%
GUKUNDA KUGUMA IWABO		1	0.1%
GUKUNDA U RWANDA		1	0.1%

# N090S: Other-Specify

Value	Label	Cases	Percentage
GUKURA MUMYAKA[GU		1	0.1%
GUKURIKIRAN, IBIKORWA BYE		1	0.1%
GUKURKIRANA IBKORWA BYUBUHINZI		1	0.1%
GUSAZA		21	2.2%
GUSAZA KUBURA IMBARAGA		1	0.1%
GUSAZA NOKUNRANGIZ IBYOYAANGI		1	0.1%
GUSAZA,KUGEI MUZABUKURU		1	0.1%
GUSAZA.		1	0.1%
GUSAZIRA IWABO IMYAKA YIFUZA		1	0.1%
GUSHAKA GUKORERA IMANA		1	0.1%
GUSOZA		2	0.2%
GUTANGA UMUSANZU IN MY COUNTRY		1	0.1%
GUTEZA IMBERE IGIHUGU		1	0.1%
GUTURA HAFI YAKAZI		1	0.1%
GUTURA NEZA KUMUDUGUDU		1	0.1%
HAFI Y'AKAZI		2	0.2%
HAFI YAKAZI		1	0.1%
HAMUFASHA KWIGA,KONGE UBUMEN		1	0.1%
HAMUHA AMAHORO NIYO MPAMVU ATA		1	0.1%
HANO NI HAFI Y'ISHURI		1	0.1%
HANO NTA KIBAZO MFITE MEZE NEZ		1	0.1%
HANO NTIHAMUBANC		1	0.1%



# N090S: Other-Specify

Value	Label	Cases	Percentage
HANYOROHERI GUKOMEZA KWIGA		1	0.1%
HARANSHIMISI AHO NTUYE		1	0.1%
HARANYUZE		1	0.1%
HARI SECURITE KANDI NI IYAMBER		1	0.1%
HARIBYO TWEMERERWA UTABONAHANI		1	0.1%
HASHOBORA KUBA KURE		1	0.1%
HE DONT WANT TO MOVE CHANGE ES		1	0.1%
HE FFELS FINE WITH HIS JOB		1	0.1%
HE LIKE THE COUNTRY		1	0.1%
I AM CONFORTABLE RATH MY JOB		1	0.1%
I AM SATISFIED		1	0.1%
I DON'T WANT TO MOVE ONLY		1	0.1%
I FEEL COMFORTABLE WITH THE CO		1	0.1%
I HAVE A LOT OF THING AND I HA		1	0.1%
I HAVE TO FINISH CONTRACT		1	0.1%
I LOVE MY COUNTRY		1	0.1%
I'M HAPPY FOR MY JOB		1	0.1%
I'MGOOD WITH MY JOB		1	0.1%
IBIBAZO BYO KURWARA		1	0.1%
IBIKORWA BIHARI BIBYARA INYUNG		1	0.1%
IBYAKORA NIBYOYZE		1	0.1%

# N090S: Other-Specify

Value	Label	Cases	Percentage
IBYO AKORA ARABIKUNZE		1	0.1%
IBYO AKORA NI IMUHAMAGARWE		1	0.1%
IBYO NKENEYE NDABIHABWA		1	0.1%
IBYONKORA BIRANYUZE		1	0.1%
IKIBAZO CY'IMYAKA ARASHAJE		1	0.1%
IKIBAZO CY'IMYAKA IMAZE KWIGIR		1	0.1%
IKIBAZO CY'UBUSAZA		1	0.1%
IKIGERO CY'IMYAKA AGEZEMO Y'UB		1	0.1%
IKIGO KIRIHO GITERA IMBERE		1	0.1%
IM GOOD WITH MY JOB		1	0.1%
IMANA IFASHIRIZA AHO ARIHOHOSE		1	0.1%
IMBARAGA KE UBUMUGA		1	0.1%
IMIKORERE MYIZA		2	0.2%
IMIKORERE MYIZA Y'IKIGO		2	0.2%
IMIKORERE MYIZA YA BANQUE		1	0.1%
IMIKORERE MYIZA YA CAMPAGNIE		1	0.1%
IMISHINGA YE YAPFA		1	0.1%
IMITERERE Y'AKAZI AKORA		1	0.1%
IMITERERE YAKAZI KA GISIRIKARE		2	0.2%
IMITUNGO YABO		1	0.1%
IMITUNGO YE		1	0.1%

# N090S: Other-Specify

Value	Label	Cases	Percentage
IMPAMVU Z'AKAZI.		1	0.1%
IMPAMVU Z'IDINI		1	0.1%
IMPAMVU Z'INDAHIRO		1	0.1%
IMPAMVU Z'UBURWAYI		1	0.1%
IMPAMVU Z'UKO ATATA ISHURI		1	0.1%
IMPAMVU ZO GUSAZA		2	0.2%
IMYAKA		1	0.1%
IMYAKA (KUBA AMAZE KUBA MUKURU		1	0.1%
IMYAKA AFITE NTIBIMWEMER		1	0.1%
IMYAKA AFITE NTIYATUMA AGENDA		1	0.1%
IMYAKA IKUZE		1	0.1%
IMYAKA MYINSHI		3	0.3%
IMYAKA NIBIMWEMERE NIMYINSHI		1	0.1%
IMYAKA Y'UBUKURE		1	0.1%
IMYAKA YANJYE NTIBINYEMERI		1	0.1%
IMYAKA YE IRAGANA KURI PENSION		1	0.1%
IMYAKA YE ITABIMWEMER		1	0.1%
IMYAKA/ PANSION		1	0.1%
IMYEMERERE YANJYE NTIBINYEMERI		1	0.1%
IMYEMERERE YO MU IDINI		1	0.1%
INO NDAHAKUNDA NUMVA NTAHAVA		1	0.1%
INSHINGANO AFITE ATASIGA		1	0.1%

### # N090S: Other-Specify

Value	Label	Cases	Percentage
INSHINGANO ZITORERO YAHAWA		1	0.1%
INSHINGANO ZA PADIRI		1	0.1%
INTEGE NKEYA		1	0.1%
INYUNGU ZAWA		1	0.1%
INYUNGU ZE BWITE		1	0.1%
ITORERO		3	0.3%
ITORERO NIRYO RITUJYANA AHO RI		1	0.1%
IZA BUKURU		2	0.2%
IZABUKURU		23	2.4%
IZINDI NSHINGANO ZIMITUNGO		1	0.1%
KARAHAGIJE AKAZI NKORA		1	0.1%
KARAMPAGIJE AKO MFITE		1	0.1%
KEREKA ARANGIJE A1 YIGA MURI C		1	0.1%
KEREKA ARI UMUHAMAGAF		1	0.1%
KEREKA ASHWANYE NA BOSS		1	0.1%
KERETSE BAMPAYE MITATION		1	0.1%
KUBA AGEZE MUZABUKURU		1	0.1%
KUBA AKAZI AKORA GAUHUYE N'IBY		1	0.1%
KUBA AMAZEKUMEN AHO AKORERA		1	0.1%
KUBA ARI MUKURU		1	0.1%
KUBA ARI MUZABUKURU		1	0.1%
KUBA ATUYE HAFI Y'AKAZI		1	0.1%
KUBA MU RWANDA BIRAMUHAZE		1	0.1%

**# N090S: Other-Specify**

Value	Label	Cases	Percentage
KUBA NGEZE MU ZABUKURU		1	0.1%
KUBA NKUNDA UMUJYI WA KIGALI		1	0.1%
KUBA NTAHANDI AZI		1	0.1%
KUBA NTUYE HAFI Y'AKAZI		1	0.1%
KUBAHIRIZA INSHINGANO ST MARTH		1	0.1%
KUBANZA KWIGA.		1	0.1%
KUBERA ARI UMUHAMAGAF		1	0.1%
KUBERA CONTRACT ITARARANGIR/		1	0.1%
KUBERA GUSAZA		1	0.1%
KUBERA IKIBAZO CY'UBUMUGA		1	0.1%
KUBERA IMYAKA AGEZEMO		1	0.1%
KUBERA IZABUKURU		1	0.1%
KUBERA KO AKUZE		1	0.1%
KUBERA KO ARIWE WATANGIJE COMP		1	0.1%
KUBERAKO AKUZE		1	0.1%
KUBONA AKANDI KAZI NTIBYOROSHY		1	0.1%
KUBURA URUHUSHYA RW'ABABYEYI		1	0.1%
KUBYAZA UMUSARURO AHOARI		1	0.1%
KUDATESHUK/		1	0.1%
GUKORERA IMANA			
KUGENDA AGERA MUZABUKURU		1	0.1%

### # N090S: Other-Specify

Value	Label	Cases	Percentage
KUGUMA HAFI YAHO YIGA		1	0.1%
KUGUMA KUMUTUNGO WE		1	0.1%
KUGUMYA GUKORERA IMANA		1	0.1%
KUJYA MU ZABUKURU		1	0.1%
KUKAZI HARI IMIKORERE MYIZA		1	0.1%
KUKO ASHAJE		1	0.1%
KUKO ATAJYA KURE Y'ISHURI		1	0.1%
KUMVA UTEREKA ITORERO		1	0.1%
KUMYAKA YANJYE BIGIRA INGARUKA		1	0.1%
KUNYURWA N'UMUSHAHAR		1	0.1%
KUNYURWA NAHO AKORERA		1	0.1%
KUNYURWA NAKAZI AFITE		1	0.1%
KUNYURWA.		1	0.1%
KURANGIZA CONTRACT		1	0.1%
KUTAGIRA INDWARA		1	0.1%
KUTASIGA ITORERO		1	0.1%
KWANGA GUSIGA INZU UGAKODESHA		1	0.1%
KWANGA GUSIGA UMUTUNGO WE		1	0.1%
KWANGA GUTA PROJET YATANGIYE		1	0.1%
KWANGA GUTAKAZA AKAZI		1	0.1%
KWIGA		7	0.7%
KWIGA AHO ATUYE		1	0.1%

**# N090S: Other-Specify**

Value	Label	Cases	Percentage
KWIHANGIRA UMURIMO W'IMANA		1	0.1%
KWIMUKA BIRAHENDA		1	0.1%
KWISHIMIRA AHO AKORA		1	0.1%
KWISHIMIRA AKAZI AKORA		1	0.1%
KWISHIMIRA AKAZI.		1	0.1%
KWITANGIRA UMURIMO W'IMANA		1	0.1%
MAZE KUGIRA IMYAKA MYISHI		1	0.1%
MAZE KUMENYERA AHO NKORERA		1	0.1%
MBERE Y'AMSEZERAN YAGIRANYE N		1	0.1%
MBONA HAMBEREYE NTAKIBAZO		1	0.1%
MENYERANYE N'ABONKORER.		1	0.1%
MEZE NEZA		1	0.1%
MFITE IMIRIMO YINDI MU KILIZIY		1	0.1%
MPEMBWA NEZA		2	0.2%
MPEMBWA NEZA NTA KIBAZO		1	0.1%
MY SALARY IS ENOUGH		1	0.1%
NAMENYERAN NUMUKORESH.		1	0.1%
NARANGIJE KUBAKA NTAHANDI NAJY		1	0.1%
NARATUYE INO SINASHAKA KUHAVA		1	0.1%
NASEZERANYE GUKORA IBYO BAMPAY		1	0.1%

### # N090S: Other-Specify

Value	Label	Cases	Percentage
NDACYARI UMUNYESHURI		1	0.1%
NDACYIGA		2	0.2%
NDAHOBWE		1	0.1%
NDAKUZE		4	0.4%
NDAKUZE CYANE SINYABASHA		1	0.1%
NDAKUZE NTABWO NAKWIMUKA		1	0.1%
NDAKUZE NTABWO NASHOBORA KWIMU		1	0.1%
NDANISAZIYE		1	0.1%
NDANYUZWE		3	0.3%
NDANYUZWE NAHO INDI		1	0.1%
NDANYUZWE NAHO NDI		1	0.1%
NDASHAJE		10	1.1%
NDASHAJE NDAKUZE		1	0.1%
NDASHAJE NEGEREJE PANSION		1	0.1%
NDASHAKA GUSUBIRA KWIGA		1	0.1%
NDASHAKA KUJYAJA KWIGA		1	0.1%
NDASHOJE BIRAGENDA		1	0.1%
NDI HAFI Y'AKAZI		1	0.1%
NDI KWIGA		1	0.1%
NDI UMU POLICE BARANYOBOR.		1	0.1%
NDIFUZA KUYA NKAJYA KWIGA		1	0.1%
NDIKORERA SINABIREKA		1	0.1%
NDIKWIGA		1	0.1%
NDIKWIGA KERETSE NDANGIJE		1	0.1%
NDIMO KWIGA		1	0.1%



# N090S: Other-Specify

Value	Label	Cases	Percentage
NDIMOGUKOR, IBYO NIGIYE		1	0.1%
NDISAZIYE		4	0.4%
NDISAZIYE CYANE		1	0.1%
NDOROYE		1	0.1%
NEMEYE KUBA IWACU AHO NKOMOKA		1	0.1%
NGEZE MU ZABUKURU		1	0.1%
NGEZE MUZABUKURU		1	0.1%
NGIYE KWIGA		1	0.1%
NGOMBA GUFASHA UMURYANGO WANJY		1	0.1%
NI HAFI		1	0.1%
NI HAFI Y'AKAZI		3	0.3%
NI HAFI Y'AKAZI N'ISHURI		1	0.1%
NI HAFI Y'UMUHAMAG, WE		1	0.1%
NI HAFI Y'URUGO RWE		1	0.1%
NI HAFI YAHO ATUYE		2	0.2%
NI HAFI YAHO NTUYE		1	0.1%
NI HAFI YAKAZI		1	0.1%
NI HAFI YANGE		1	0.1%
NI MU MUGI NDAHAKUNDA		1	0.1%
NI MURI CAREER YANJYE		1	0.1%
NI MUTO		1	0.1%
NI UMU POLICE		1	0.1%
NI UMUMASOEUR NTAHANDI YAJYA		1	0.1%
NI UMUNYESHURI		1	0.1%
NI UMURIMO W'MANA NKORA HANO		1	0.1%

### # N090S: Other-Specify

Value	Label	Cases	Percentage
NIBWO NGITANGIRA AKAZI		1	0.1%
NIHAFI YA KAZI		1	0.1%
NIHAFI YAKAZI		1	0.1%
NIHAFI YO MURUGO		1	0.1%
NIHO MENYEREREYE		1	0.1%
NIHO YAKOZE KUVA KERA		1	0.1%
NIHO YISHIMIYE		1	0.1%
NIKO ARIKO KONYINE ASHOBOYE		1	0.1%
NIKO KAZI KANSHINISHIJE		1	0.1%
NIKO KAZI NSHOBOYE		1	0.1%
NIKO NAJE GUSHAKA MU RWANDA		1	0.1%
NISHIMIYE AKAZI NKORA		1	0.1%
NIWO MUHAMAGAR WE		1	0.1%
NKORA AKAZI NISHIMIYE		1	0.1%
NKORA NIGA.		1	0.1%
NKORANA NEZA NA BOSS WANGE		1	0.1%
NKUNDA AHO MVUKA		1	0.1%
NKUNDA AKAZI KANJYE		6	0.6%
NKUNDA AKAZI KANJYE NKORA UBU		1	0.1%
NKUNDA AKAZI NKORA		1	0.1%
NKUNDA CYANE URWANDA		1	0.1%
NKUNDA IGIHUGU		1	0.1%
NKUNDA IGIHUGU CYANGE		1	0.1%

# N090S: Other-Specify

Value	Label	Cases	Percentage
NKUNDA IGIHUGU CYANJE		1	0.1%
NKUNDA IGIHUGU CYANJYE		3	0.3%
NKUNDA IGIHUGU CYANJYE CYANE		1	0.1%
NKUNDA IGIHUNGU CYANJYE		1	0.1%
NKUNDA ITORERO		1	0.1%
NKUNDA IYI SALOON		1	0.1%
NKUNDA KUBA STABLE KU KAZI		1	0.1%
NKUNDA MU RWANDA		1	0.1%
NKUNDA U RWANDA RWACU		1	0.1%
NKUNDA UMUKORESHA WANGE		1	0.1%
NKUNDA UMURIMO WANJYE		1	0.1%
NKUNDA URWANDA		1	0.1%
NKUNDA URWANDA CYANE		1	0.1%
NKUNDA UYU MUGI(KIGALI)		1	0.1%
NKUNDU URWANDA CYANE		1	0.1%
NKURIJE UKO MFASHWE		1	0.1%
NSHAKA KUBAKA AHO NKORERA		1	0.1%
NSHOBORA KUBURA AKAZI NGIYE		1	0.1%
NSIGAJE 1 SEM. NGO NGE MU ZABU		1	0.1%
NTA BIBAZO AHURA NIBYO MU KAZI		1	0.1%

# N090S: Other-Specify

Value	Label	Cases	Percentage
NTA BURENGANZIR		1	0.1%
NTA BURENGANZIR AFITE BWOKWIY		1	0.1%
NTA BUSHOBOZI KUBERA UBUMUGA		1	0.1%
NTA BWO NKUNDA KUJARAJARA		1	0.1%
NTA HANDI YIFUZA GUKORERA		1	0.1%
NTA KANDI KAZI NKENEYE		1	0.1%
NTA KIBAZO		4	0.4%
NTA KIBAZO CYAHO AKORERA		1	0.1%
NTA KIBAZO KU KAZI		1	0.1%
NTA KIBAZO MFITE HANO KU KAZI		1	0.1%
NTA KIBAZO MFITE MU KAZI NKORA		1	0.1%
NTA MAKURU YA HANDI HARI AKAZI		1	0.1%
NTA MBARAGA KUBERA UBURWAYI		1	0.1%
NTA MPAMVU		3	0.3%
NTA MPAMVU IGARAGARA		1	0.1%
NTA MPAMVU YATUMA YIMUKA		1	0.1%
NTA MPAMVU YAVUZE		1	0.1%
NTA MPAMVU YO KWIMUKA		1	0.1%
NTA NTEGANYA GUHINDURA		1	0.1%
NTA YO YAVUZE		1	0.1%
NTABIMURIMO		1	0.1%
NTABISHAKA		2	0.2%

# N090S: Other-Specify

Value	Label	Cases	Percentage
NTABURENGEN BWO KWIMUKA		1	0.1%
NTABWO NDAGERA KU NTEGO YANZAN		1	0.1%
NTABWO YASIGA KW'ISAMBU		1	0.1%
NTABWO YATA AKAZI AFITE		1	0.1%
NTABWO YATA URUGO		1	0.1%
NTABYO ATEGANYA		1	0.1%
NTABYO NSHAKA		1	0.1%
NTACYO BYAMARIRA		1	0.1%
NTACYO HAMUTWAYE		5	0.5%
NTACYO HATWAYE		1	0.1%
NTAGAHUNDA IHARI		1	0.1%
NTAGITEKEREZ		1	0.1%
NTAGO ABYEMERWE		1	0.1%
NTAGO YIHITIRAMO AHO GUKORERA		1	0.1%
NTAHANDI NAPFA KUBONA AKAZI		1	0.1%
NTAHANDI NSHAKA GUKORERA		1	0.1%
NTAHANDI YABONA		1	0.1%
NTAHANO BINTWAYE		1	0.1%
NTAHO YAJYA ATARABONA UMUGABO		1	0.1%
NTAKANDI ASHAKA		1	0.1%
NTAKANDI KAZI NSHAKA		2	0.2%
NTAKANDI NKENEYE		1	0.1%

**# N090S: Other-Specify**

Value	Label	Cases	Percentage
NTAKIBAZO AGIRANA NUMUKORESH.		1	0.1%
NTAKIBAZO AKAZI KE KAMUTEYE		1	0.1%
NTAKIBAZO MFITE		1	0.1%
NTAKIBAZO NGIRANA NABANYOBOR.		1	0.1%
NTAKUNDA GUHORA YIRUKA IMISOZI		1	0.1%
NTAKUNDA KUJARAJARA		1	0.1%
NTAMAKURU MENYA YAH KABONEKA		1	0.1%
NTAMAKURU MFITE		1	0.1%
NTAMANANIZA ARI AHO AKORERA		1	0.1%
NTAMPAMVU		3	0.3%
NTANYUNGU MBONA YO KWIMUKA		1	0.1%
NTARARANGIZ KWIGA		1	0.1%
NTASHAKA GUHINDAGURA AKAZI		1	0.1%
NTASHIMYE AHO NDI		1	0.1%
NTASHOBORA GUKORERA ABANDI		1	0.1%
NTAYINDI MPAMVU		1	0.1%
NTAYO		1	0.1%
NTAZI GUSOMA		1	0.1%
NTEGEREJE AKAZI NUMVA NTAGAHIN		1	0.1%
NTEGEREJE RETRAITE		1	0.1%
NTIBYANSHIMI		1	0.1%
NTIBYEMEREW N'MATEGEKO		1	0.1%
NTIBYEMEWE		1	0.1%

**# N090S: Other-Specify**

Value	Label	Cases	Percentage
NTIBYEMEWE NTA BURENGANZIR		1	0.1%
NTIYABONA UMUGABANE WE		1	0.1%
NTIYABYEMER		1	0.1%
NTIYAHAVA,B/		1	0.1%
NTIYAHEMUKI SINA YARAHAKURIY		1	0.1%
NTIYAJYA KURE YITORERO AYOBORA		1	0.1%
NTIYAKWIMUK AHO ATUYE		1	0.1%
NTIYAKWIMUK KUBERA UBUMUGA		1	0.1%
NTIYATA FAMILY BUSINESS		1	0.1%
NTIYATA ITORERO		1	0.1%
NTIYATA UMUHAMAGAF WE		1	0.1%
NTIYATA UMURIMO W'IMANA		1	0.1%
NTIYATA URUGO		1	0.1%
NTIYAVA AHO AKORA		1	0.1%
NTIYAVA KWIVUKO		1	0.1%
NTIYAVA MU KAZI KE		1	0.1%
NTUJE IWANJYE KUNDA N'IGHUGU		1	0.1%
NTUYE HAFI Y'AKAZI		1	0.1%
NTUYE HAFI YAHU		1	0.1%
NUKO AHANDI NTABONA NAWANYA NK		1	0.1%
NUKO AHO ARI HARI CLIMAT NZIZA		1	0.1%

### # N090S: Other-Specify

Value	Label	Cases	Percentage
NUKO AHO NDI MFASHWE NEZA		1	0.1%
NUKO AHO NDI NTAKIBAZO		1	0.1%
NUKO AHONTUYE ARIWANJYE		1	0.1%
NUKO AKAZI NKORA NI KEZA		1	0.1%
NUKO ASHAJE		1	0.1%
NUKO HARIBYO BANYIJEJE,KU2		1	0.1%
NUKO MBANZIMVA		1	0.1%
NUKO NTA KIBAZO MFITE MU KAZI		1	0.1%
NUKO NZAVA HANO NIKORERA		1	0.1%
NUMU POLICE.		1	0.1%
NUMVA NKUNDA AKAZI KANJYE		1	0.1%
NUMVA NTAVA MURI AKAKAZI NDIMO		1	0.1%
NUMVA NTUJE NTAVA MU RWANDA		1	0.1%
NYOZWE NAKONKORA UBU		1	0.1%
NZAKAVANWA N'IZABUKURU		1	0.1%
Ndashoje		1	0.1%
OK IN PRESENT STATUS		1	0.1%
ORGANISATION Y'ITORERO		1	0.1%
OUR MISSION IS TO BE HERE BECO		1	0.1%
PA INTERESSE		1	0.1%
PERSONNAL CHOICE		1	0.1%



# N090S: Other-Specify

Value	Label	Cases	Percentage
POPULATION YINO YUMVA NEZA		1	0.1%
POST NZIZA		1	0.1%
REASON PERSONNEL		1	0.1%
SALAIRE IRAMPAGIJE		1	0.1%
SATISFAIT		1	0.1%
SATISFIED		1	0.1%
SHE CANT LEAVE THE BUISNESS		1	0.1%
SHE LIKES THE PLACE		1	0.1%
SIMBIAHAKA		1	0.1%
SIMBIMENYERI		1	0.1%
SIMBITEGANYA		1	0.1%
SINABONA AHO NIMIKIRA		1	0.1%
SINAREKA IVUGABUTUMV		1	0.1%
SINASIGA IBYANJYE		1	0.1%
SINASIGA IMIRIMA YANJYE		1	0.1%
SINASIGA ISAMBU YANJYE		1	0.1%
SINDARANGIZA AMASHURI		1	0.1%
SINGIZE ISAMBU YANJYE		1	0.1%
SINGOMBWA KWIMUKA		1	0.1%
SINIFUZA GUHINDURA AKAZI		1	0.1%
SINIFUZA GUSIGA INSHUTI MFITE		1	0.1%
SINKUNDA GUHORA NIMUKA		1	0.1%
SINSHAKA UVA MURI NYAGATARE		1	0.1%
SOEUR BIMUKA BOHEREJWE N'IMIRY		1	0.1%

### # N090S: Other-Specify

Value	Label	Cases	Percentage
STABILITE		5	0.5%
SUFFICIENT ADVANTAGES		1	0.1%
THERE IS NO NEED TO MORE SINCE		1	0.1%
TOHARE ADDRESS		1	0.1%
TWIMUKA BITEWE N'ITORERO		1	0.1%
TWIMUKA BITURUKA KWITORERO		1	0.1%
UBUKENE		1	0.1%
UBUKENE BW'AMAFARAN		1	0.1%
UBUKURE		1	0.1%
UBUMUGA BW'AMASO		1	0.1%
UBURWAYI BW'AMASO		1	0.1%
UBURWAYI BW'IGITUNTU		1	0.1%
UBURWAYI BW'UMUGONGG		1	0.1%
UBURYO BW'IZA BW'IMIKORERE		1	0.1%
UBURYO BW'IZA BW'IMIKORERE		1	0.1%
UBURYO BW'IZA BWO GUKORERAMO		1	0.1%
UBURYO BWO GUKORERAMO BW'IZA		1	0.1%
UBUSAZA		9	0.9%
UBUSAZA(IZAB		1	0.1%
UBUSHAKE		1	0.1%
UBUZIMA BWOROSHYE		1	0.1%
UBUZIMA NI BW'IZA I KIGALI		1	0.1%
UMUHAMAGAF		3	0.3%
UMUHAMAGAF W'MANA		2	0.2%
UMUHAMAGAF WE		1	0.1%
UMUHAMAGAF WE N'MANA		1	0.1%

# N090S: Other-Specify

Value	Label	Cases	Percentage
UMUKORESHA AMUHA IBYO AKANEYE		1	0.1%
UMUKORESHA WANJYE SINAMUREKA		1	0.1%
UMUNYESHURI		1	0.1%
UMURYANGO NTIWABYEMEF		1	0.1%
UMUSHAHARA MBONA NTACYO UNTWAY		1	0.1%
UMUSHAHARA MWIZA		1	0.1%
UMUSHAHARA UBONEKERA IGIHE		1	0.1%
UMUSHAHARA URAMUHAGIJE		1	0.1%
UMUSHAHARA URAMUHAGIJE KURI LV		1	0.1%
UMUSHAHARA W'UKWEZI		1	0.1%
UMUTEKANO MWIZA		1	0.1%
UMUTEKANO W'AKAZI		1	0.1%
UMUTEKANO W'IGIHUGU CYANGE		1	0.1%
UMUTEKANO W'IGIHUGU CYANJYE		1	0.1%
UWIHAYIMAN/		1	0.1%
UWO NKORERA TUBANYE NEZA		1	0.1%
Ukwemera umuhamagaro		1	0.1%
VOCATION		1	0.1%
YAHISEMO KWIKORERA		1	0.1%
YAMUGAYE AKABOKO		1	0.1%
YANYUZWE NAHO AKORERA		1	0.1%
YEGEREJE PENSION		1	0.1%
YEGEREYE AKAZI		2	0.2%

# N090S: Other-Specify

Value	Label	Cases	Percentage
YIFUZA KUHAGUMA AKAHAZAMUK		1	0.1%
YIHAYE IMANA		1	0.1%
YISHIMIYE AHO AKORA		2	0.2%
YISHIMIYE AHO AKORA ARAHAKUNZE		1	0.1%
YISHIMIYE AHO AKORA UBU		1	0.1%
YISHIMIYE AKAZI		1	0.1%
YISHIMIYE AKAZI KE		1	0.1%
YUMVA ASHAJE		1	0.1%
YUMVA ATAVA MURURWO RUSENGERO		1	0.1%
YUMVA ATUJE MUKAZI KE		1	0.1%
YUMVA NTAHO YAJYA KURE YISAZIY		1	0.1%
aha niho hanyoroheye		1	0.1%
aho akoraarahishimiye		1	0.1%
aho ari ntacyo hamutwaye		1	0.1%
akazi akora ntacyo kamutwaye		1	0.1%
anyuzwe n'ako afite		1	0.1%
avance sur salaire		1	0.1%
gukunda kwitwa umunyagihugu		1	0.1%
i'm good to my job		1	0.1%
i'm provid of my job		1	0.1%
impamvu z'uburwayi amaranye ig		1	0.1%
imyaka mfite ntiyemerera		1	0.1%
imyaka ye ntibimwemerera		1	0.1%

<b># N090S: Other-Specify</b>			
<b>Value</b>	<b>Label</b>	<b>Cases</b>	<b>Percentage</b>
ino ndahakunda		1	0.1%
izakuru		1	0.1%
ndanyuzwe nahon ndi		1	0.1%
ndashaje		1	0.1%
ndashaje sinakwimuka		1	0.1%
ndatuye mba mu nzu yajye		1	0.1%
niyongitangira		1	0.1%
nkunda iwanjye n'igihugu		1	0.1%
nkunda urwanda		1	0.1%
ntacyo hatwaye		1	0.1%
ntayo		1	0.1%
nuko akazi nkora ntacyo kantwa		1	0.1%
nyuzwe n'urwanda		1	0.1%
nyuzwe noho ndi		1	0.1%
ukwemera kwe, umuhamagaro		1	0.1%
uwo dukorana dukorana neza nta		1	0.1%
<i>Warning: these figures indicate the number of cases found in the data file. They cannot be interpreted as summary statistics of the population of interest.</i>			
<b># N091: If you only want to move within Rwanda or within EAC, please indicate why</b>			
<b>Information</b>	[Type= discrete] [Format=numeric] [Range= 1-9] [Missing=*]		
<b>Statistics [NW/ W]</b>	[Valid=4823 /-] [Invalid=12522 /-]		
<b>Value</b>	<b>Label</b>	<b>Cases</b>	<b>Percentage</b>
1	Family / dependents / friends	2811	58.3%
2	Different culture	310	6.4%
3	Too risky	104	2.2%
4	Language problems	465	9.6%
5	Lack skills / competence	381	7.9%
6	Lack certificate / authorisation	125	2.6%
7	Other (specify)	342	7.1%
9	Missing value	285	5.9%
Sysmiss		12522	
<i>Warning: these figures indicate the number of cases found in the data file. They cannot be interpreted as summary statistics of the population of interest.</i>			
<b># N09C: If you only want to move within Rwanda or within EAC, please indicate why</b>			
<b>Information</b>	[Type= discrete] [Format=numeric] [Range= 1-9] [Missing=*]		
<b>Statistics [NW/ W]</b>	[Valid=3406 /-] [Invalid=13939 /-]		
<b>Value</b>	<b>Label</b>	<b>Cases</b>	<b>Percentage</b>
1	Family / dependents / friends	298	8.7%
2	Different culture	614	18.0%

**# N09C: If you only want to move within Rwanda or within EAC, please indicate why**

Value	Label	Cases	Percentage
3	Too risky	327	9.6%
4	Language problems	778	22.8%
5	Lack skills / competence	647	19.0%
6	Lack certificate / authorisation	274	8.0%
7	Other (specify)	268	7.9%
9	Missing value	200	5.9%
Sysmiss		13939	

*Warning: these figures indicate the number of cases found in the data file. They cannot be interpreted as summary statistics of the population of interest.*

**# N09D: If you only want to move within Rwanda or within EAC, please indicate why**

<b>Information</b>	[Type= discrete] [Format=numeric] [Range= 1-9] [Missing=*]
<b>Statistics [NW/ W]</b>	[Valid=1826 /-] [Invalid=15519 /-]

Value	Label	Cases	Percentage
1	Family / dependents / friends	110	6.0%
2	Different culture	117	6.4%
3	Too risky	136	7.4%
4	Language problems	272	14.9%
5	Lack skills / competence	419	22.9%
6	Lack certificate / authorisation	448	24.5%
7	Other (specify)	125	6.8%
9	Missing value	199	10.9%
Sysmiss		15519	

*Warning: these figures indicate the number of cases found in the data file. They cannot be interpreted as summary statistics of the population of interest.*

**# N091S: Other-Specify**

<b>Information</b>	[Type= discrete] [Format=character] [Missing=*]
<b>Statistics [NW/ W]</b>	[Valid=710 /-] [Invalid=0 /-]

Value	Label	Cases	Percentage
.		4	0.6%
0		1	0.1%
2		1	0.1%
3		3	0.4%
9		9	1.3%
ABANYARWAN BAKENEYE UBUTUMWA		1	0.1%
ABONA URWANDA ARI RWIZA		1	0.1%
AFITE AKAZI KANDI ARATUJE		1	0.1%
AFITE IBIKORWA AKORA BIGENDA N		1	0.1%
AFITE IBYO YIKORERA MU RDA		1	0.1%

**# N091S: Other-Specify**

Value	Label	Cases	Percentage
AFITE UMUTEKANO UHAGIJE		1	0.1%
AGE DE TRAVAILLE		1	0.1%
AGEZE MU ZABUKURU		1	0.1%
AGIYE KONGERA KWIGA		1	0.1%
AHA NTAKIBAZO		1	0.1%
AHAFITE ABAVANDIMW		1	0.1%
AHANDI NIHEZA,IMANA YAHAMPERA		1	0.1%
AHANTU MENYEREYE GUKORERA		1	0.1%
AHEMBWA MAKE NTIYARENGA IGIHUG		1	0.1%
AHO AKORA YUMVA HAMUHAGIJE		1	0.1%
AKAZI AKORA KARAMUNYUZ		1	0.1%
AKAZI KANJYE NDAGAKUNZE		1	0.1%
AKAZI NTIKAMWEME KUGENDA		1	0.1%
AKAZI Y'ABA AFITE		1	0.1%
AKO AKORA YUMVA KAMUNYUZE		1	0.1%
AKORERA MU GIHUGU		1	0.1%
AKUNDA EAC GUSA		1	0.1%
AKUNDA GUKORERA MU KARERE KABO		1	0.1%
AKUNDA IGIHUGU CYA		1	0.1%
AKUNDA IGIHUGU CYACU		1	0.1%
AKUNDA IGIHUGU CYANE		1	0.1%

# N091S: Other-Specify

Value	Label	Cases	Percentage
AKUNDA IGIHUGU CYE		16	2.3%
AKUNDA IGIHUGU CYE KANDI NI CY		1	0.1%
AKUNDA IGIHUGU N'UMTKANO WACYO		1	0.1%
AKUNDA IGIHUGU YAKIVUKIYEM		1	0.1%
AKUNDA IGIHUGUCYE		1	0.1%
AKUNDA IGIHUGUKE CYANE		1	0.1%
AKUNDA IGUHUGU KUBERUMUTEI		1	0.1%
AKUNDA KUGUMA MU RWANDA.		1	0.1%
AKUNDA U RWANDA		6	0.8%
AKUNDA U RWANDA CYANE NTIYAHAV		2	0.3%
AKUNDA U RWANDA KUBERA BSNESS		1	0.1%
AKUNDA UMUTEKANO W'IGIHUGU		1	0.1%
AKUNDA URWANDA		4	0.6%
AKUNDA URWANDA CYANE		1	0.1%
AKUNDA URWANDA NTIYAHARENG		1	0.1%
AKUNZE IGIHUGU CYE CYANE		1	0.1%
AKUNZE IGIHUGU CYE.		1	0.1%
AKUNZE URWANDA CYANE		1	0.1%
AMAFARANGA Y'URUGENDO		1	0.1%
AMAJYAMBERI ARI MU RWANDA		1	0.1%



**# N091S: Other-Specify**

Value	Label	Cases	Percentage
AMASOMO AFITE MU RWANDA		1	0.1%
AMAZE GUKURA		1	0.1%
ANKUNDA IGIHUGU CYANJYE		1	0.1%
ARACYIGA		1	0.1%
ARAHAKUNDA		1	0.1%
ARAKUNDA EAC		1	0.1%
ARAKUZE		4	0.6%
ARAKUZE AFITE IMYAKA MYINSHI		1	0.1%
ARAKUZE ARASHAJE		1	0.1%
ARASHAJE		6	0.8%
ARASHAJE NTAMBARAGA		1	0.1%
ARASHAJE NTASHAKA KUJARAJARA		1	0.1%
ARASHAKA GUKORERA IGIHUGU		1	0.1%
ARASHAKA KWIKORERA		1	0.1%
ARI KAVUKIRE		1	0.1%
ARIGA KDI YIGA MU RWANDA		1	0.1%
ARIMO KWIGA		1	0.1%
ASHAKA GUTEZIMBERE IGIHUGU CYE		1	0.1%
ASHAKA KUGEZA UBUVUZI MURI EAC		1	0.1%
AVEC L'AGE		1	0.1%
BAMUHEMBA NEZA		1	0.1%
BARAKORA KUGEZA BUCYEYE		1	0.1%
BECAUSE OF MY STURDIES		1	0.1%
BIRAHENZE		1	0.1%

# N091S: Other-Specify

Value	Label	Cases	Percentage
BOSS AMUKEMURIR/ IBIBAZO		1	0.1%
BYAMFASHA KUGERA AHANDI NIFUZA		1	0.1%
BYAMWOROHE		1	0.1%
CLIMAT FAVORABLE A SA VIE		1	0.1%
CLIMAT NZIZA		1	0.1%
CONTRACT GUKORERA MU RDA GUSA		1	0.1%
CONTRACT YAKAZI		1	0.1%
CREATIVITE		1	0.1%
EAC		1	0.1%
EAC KUKO BAKORESHA ICYONGEREZA		1	0.1%
ESPRIT DE PATRIOTISME		1	0.1%
ESPRIT NOSTALGIK QUE L'INTERVI		1	0.1%
GUARANTEE Y'UMUSHAHAR		1	0.1%
GUBUNDA IGIHUGU		1	0.1%
GUHEBWA NEZA		1	0.1%
GUKEMURA IBIBAZO BINDEBA		1	0.1%
GUKOMEZA AMASOMO		1	0.1%
GUKOMEZA KWIGA		1	0.1%
GUKOMEZA KWIGA[ARI MU MWAKA 1		1	0.1%
GUKORERA IGIHUGU		3	0.4%
GUKORERA IGIHUGU CYE		1	0.1%
GUKORERA IGIHUGU.		1	0.1%
GUKORERA MU RWANDA NTACYO BINT		1	0.1%

# N091S: Other-Specify

Value	Label	Cases	Percentage
GUKUNDA AHO AKORERA		1	0.1%
GUKUNDA I GIHUGU		2	0.3%
GUKUNDA IGIHUGU		99	13.9%
GUKUNDA IGIHUGU CYANE		2	0.3%
GUKUNDA IGIHUGU CYANJYE CYANE		1	0.1%
GUKUNDA IGIHUGU CYAWE		1	0.1%
GUKUNDA IGIHUGU CYE		5	0.7%
GUKUNDA IGIHUGU CYE CY'AMAVUKI		1	0.1%
GUKUNDA IGIHUGU CYE CY'AMAVUKO		1	0.1%
GUKUNDA IGIHUGU CYE.		1	0.1%
GUKUNDA IGIHUGU CYU RWANDA		1	0.1%
GUKUNDA IGIHUGU NO GUKURIKIRA		1	0.1%
GUKUNDA IGIHUGU,NI KAVUKIRE		1	0.1%
GUKUNDA IGIHUGU.		4	0.6%
GUKUNDA IGIHUGUYCE		1	0.1%
GUKUNDA IGIHUNDU.		1	0.1%
GUKUNDA IGIHUNGU		3	0.4%
GUKUNDA IGUHUGU		2	0.3%
GUKUNDA KUBAHO YITWA UMWENEGIH		1	0.1%
GUKUNDA KWITWA UMWENEGIHU		1	0.1%
GUKUNDA POLITIQUE Y'IGIHUGU		1	0.1%

**# N091S: Other-Specify**

Value	Label	Cases	Percentage
GUKUNDA REGION DE GRANDS LACS		1	0.1%
GUKUNDA U RWANDA		16	2.3%
GUKUNDA URWANDA		11	1.5%
GUKUNDA URWANDA CYANE.		1	0.1%
GUKUNDA URWANDA\		1	0.1%
GUKUNDI IGIHUGU		3	0.4%
GUKURA.		1	0.1%
GUSAZA		6	0.8%
GUSAZA NOKUGUMA MWISHYIRAHA		1	0.1%
GUSHAKA IMIBEREHO		1	0.1%
GUSHESHA AKANGUHE		1	0.1%
GUSUBIRA KWIGA		1	0.1%
GUTANGA UMUSANZU KU GIHUGU		1	0.1%
GUTEZA IMBERE EAC		1	0.1%
GUTEZA IMBERE IGIHUGU		3	0.4%
GUTEZA IMBERE IGIHUGU CYACU		1	0.1%
GUTEZA IMBERE IGIHUGU CYANJE		1	0.1%
GUTEZA IMBERE IGIHUGU.		1	0.1%
GUTURA HAFI Y'AKAZI		1	0.1%
Gukunda igihugu		1	0.1%
HABA IMIKORERE ITEYE IMBERE		1	0.1%
HAFI Y'IGIHUGUCYE		1	0.1%
HAFITE UMUTEKANO		1	0.1%

**# N091S: Other-Specify**

Value	Label	Cases	Percentage
HANO MFITE OPPORTUNITE NYINSHI		1	0.1%
HARATEKANYI CYANE		1	0.1%
HARI AKAZI KENSHI GATANDUKAN		1	0.1%
HARI AMAHORO NO KUBA NGIKUNDA		1	0.1%
HARI IBIKORWA ATEGANYA MU RDA		1	0.1%
HARI IMIBEREHO MYIZA EST AFRIC		1	0.1%
HARI UMUTEKANO MU RWANDA		1	0.1%
HARI UMUTEKANO MWIZA		1	0.1%
HARI UMUTEKANO NIMIYOBORERI		1	0.1%
IBIRAHANDI NO MU RDA BIRIKUZA		1	0.1%
IBIRYO BIHENDUTSE N'IBINDI		1	0.1%
IGIHUGU CYACU		1	0.1%
IGIHUGU CYANJYE		1	0.1%
IGIHUGU CYE NTIYAKIVAMO		1	0.1%
IKIBAZO CY'IMYAKA		1	0.1%
IKIBAZO CYIMYAKA		1	0.1%
IKIPE TO SURVE MY COUNTRY		1	0.1%
IL AIME BIEN SON PAYS		1	0.1%
IMIBANIRE MWIZA EAC		1	0.1%
IMIBEREHO MIBI		1	0.1%
IMICUNGIRE Y'ABAKOZI MYIZA		1	0.1%

**# N091S: Other-Specify**

Value	Label	Cases	Percentage
IMIKORANIRE MYIZA MU RWANDA		1	0.1%
IMIKORERE IGORANYE MU RDA(TAX)		1	0.1%
IMIKORERE ITANDUKANYE N'URWAND		1	0.1%
IMIKORERE MYIZA Y'IGIHUGU		1	0.1%
IMITUNGO ATASIGA		1	0.1%
IMITURIRE MYIZA		1	0.1%
IMIYOBORERE MYIZA		1	0.1%
IMIYOBORERE MYIZA MU RWANDA		1	0.1%
IMPAMVU Y'IMYAKA		1	0.1%
IMPAMVU YO KWIGA		1	0.1%
IMPAMVU ZE BWITE		1	0.1%
IMPAMVU ZO KWIGA		2	0.3%
IMYAKA IMAZE KUBA MYINSHI		1	0.1%
IMYAKA MYINSHI		1	0.1%
IMYAKA Y'IZABUKURU \		1	0.1%
INSECURITE		2	0.3%
INSHINGANO Z'ITORERO		1	0.1%
INYUNGU Z'IGIHUGU		1	0.1%
ISABUKURU		1	0.1%
ISHURI		1	0.1%
IZABUKURU		2	0.3%
IZABUKURU.		1	0.1%
IZQABUKURA		1	0.1%
KAVUKIRE		1	0.1%
KAVUKIRE UMUTEKANO		1	0.1%
KERETSE HARI CASH IRUTA IYURDA		1	0.1%

**# N091S: Other-Specify**

Value	Label	Cases	Percentage
KUBA AGEZE KUMYAKA YA PANSION		1	0.1%
KUBA ARIHO HEGEREYE IWACU		1	0.1%
KUBA ASHAJE		1	0.1%
KUBA KAVUKIRE		1	0.1%
KUBA MPAKUNDA		1	0.1%
KUBA UHAFITE IMITUNGO ITIMUKAN		1	0.1%
KUBAHO YITWA UMWENEGIHU		1	0.1%
KUBERA AMASOMO NDI KWIGA		1	0.1%
KUBERA EAC		1	0.1%
KUBERA GUKUNDA IGIHUGU		1	0.1%
KUBERA HARIHO AKAZI		1	0.1%
KUBERA IKIBAZO CY'UMUTEKAN		1	0.1%
KUBERA IMYAKA AFITE		1	0.1%
KUBERA IZABUKURU		1	0.1%
KUBERA KO AMAZE GUSAZA		1	0.1%
KUBERA KO ARIHO NABAYE CYANE		1	0.1%
KUBERA KWIGA		1	0.1%
KUBERA UBUFATANYE BWA EAC		1	0.1%
KUBERA YIGA MUN RWANDA		1	0.1%
KUBONA IMIRIMO BIROROSHYE		1	0.1%
KUBURA AMAFRANGA YA VISA		1	0.1%

# N091S: Other-Specify

Value	Label	Cases	Percentage
KUGIRA AGASHIRO URI MUGI HUGU		1	0.1%
KUHAKUNDA		1	0.1%
KUJYA MU ZABUKURU		1	0.1%
KUKO ARI HAFI Y'U RWANDA		1	0.1%
KUKO ARI IWACU		1	0.1%
KUKO ARIHO NABONA AKAZI/NKIGA		1	0.1%
KUKO NKUNDA IGIHUGU CYANJYE		1	0.1%
KUMENYA ICYONGEREZA		1	0.1%
KUMENYERA UBUZIMA BWAHANTU		1	0.1%
KUMVA YEGERAYO AKABURA AKAZI		1	0.1%
KURUKUNDA NI KAVUKIRE NIMITUNG		1	0.1%
KUTAGIRA AMAKURU AHAGIJE		1	0.1%
KUTIGENGA.		2	0.3%
KUTIYUMVAMU UBUZIMA BWO HANZE		1	0.1%
KUTIZERA HANZE		1	0.1%
KUTIZERA UMUTEKANO WO HANZE		1	0.1%
KWANGA KUJARAJARA		1	0.1%
KWEGERA AKAZI		2	0.3%
KWIGA		1	0.1%
KWIGA BIMWOROHEYI		1	0.1%
KWIGA HAFI Y'ISHURI		1	0.1%
L'AMOUR DELA PATRIE		1	0.1%
LIKE THE REGION		1	0.1%



**# N091S: Other-Specify**

Value	Label	Cases	Percentage
MAZE NOGUSAZA		1	0.1%
MU RDA HARI SECURITE		1	0.1%
MU RDA HARI UMUTEKANO		1	0.1%
MU RDA HARI UMUTEKANO NA DEV		1	0.1%
MU RWANDA HARI IBYO AKENEYE		1	0.1%
MU RWANDA HARI UMUTEKANO		2	0.3%
MU RWANDA NA MAHORO		1	0.1%
MU RWANDA NI HEZA NTA KIBAZO		1	0.1%
MUBURYO BW'UBUVUZI,U RUF		1	0.1%
MURI KENYA AMAFARANGA AFITEGAC		1	0.1%
MURWANDA HABA UMUTEKANO		1	0.1%
MURWANDA HARI UMUTEKANO		1	0.1%
NDABAKUNDA CYANE		1	0.1%
NDACYIGA		1	0.1%
NDAHAKUNDA CYANE KUKO ARI IWAC		1	0.1%
NDAKUZE SINGISHAKA AKAZI AHAND		1	0.1%
NDAKUZE(GUS		1	0.1%
NDASHAJE		2	0.3%
NDASHAKA KUBA HAMWE		1	0.1%
NDI UMWENEGIHU SIMBA AHANDI		1	0.1%
NDISAZIYE		1	0.1%
NI HAFI Y'IGIHUGU CYANJYE		1	0.1%

**# N091S: Other-Specify**

Value	Label	Cases	Percentage
NI HAFI Y'U RWANDA		1	0.1%
NI IGIHUGU CYE YIFUZA GUKORERA		1	0.1%
NI IGIHUGU CYE.		1	0.1%
NI IGIHUGU NKUNDA		1	0.1%
NI KURE Y'U RWANDA		1	0.1%
NI UKO ARIHO MFITE ABANTU NZI		1	0.1%
NIFUZA GUKORA NTAHA		1	0.1%
NIFUZA GUTEZA IMBERE IGIHUGU		1	0.1%
NIHAFI Y'WABO		1	0.1%
NIHO AFITE ABAKIRIYA BENSHI		1	0.1%
NIHO AKORERA BUSINESS ZE		1	0.1%
NIHO ASHOBORA IMYITWARIRE YAHU		1	0.1%
NIHO ATUYE YIFITIYE AMAHORO		1	0.1%
NIHO BADUHA AGACIRO		1	0.1%
NIHO BYANYOROHEI		1	0.1%
NIHO HAMUNOGEYE		1	0.1%
NIHO HARI ABANTU TUZIRANYE KAN		1	0.1%
NIHO HEZA		1	0.1%
NIHO HEZA.		1	0.1%
NIHO MENYEREYE		1	0.1%
NIHO NKUNDA CYANE		1	0.1%
NIHO YUMVA ATUJE		1	0.1%

# N091S: Other-Specify

Value	Label	Cases	Percentage
NISHIMIYE IWACU IRWANDA		1	0.1%
NKORERA IGIHUGU CYANGE		1	0.1%
NKUNDA AKAZI KO MU GIHUGUCYACY		1	0.1%
NKUNDA CYANE IGIHUGU CYANJYE		1	0.1%
NKUNDA EAC		1	0.1%
NKUNDA IGIHUGU		2	0.3%
NKUNDA IGIHUGU CYANGE		3	0.4%
NKUNDA IGIHUGU CYANJE		1	0.1%
NKUNDA IGIHUGU CYANJYE		11	1.5%
NKUNDA IGIHUGU CYANJYE CAYNE		1	0.1%
NKUNDA IGIHUGU CYANJYE CYANE		1	0.1%
NKUNDA IGIHUGU CYANJYE NTAKIVA		1	0.1%
NKUNDA IGIHUGU NAVUKIYEMO		1	0.1%
NKUNDA IGUHUGU CYAJYE		1	0.1%
NKUNDA IGUHUGU CYANJYE		1	0.1%
NKUNDA IKIGALI CYANE SINAJYAMU		1	0.1%
NKUNDA MU RWANDA		1	0.1%
NKUNDA MU RWANDA CYANE		1	0.1%
NKUNDA U RWANDA		5	0.7%

# N091S: Other-Specify

Value	Label	Cases	Percentage
NKUNDA U RWANDA CYANE		1	0.1%
NKUNDA URWANDA		2	0.3%
NKUNDI IGIHUGUCYAN		1	0.1%
NO GUKUNDA IGIHUGU		1	0.1%
NSHAKA GUKORERA IGIHUGU		1	0.1%
NSHAKA GUKORERA IGIHUGU CYAJYE		1	0.1%
NSHAKA GUTEZA IMBERE IGIHUGU		1	0.1%
NTA BINDIMO		1	0.1%
NTA BWOYAJYA KURE Y'IGIHUGUCYE		1	0.1%
NTA ENVIE AGIRA YO KUJYA HANZE		1	0.1%
NTA KANDI KAZI NSHAKA		1	0.1%
NTA KINTU CYAMVANA MU GIHUGU		1	0.1%
NTA MAKURU Y'IMIRIMO YO HANZE		1	0.1%
NTA SECURITE IHAGIJE IHARI		1	0.1%
NTABWO AHAKUNDA		1	0.1%
NTABWO ARIWE UFATA UMWANZURO		1	0.1%
NTABYANGOM NTIBINDIMO		1	0.1%
NTABYO NSHAKA NKUNDA IGIHUGU		1	0.1%
NTACYAVAMO AGIYE KURE		1	0.1%
NTACYIZA NKO GUKORA MUGIHUGU		1	0.1%

**# N091S: Other-Specify**

Value	Label	Cases	Percentage
NTAGO AZI UBWIZA BWO MU RWANDA		1	0.1%
NTAHANDI AKENEYE KUBA		1	0.1%
NTAHANDI AZI		2	0.3%
NTAHANDINZI		1	0.1%
NTAKIBAZO INO MU RWANDA		1	0.1%
NTAKUNDA IBINDI BIHUGU		1	0.1%
NTAMPAMVU		1	0.1%
NTASHAKA KWITWA UMUNYAMAHA		1	0.1%
NTASHOBORA KUGIRA AHO AJYA		1	0.1%
NTAZAVA MURWANDA		1	0.1%
NTIYAHEMUKI IGIHUGU CYE		1	0.1%
NTIYARENGA MU RWANDA		1	0.1%
NTIYARENGA MU RWANDA ARASHAJE		1	0.1%
NTIYAVA MU GIHUGU		1	0.1%
NUKO ASHAJE		1	0.1%
NUKO MBONA MU RDA HARI AMAHORO		1	0.1%
NUKO NGOMBA GUKORERA IGIHUNGU		1	0.1%
NUMVA KUNDA URWANDA CYANE		1	0.1%
NUMVA NIKUNDIYE URWAGASABO		1	0.1%
NUMVA NKUNZE KUBA MU RWANDA		1	0.1%
NUMVA NKUNZE MU RWANDA		1	0.1%

# N091S: Other-Specify

Value	Label	Cases	Percentage
NUMVA NKUNZE U RWANDA		1	0.1%
NUMVA NKUNZE U RWANDA NIRWO ME		1	0.1%
PATRIOTISME		1	0.1%
PATRIOTE		1	0.1%
PATRIOTISM OF MY COUNTRY		1	0.1%
PATRIOTISME		9	1.3%
PATRIOTISME& SERVICE PAY		1	0.1%
PLAN TO WORK IN EAC		1	0.1%
PLUS DES AVANTAGE		1	0.1%
RDA IFITE UMUTEKANO UHAGIJE		1	0.1%
RWANDA NDARUKUNDA		1	0.1%
RWANDA N'IGIHUGU CYANGE		1	0.1%
SECURITE		1	0.1%
SECURITE Y'IBYO BIHUGU		1	0.1%
SI MBIKENEYE		1	0.1%
SIMPAKUNDA		1	0.1%
SINARENGAGA MURI AFRIKA		1	0.1%
SINAVA MU GIHUGU		1	0.1%
SINDAHAZA ISOKO RYO MU RWANDA		1	0.1%
STABILITE		1	0.1%
STABILITE MU GIHUGU		1	0.1%
STATUT INGENGA		1	0.1%
TO IMPROVE RWANDAN SOCIETY CHA		1	0.1%
TOTAL SECURITY/ LOVES COUNTRY		1	0.1%
TRANSPORT IHENZE		1	0.1%

# N091S: Other-Specify

Value	Label	Cases	Percentage
U RWANDA NI RWIZA		1	0.1%
U RWANDA RUFITE UMUTEKANO		1	0.1%
U RWANDA RUFITE UMUTEKANO UHAG		1	0.1%
UBUKURU		1	0.1%
UBUMUGA		2	0.3%
UBUMWE N'UBWISANZUF MU RDA		1	0.1%
UBURWAYI		1	0.1%
UBURYO BWOROSHYE		1	0.1%
UBUSAZA		5	0.7%
UBUSAZA(IZAB		1	0.1%
UBUSHOBOZI BUKE		1	0.1%
UBUSHOBOZI N'IMIBER.ITANI		1	0.1%
UBUSHOBOZI NIBUKE BWOKWIMUKA		1	0.1%
UBUTABERA N'UMUTEKANC BIRATAND		1	0.1%
UBUTABERA N'UMUTEKANC MU RDA		1	0.1%
UBUYOBOZI BUKE		1	0.1%
UBUZIMA		1	0.1%
UBUZIMA BW'AHANDI NIBWIZA		1	0.1%
UBUZIMA BWAHO BWOROSHYE		1	0.1%
UBUZIMA BWE NTIBUSHOBOR. AHO		1	0.1%
UBUZIMA BWOROSHYE,IN MICY		1	0.1%
UBWIZANZURE		1	0.1%
UBWOROZI BWATEYE IMBERE KUTURU		1	0.1%
UKUNDA IGIHUGU CYE		1	0.1%

# N091S: Other-Specify

Value	Label	Cases	Percentage
UKUNDA U RWANDA		1	0.1%
UMTEKANO		1	0.1%
UMURIMO WE AKORA		1	0.1%
UMURWAYI WA SIDA		1	0.1%
UMUSAZA		1	0.1%
UMUSHAHARA MUCYE		1	0.1%
UMUTEKANO		23	3.2%
UMUTEKANO MURWANDA		1	0.1%
UMUTEKANO MWIZA		1	0.1%
UMUTEKANO MWIZA W'URWANDA		1	0.1%
UMUTEKANO N'UBWISANZUF		1	0.1%
UMUTEKANO NO GUKUNDA IGIHUGU		1	0.1%
UMUTEKANO URI MU RWANDA		1	0.1%
UMUTEKANO USESUYE		2	0.3%
UMUTEKANO UTIZEWE		1	0.1%
UMUTEKANO W'AKAZI		1	0.1%
UMUTEKANO W'IBIKORWA BYANJYE		1	0.1%
UMUTEKANO W'IBYANGE		1	0.1%
UMUTEKANO W'IGIHUGU		3	0.4%
UMUTEKANO W'IGIHUGU CYACU		1	0.1%
UMUTEKANO W'IGIHUGU CYANGE		1	0.1%
UMUTEKANO W'IIGIHUGU USESUYE		1	0.1%
UMUTEKANO W'UMUNTU		1	0.1%
UMUTEKANO W'UMUTUNGO WANJYE		1	0.1%



**# N091S: Other-Specify**

Value	Label	Cases	Percentage
UMUTEKANO WAHANDI NTAWIZEYE		1	0.1%
UMUTEKANO WANJYE		1	0.1%
URWANDA NIRWIZA		1	0.1%
URWANDA NTACYO RUMUTWAYE		1	0.1%
URWANDA RWUBAHIRIZ DROIT DL'HO		1	0.1%
Y IFUZA GUKORERA IGIHUGU KYE		1	0.1%
YAKORERA GUKORERA U RWANDA		1	0.1%
YEGEREJE PENSION		1	0.1%
YIZERA KO HARI INGANDA NYINSHI		1	0.1%
YUMVA AGOMBA GUKORERA IGUHUGU		1	0.1%
YUMVA AHAKUNDA		1	0.1%
YUMVA AKUNDA MU RWANDA		1	0.1%
YUMVA AKUNZE URWANDA		1	0.1%
YUMVA ASHAJE		1	0.1%
YUMVA ATAKWISANZU		1	0.1%
YUMVA NTACYO BIMUTWAYE		1	0.1%
YUMVA YAKORE IGIHUGU CYE GUSA		1	0.1%
YUMVA YAKORERA IGIHUGU CYE		1	0.1%
YUMVA YISAZIYE		1	0.1%
\		1	0.1%
akazi kajye ntikabimenyereye		1	0.1%

### # N091S: Other-Specify

Value	Label	Cases	Percentage
amatungo		1	0.1%
gufasha igihugu no kugikunda		1	0.1%
gukunda Urwanda		1	0.1%
gukunda gukorera igihugu cyaje		1	0.1%
gukunda igihugu		4	0.6%
gukunda igihugu cyanjye		1	0.1%
gukunda urwanda		1	0.1%
ibibazo bwite		1	0.1%
igihugu cyange sinagesigo		1	0.1%
impamvu z'idini		1	0.1%
itangazamakuru ryaho riteye im		1	0.1%
kereka arangije kwiga aracyiga		1	0.1%
mu rwanda hari umutekano		1	0.1%
my research skills is need in		1	0.1%
ndashaje		1	0.1%
nkunda igihugu cyanjye		1	0.1%
nkunda igihugucyange		1	0.1%
nkunda urwanda cyane		1	0.1%
ntinya kujya hanze y'igihugu		1	0.1%
yabonye umushahara uhagije		1	0.1%
μ		1	0.1%

Warning: these figures indicate the number of cases found in the data file. They cannot be interpreted as summary statistics of the population of interest.

### # ISCO1: ISCO\_FIRST\_LEVEL

<b>Information</b>	[Type= continuous] [Format=numeric] [Range= 1-99] [Missing=*]
<b>Statistics [NW/ W]</b>	[Valid=17345 /-] [Invalid=0 /-] [Mean=4.671 /-] [StdDev=3.053 /-]

### # Final\_W: Final\_Weight\_adjusted\_for\_non\_response

<b>Information</b>	[Type= continuous] [Format=numeric] [Range= 0.357142857142857-90] [Missing=*]
<b>Statistics [NW/ W]</b>	[Valid=17345 /-] [Invalid=0 /-] [Mean=6.126 /-] [StdDev=2.96 /-]

### # NW: Normalised Weight

<b>Information</b>	[Type= continuous] [Format=numeric] [Range= 0.0582947852984208-14.690285895202] [Missing=*]
<b>Statistics [NW/ W]</b>	[Valid=17345 /-] [Invalid=0 /-] [Mean=1 /-] [StdDev=0.483 /-]

<b># FB: Do you receive a feedback?</b>			
<b>Information</b>		[Type= discrete] [Format=numeric] [Range= 1-9] [Missing=*]	
<b>Statistics [NW/ W]</b>		[Valid=12814 /-] [Invalid=4531 /-]	
<b>Value</b>	<b>Label</b>	<b>Cases</b>	<b>Percentage</b>
1	Yes	11439	89.3%
2	No	578	4.5%
9	Not stated	797	6.2%
Sysmiss		4531	
<i>Warning: these figures indicate the number of cases found in the data file. They cannot be interpreted as summary statistics of the population of interest.</i>			
<b># A070S: ISIC 1</b>			
<b>Information</b>		[Type= discrete] [Format=numeric] [Range= 111-9999] [Missing=*]	
<b>Statistics [NW/ W]</b>		[Valid=17345 /-] [Invalid=0 /-]	
<b>Value</b>	<b>Label</b>	<b>Cases</b>	<b>Percentage</b>
111	Growing of cereals (except rice), leguminous crops and oil s	14	0.1%
112	Growing of rice	10	0.1%
113	Growing of vegetables and melons, roots and tubers	17	0.1%
114	Growing of sugar cane	0	
115	Growing of tobacco	0	
116	Growing of fibre crops	0	
119	Growing of other non-perennial crops	0	
121	Growing of grapes	0	
122	Growing of tropical and subtropical fruits	0	
123	Growing of citrus fruits	0	
124	Growing of pome fruits and stone fruits	0	
125	Growing of other tree and bush fruits and nuts	0	
126	Growing of oleaginous fruits	0	
127	Growing of beverage crops	1025	5.9%
128	Growing of spices, aromatic, drug and pharmaceutical crops	19	0.1%
129	Growing of other perennial crops	0	
130	Plant propagation	0	
141	Raising of cattle and buffaloes	0	
142	Raising of horses and other equines	0	
143	Raising of camels and camelids	0	
144	Raising of sheep and goats	0	
145	Raising of swine/pigs	0	
146	Raising of poultry	0	
149	Raising of other animals	1	0.0%
150	Mixed farming	0	
161	Support activities for crop production	0	
162	Support activities for animal production	0	
163	Post-harvest crop activities	20	0.1%
164	Seed processing for propagation	0	
170	Hunting, trapping and related service activities	0	
210	Silviculture and other forestry activities	5	0.0%
220	Logging	0	
230	Gathering of non-wood forest products	0	

**# A070S: ISIC 1**

Value	Label	Cases	Percentage
240	Support services to forestry	0	
310	Marine fishing	0	
312	Freshwater fishing	0	
321	Marine aquaculture	0	
322	Freshwater aquaculture	0	
510	Mining of hard coal	0	
520	Mining of lignite	0	
610	Extraction of crude petroleum	0	
620	Extraction of natural gas	0	
710	Mining of iron ores	0	
721	Mining of uranium and thorium ores	0	
729	Mining of other non-ferrous metal ores	180	1.0%
810	Quarrying of stone, sand and clay	8	0.0%
821	Office administrative and support activities	0	
891	Mining of chemical and fertilizer minerals	5	0.0%
892	Extraction of peat	0	
893	Extraction of salt	0	
899	Other mining and quarrying n.e.c.	40	0.2%
910	Support activities for petroleum and natural gas extraction	0	
990	Support activities for other mining and quarrying	0	
1010	Processing and preserving of meat	23	0.1%
1020	Processing and preserving of fish, crustaceans and molluscs	0	
1030	Processing and preserving of fruit and vegetables	0	
1040	Manufacture of vegetable and animal oils and fats	0	
1050	Manufacture of dairy products	5	0.0%
1061	Manufacture of grain mill products	69	0.4%
1062	Manufacture of starches and starch products	0	
1071	Manufacture of bakery products	173	1.0%
1072	Manufacture of sugar	0	
1073	Manufacture of cocoa, chocolate and sugar confectionery	95	0.5%
1074	Manufacture of macaroni, noodles, couscous and similar farin	0	
1075	Manufacture of prepared meals and dishes	0	
1079	Manufacture of other food products n.e.c.	783	4.5%
1080	Manufacture of prepared animal feeds	0	
1101	Distilling, rectifying and blending of spirits	0	
1102	Manufacture of wines	14	0.1%
1103	Manufacture of malt liquors and malt	139	0.8%
1104	Manufacture of soft drinks; production of mineral waters an	51	0.3%
1200	Manufacture of tobacco products	0	
1311	Preparation and spinning of textile fibres	5	0.0%
1312	Weaving of textiles	0	
1313	Finishing of textiles	0	
1391	Manufacture of knitted and crocheted fabrics	0	
1392	Manufacture of made-up textile articles, except apparel	0	
1393	Manufacture of carpets and rugs	0	

**# A070S: ISIC 1**

Value	Label	Cases	Percentage
1394	Manufacture of cordage, rope, twine and netting	0	
1399	Manufacture of other textiles n.e.c.	0	
1410	Manufacture of wearing apparel, except fur apparel	0	
1420	Manufacture of articles of fur	0	
1430	Manufacture of knitted and crocheted apparel	0	
1511	Tanning and dressing of leather; dressing and dyeing of fur	4	0.0%
1512	Manufacture of luggage, handbags and the like, saddlery and	0	
1520	Manufacture of footwear	20	0.1%
1610	Sawmilling and planing of wood	61	0.4%
1621	Manufacture of veneer sheets and wood-based panels	0	
1622	Manufacture of builders' carpentry and joinery	0	
1623	Manufacture of wooden containers	0	
1629	Manufacture of other products of wood; manufacture of articl	0	
1701	Manufacture of pulp, paper and paperboard	0	
1702	Manufacture of corrugated paper and paperboard and of conta	0	
1709	Manufacture of other articles of paper and paperboard	0	
1811	Printing	41	0.2%
1812	Service activities related to printing	16	0.1%
1820	Reproduction of recorded media	0	
1910	Manufacture of coke oven products	0	
1920	Manufacture of refined petroleum products	0	
2011	Manufacture of basic chemicals	0	
2012	Manufacture of fertilizers and nitrogen compounds	0	
2013	Manufacture of plastics and synthetic rubber in primary form	4	0.0%
2021	Manufacture of pesticides and other agrochemical products	0	
2022	Manufacture of paints, varnishes and similar coatings, print	75	0.4%
2023	Manufacture of soap and detergents, cleaning and polishing p	135	0.8%
2029	2029 Manufacture of other chemical products n.e.c.	21	0.1%
2030	Manufacture of man-made fibres	0	
2100	Manufacture of pharmaceuticals, medicinal chemical and botan	0	
2211	Manufacture of rubber tyres and tubes; retreading and rebui	0	
2219	2219 Manufacture of other rubber products	17	0.1%
2220	Manufacture of plastics products	50	0.3%
2310	Manufacture of glass and glass products	0	
2391	Manufacture of refractory products	0	
2392	Manufacture of clay building materials	67	0.4%
2393	Manufacture of other porcelain and ceramic products	5	0.0%
2394	Manufacture of cement, lime and plaster	58	0.3%
2395	Manufacture of articles of concrete, cement and plaster	0	
2396	Cutting, shaping and finishing of stone	0	
2399	Manufacture of other non-metallic mineral products n.e.c.	2	0.0%
2410	Manufacture of basic iron and steel	0	
2420	Manufacture of basic precious and other non-ferrous metals	0	
2431	Casting of iron and steel	0	
2432	Casting of non-ferrous metals	0	

**# A070S: ISIC 1**

Value	Label	Cases	Percentage
2511	Manufacture of structural metal products	28	0.2%
2512	Manufacture of tanks, reservoirs and containers of metal	0	
2513	Manufacture of steam generators, except central heating hot	0	
2520	Manufacture of weapons and ammunition	0	
2591	Forging, pressing, stamping and roll-forming of metal; powd	22	0.1%
2592	Treatment and coating of metals; machining	6	0.0%
2593	Manufacture of cutlery, hand tools and general hardware	0	
2599	Manufacture of other fabricated metal products n.e.c.	54	0.3%
2610	Manufacture of electronic components and boards	0	
2620	Manufacture of computers and peripheral equipment	0	
2630	Manufacture of communication equipment	0	
2640	Manufacture of consumer electronics	0	
2651	Manufacture of measuring, testing, navigating and control eq	0	
2660	Manufacture of irradiation, electromedical and electrotherap	0	
2670	Manufacture of optical instruments and photographic equipmen	0	
2680	Manufacture of magnetic and optical media	0	
2710	Manufacture of electric motors, generators, transformers and	0	
2720	Manufacture of batteries and accumulators	0	
2731	Manufacture of fibre optic cables	0	
2732	Manufacture of other electronic and electric wires and cable	0	
2733	Manufacture of wiring devices	0	
2740	Manufacture of electric lighting equipment	0	
2750	Manufacture of domestic appliances	0	
2790	Manufacture of other electrical equipment	0	
2811	Manufacture of engines and turbines, except aircraft, vehicl	0	
2812	Manufacture of fluid power equipment	0	
2813	Manufacture of other pumps, compressors, taps and valves	0	
2814	Manufacture of bearings, gears, gearing and driving elements	0	
2815	Manufacture of ovens, furnaces and furnace burners	0	
2816	Manufacture of lifting and handling equipment	0	
2817	Manufacture of office machinery and equipment (except comput	0	
2818	Manufacture of power-driven hand tools	0	
2819	Manufacture of other general-purpose machinery	0	
2821	Manufacture of agricultural and forestry machinery	0	
2822	Manufacture of metal-forming machinery and machine tools	0	
2823	Manufacture of machinery for metallurgy	0	
2824	Manufacture of machinery for mining, quarrying and construct	0	
2825	Manufacture of machinery for food, beverage and tobacco proc	0	
2826	Manufacture of machinery for textile, apparel and leather pr	0	
2829	Manufacture of other special-purpose machinery	0	
2910	Manufacture of motor vehicles	0	
2920	Manufacture of bodies (coachwork) for motor vehicles; manufa	0	
2930	Manufacture of parts and accessories for motor vehicles	0	
3011	Building of ships and floating structures	0	
3012	Building of pleasure and sporting boats	0	

**# A070S: ISIC 1**

Value	Label	Cases	Percentage
3020	Manufacture of railway locomotives and rolling stock	0	
3030	Manufacture of air and spacecraft and related machinery	0	
3040	Manufacture of military fighting vehicles	0	
3091	Manufacture of motorcycles	0	
3092	Manufacture of bicycles and invalid carriages	0	
3099	Manufacture of other transport equipment n.e.c.	0	
3100	Manufacture of furniture	45	0.3%
3211	Manufacture of jewellery and related articles	0	
3212	Manufacture of imitation jewellery and related articles	0	
3220	Manufacture of musical instruments	0	
3230	Manufacture of sports goods	0	
3240	Manufacture of games and toys	0	
3250	Manufacture of medical and dental instruments and supplies	0	
3290	Other manufacturing n.e.c.	0	
3311	Repair of fabricated metal products	7	0.0%
3312	Repair of machinery	7	0.0%
3313	Repair of electronic and optical equipment	7	0.0%
3314	Repair of electrical equipment	0	
3315	Repair of transport equipment, except motor vehicles	5	0.0%
3319	Repair of other equipment	5	0.0%
3320	Installation of industrial machinery and equipment	0	
3510	Electric power generation, transmission and distribution	200	1.2%
3520	Manufacture of gas; distribution of gaseous fuels through ma	0	
3530	Steam and air conditioning supply	0	
3600	Water collection, treatment and supply	8	0.0%
3700	Sewerage	0	
3811	Collection of non-hazardous waste	0	
3812	Collection of hazardous waste	0	
3821	Treatment and disposal of non-hazardous waste	0	
3822	Treatment and disposal of hazardous waste	0	
3830	Materials recovery	0	
3900	Remediation activities and other waste management services	0	
4100	Construction of buildings	139	0.8%
4210	Construction of roads and railways	113	0.7%
4220	Construction of utility projects	0	
4290	Construction of other civil engineering projects	6	0.0%
4311	Demolition	0	
4312	Site preparation	0	
4321	Electrical installation	6	0.0%
4322	Plumbing, heat and air-conditioning installation	0	
4329	Other construction installation	0	
4330	Building completion and finishing	6	0.0%
4390	Other specialized construction activities	1	0.0%
4510	Sale of motor vehicles	84	0.5%
4520	Maintenance and repair of motor vehicles	110	0.6%

**# A070S: ISIC 1**

Value	Label	Cases	Percentage
4530	Sale of motor vehicle parts and accessories	16	0.1%
4540	Sale, maintenance and repair of motorcycles and related part	15	0.1%
4610	Wholesale on a fee or contract basis	24	0.1%
4620	Wholesale of agricultural raw materials and live animals	3	0.0%
4630	Wholesale of food, beverages and tobacco	190	1.1%
4641	Wholesale of textiles, clothing and footwear	14	0.1%
4649	Wholesale of other household goods	23	0.1%
4651	Wholesale of computers, computer peripheral equipment and so	7	0.0%
4652	Wholesale of electronic and telecommunications equipment and	3	0.0%
4653	Wholesale of agricultural machinery, equipment and supplies	0	
4659	Wholesale of other machinery and equipment	0	
4661	Wholesale of solid, liquid and gaseous fuels and related pr	16	0.1%
4662	Wholesale of metals and metal ores	63	0.4%
4663	Wholesale of construction materials, hardware, plumbing and	22	0.1%
4669	4669 Wholesale of waste and scrap and other products n.e.c.	2	0.0%
4690	Non-specialized wholesale trade	3	0.0%
4711	Retail sale in non-specialized stores with food, beverages o	67	0.4%
4719	4719 Other retail sale in non-specialized stores	69	0.4%
4721	Retail sale of food in specialized stores	131	0.8%
4722	Retail sale of beverages in specialized stores	35	0.2%
4723	Retail sale of tobacco products in specialized stores	3	0.0%
4730	Retail sale of automotive fuel in specialized stores	143	0.8%
4741	Retail sale of computers, peripheral units, software and tel	44	0.3%
4742	Retail sale of audio and video equipment in specialized stor	0	
4751	Retail sale of textiles in specialized stores	15	0.1%
4752	Retail sale of hardware, paints and glass in specialized sto	74	0.4%
4753	Retail sale of carpets, rugs, wall and floor coverings in sp	0	
4759	Retail sale of electrical household appliances, furniture,	27	0.2%
4761	Retail sale of books, newspapers and stationary in specializ	48	0.3%
4762	Retail sale of music and video recordings in specialized st	1	0.0%
4763	Retail sale of sporting equipment in specialized stores	6	0.0%
4764	Retail sale of games and toys in specialized stores	0	
4771	Retail sale of clothing, footwear and leather articles in sp	25	0.1%
4772	Retail sale of pharmaceutical and medical goods, cosmetic an	103	0.6%
4773	4773 Other retail sale of new goods in specialized stores	56	0.3%
4774	Retail sale of second-hand goods	4	0.0%
4781	Retail sale via stalls and markets of food, beverages and to	0	
4782	Retail sale via stalls and markets of textiles, clothing and	1	0.0%
4789	Retail sale via stalls and markets of other goods	0	
4791	Retail sale via mail order houses or via Internet	0	
4799	Other retail sale not in stores, stalls or markets	1	0.0%
4911	Passenger rail transport, interurban	0	
4912	Freight rail transport	0	
4921	Urban and suburban passenger land transport	81	0.5%
4922	Other passenger land transport	109	0.6%



**# A070S: ISIC 1**

Value	Label	Cases	Percentage
4923	Freight transport by road	52	0.3%
4930	Transport via pipeline	0	
5011	Sea and coastal passenger water transport	0	
5012	Sea and coastal freight water transport	0	
5021	Inland passenger water transport	34	0.2%
5022	Inland freight water transport	0	
5110	Passenger air transport	28	0.2%
5120	Freight air transport	0	
5210	Warehousing and storage	10	0.1%
5221	Service activities incidental to land transportation	1	0.0%
5222	Service activities incidental to water transportation	0	
5223	Service activities incidental to air transportation	0	
5224	Cargo handling	58	0.3%
5229	Other transportation support activities	13	0.1%
5310	Postal activities	11	0.1%
5320	Courier activities	9	0.1%
5510	Short term accommodation activities	536	3.1%
5520	Camping grounds, recreational vehicle parks and trailer park	0	
5590	Other accommodation	8	0.0%
5610	Restaurants and mobile food service activities	576	3.3%
5621	Event catering	30	0.2%
5629	Other food service activities	0	
5630	Beverage serving activities	474	2.7%
5811	Book publishing	0	
5812	Publishing of directories and mailing lists	0	
5813	Publishing of newspapers, journals and periodicals	0	
5819	Other publishing activities	20	0.1%
5820	Software publishing	0	
5911	Motion picture, video and television programme production ac	0	
5912	Motion picture, video and television programme post-producti	0	
5913	Motion picture, video and television programme distribution	0	
5914	Motion picture projection activities	0	
5920	Sound recording and music publishing activities	2	0.0%
6010	Radio broadcasting	101	0.6%
6020	Television programming and broadcasting activities	0	
6021		11	0.1%
6110	Wired telecommunications activities	6	0.0%
6120	Wireless telecommunications activities	0	
6130	Satellite telecommunications activities	2	0.0%
6190	Other telecommunications activities	63	0.4%
6201	Computer programming activities	0	
6202	Computer consultancy and computer facilities management acti	0	
6209	Other information technology and computer service activities	8	0.0%
6311	Data processing, hosting and related activities	0	
6312	Web portals	0	

**# A070S: ISIC 1**

Value	Label	Cases	Percentage
6391	News agency activities	18	0.1%
6399	Other information service activities n.e.c.	0	
6411	Central banking	42	0.2%
6419	Other monetary intermediation	718	4.1%
6420	Activities of holding companies	25	0.1%
6430	Trusts, funds and similar financial entities	1	0.0%
6491	Financial leasing	0	
6492	Other credit granting	11	0.1%
6499	Other financial service activities, except insurance and pension	6	0.0%
6511	6511 Life insurance	8	0.0%
6512	Non-life insurance	56	0.3%
6520	Reinsurance	19	0.1%
6530	Pension funding	0	
6611	Administration of financial markets	0	
6612	Security and commodity contracts brokerage	17	0.1%
6619	Other activities auxiliary to financial service activities	13	0.1%
6621	Risk and damage evaluation	0	
6622	Activities of insurance agents and brokers	0	
6629	Other activities auxiliary to insurance and pension funding	0	
6630	Fund management activities	0	
6810	Real estate activities with own or leased property	7	0.0%
6820	Real estate activities on a fee or contract basis	3	0.0%
6910	Legal activities	6	0.0%
6920	Accounting, bookkeeping and auditing activities; tax consulting	84	0.5%
7010	Activities of head offices	0	
7020	Management consultancy activities	7	0.0%
7110	Architectural and engineering activities and related technical	65	0.4%
7210	Research and experimental development on natural sciences and	32	0.2%
7220	Research and experimental development on social sciences and	17	0.1%
7310	Advertising	19	0.1%
7320	Market research and public opinion polling	4	0.0%
7410	Specialized design activities	152	0.9%
7420	Photographic activities	34	0.2%
7490	Other professional, scientific and technical activities n.e.c.	7	0.0%
7500	Veterinary activities	0	
7710	Renting and leasing of motor vehicles	0	
7721	Renting and leasing of recreational and sports goods	0	
7722	Renting of video tapes and disks	0	
7729	Renting and leasing of other personal and household goods	6	0.0%
7730	Renting and leasing of other machinery, equipment and transport	10	0.1%
7740	Leasing of intellectual property and similar products, except	0	
7810	Activities of employment placement agencies	0	
7820	Temporary employment agency activities	0	
7830	Other human resources provision	0	
7911	Travel agency activities	19	0.1%

**# A070S: ISIC 1**

Value	Label	Cases	Percentage
7912	Tour operator activities	0	
7990	Other reservation service and related activities	0	
8010	Private security activities	12	0.1%
8020	Security systems service activities	35	0.2%
8030	Investigation activities	0	
8110	Combined facilities support activities	0	
8121	General cleaning of buildings	0	
8129	Other building and industrial cleaning activities	14	0.1%
8130	Landscape care and maintenance service activities	0	
8211	Combined office administrative service activities	0	
8219	Photocopying, document preparation and other specialized off	12	0.1%
8220	Activities of call centres	0	
8230	Organization of conventions and trade shows	0	
8291	Activities of collection agencies and credit bureaus	0	
8292	Packaging activities	0	
8299	Other business support service activities n.e.c.	0	
8411	General public administration activities	1297	7.5%
8412	Regulation of the activities of providing health care, educa	85	0.5%
8413	8413 Regulation of and contribution to more efficient operat	167	1.0%
8421	Foreign affairs	4	0.0%
8422	Defence activities	0	
8423	Public order and safety activities	212	1.2%
8430	Compulsory social security activities	56	0.3%
8510	Pre-primary and primary education	0	
8521	General secondary education	1	0.0%
8522	Technical and vocational secondary education	6	0.0%
8530	Higher education	0	
8541	Sports and recreation education	0	
8542	Cultural education	0	
8549	Other education n.e.c.	47	0.3%
8550	Educational support activities	0	
8610	Hospital activities	4385	25.3%
8620	Medical and dental practice activities	255	1.5%
8690	Other human health activities	56	0.3%
8710	Residential nursing care facilities	0	
8720	Residential care activities for mental retardation, mental	0	
8730	873 8730 Residential care activities for the elderly and dis	0	
8790	Other residential care activities	9	0.1%
8810	Social work activities without accommodation for the elderly	8	0.0%
8890	Other social work activities without accommodation	93	0.5%
9000	Creative, arts and entertainment activities	22	0.1%
9101	Library and archives activities	0	
9102	Museums activities and operation of historical sites and bui	13	0.1%
9103	Botanical and zoological gardens and nature reserves activit	1	0.0%
9200	Gambling and betting activities	21	0.1%

# A070S: ISIC 1

Value	Label	Cases	Percentage
9311	Operation of sports facilities	2	0.0%
9312	Activities of sports clubs	0	
9319	Other sports activities	0	
9321	Activities of amusement parks and theme parks	0	
9329	Other amusement and recreation activities n.e.c.	0	
9411	Activities of business and employers membership organization	6	0.0%
9420	Activities of trade unions	0	
9491	Activities of religious organizations	985	5.7%
9492	Activities of political organizations	0	
9499	Activities of other membership organizations n.e.c.	37	0.2%
9511	Repair of computers and peripheral equipment	7	0.0%
9512	Repair of communication equipment	4	0.0%
9521	Repair of consumer electronics	4	0.0%
9522	Repair of household appliances and home and garden equipment	0	
9523	Repair of footwear and leather goods	1	0.0%
9524	Repair of furniture and home furnishings	7	0.0%
9529	Repair of other personal and household goods	0	
9601	Washing and (dry-) cleaning of textile and fur products	13	0.1%
9602	Hairdressing and other beauty treatment	189	1.1%
9603	Funeral and related activities	0	
9609	Other personal service activities n.e.c.	16	0.1%
9700	Activities of households as employers of domestic personnel	0	
9810	Undifferentiated goods-producing activities of private hous	0	
9820	Undifferentiated service-producing activities of private hou	0	
9900	Activities of extraterritorial organizations and bodies	30	0.2%
9999		194	1.1%

Warning: these figures indicate the number of cases found in the data file. They cannot be interpreted as summary statistics of the population of interest.

# ISIC1A070S: ISIC\_LEVEL1A070S

<b>Information</b>	[Type= discrete] [Format=numeric] [Range= 1-8888] [Missing=*]
<b>Statistics [NW/ W]</b>	[Valid=17345 /-] [Invalid=0 /-]

Value	Label	Cases	Percentage
1	.Agriculture, forestry and fishing	1111	6.4%
2	Mining and quarrying	233	1.3%
3	Manufacturing	2119	12.2%
4	Electricity, gas, steam and air conditioning supply	200	1.2%
5	Water supply, sewage, waste management and remediation activ	8	0.0%
6	Construction	271	1.6%
7	Wholesale and retail trade; repair of motor vehicle and moto	1448	8.3%
8	Transportation and storage	406	2.3%
9	Accommodation and food service activities	1624	9.4%
10	Information and communication	231	1.3%
11	Financial and insurance activities	916	5.3%
12	Real estate activities	10	0.1%
13	Professional scientific and technical activities	380	2.2%

**# ISIC1A070S: ISIC\_LEVEL1A070S**

<b>Value</b>	<b>Label</b>	<b>Cases</b>	<b>Percentage</b>
14	Administrative and support service activities	155	0.9%
15	Public administration defense and compulsory social security	1821	10.5%
16	Education	56	0.3%
17	Human health and social work activities	4804	27.7%
18	Arts, entertainments and recreation	59	0.3%
19	Other services activities	1269	7.3%
20	Activities of households as employers; undifferentiated good	0	
21	Activities of extraterritorial organization and bodies	30	0.2%
99	Not stated	194	1.1%
8888	Ministries and other govment institutions	0	

*Warning: these figures indicate the number of cases found in the data file. They cannot be interpreted as summary statistics of the population of interest.*

## File : Formal\_employer\_newisic

### # IDA: SAMPLE CODE

**Information** [Type= continuous] [Format=numeric] [Range= 11000100-57010900] [Missing=\*]

**Statistics [NW/ W]** [Valid=1596 /-] [Invalid=0 /-] [Mean=25402456.642 /-] [StdDev=15108626.997 /-]

### # IDB: Zone number

**Information** [Type= continuous] [Format=numeric] [Range= 0-91] [Missing=\*]

**Statistics [NW/ W]** [Valid=1595 /-] [Invalid=1 /-] [Mean=5.924 /-] [StdDev=4.936 /-]

### # IDC: ACTIVITY SECTOR

**Information** [Type= discrete] [Format=numeric] [Range= 1-4] [Missing=\*]

**Statistics [NW/ W]** [Valid=1596 /-] [Invalid=0 /-]

Value	Label	Cases	Percentage
1	PUBLIC	93	5.8%
2	PRIVATE BUSINESSES	1039	65.1%
3	HEALTH	280	17.5%
4	NGO	184	11.5%

*Warning: these figures indicate the number of cases found in the data file. They cannot be interpreted as summary statistics of the population of interest.*

### # PROB: Inclusion probability

**Information** [Type= continuous] [Format=numeric] [Range= 0.1-1] [Missing=\*]

**Statistics [NW/ W]** [Valid=1596 /-] [Invalid=0 /-] [Mean=0.468 /-] [StdDev=0.293 /-]

### # FINALWEIGHT: FINAL WEIGHT

**Information** [Type= continuous] [Format=numeric] [Range= 0.944444444-10.06] [Missing=\*]

**Statistics [NW/ W]** [Valid=1596 /-] [Invalid=0 /-] [Mean=3.607 /-] [StdDev=2.438 /-]

### # ID1: PROVINCE / KIGALI CITY

**Information** [Type= discrete] [Format=numeric] [Range= 1-5] [Missing=\*]

**Statistics [NW/ W]** [Valid=1596 /-] [Invalid=0 /-]

Value	Label	Cases	Percentage
1	Kigali city	753	47.2%
2	Southern Province	239	15.0%
3	Western Province	231	14.5%
4	Northern Province	203	12.7%
5	Eastern Province	170	10.7%

*Warning: these figures indicate the number of cases found in the data file. They cannot be interpreted as summary statistics of the population of interest.*

### # DIST: DISTRICT

**Information** [Type= discrete] [Format=numeric] [Range= 11-57] [Missing=\*]

**Statistics [NW/ W]** [Valid=1596 /-] [Invalid=0 /-]

Value	Label	Cases	Percentage
11	NYARUGENGE	367	23.0%
12	GASABO	236	14.8%
13	KICUKIRO	150	9.4%
21	NYANZA	30	1.9%
22	GISAGARA	15	0.9%
23	NYARUGURU	14	0.9%

## File : Formal\_employer\_newisic

### # DIST: DISTRICT

Value	Label	Cases	Percentage
24	HUYE	60	3.8%
25	NYAMAGABE	30	1.9%
26	RUHANGO	21	1.3%
27	MUHANGA	49	3.1%
28	KAMONYI	20	1.3%
31	KARONGI	27	1.7%
32	RUTSIRO	22	1.4%
33	RUBAVU	61	3.8%
34	NYABIHU	26	1.6%
35	NGORORERO	18	1.1%
36	RUSIZI	51	3.2%
37	NYAMASHEKE	26	1.6%
41	RULINDO	22	1.4%
42	GAKENKE	37	2.3%
43	MUSANZE	69	4.3%
44	BURERA	26	1.6%
45	GICUMBI	49	3.1%
51	RWAMAGANA	22	1.4%
52	NYAGATARE	28	1.8%
53	GATSIBO	19	1.2%
54	KAYONZA	38	2.4%
55	KIREHE	14	0.9%
56	NGOMA	35	2.2%
57	BUGESERA	14	0.9%

Warning: these figures indicate the number of cases found in the data file. They cannot be interpreted as summary statistics of the population of interest.

### # ID2: DISTRICT2

<b>Information</b>	[Type= discrete] [Format=numeric] [Range= 1-8] [Missing=*]
<b>Statistics [NW/ W]</b>	[Valid=1596 /-] [Invalid=0 /-]

Value	Label	Cases	Percentage
1		468	29.3%
2		338	21.2%
3		313	19.6%
4		150	9.4%
5		111	7.0%
6		107	6.7%
7		89	5.6%
8		20	1.3%

Warning: these figures indicate the number of cases found in the data file. They cannot be interpreted as summary statistics of the population of interest.

### # ID3: SECTOR

<b>Information</b>	[Type= discrete] [Format=numeric] [Range= 1-21] [Missing=*]
<b>Statistics [NW/ W]</b>	[Valid=1596 /-] [Invalid=0 /-]

## File : Formal\_employer\_newisic

### # ID3: SECTOR

Value	Label	Cases	Percentage
1		79	4.9%
2		71	4.4%
3		110	6.9%
4		136	8.5%
5		97	6.1%
6		161	10.1%
7		77	4.8%
8		172	10.8%
9		363	22.7%
10		80	5.0%
11		51	3.2%
12		35	2.2%
13		87	5.5%
14		19	1.2%
15		14	0.9%
16		19	1.2%
17		13	0.8%
18		7	0.4%
19		3	0.2%
20		1	0.1%
21		1	0.1%

Warning: these figures indicate the number of cases found in the data file. They cannot be interpreted as summary statistics of the population of interest.

### # ID4: CELL

<b>Information</b>	[Type= discrete] [Format=numeric] [Range= 0-11] [Missing=*]
<b>Statistics [NW/ W]</b>	[Valid=1596 /-] [Invalid=0 /-]

Value	Label	Cases	Percentage
0		2	0.1%
1		331	20.7%
2		322	20.2%
3		506	31.7%
4		231	14.5%
5		103	6.5%
6		45	2.8%
7		40	2.5%
8		5	0.3%
9		9	0.6%
11		2	0.1%

Warning: these figures indicate the number of cases found in the data file. They cannot be interpreted as summary statistics of the population of interest.

### # ID5: VILLAGE

<b>Information</b>	[Type= continuous] [Format=numeric] [Range= 0-33] [Missing=*]
<b>Statistics [NW/ W]</b>	[Valid=1596 /-] [Invalid=0 /-] [Mean=4.75 /-] [StdDev=3.106 /-]



## File : Formal\_employer\_newisic

### # P1: Province Name

**Information** [Type= discrete] [Format=character] [Missing=\*]

**Statistics [NW/ W]** [Valid=1596 /-] [Invalid=0 /-]

Value	Label	Cases	Percentage
MVK		753	47.2%
PROV.EST		168	10.5%
PROV.ESTD		2	0.1%
PROV.NORD		203	12.7%
PROV.OUEST		231	14.5%
PROV.SUD		239	15.0%

*Warning: these figures indicate the number of cases found in the data file. They cannot be interpreted as summary statistics of the population of interest.*

### # P2: District Name

**Information** [Type= discrete] [Format=character] [Missing=\*]

**Statistics [NW/ W]** [Valid=1596 /-] [Invalid=0 /-]

Value	Label	Cases	Percentage
BUGESERA		14	0.9%
BURERA		26	1.6%
GAKENKE		37	2.3%
GASABO		236	14.8%
GATSIBO		19	1.2%
GICUMBI		49	3.1%
GISAGARA		15	0.9%
HUYE		60	3.8%
KAMONYI		20	1.3%
KARONGI		27	1.7%
KAYONZA		38	2.4%
KICUKIRO		150	9.4%
KIREHE		14	0.9%
MUHANGA		49	3.1%
MUSANZE		69	4.3%
NGOMA		35	2.2%
NGORORERO		18	1.1%
NYABIHU		26	1.6%
NYAGATARE		28	1.8%
NYAMAGABE		30	1.9%
NYAMASHEKE		26	1.6%
NYANZA		30	1.9%
NYARUGENGE		367	23.0%
NYARUGURU		14	0.9%
RUBAVU		61	3.8%
RUHANGO		21	1.3%
RURINDO		22	1.4%
RUSIZI		51	3.2%
RUTSIRO		22	1.4%

## File : Formal\_employer\_newisic

### # P2: District Name

Value	Label	Cases	Percentage
RWAMAGANA		22	1.4%

*Warning: these figures indicate the number of cases found in the data file. They cannot be interpreted as summary statistics of the population of interest.*

### # P3: Sector Name

<b>Information</b>	[Type= discrete] [Format=character] [Missing=*]
<b>Statistics [NW/ W]</b>	[Valid=1596 /-] [Invalid=0 /-]

Value	Label	Cases	Percentage
BIGOGWE		5	0.3%
BONEZA		2	0.1%
BUGARAMA		3	0.2%
BUKURE		1	0.1%
BUMBOGO		1	0.1%
BUNGWE		2	0.1%
BUSANZE		2	0.1%
BUSASAMANA		21	1.3%
BUSENGO		3	0.2%
BUSHEKERI		2	0.1%
BUSHENGE		3	0.2%
BUSHOKI		4	0.3%
BUSOGO		3	0.2%
BUTARO		4	0.3%
BUYOGA		2	0.1%
BWERAMANA		3	0.2%
BWEYEYE		1	0.1%
BWISHYURA		5	0.3%
BWISIGE		1	0.1%
BYIMANA		3	0.2%
BYUMBA		12	0.8%
CYABINGO		2	0.1%
CYAHINDA		1	0.1%
CYANIKA		1	0.1%
CYANZARWE		1	0.1%
CYERU		1	0.1%
CYEZA		2	0.1%
CYUMBA		4	0.3%
CYUNGO		1	0.1%
CYUVE		2	0.1%
FUMBWE		3	0.2%
GACACA		2	0.1%
GACURABWEN		2	0.1%
GAHINI		5	0.3%
GAHUNGA		3	0.2%
GAKENKE		6	0.4%
GASAKA		16	1.0%

## File : Formal\_employer\_newisic

### # P3: Sector Name

Value	Label	Cases	Percentage
GASANGE		1	0.1%
GASHAKI		2	0.1%
GASHANDA		1	0.1%
GASHARI		2	0.1%
GASHENYI		2	0.1%
GASHONGA		1	0.1%
GASHORA		1	0.1%
GATEBE		2	0.1%
GATENGA		20	1.3%
GATORE		3	0.2%
GATSATA		14	0.9%
GATUMBA		2	0.1%
GATUNDA		1	0.1%
GIHANGO		1	0.1%
GIHEKE		1	0.1%
GIHOMBO		2	0.1%
GIHURWE		6	0.4%
GIKONDO		32	2.0%
GIKONKO		1	0.1%
GISENYI		35	2.2%
GISHAMVU		1	0.1%
GISHARI		1	0.1%
GISHYITA		1	0.1%
GISOZI		7	0.4%
GITEGA		10	0.6%
GITESI		2	0.1%
GITI		1	0.1%
GITOKI		2	0.1%
HUYE		1	0.1%
JABANA		8	0.5%
JALI		2	0.1%
JANJA		3	0.2%
JENDA		2	0.1%
JOMBA		3	0.2%
KABACUZI		2	0.1%
KABAGALI		1	0.1%
KABARE		2	0.1%
KABARONDO		10	0.6%
KABARORE		6	0.4%
KABAYA		4	0.3%
KACYIRU		38	2.4%
KADUHA		1	0.1%
KAGANO		7	0.4%

## File : Formal\_employer\_newisic

### # P3: Sector Name

Value	Label	Cases	Percentage
KAGARAMA		2	0.1%
KAGEYO		8	0.5%
KAGOGO		1	0.1%
KAMEGERI		2	0.1%
KAMEMBE		23	1.4%
KANAMA		4	0.3%
KANIGA		2	0.1%
KANJONGO		1	0.1%
KANOMBE		21	1.3%
KANSI		2	0.1%
KANYINYA		3	0.2%
KANZENZE		1	0.1%
KARAGO		3	0.2%
KARAMA		3	0.2%
KARANGAZI		4	0.3%
KAREMBO		2	0.1%
KARENGE		3	0.2%
KAVUMU		1	0.1%
KAYENZI		2	0.1%
KAZO		1	0.1%
KIBANGU		2	0.1%
KIBEHO		3	0.2%
KIBILIZI		4	0.3%
KIBIRIZI		2	0.1%
KIBUNGO		19	1.2%
KICUKIRO		33	2.1%
KIGABIRO		6	0.4%
KIGALI		3	0.2%
KIGARAMA		7	0.4%
KIGEYO		3	0.2%
KIGINA		4	0.3%
KIGOMA		4	0.3%
KIMIHURURA		54	3.4%
KIMIRONKO		30	1.9%
KIMISAGARA		28	1.8%
KINAZI		2	0.1%
KINIGI		3	0.2%
KINIHIRA		3	0.2%
KINONI		2	0.1%
KINYINYA		8	0.5%
KIRAMURUZI		2	0.1%
KIREHE		2	0.1%
KIRIMBI		1	0.1%

## File : Formal\_employer\_newisic

### # P3: Sector Name

Value	Label	Cases	Percentage
KITABI		1	0.1%
KIVUMU		2	0.1%
KIVUYE		1	0.1%
KIYOMBE		1	0.1%
KIYUMBA		1	0.1%
MAGERAGERE		2	0.1%
MAHEMBE		1	0.1%
MAMBA		1	0.1%
MANYAGIRO		2	0.1%
MARABA		1	0.1%
MAREBA		2	0.1%
MASAKA		8	0.5%
MASORO		2	0.1%
MATIMBA		2	0.1%
MAYANGE		1	0.1%
MBAZI		4	0.3%
MBUYE		2	0.1%
MIMURI		2	0.1%
MINAZI		1	0.1%
MIYOVE		1	0.1%
MUDENDE		1	0.1%
MUGANZA		4	0.3%
MUGESERA		1	0.1%
MUGINA		4	0.3%
MUGUNGA		2	0.1%
MUHANDA		2	0.1%
MUHANGA		1	0.1%
MUHAZI		6	0.4%
MUHIMA		80	5.0%
MUHONDO		2	0.1%
MUHOZA		45	2.8%
MUKAMA		1	0.1%
MUKAMIRA		3	0.2%
MUKARANGE		15	0.9%
MUKINGO		2	0.1%
MUKO		1	0.1%
MUKURA		1	0.1%
MUNINI		2	0.1%
MURAMA		2	0.1%
MURAMBI		4	0.3%
MURINGA		2	0.1%
MURUNDA		1	0.1%
MURURU		5	0.3%

## File : Formal\_employer\_newisic

### # P3: Sector Name

Value	Label	Cases	Percentage
MUSAMBIRA		1	0.1%
MUSANZE		2	0.1%
MUSASA		1	0.1%
MUSAZA		1	0.1%
MUSEBEYA		1	0.1%
MUSHA		1	0.1%
MUSHISHIRO		2	0.1%
MUSHONYI		2	0.1%
MUSHUBATI		4	0.3%
MUSHUBI		2	0.1%
MUTENDERI		3	0.2%
MUTETE		2	0.1%
MUTUNTU		1	0.1%
MUYAGA		1	0.1%
MUYUMBU		1	0.1%
MUZO		1	0.1%
MWIRI		1	0.1%
MWULIRE		1	0.1%
NASHO		2	0.1%
NDEGO		1	0.1%
NDERA		8	0.5%
NDORA		3	0.2%
NEMBA		5	0.3%
NGAMBA		1	0.1%
NGARAMA		2	0.1%
NGOMA		49	3.1%
NGORORERO		7	0.4%
NIBOYE		12	0.8%
NKOMANE		2	0.1%
NKOMBO		1	0.1%
NKOTSI		1	0.1%
NKUNGU		1	0.1%
NTARABANA		2	0.1%
NTONGWE		1	0.1%
NTYAZO		1	0.1%
NYABIMATA		1	0.1%
NYABINONI		1	0.1%
NYABIRASI		1	0.1%
NYABITEKERI		2	0.1%
NYAGATARE		14	0.9%
NYAGIHANGA		1	0.1%
NYAGISOZI		3	0.2%
NYAKABANDA		8	0.5%

## File : Formal\_employer\_newisic

### # P3: Sector Name

Value	Label	Cases	Percentage
NYAKAENZO		1	0.1%
NYAKILIBA		1	0.1%
NYAMABUYE		34	2.1%
NYAMATA		5	0.3%
NYAMIRAMBO		13	0.8%
NYAMIYAGA		2	0.1%
NYAMUGALI		1	0.1%
NYAMYUMBA		9	0.6%
NYANGE		3	0.2%
NYANKENKE		1	0.1%
NYANZA		1	0.1%
NYARUBUYE		1	0.1%
NYARUGENGE		211	13.2%
NYARUGUNGA		15	0.9%
NYARUSANGE		1	0.1%
NYUNDO		2	0.1%
NZAHABA		1	0.1%
RAMBURA		3	0.2%
RANGIRO		2	0.1%
REMERA		61	3.8%
RILIMA		1	0.1%
RUBAVU		3	0.2%
RUBAYA		3	0.2%
RUBENGERA		8	0.5%
RUGABANO		1	0.1%
RUGARAMA		2	0.1%
RUGENDABARI		1	0.1%
RUGENGABARI		1	0.1%
RUGERA		1	0.1%
RUGERERO		2	0.1%
RUHANGO		12	0.8%
RUHARAMBUG		1	0.1%
RUHASHYA		1	0.1%
RUHERU		1	0.1%
RUHUMA		2	0.1%
RUHUNDE		2	0.1%
RUKARA		1	0.1%
RUKIRA		1	0.1%
RUKOMA		7	0.4%
RUKOMO		8	0.5%
RUKUMBERI		1	0.1%
RULI		7	0.4%
RUNDA		1	0.1%

## File : Formal\_employer\_newisic

### # P3: Sector Name

Value	Label	Cases	Percentage
RURAMBA		1	0.1%
RURAMIRA		2	0.1%
RUREMBO		1	0.1%
RURENGE		1	0.1%
RUSARABUYE		2	0.1%
RUSASA		2	0.1%
RUSATIRA		1	0.1%
RUSHASHI		4	0.3%
RUSORORO		6	0.4%
RUTARE		1	0.1%
RWABICUMBI		2	0.1%
RWAMIKO		1	0.1%
RWANKUBA		1	0.1%
RWAZA		3	0.2%
RWEMPASHA		1	0.1%
RWERERE		2	0.1%
RWEZAMENYO		10	0.6%
RWIMBOGO		5	0.3%
RWINKWAVU		2	0.1%
SAKE		4	0.3%
SAVE		3	0.2%
SHANGASHA		1	0.1%
SHANGI		4	0.3%
SHINGIRO		1	0.1%
SHYARA		1	0.1%
SHYIRA		3	0.2%
SHYOGWE		2	0.1%
SHYORONGI		4	0.3%
SOVU		1	0.1%
TARE		3	0.2%
TUMBA		4	0.3%
TWUMBA		3	0.2%
ZAZA		1	0.1%

Warning: these figures indicate the number of cases found in the data file. They cannot be interpreted as summary statistics of the population of interest.

### # P4: Cell Name

<b>Information</b>	[Type= discrete] [Format=character] [Missing=*]		
<b>Statistics [NW/ W]</b>	[Valid=1596 /-] [Invalid=0 /-]		
Value	Label	Cases	Percentage
AGATEKO		1	0.1%
AKABAHIZI		3	0.2%
AKABOTI		1	0.1%
AKABUGA		1	0.1%
AKAMATAMU		3	0.2%



## File : Formal\_employer\_newisic

### # P4: Cell Name

Value	Label	Cases	Percentage
AKANYAMASH		1	0.1%
AKAZIBA		1	0.1%
AKINYAMBO		1	0.1%
AMAHORO		9	0.6%
BANDA		1	0.1%
BIBARE		15	0.9%
BIGOGA		1	0.1%
BIKARA		1	0.1%
BIRAMBO		2	0.1%
BIREMBO		1	0.1%
BIRUYI		1	0.1%
BIRYIGO		1	0.1%
BIRYOGO		6	0.4%
BISENGA		1	0.1%
BITARE		1	0.1%
BUGARAGARA		2	0.1%
BUGARAMA		1	0.1%
BUGARUKA		1	0.1%
BUGARURA		1	0.1%
BUGOMBA		1	0.1%
BUGOYI		8	0.5%
BUHANDA		1	0.1%
BUHIMBA		1	0.1%
BUKINANYANA		4	0.3%
BULIBA		1	0.1%
BUMARA		1	0.1%
BUNGWE		2	0.1%
BUNYUNJU		1	0.1%
BURAMBA		1	0.1%
BURIMA		1	0.1%
BURIMBA		1	0.1%
BURUNGA		2	0.1%
BUSANZA		1	0.1%
BUSETSA		1	0.1%
BUSHAKA		2	0.1%
BUSHARA		1	0.1%
BUSORO		3	0.2%
BUTARE		42	2.6%
BUVUNGIRA		2	0.1%
BUZINGA		1	0.1%
BWISIGE		1	0.1%
BWIZA		2	0.1%
BYAHI		1	0.1%

## File : Formal\_employer\_newisic

### # P4: Cell Name

Value	Label	Cases	Percentage
CONGO NIL		1	0.1%
CYABAGARURU		1	0.1%
CYABAJWA		9	0.6%
CYABARARIKA		1	0.1%
CYABATWA		1	0.1%
CYAHINDA		1	0.1%
CYAMUGANGA		1	0.1%
CYAMUKIZA		1	0.1%
CYANYA		3	0.2%
CYANZA		1	0.1%
CYARUBARE		2	0.1%
CYARUSERA		2	0.1%
CYASEMAKAM		12	0.8%
CYASENAKAMI		1	0.1%
CYERU		1	0.1%
CYIMO		3	0.2%
CYIVUGIZA		4	0.3%
CYOGO		1	0.1%
CYOTAMAKAR		1	0.1%
CYUNUZI		1	0.1%
FUGI		1	0.1%
GABIRO		2	0.1%
GACACA		2	0.1%
GACURABWEN		8	0.5%
GACURIRO		4	0.3%
GACYAMO		1	0.1%
GAFUKA		1	0.1%
GAFUNZO		1	0.1%
GAHAMA		1	0.1%
GAHINGA		4	0.3%
GAHOGO		25	1.6%
GAHOMBO		1	0.1%
GAHORORO		1	0.1%
GAHUNGA		1	0.1%
GAKENKE		2	0.1%
GAKO		2	0.1%
GAKOMA		1	0.1%
GAKONI		2	0.1%
GAKUTA		2	0.1%
GASAKA		1	0.1%
GASARENDA		1	0.1%
GASEKE		2	0.1%
GASHARU		10	0.6%

## File : Formal\_employer\_newisic

### # P4: Cell Name

Value	Label	Cases	Percentage
GASHENYI		1	0.1%
GASHORO		1	0.1%
GASHWATI		2	0.1%
GASIZA		1	0.1%
GASURA		1	0.1%
GATAGARA		2	0.1%
GATARE		3	0.2%
GATATE		1	0.1%
GATENGA		2	0.1%
GATOBOTOBO		1	0.1%
GATOKI		1	0.1%
GATOVU		1	0.1%
GATSIBO		1	0.1%
GATWA		2	0.1%
GIHEKE		1	0.1%
GIHEMBE		1	0.1%
GIHINGA		1	0.1%
GIHUNDWE		9	0.6%
GIHUTA		1	0.1%
GIKINGO		1	0.1%
GIKOMA		1	0.1%
GIKONKO		1	0.1%
GIRYI		1	0.1%
GISA		1	0.1%
GISAGARA		2	0.1%
GISANZE		4	0.3%
GISESERO		2	0.1%
GISHIKE		1	0.1%
GISIZA		2	0.1%
GISIZI		1	0.1%
GISUNA		1	0.1%
GITABURA		1	0.1%
GITARAGA		1	0.1%
GITARAMA		7	0.4%
GITEGA		1	0.1%
GITINDA		1	0.1%
GITUZA		1	0.1%
GQHOGO		1	0.1%
HIGIRO		1	0.1%
HUYE		1	0.1%
IMPALA		1	0.1%
IVUGIZA		1	0.1%
JABA		1	0.1%

## File : Formal\_employer\_newisic

### # P4: Cell Name

Value	Label	Cases	Percentage
JANGO		1	0.1%
JENDA		1	0.1%
JURU		1	0.1%
JURWE		1	0.1%
KABAGIRA		1	0.1%
KABAJENGERE		1	0.1%
KABARORE		3	0.2%
KABASENGERE		1	0.1%
KABASENGERE		24	1.5%
KABASORE		1	0.1%
KABATEZI		1	0.1%
KABATWA		1	0.1%
KABAYA		2	0.1%
KABEZA		26	1.6%
KABILIZI		1	0.1%
KABONA		1	0.1%
KABUGA		3	0.2%
KABUGA I		2	0.1%
KABUGONDO		1	0.1%
KABUGURU I		1	0.1%
KABUGURU II		2	0.1%
KABUSHINGE		2	0.1%
KABUYE		4	0.3%
KACYIRU		1	0.1%
KADAHENDA		1	0.1%
KADUHA		1	0.1%
KAGANO		2	0.1%
KAGATAMU		2	0.1%
KAGENGE		1	0.1%
KAGESHI		1	0.1%
KAGEYO		5	0.3%
KAGINA		12	0.8%
KAGOMA		1	0.1%
KAGUGU		2	0.1%
KAGUNGA		2	0.1%
KAHINA		1	0.1%
KAJEVUBA		1	0.1%
KAMASHANGI		11	0.7%
KAMASHASHI		8	0.5%
KAMASIGA		1	0.1%
KAMATAMU		13	0.8%
KAMATETA		1	0.1%
KAMATITA		3	0.2%

## File : Formal\_employer\_newisic

### # P4: Cell Name

Value	Label	Cases	Percentage
KAMEMBE		1	0.1%
KAMONYI		2	0.1%
KAMPANGA		1	0.1%
KAMPEMBE		1	0.1%
KAMUGINA		1	0.1%
KAMUHOZA		6	0.4%
KAMUKINA		17	1.1%
KAMURERE		1	0.1%
KAMUSENYI		2	0.1%
KAMUTAMU		1	0.1%
KAMUTORA		1	0.1%
KAMUTWA		9	0.6%
KANAMA		1	0.1%
KANKUBA		2	0.1%
KANSEREGE		10	0.6%
KANTUTU		1	0.1%
KANYAFURWA		1	0.1%
KANYAMITAN/		1	0.1%
KANYANA		1	0.1%
KANYONZA		1	0.1%
KANYUNDO		1	0.1%
KARABA		1	0.1%
KARAMA		2	0.1%
KARAMBI		3	0.2%
KARAMBO		15	0.9%
KAREBA		1	0.1%
KAREMEREYE		1	0.1%
KARENGE		10	0.6%
KARENGERA		2	0.1%
KARUGIRA		3	0.2%
KARUJUMBA		1	0.1%
KARUKUNGU		1	0.1%
KARURUMA		1	0.1%
KARWASA		1	0.1%
KASEKE		1	0.1%
KAVUMU		4	0.3%
KAWANGIRE		1	0.1%
KAYENZI		1	0.1%
KAYONZA		5	0.3%
KAYOVU		1	0.1%
KAZABE		1	0.1%
KAZIRABONDE		1	0.1%
KIBAGABAGA		10	0.6%

## File : Formal\_employer\_newisic

### # P4: Cell Name

Value	Label	Cases	Percentage
KIBARE		1	0.1%
KIBARI		1	0.1%
KIBAZA		13	0.8%
KIBEGA		1	0.1%
KIBEHO		3	0.2%
KIBENGA		6	0.4%
KIBIBI		1	0.1%
KIBILIZI		1	0.1%
KIBINGO		2	0.1%
KIBIRIZI		2	0.1%
KIBOGORA		1	0.1%
KIBUGUZO		1	0.1%
KIBUYE		2	0.1%
KICUKIRO		6	0.4%
KIDAKAMA		1	0.1%
KIGABIRO		1	0.1%
KIGARAMA		1	0.1%
KIGEME		3	0.2%
KIGOMBE		11	0.7%
KIGOME		1	0.1%
KIJOTE		2	0.1%
KIMARANZARA		2	0.1%
KIMENGE		1	0.1%
KIMIHURURA		29	1.8%
KIMISAGARA		26	1.6%
KIMO		1	0.1%
KIMUHURURA		1	0.1%
KIMUKINA		1	0.1%
KINIHA		3	0.2%
KINOGA		1	0.1%
KINTU		1	0.1%
KINUNGA		18	1.1%
KINYAMI		2	0.1%
KINYANA		1	0.1%
KINYANZA		1	0.1%
KIRAGA		2	0.1%
KIRAMBI		1	0.1%
KIRAMBO		2	0.1%
KIREHE		1	0.1%
KIREREMA		1	0.1%
KIRIBATA		1	0.1%
KIRWA		1	0.1%
KIVU		1	0.1%

## File : Formal\_employer\_newisic

### # P4: Cell Name

Value	Label	Cases	Percentage
KIVUMU		7	0.4%
KIYABO		1	0.1%
KIYANZI		1	0.1%
KIYOVU		183	11.5%
KIZIBE		1	0.1%
KORA		7	0.4%
KUCUKIRO		1	0.1%
KURANGURA		1	0.1%
MAGERAGERE		1	0.1%
MAHOKO		2	0.1%
MAKERA		1	0.1%
MAKORO		1	0.1%
MALIMBA		1	0.1%
MAMBA		2	0.1%
MARA		1	0.1%
MARABA		1	0.1%
MAREMBO		1	0.1%
MARIBA		1	0.1%
MASHYA		1	0.1%
MATABA		2	0.1%
MATYAZO		2	0.1%
MBARE		1	0.1%
MBATI		2	0.1%
MBUGANGARI		1	0.1%
MBWE		1	0.1%
MENGO		1	0.1%
MESHERO		1	0.1%
MINANIRA 1		1	0.1%
MINZI		2	0.1%
MISHUNGERO		1	0.1%
MIYOVE		1	0.1%
MPANDA		1	0.1%
MPEMBE		2	0.1%
MPENDE		1	0.1%
MPENGE		16	1.0%
MPINGA		1	0.1%
MUBUGA		2	0.1%
MUCACA		3	0.2%
MUGAMBAZI		1	0.1%
MUGERA		1	0.1%
MUGOTE		3	0.2%
MUGURAMO		2	0.1%
MUHAZA		1	0.1%

## File : Formal\_employer\_newisic

### # P4: Cell Name

Value	Label	Cases	Percentage
MUHIRA		1	0.1%
MUHONDO		1	0.1%
MUHORORO		1	0.1%
MUHOZA		1	0.1%
MUHWEHWE		1	0.1%
MUKIMBA		1	0.1%
MUKO		1	0.1%
MUKOTO		1	0.1%
MULINDI		1	0.1%
MULINGA		1	0.1%
MUMENA		8	0.5%
MUNANIRA		2	0.1%
MUNANIRA 1		2	0.1%
MUNANIRA 2		1	0.1%
MUNAZI		2	0.1%
MUNINI		1	0.1%
MUNYANA		1	0.1%
MUNYINYA		1	0.1%
MURAMA		3	0.2%
MURAMBA		1	0.1%
MURAMBI		3	0.2%
MURANDI		1	0.1%
MURARA		2	0.1%
MUREHE		1	0.1%
MURENGE		1	0.1%
MURWA		1	0.1%
MUSAZA		1	0.1%
MUSENYI		2	0.1%
MUSEZERO		2	0.1%
MUSHAKA		2	0.1%
MUTANDI		1	0.1%
MUTARAMA		1	0.1%
MUTENDERI		2	0.1%
MUTSINDO		1	0.1%
MUTUNDA		1	0.1%
MUTUTU		1	0.1%
MUYANGE		2	0.1%
MUYUNZWE		1	0.1%
MWUMBA		2	0.1%
NDAGO		1	0.1%
NDANGO		1	0.1%
NENGO		18	1.1%
NGANZO		1	0.1%



## File : Formal\_employer\_newisic

### # P4: Cell Name

Value	Label	Cases	Percentage
NGARAMA		2	0.1%
NGARURIRA		1	0.1%
NGENDA		1	0.1%
NGOMA		9	0.6%
NIBOYE		10	0.6%
NIBOYI		1	0.1%
NINDA		1	0.1%
NINZI		4	0.3%
NKANGA		2	0.1%
NKINGO		2	0.1%
NKOMANE		1	0.1%
NKOMERO		1	0.1%
NKONDO		2	0.1%
NKORA		2	0.1%
NKOTO		1	0.1%
NKUMBURE		1	0.1%
NONKO		1	0.1%
NTARUKA		2	0.1%
NTENDEZI		1	0.1%
NTUNGA		1	0.1%
NYABIGOMA		1	0.1%
NYABISINDU		2	0.1%
NYABITARE		1	0.1%
NYABUBARE		1	0.1%
NYABUGOGO		10	0.6%
NYAGAHINGA		1	0.1%
NYAGASAMBU		2	0.1%
NYAGASENYI		2	0.1%
NYAGASOZI		1	0.1%
NYAGATARE		16	1.0%
NYAGATOVU		12	0.8%
NYAKABANDA		2	0.1%
NYAKABANDA I		3	0.2%
NYAKABANDA I		1	0.1%
NYAKAGAGUN		1	0.1%
NYAKAMIRA		1	0.1%
NYAKANAZI		1	0.1%
NYAKAREKARI		1	0.1%
NYAKARERE		1	0.1%
NYAMABUYE		9	0.6%
NYAMAGANA		5	0.3%
NYAMASHEKE		1	0.1%

## File : Formal\_employer\_newisic

### # P4: Cell Name

Value	Label	Cases	Percentage
NYAMATA		1	0.1%
NYAMATA VILLE		4	0.3%
NYAMBARE		2	0.1%
NYAMICUCU		1	0.1%
NYAMIRAMA		2	0.1%
NYAMIREMBE		1	0.1%
NYAMIRYANGU		1	0.1%
NYAMITANGA		1	0.1%
NYAMITANZI		1	0.1%
NYAMIYAGA		1	0.1%
NYAMUGALI		11	0.7%
NYAMUGARI		6	0.4%
NYAMUGEYO		1	0.1%
NYAMYUMBA		1	0.1%
NYANGE		5	0.3%
NYANZA		18	1.1%
NYARATARAM		1	0.1%
NYARUGENGE		1	0.1%
NYARUGURU		1	0.1%
NYARUNYINYA		1	0.1%
NYARURAMA		2	0.1%
NYARUREMA		1	0.1%
NYARUSANGE		5	0.3%
NYARUSIZA		1	0.1%
NYARUSOZI		1	0.1%
NYARUTARAM		13	0.8%
NYATUBUYE		1	0.1%
NYENJI		1	0.1%
NYIRABIRORI		1	0.1%
NYIRAKIGUGU		1	0.1%
NYIRANGARAM		2	0.1%
NYONIRIMA		1	0.1%
NYUMBA		1	0.1%
NYUNDO		2	0.1%
NZOVE		3	0.2%
RANGO		1	0.1%
RANGO B		1	0.1%
REBERO		3	0.2%
REMERA		7	0.4%
RUBAYA		1	0.1%
RUBILIZI		1	0.1%
RUBIRIZI		1	0.1%
RUBONA		4	0.3%

## File : Formal\_employer\_newisic

### # P4: Cell Name

Value	Label	Cases	Percentage
RUBURIZI		1	0.1%
RUDASHYA		1	0.1%
RUGANDA		2	0.1%
RUGANDO		4	0.3%
RUGANGO		2	0.1%
RUGARAMA		3	0.2%
RUGARI		2	0.1%
RUGENGE		5	0.3%
RUGESE		1	0.1%
RUHANGA		6	0.4%
RUHANGO		1	0.1%
RUHEMBE		1	0.1%
RUHENGERI		11	0.7%
RUHINA		1	0.1%
RUHUHA		2	0.1%
RUHUNDA		1	0.1%
RUKARAGATA		1	0.1%
RUKIRA II		1	0.1%
RUKIRI		3	0.2%
RUKIRI 2		2	0.1%
RUKIRI I		23	1.4%
RUKIRI II		13	0.8%
RUKIRIII		1	0.1%
RUKOMA		1	0.1%
RULI		4	0.3%
RULIBA		1	0.1%
RUNYOMBYI		1	0.1%
RUNYOMYI		1	0.1%
RURABA		1	0.1%
RURAMBA		2	0.1%
RURANGAZI		1	0.1%
RURENGERI		1	0.1%
RUSAGARA		5	0.3%
RUSAMBYA		1	0.1%
RUSASA		1	0.1%
RUSEKERA		1	0.1%
RUSOVU		1	0.1%
RUSUMO		2	0.1%
RUSUSA		4	0.3%
RUTABO		1	0.1%
RUTENDERI		1	0.1%
RUTURO		1	0.1%
RUYENZI		1	0.1%

## File : Formal\_employer\_newisic

### # P4: Cell Name

Value	Label	Cases	Percentage
RWAMBOGO		2	0.1%
RWAMPARA		4	0.3%
RWANKONJO		2	0.1%
RWANTONDE		1	0.1%
RWANZA		2	0.1%
RWAPARA		1	0.1%
RWASA		2	0.1%
RWAZA		1	0.1%
RWEBEYA		1	0.1%
RWEMPASHA		1	0.1%
RWESERO		3	0.2%
RWEZAMENYO		2	0.1%
RWEZAMENYO 2		2	0.1%
RWEZAMENYO I		1	0.1%
RWEZAMENYO II		1	0.1%
RWIMBOGO		8	0.5%
RWISIRABO		2	0.1%
RYABIZIGE		1	0.1%
RYARUYUMBA		1	0.1%
SABUSARO		1	0.1%
SAHARA		1	0.1%
SEMAKAMBA		1	0.1%
SHANGI		2	0.1%
SHARA		1	0.1%
SHENGAMPULI		1	0.1%
SHYEMBE		3	0.2%
SHYIRA		1	0.1%
SURE		1	0.1%
TABA		1	0.1%
TANDA		1	0.1%
TARA		1	0.1%
TEME		1	0.1%
TERIMBERE		2	0.1%
TETERO		2	0.1%
TYAZO		1	0.1%
UBUMWE		11	0.7%
UMUBUGA		1	0.1%
URUGARAMA		4	0.3%
UWACYIZA		1	0.1%
amahoro		2	0.1%
barari		1	0.1%

## File : Formal\_employer\_newisic

### # P4: Cell Name

Value	Label	Cases	Percentage
butare		1	0.1%
kabasengerezi		5	0.3%
kabeza		2	0.1%
kavumu		1	0.1%
kiyovu		16	1.0%
mubuga		1	0.1%
murama		1	0.1%
musezero		4	0.3%
nyabugogo		4	0.3%
nyanza		1	0.1%
ruhango		1	0.1%
rukiri1		1	0.1%
rukiri2		2	0.1%
rwezamenyo2		1	0.1%
ubumwe		1	0.1%

*Warning: these figures indicate the number of cases found in the data file. They cannot be interpreted as summary statistics of the population of interest.*

### # P5: Village Name

**Information** [Type= discrete] [Format=character] [Missing=\*]

**Statistics [NW/ W]** [Valid=1592 /-] [Invalid=0 /-]

Value	Label	Cases	Percentage
ABATARASHW.		1	0.1%
ABEZA		2	0.1%
ABISUNGANYE		2	0.1%
AGASARO		1	0.1%
AGASHARU		1	0.1%
AGASHYITSI		1	0.1%
AGATARE		1	0.1%
AGATONDE		1	0.1%
AGHATEKO		1	0.1%
AHITEGEYE		1	0.1%
AKABAKENE		1	0.1%
AKABEZA		12	0.8%
AKABIRA		1	0.1%
AKABUTARE		1	0.1%
AKAMASINE		1	0.1%
AKANYAMUGA		1	0.1%
AKANYARU		1	0.1%
AKANYINYA		2	0.1%
AKANYIRAMUC		1	0.1%
AKARAMBO		1	0.1%
AKAREHE		1	0.1%
AKARUBANDA		1	0.1%
AKARUBIMBUF		1	0.1%

## File : Formal\_employer\_newisic

### # P5: Village Name

Value	Label	Cases	Percentage
AKEBEZA		1	0.1%
AKINDEGE		2	0.1%
AKISORO		1	0.1%
AKUMWUNGUZ		1	0.1%
AMAHORO		28	1.8%
AMAJYAMBERI		11	0.7%
AMAKYAMBER		1	0.1%
AMAREMBO		9	0.6%
AMASANGANO		1	0.1%
AMIZERO		2	0.1%
ARARUBIMBUR		1	0.1%
BAHOZA		1	0.1%
BAHOZI		1	0.1%
BAMBA		1	0.1%
BAMBIRO		1	0.1%
BARIZA		1	0.1%
BARIZO		1	0.1%
BATERO		1	0.1%
BENINKA		1	0.1%
BERESHI		1	0.1%
BIDUDU		1	0.1%
BIHOME		1	0.1%
BIMUNGA		1	0.1%
BINUNGA		1	0.1%
BIRAMBO		1	0.1%
BIREMBO		1	0.1%
BIROGO		2	0.1%
BIRUGU		1	0.1%
BIRYOGO		2	0.1%
BRASSERIE		1	0.1%
BUCYERU		1	0.1%
BUDACYA		1	0.1%
BUDIHO		1	0.1%
BUGESERA		2	0.1%
BUGEYO		1	0.1%
BUGOYI		1	0.1%
BUHORO		4	0.3%
BUHUNDE		1	0.1%
BUKINANYANA		21	1.3%
BUKINGA		1	0.1%
BUKOMERO		1	0.1%
BUKORORA		1	0.1%
BURAZA		1	0.1%

## File : Formal\_employer\_newisic

### # P5: Village Name

Value	Label	Cases	Percentage
BURORERO		1	0.1%
BURUNGA		3	0.2%
BUSA		1	0.1%
BUSANZA		2	0.1%
BUSASAMANA		2	0.1%
BUSENYI		4	0.3%
BUSHIMA		1	0.1%
BUSUSURUKE		1	0.1%
BUTANGAMPU		1	0.1%
BUTARO		1	0.1%
BUTENGA		1	0.1%
BWIZA		7	0.4%
BYIMANA		9	0.6%
CYABAJWA		3	0.2%
CYABAMI		1	0.1%
CYAGANYONI		1	0.1%
CYAHAFI		3	0.2%
CYAMABUYE		1	0.1%
CYANYUNGA		1	0.1%
CYAPA		2	0.1%
CYERU		2	0.1%
CYEZA		1	0.1%
CYIMANA		3	0.2%
CYIMANVOVU		1	0.1%
GABIRO		5	0.3%
GACURABWEN		4	0.3%
GACYANO		1	0.1%
GAHABWA		1	0.1%
GAHAMA		2	0.1%
GAHANGA		1	0.1%
GAHANIKA		1	0.1%
GAHIRA		1	0.1%
GAHONDO		1	0.1%
GAHWAZI		3	0.2%
GAKARAZA		1	0.1%
GAKENKE		1	0.1%
GAKENYERI		1	0.1%
GAKERI		1	0.1%
GAKOKO		1	0.1%
GAKOMA		4	0.3%
GAKONI		1	0.1%
GAKORO		2	0.1%
GAKURAZO		2	0.1%

## File : Formal\_employer\_newisic

### # P5: Village Name

Value	Label	Cases	Percentage
GAKUTA		1	0.1%
GAKUYO		1	0.1%
GANZA		4	0.3%
GASABO		2	0.1%
GASAGARA		1	0.1%
GASANZE		1	0.1%
GASAVE		4	0.3%
GASEKE		3	0.2%
GASEREGANYA		1	0.1%
GASHARARA		1	0.1%
GASHARI		1	0.1%
GASHARU		9	0.6%
GASHIHA		9	0.6%
GASHIRIKI		1	0.1%
GASHIRWE		1	0.1%
GASHORO		1	0.1%
GASHYIRWE		1	0.1%
GASHYUSHYA		1	0.1%
GASIZA		3	0.2%
GASURA		1	0.1%
GASYANKINGI		1	0.1%
GATABA		2	0.1%
GATAGARA		1	0.1%
GATAKA		1	0.1%
GATANDAGAN		1	0.1%
GATARE		3	0.2%
GATARE II		1	0.1%
GATEBE		1	0.1%
GATENGA		1	0.1%
GATIKA		2	0.1%
GATONDE		1	0.1%
GATONGATI		1	0.1%
GATOVU		1	0.1%
GATSINSINO		1	0.1%
GATUNA		1	0.1%
GATWA		2	0.1%
GATWARO		1	0.1%
GICKIZA		1	0.1%
GICUMBI		2	0.1%
GIFUBA		1	0.1%
GIHANGA		1	0.1%
GIHINGA		2	0.1%
GIHISI A		1	0.1%



## File : Formal\_employer\_newisic

### # P5: Village Name

Value	Label	Cases	Percentage
GIHUNDWE		2	0.1%
GIHURA		1	0.1%
GIKARANI		2	0.1%
GIKERI		1	0.1%
GIKURUBUYU		1	0.1%
GIKUYU		3	0.2%
GIKWEGE		9	0.6%
GIPANDI		1	0.1%
GIPONDA		2	0.1%
GIPOROSO		4	0.3%
GIPOROSO I		8	0.5%
GIPOROSO1		1	0.1%
GIRAMAHORO		2	0.1%
GIRANEZA		1	0.1%
GISAGARA		1	0.1%
GISENYI		1	0.1%
GISHUSHU		4	0.3%
GISIMENTI		12	0.8%
GISIZA		1	0.1%
GISIZI		1	0.1%
GISORO		1	0.1%
GISUNZU		1	0.1%
GITABA		3	0.2%
GITARAGA		1	0.1%
GITEBE I		1	0.1%
GITEGA		1	0.1%
GITESANYI		1	0.1%
GITUNTU		2	0.1%
GITURUKA		1	0.1%
GITWA		1	0.1%
GITWE		1	0.1%
HANIKA		1	0.1%
HIKORE		1	0.1%
HURIRO		1	0.1%
HUYE		1	0.1%
IBARE		1	0.1%
IBUHHORO		1	0.1%
ICYEZA		2	0.1%
IGISUBIZO		1	0.1%
IHEMA		1	0.1%
IHURIRO		18	1.1%
IJABIRO		3	0.2%
IKANA		9	0.6%

## File : Formal\_employer\_newisic

### # P5: Village Name

Value	Label	Cases	Percentage
IMANZI		4	0.3%
IMENA		9	0.6%
IMIHIGO		3	0.2%
IMIHIGO MYIZA		1	0.1%
INDANGAMIRW		9	0.6%
INDATWA		1	0.1%
INGENZI		2	0.1%
INGORO		1	0.1%
INKINGI		4	0.3%
INSHUTI		5	0.3%
INTAMBWE		5	0.3%
INTIGANDA		1	0.1%
INTWALI		1	0.1%
INTWARI		7	0.4%
INYAMIBWA		4	0.3%
INYAMUREMBO		1	0.1%
INYANGE		5	0.3%
INYARIREMBO		1	0.1%
INYARUREMBO		107	6.7%
INYENYERI		1	0.1%
IREBERO		1	0.1%
IREMBO		4	0.3%
IRIBA		3	0.2%
IRYARURENGO		1	0.1%
ISANGANO		18	1.1%
ISHEMA		27	1.7%
ISHUSHO		1	0.1%
ISIBO		2	0.1%
ISOKO		1	0.1%
ITETERO		2	0.1%
ITUZE		12	0.8%
JALI		1	0.1%
JURU		8	0.5%
KABACUZI		5	0.3%
KABAGALI		3	0.2%
KABAGARI		1	0.1%
KABAJOBA		1	0.1%
KABAJOGO		3	0.2%
KABANDE		3	0.2%
KABARAZA		2	0.1%
KABARE		5	0.3%
KABARI		1	0.1%
KABARONDO		7	0.4%

## File : Formal\_employer\_newisic

### # P5: Village Name

Value	Label	Cases	Percentage
KABARORE		1	0.1%
KABARORE 1		1	0.1%
KABARORE I		1	0.1%
KABASENGERE		3	0.2%
KABASHI		1	0.1%
KABASORE		1	0.1%
KABAYA		1	0.1%
KABERE		2	0.1%
KABEZA		10	0.6%
KABINGO		1	0.1%
KABOMBO		1	0.1%
KABUGA		4	0.3%
KABUHUNDE 2		1	0.1%
KABUNGO		1	0.1%
KABUSHONGO		1	0.1%
KABUSUNZU		1	0.1%
KABUTARE		4	0.3%
KABUYE		2	0.1%
KABUYE I		1	0.1%
KADASOMWA		1	0.1%
KADASONWA		1	0.1%
KAGATAMU		1	0.1%
KAGELI		1	0.1%
KAGERI		1	0.1%
KAGIKONGORC		1	0.1%
KAGOLI		1	0.1%
KAGUNGA I		1	0.1%
KAGUNGA II		1	0.1%
KAJEJE		1	0.1%
KAJEVUBA		1	0.1%
KAJIRIJIRI		1	0.1%
KALISIMBI		2	0.1%
KAMABARE		1	0.1%
KAMABUYE		2	0.1%
KAMAGANGA		1	0.1%
KAMAHORO		1	0.1%
KAMAHWA		3	0.2%
KAMANYENGA		1	0.1%
KAMAREBE		1	0.1%
KAMATAMU		1	0.1%
KAMATARE		1	0.1%
KAMATETE		1	0.1%
KAMAZURU		1	0.1%

## File : Formal\_employer\_newisic

### # P5: Village Name

Value	Label	Cases	Percentage
KAMONYI		4	0.3%
KAMUGIMA		1	0.1%
KAMUGINA		4	0.3%
KAMUHILI		1	0.1%
KAMUHIRE		3	0.2%
KAMUKENKE		1	0.1%
KAMUNGA		1	0.1%
KAMUNYINYA		1	0.1%
KAMURAMIRA		1	0.1%
KAMUZI		1	0.1%
KAMWIJAGI		1	0.1%
KAMWIRIRI		1	0.1%
KANA		6	0.4%
KANKA		1	0.1%
KANKANGA		1	0.1%
KANOGO		1	0.1%
KANONDO		1	0.1%
KANSEREGE		1	0.1%
KANSEREGE I		1	0.1%
KANSEREGE II		2	0.1%
KANSEREGE III		2	0.1%
KANTARA		1	0.1%
KANUNGA		1	0.1%
KANYAMPEREI		1	0.1%
KANYINYA		2	0.1%
KANYOVE		1	0.1%
KANYWIRIRI		1	0.1%
KARAMA		2	0.1%
KARAMBI		3	0.2%
KARAMBO		1	0.1%
KARANGAZI		2	0.1%
KARANGIRO		1	0.1%
KARENGE		1	0.1%
KARISIMBI		3	0.2%
KARUBANDA		2	0.1%
KARUHIGI		1	0.1%
KARUJUMBA		1	0.1%
KARUKAMBA		1	0.1%
KARUKINA		1	0.1%
KARUMBI		1	0.1%
KARURUMA		2	0.1%
KASHYAMBA		1	0.1%
KAVOMO		1	0.1%

## File : Formal\_employer\_newisic

### # P5: Village Name

Value	Label	Cases	Percentage
KAVUMU		9	0.6%
KAVUNE		2	0.1%
KAYONZA CENTRE		3	0.2%
KAYOVE		1	0.1%
KAZIRANKORO		1	0.1%
KAZUBA		1	0.1%
KEYA		1	0.1%
KIBACYIRO		1	0.1%
KIBANDE		1	0.1%
KIBAYA		3	0.2%
KIBAYI		1	0.1%
KIBINGO		1	0.1%
KIBIRARO I		1	0.1%
KIBIRARO II		2	0.1%
KIBIRAROI		1	0.1%
KIBONDO		1	0.1%
KICUKIRO		2	0.1%
KIDOMO		2	0.1%
KIGABIRO		1	0.1%
KIGARAMA		4	0.3%
KIGEYO		1	0.1%
KIGOBE		1	0.1%
KIGOMBE		1	0.1%
KIGORORA		1	0.1%
KIGUFI		1	0.1%
KIGUGU I		6	0.4%
KIGUGU II		4	0.3%
KIGUGU III		1	0.1%
KIGUGU1		1	0.1%
KIGUGU3		1	0.1%
KIMISAGARA		1	0.1%
KINENGWE		1	0.1%
KINIHIRA		1	0.1%
KINTEKO		1	0.1%
KINUNGA		4	0.3%
KINUNGA I		1	0.1%
KINUNU		1	0.1%
KINYAGA		1	0.1%
KINYANA		1	0.1%
KINYINYA		1	0.1%
KIRAMBO		3	0.2%
KIREHE		1	0.1%
KIRINGA		1	0.1%

## File : Formal\_employer\_newisic

### # P5: Village Name

Value	Label	Cases	Percentage
KIRUMA		1	0.1%
KISIMENTI		1	0.1%
KISMENT		1	0.1%
KIVU		2	0.1%
KIVUGIZA		2	0.1%
KIVUMU		6	0.4%
KIYOKO		1	0.1%
KIYONZA		1	0.1%
KIYORO		1	0.1%
KIYOVU		9	0.6%
KIZI		1	0.1%
KOKOBE		1	0.1%
KORA		1	0.1%
KUNINI		1	0.1%
MAHOKO		2	0.1%
MAHORO		2	0.1%
MAMBA		5	0.3%
MAREMBA		1	0.1%
MAREMBO		1	0.1%
MAREMBO 1		1	0.1%
MAREMBO I		3	0.2%
MARIBA		1	0.1%
MASAKA		1	0.1%
MASANGO		2	0.1%
MASHYIGA		1	0.1%
MASWA1		1	0.1%
MATABA		2	0.1%
MATYAZO		1	0.1%
MBATI		1	0.1%
MBOGO		1	0.1%
MESHERO		1	0.1%
MISHUNGERO		1	0.1%
MISUFI		1	0.1%
MITABO		2	0.1%
MPAKABAVU		1	0.1%
MPANDU		1	0.1%
MPINGA		1	0.1%
MPUMU		1	0.1%
MUBOROGO		1	0.1%
MUBUGA		4	0.3%
MUCYERI		1	0.1%
MUGARI		1	0.1%
MUGENI		1	0.1%

## File : Formal\_employer\_newisic

### # P5: Village Name

Value	Label	Cases	Percentage
MUGUNGA		1	0.1%
MUGWATO		1	0.1%
MUHABURA		1	0.1%
MUHE		3	0.2%
MUHERA		1	0.1%
MUHIGO		1	0.1%
MUHONDO		1	0.1%
MUHOZA		1	0.1%
MUHUTA		1	0.1%
MUJABAGIRO		1	0.1%
MUJYEJURU		2	0.1%
MUJYEJURU I		1	0.1%
MUKO		1	0.1%
MUKONGORO		1	0.1%
MUKUNGU		1	0.1%
MUKURA I		1	0.1%
MULINDI		2	0.1%
MULTIMEDIA		3	0.2%
MUMENA		3	0.2%
MUNARI		1	0.1%
MUNINI		1	0.1%
MUNYINYA		1	0.1%
MURAMA		1	0.1%
MURAMBA		1	0.1%
MURAMBI		6	0.4%
MURAMBO		1	0.1%
MURANGARA		1	0.1%
MURARA		1	0.1%
MUREHE		2	0.1%
MUREMURE		2	0.1%
MURENDE		1	0.1%
MURENGE		1	0.1%
MURISANGA		1	0.1%
MUSANGO		3	0.2%
MUSASA		1	0.1%
MUSAZA		1	0.1%
MUSEBEYA		1	0.1%
MUSENYI I		1	0.1%
MUSHUBI		2	0.1%
MUSONGATI		1	0.1%
MUTARA		4	0.3%
MUTUSA		1	0.1%
MUYABAGIRO		1	0.1%

## File : Formal\_employer\_newisic

### # P5: Village Name

Value	Label	Cases	Percentage
MUYANGE		1	0.1%
MWEYA		1	0.1%
MWIDAGADUR		2	0.1%
MWISHYA		1	0.1%
MWIYANIKE		1	0.1%
NAMA		1	0.1%
NDAMA I		1	0.1%
NDIKUMA		1	0.1%
NDUBA		1	0.1%
NDURUMA		7	0.4%
NDUSU		1	0.1%
NEZERWA		1	0.1%
NGANGE		1	0.1%
NGANZO		4	0.3%
NGERI		1	0.1%
NGOMA		2	0.1%
NGOMA III		1	0.1%
NGORORERO		1	0.1%
NGUGO		1	0.1%
NIBOYE		1	0.1%
NINZI		1	0.1%
NKAMBA		1	0.1%
NKONDO I		1	0.1%
NKONKO		1	0.1%
NKUMBURE		1	0.1%
NKURUNZIZA		5	0.3%
NOMBE		1	0.1%
NSAKIRA		1	0.1%
NTANGARUGEI		2	0.1%
NTARAGA		2	0.1%
NTEMABITI		1	0.1%
NTERANYA		1	0.1%
NTONDE		1	0.1%
NTUNGAMO		1	0.1%
NYABIHANGA		1	0.1%
NYABISINDU		2	0.1%
NYABITARE		3	0.2%
NYABUBARE		1	0.1%
NYABUGOGO		13	0.8%
NYABUNANI		1	0.1%
NYABURANGA		6	0.4%
NYACYONGA		3	0.2%
NYAGACYAMO		2	0.1%



## File : Formal\_employer\_newisic

### # P5: Village Name

Value	Label	Cases	Percentage
NYAGACYAMU		2	0.1%
NYAGACYAMU II		1	0.1%
NYAGAHIMA		1	0.1%
NYAGAHINGA		2	0.1%
NYAGASOZI		1	0.1%
NYAGATARE		2	0.1%
NYAGATARE 1		1	0.1%
NYAGATARE I		8	0.5%
NYAGATARE II		3	0.2%
NYAGATARE1		1	0.1%
NYAGATOVU		1	0.1%
NYAKABANDA		3	0.2%
NYAKABUNGO		4	0.3%
NYAKAGEZI		1	0.1%
NYAKARAMBI		2	0.1%
NYAKARAMBI 1		2	0.1%
NYAKARERE		1	0.1%
NYAKAYONGA		2	0.1%
NYAKIBYEYI		1	0.1%
NYAKIGINA		1	0.1%
NYAKIRIBA		1	0.1%
NYAKIZU		1	0.1%
NYAMABUYE		1	0.1%
NYAMAGUMBA		1	0.1%
NYAMATA I		3	0.2%
NYAMIRAMA		1	0.1%
NYAMIRAMBO		1	0.1%
NYAMISEKE		1	0.1%
NYAMPEKE		1	0.1%
NYAMUGALI		1	0.1%
NYAMUGARI		1	0.1%
NYAMUGUMBA		1	0.1%
NYAMURANGA		1	0.1%
NYAMURAZA		1	0.1%
NYAMUREMUR		2	0.1%
NYAMUZA		1	0.1%
NYANDUNGU		2	0.1%
NYANGE		2	0.1%
NYANZA		12	0.8%
NYARIGINA		1	0.1%
NYARUBANDE		1	0.1%

## File : Formal\_employer\_newisic

### # P5: Village Name

Value	Label	Cases	Percentage
NYARUBARI		1	0.1%
NYARUBAYA		1	0.1%
NYARUBUMBIF		1	0.1%
NYARUBUYE		5	0.3%
NYARUCYAMO		1	0.1%
NYARUCYAMO I		2	0.1%
NYARUCYAMO II		1	0.1%
NYARUGENGE		2	0.1%
NYARUHANGA		1	0.1%
NYARUKURAZI		1	0.1%
NYARUNYINYA		1	0.1%
NYARURANGA		1	0.1%
NYARUREMA		1	0.1%
NYARUREMBO		30	1.9%
NYARUSANGE		2	0.1%
NYARUSEBEYA		1	0.1%
NYARUSIZA		2	0.1%
NYARUTOVU		1	0.1%
NYAWENYA		1	0.1%
NYEJORO		1	0.1%
NYENTANGA		1	0.1%
NYIRABWANA		1	0.1%
NYIRANGARAM		1	0.1%
NYIRANUMA		1	0.1%
NYUNDO		1	0.1%
PEMBE		1	0.1%
PLAGE		3	0.2%
RAMBA		2	0.1%
RAMBO		1	0.1%
RAMBURA		2	0.1%
RAMIRO		3	0.2%
RARANKUBA		1	0.1%
REBERO		6	0.4%
REMBO		1	0.1%
REMERA		3	0.2%
RINDIRO		1	0.1%
RIRYI		1	0.1%
ROHERO		1	0.1%
RUBANGA		1	0.1%
RUBAYA		2	0.1%
RUBAYI		1	0.1%
RUBIMBA		4	0.3%

## File : Formal\_employer\_newisic

### # P5: Village Name

Value	Label	Cases	Percentage
RUBONA		1	0.1%
RUBONOBONO		1	0.1%
RUBYINIRO		2	0.1%
RUGANDA		1	0.1%
RUGANWA		1	0.1%
RUGARAGARA		1	0.1%
RUGARAMA		7	0.4%
RUGARAMA I		1	0.1%
RUGARUKA		1	0.1%
RUGASA		1	0.1%
RUGAZI		1	0.1%
RUGERA		1	0.1%
RUGERERO		1	0.1%
RUGERO		3	0.2%
RUGOGWE		1	0.1%
RUGORO		1	0.1%
RUGUNGA		1	0.1%
RUHAKAMBA		1	0.1%
RUHANGA		1	0.1%
RUHANGO		2	0.1%
RUHINAMAVI		1	0.1%
RUHUHA		1	0.1%
RUHUHA II		2	0.1%
RUHURA		1	0.1%
RUKARI		1	0.1%
RUKIRI		1	0.1%
RUKIRI II		1	0.1%
RUKIRI IV		1	0.1%
RUKIZI		1	0.1%
RUKOKO		1	0.1%
RUKOMA		1	0.1%
RUKORO		8	0.5%
RULIBA		1	0.1%
RUNYINYA		1	0.1%
RUNYONZA		1	0.1%
RURAGENDWA		2	0.1%
RURAMA CENTRE		1	0.1%
RURAMBA		2	0.1%
RUREMBO		4	0.3%
RURINDO		1	0.1%
RURYANGO		1	0.1%
RUSAGARA		2	0.1%
RUSAMBYA		1	0.1%

## File : Formal\_employer\_newisic

### # P5: Village Name

Value	Label	Cases	Percentage
RUSAVE		1	0.1%
RUSENGE		1	0.1%
RUSHAGARA		1	0.1%
RUSHAKAMBA		4	0.3%
RUSHASHO		1	0.1%
RUSHUNGURUF		1	0.1%
RUSISIRO		2	0.1%
RUSIZI		1	0.1%
RUSORORO		1	0.1%
RUSUMO		2	0.1%
RUTAGARA		2	0.1%
RUTAKE		1	0.1%
RUTENGA		8	0.5%
RUTONDE		1	0.1%
RUVUMERA		2	0.1%
RUYENZI		2	0.1%
RWAHI		1	0.1%
RWAKAVUNA		1	0.1%
RWAMBARIRO		1	0.1%
RWAMUHIMBU		1	0.1%
RWANGAMBIBI		1	0.1%
RWANKERI		1	0.1%
RWANWAHING		1	0.1%
RWANYABIGAI		1	0.1%
RWANYABIRAN		1	0.1%
RWANYIRANGI		1	0.1%
RWEBEYA		1	0.1%
RWEMPASHA		2	0.1%
RWERU		2	0.1%
RWIMBOGO		1	0.1%
RWINKWAVU		1	0.1%
RWINTAMA		1	0.1%
RWINUMA		1	0.1%
RYABEGA		1	0.1%
RYARUBANZA		1	0.1%
RYARUHANGA		1	0.1%
SAKIRWA		4	0.3%
SANGANO		1	0.1%
SANGWA		1	0.1%
SHWIMA		1	0.1%
SINAYI		2	0.1%
SOVU		6	0.4%
STATION		1	0.1%

## File : Formal\_employer\_newisic

### # P5: Village Name

Value	Label	Cases	Percentage
SUSURUKA		1	0.1%
TABA		6	0.4%
TAGAZA		1	0.1%
TANGATA		1	0.1%
TEME		1	0.1%
TERIMBERE		1	0.1%
TETERO		2	0.1%
TORERO		1	0.1%
TUMBA		1	0.1%
UBUCURUZI		12	0.8%
UBUHORO		1	0.1%
UBUKORIKORI		1	0.1%
UBUMANZI		4	0.3%
UBUMWE		16	1.0%
UBUREZI		1	0.1%
UBUTARE		1	0.1%
UBUZIMA		1	0.1%
UBWIZA		2	0.1%
UMUCYO		6	0.4%
UMUJYI		3	0.2%
UMURARA		1	0.1%
UMURAVA		2	0.1%
UMUREMURE		1	0.1%
UMURIMO		2	0.1%
UMUTEKANO		2	0.1%
UMUYANGE		1	0.1%
UMWEZI		6	0.4%
UNYARUREMBO		1	0.1%
URUBANDA		1	0.1%
URUGARAMA		1	0.1%
URUGWIRO		4	0.3%
URUHONGORE		2	0.1%
URUMULI		1	0.1%
URUREMBO		4	0.3%
URUSENYI		1	0.1%
URWEGO		1	0.1%
URWIBUTSO		1	0.1%
UWINGABO		1	0.1%
VIDEWO		1	0.1%
VIRUNGA		1	0.1%
ZIHARI		1	0.1%
amahoro		2	0.1%
bukinanyana		1	0.1%

## File : Formal\_employer\_newisic

### # P5: Village Name

Value	Label	Cases	Percentage
ganza		1	0.1%
gasave		1	0.1%
gihisi		1	0.1%
gisimenti		1	0.1%
giticyinyoni		1	0.1%
icyeza		1	0.1%
ikana		2	0.1%
imanzi		1	0.1%
indangamirwa		1	0.1%
indatwa		1	0.1%
inyarurembo		12	0.8%
isangano		1	0.1%
ishema		1	0.1%
ituze		1	0.1%
kabasengerezi		1	0.1%
kagara		3	0.2%
kama		1	0.1%
karambo		1	0.1%
mapfundo		1	0.1%
nyarurembo		3	0.2%
rukore		1	0.1%
ubucuruzi		2	0.1%
ubumwe		1	0.1%
umurava		1	0.1%

Warning: these figures indicate the number of cases found in the data file. They cannot be interpreted as summary statistics of the population of interest.

### # O060: Respondent Position

<b>Information</b>	[Type= discrete] [Format=numeric] [Range= 1-9] [Missing=*]
<b>Statistics [NW/ W]</b>	[Valid=1596 /-] [Invalid=0 /-]

Value	Label	Cases	Percentage
1	Owner/Co-owner ( manager)	533	33.4%
2	Manager/Employee	743	46.6%
3	Human resource Manager	234	14.7%
4	Other (specify)..	85	5.3%
9	Not specified	1	0.1%

Warning: these figures indicate the number of cases found in the data file. They cannot be interpreted as summary statistics of the population of interest.

### # O064: Sex

<b>Information</b>	[Type= discrete] [Format=numeric] [Range= 1-9] [Missing=*]
<b>Statistics [NW/ W]</b>	[Valid=533 /-] [Invalid=1063 /-]

Value	Label	Cases	Percentage
1	Female	171	32.1%
2	Male	361	67.7%
9	Not specified	1	0.2%

## File : Formal\_employer\_newisic

### # O064: Sex

Value	Label	Cases	Percentage
Sysmiss		1063	

*Warning: these figures indicate the number of cases found in the data file. They cannot be interpreted as summary statistics of the population of interest.*

### # O065: Age in completed years

<b>Information</b>	[Type= discrete] [Format=numeric] [Range= 20-99] [Missing=*]
<b>Statistics [NW/ W]</b>	[Valid=533 /-] [Invalid=1063 /-]

Value	Label	Cases	Percentage
20		1	0.2%
21		1	0.2%
22		1	0.2%
23		1	0.2%
24		5	0.9%
25		3	0.6%
26		6	1.1%
27		3	0.6%
28		12	2.3%
29		14	2.6%
30		19	3.6%
31		14	2.6%
32		20	3.8%
33		14	2.6%
34		23	4.3%
35		33	6.2%
36		25	4.7%
37		20	3.8%
38		21	3.9%
39		6	1.1%
40		30	5.6%
41		13	2.4%
42		22	4.1%
43		12	2.3%
44		11	2.1%
45		21	3.9%
46		17	3.2%
47		19	3.6%
48		12	2.3%
49		8	1.5%
50		18	3.4%
51		13	2.4%
52		12	2.3%
53		12	2.3%
54		8	1.5%
55		4	0.8%
56		5	0.9%

## File : Formal\_employer\_newisic

### # O065: Age in completed years

Value	Label	Cases	Percentage
57		3	0.6%
58		8	1.5%
59		4	0.8%
60		6	1.1%
61		5	0.9%
62		4	0.8%
63		4	0.8%
64		1	0.2%
65		3	0.6%
67		3	0.6%
68		4	0.8%
69		2	0.4%
73		1	0.2%
99	Not specified	6	1.1%
Sysmiss		1063	

Warning: these figures indicate the number of cases found in the data file. They cannot be interpreted as summary statistics of the population of interest.

### # Ag\_group: (Age\_group)

**Information** [Type= discrete] [Format=numeric] [Range= 1-99] [Missing=\*]

**Statistics [NW/ W]** [Valid=533 /-] [Invalid=1063 /-]

Value	Label	Cases	Percentage
1	20-29	47	8.8%
2	30-39	195	36.6%
3	40-49	165	31.0%
4	50-59	87	16.3%
5	60 and above	33	6.2%
99	Not Specified	6	1.1%
Sysmiss		1063	

Warning: these figures indicate the number of cases found in the data file. They cannot be interpreted as summary statistics of the population of interest.

### # O066: Marital status

**Information** [Type= discrete] [Format=numeric] [Range= 1-9] [Missing=\*]

**Statistics [NW/ W]** [Valid=533 /-] [Invalid=1063 /-]

Value	Label	Cases	Percentage
1	Single/Never married	68	12.8%
2	Married	441	82.7%
3	Separated	3	0.6%
4	Divorced	3	0.6%
5	Widowed	17	3.2%
9	Not specified	1	0.2%
Sysmiss		1063	

Warning: these figures indicate the number of cases found in the data file. They cannot be interpreted as summary statistics of the population of interest.

### # O067: Nationality

**Information** [Type= discrete] [Format=numeric] [Range= 1-9] [Missing=\*]



## File : Formal\_employer\_newisic

### # O067: Nationality

Statistics [NW/ W] [Valid=533 /-] [Invalid=1063 /-]

Value	Label	Cases	Percentage
1	Burundian	2	0.4%
2	Kenyan	9	1.7%
3	Rwandan	491	92.1%
4	Tanzanian	1	0.2%
5	Ugandan	5	0.9%
6	The rest of Africa (specify)	4	0.8%
7	The rest of the world (specify)	19	3.6%
9	Not specified	2	0.4%
System		1063	

Warning: these figures indicate the number of cases found in the data file. They cannot be interpreted as summary statistics of the population of interest.

### # O067S: The rest of Africa (specify)

Information [Type= discrete] [Format=character] [Missing=\*]

Statistics [NW/ W] [Valid=22 /-] [Invalid=0 /-]

Value	Label	Cases	Percentage
BELGE		2	9.1%
BELGIAN		1	4.5%
BRITAIN		1	4.5%
CHINE		1	4.5%
ETHIOPIA		2	9.1%
GUCURUZA KUDANDA ZA		1	4.5%
GUCURUZA UBUCUNSHO NO KURAMGUZ		1	4.5%
HOLLANDAIS		1	4.5%
INDIAN		3	13.6%
ITALIAN		1	4.5%
KWIGISHA NIBJYANYE NA INFORMA		1	4.5%
MALIX		1	4.5%
MANAGER		1	4.5%
OMANI		1	4.5%
SLOVACK		1	4.5%
UMUYOBOZI W'IKIGO		1	4.5%
india		1	4.5%
indian		1	4.5%

Warning: these figures indicate the number of cases found in the data file. They cannot be interpreted as summary statistics of the population of interest.

### # O067SS: The rest of world (specify)

Information [Type= discrete] [Format=character] [Missing=\*]

Statistics [NW/ W] [Valid=9 /-] [Invalid=0 /-]

## File : Formal\_employer\_newisic

### # O067SS: The rest of world (specify)

Value	Label	Cases	Percentage
A		1	11.1%
GUCURUZA (RESTAURANT)		1	11.1%
INDIA		2	22.2%
INDIAN		1	11.1%
LIBANAIS		1	11.1%
MANAGER MEDICEN DIRECTEUR		1	11.1%
MANAGER WA PAPETERIE GAKENKE		1	11.1%
ROMANIE		1	11.1%

Warning: these figures indicate the number of cases found in the data file. They cannot be interpreted as summary statistics of the population of interest.

### # O068: What is your current main occupation / job title?

<b>Information</b>	[Type= discrete] [Format=character] [Missing=*]
<b>Statistics [NW/ W]</b>	[Valid=533 /-] [Invalid=0 /-]

Value	Label	Cases	Percentage
ADANDA MURI QUINCAILLERIE		1	0.2%
ADMINISTRATEUR		1	0.2%
AGENCE DE DUANE		1	0.2%
AGUZA IBIKORESHO BYISHULI		1	0.2%
AKORA AKACURUZA IMIGATI		1	0.2%
AKORA AKAZI KA MANAGER		1	0.2%
AKORA UBUDOZI		1	0.2%
ALIMENTATION		1	0.2%
AUDITEUR INTERNE		1	0.2%
AVOCAT		1	0.2%
BOSS WA CADILAC		1	0.2%
BROKERAGE SERVICES SOMECA HOUS		1	0.2%
BUSINESS		1	0.2%
BUSINESS MAN		1	0.2%
BUSINESS MANAGER		1	0.2%

## File : Formal\_employer\_newisic

### # 0068: What is your current main occupation / job title?

Value	Label	Cases	Percentage
WA RESTAURANT			
BUSINESS OF HARDWARE		1	0.2%
BUSINESSMAN		1	0.2%
CAISSIER		1	0.2%
CEO		1	0.2%
CHAIRMAN OF BOARD		1	0.2%
CHAUFFEUR		1	0.2%
CHEF CLIENTAIRE		1	0.2%
CHEF DE GARAGE		1	0.2%
CHEF DE GARAGE (MECANICIEN)		1	0.2%
CHEF EXECUTIF		1	0.2%
COMPTOIRE PHARMACEUTI		1	0.2%
CONSULTANT		1	0.2%
CONSULTATIO		1	0.2%
CONSULTATIO MEDICALE		1	0.2%
CONTROLLER		1	0.2%
CONTROLEUSE		1	0.2%
COORDINATEUR W'IKIGO		1	0.2%
COORDINATRICE		1	0.2%
COUNTRY MANAGER		1	0.2%
DAF		1	0.2%
DEPUTY GENERAL MANAGER		1	0.2%
DETAILLANT W'AMAVUTA YO KURYA		1	0.2%
DIRECTEUR		1	0.2%
DIRECTEUR COMMERCIALE		1	0.2%
DIRECTEUR DEL'ENTREPRIS		1	0.2%
DIRECTEUR GENERAL		5	0.9%
DIRECTEUR GENERAL DE CETRAF		1	0.2%
DIRECTEUR W'IKIGO		3	0.6%

## File : Formal\_employer\_newisic

### # 0068: What is your current main occupation / job title?

Value	Label	Cases	Percentage
DIRECTION		1	0.2%
DIRECTION GENERAL ECOPLASTIC		1	0.2%
DIRECTOR		1	0.2%
DIRECTOR MANAGER		3	0.6%
DIRECTRICE		1	0.2%
DISTRIBUTEUR BRALIRWA		1	0.2%
DISTRIBUTEUR WA BRALIRWA		1	0.2%
DOCTEUR MEDECIN		1	0.2%
DOCTEUR MURI CLINIQUE		1	0.2%
ENTREPRENEUR		1	0.2%
FINANCE MANAGER		1	0.2%
FINANCIAL MANAGER		1	0.2%
GARAGISTE		1	0.2%
GENERAL DIRECTOR		1	0.2%
GENERAL MANAGER		1	0.2%
GERANT		1	0.2%
GRAPHIC DESIGN		1	0.2%
GUCUNGA BOUTIQUE		1	0.2%
GUCUNGA IMIKORERE Y'AKABARI		1	0.2%
GUCUNGA KUYOBORA SOCIETE		1	0.2%
GUCUNGA UMUTUNGO		1	0.2%
GUCURUZA AKABARI[REST BAR		1	0.2%
GUCURUZA BAR		1	0.2%
GUCURUZA BOUTIQUE		2	0.4%
GUCURUZA CANTINE YIGANJEMO RIB		1	0.2%

## File : Formal\_employer\_newisic

### # 0068: What is your current main occupation / job title?

Value	Label	Cases	Percentage
GUCURUZA DETAILLE HIGANJE IBIR		1	0.2%
GUCURUZA IBIJYANYE NA PAPETERI		1	0.2%
GUCURUZA IBIKORESHO BYO MU RUG		1	0.2%
GUCURUZA IBIKORESHO BYUBWUBATS		1	0.2%
GUCURUZA IBINTU BYIGANJEMO AMA		1	0.2%
GUCURUZA IBINYOBWA		1	0.2%
GUCURUZA IBYOKURYA NO KUNYWA		1	0.2%
GUCURUZA IFU YA KAWUNGA		1	0.2%
GUCURUZA IMYENDA		1	0.2%
GUCURUZA INYAMA		1	0.2%
GUCURUZA INZOGA		1	0.2%
GUCURUZA ISABUNE ARANGUZA		1	0.2%
GUCURUZA OBJET D'ART		1	0.2%
GUCURUZA PAPETERIE		1	0.2%
GUCURUZA PHARMACIE		1	0.2%
GUCURUZA QUINCAILLERIE		2	0.4%
GUCURUZA QUINCALERIE		1	0.2%
GUCURUZA RESTAURANT		2	0.4%
GUCURUZA RESTORA		1	0.2%
GUCURUZA UBUCONSHO		1	0.2%
GUKORA IMIGATI,KEKE N'AMANDAZI		1	0.2%
GUKURIKIRAN' IMIGWI YOSE		1	0.2%

## File : Formal\_employer\_newisic

### # 0068: What is your current main occupation / job title?

Value	Label	Cases	Percentage
GUSUDIRA IBINTU BINYURANYE		1	0.2%
GUSUKA NO KUDEFURIZA		1	0.2%
ICUNGAMUTUN		1	0.2%
INFIRMIER		1	0.2%
INFIRMIERE RESPONSABLE		1	0.2%
INSTRUMENT ELECTRONIQUI		1	0.2%
IVUGABUTUMV		1	0.2%
KOGOSHA		1	0.2%
KUBAZA IMBAHO		1	0.2%
KUDANDAZA		2	0.4%
KUDANDAZA IMYAKA		1	0.2%
KUDANDAZA IMYENDA		2	0.4%
KUDANDAZA IMYENDA,INKV		1	0.2%
KUDANDAZA UBUCONC BURIMO AMASA		1	0.2%
KUDANDAZA UBUCONSHO		2	0.4%
KUDANDAZA(P		1	0.2%
KUDODA		1	0.2%
KUGENZURA ABAKOZI BARESTAURAN		1	0.2%
KUGENZURA IMIKORERE Y'ABAKOZI		1	0.2%
KUGURISHA IMITI DETAILLE		1	0.2%
KUJYA KURANGURA		1	0.2%
KURANGURA		2	0.4%
KURANGURA NO KUDANDAZA		1	0.2%
KURANGURA,G IMIKORERE		1	0.2%
KURANGUZA IBINYOBWA BRALIRWA		1	0.2%

## File : Formal\_employer\_newisic

### # 0068: What is your current main occupation / job title?

Value	Label	Cases	Percentage
KURANGUZA IBINYOBWA PRIMUS		1	0.2%
KURANGUZA IMYAKA		1	0.2%
KURANGUZA INKWETO		1	0.2%
KURANGUZA INYAMA Z'INKA		1	0.2%
KUREBA IMIGENDEKERI Y'AKAZI		1	0.2%
KUVUGA UBUTUMWA		1	0.2%
KUVURA		2	0.4%
KUVURA AMASO		1	0.2%
KUYOBORA CLINIC NO KUVURA		1	0.2%
KWAKIRA AMAFARANGA		1	0.2%
KWAKIRA CASH NOGUTANGA IBIGUZW		1	0.2%
KWAKIRA COMANDE		1	0.2%
LAND SURVEYOR		1	0.2%
LEGAL REPRESENTAN'		1	0.2%
MAINTENANCE AMATELEPHO		1	0.2%
MAMAGER WA ATELIER		1	0.2%
MANAGEMENT		1	0.2%
MANAGEMENT THE COMPANY		1	0.2%
MANAGEMENT YA QUINCALLERIE		1	0.2%
MANAGER		91	17.1%
MANAGER COLOMBO BAR		1	0.2%
MANAGER DIRECTOR		5	0.9%
MANAGER GUCUNGA SALLON		1	0.2%

## File : Formal\_employer\_newisic

### # 0068: What is your current main occupation / job title?

Value	Label	Cases	Percentage
MANAGER ICT		1	0.2%
MANAGER MURI BAR		1	0.2%
MANAGER MURI RESTAURANT		1	0.2%
MANAGER OF BAR		1	0.2%
MANAGER OF CLINIQUE		1	0.2%
MANAGER OF LA LUNA D'OR		1	0.2%
MANAGER OF PHARMACY		1	0.2%
MANAGER OF THE COMPANY		1	0.2%
MANAGER UNAKORAMO		1	0.2%
MANAGER W'AKABARI		1	0.2%
MANAGER W'ALIMENTATI		1	0.2%
MANAGER W'ATELIER DE SOUDURE		1	0.2%
MANAGER W'IKIGO		1	0.2%
MANAGER W'URUGANDA RUKORA INZO		1	0.2%
MANAGER WA AGASARO MOTEL		1	0.2%
MANAGER WA ALIMENTATION		1	0.2%
MANAGER WA ANGER STOP		1	0.2%
MANAGER WA ATELIER		1	0.2%
MANAGER WA BAR MODERNE		1	0.2%
MANAGER WA BEST HARDWARE STORE		1	0.2%
MANAGER WA BOUCHERIE		1	0.2%



## File : Formal\_employer\_newisic

### # 0068: What is your current main occupation / job title?

Value	Label	Cases	Percentage
MANAGER WA BREAD CENTER		1	0.2%
MANAGER WA CLINIC		1	0.2%
MANAGER WA COMPANY		1	0.2%
MANAGER WA COMPUTER PHONE CENT		1	0.2%
MANAGER WA COOPERATIVE BRICAM		1	0.2%
MANAGER WA DRY CLEANER		1	0.2%
MANAGER WA ENTREPRISE		1	0.2%
MANAGER WA FOREX BUREAU		1	0.2%
MANAGER WA FORWARD ENTERPRISE		1	0.2%
MANAGER WA GARAGE YE		1	0.2%
MANAGER WA GLORIA SALOON		1	0.2%
MANAGER WA HARDWARE		1	0.2%
MANAGER WA HOTEL		2	0.4%
MANAGER WA IMAGE MEDIA		1	0.2%
MANAGER WA LATITUDE AUTO SPARE		1	0.2%
MANAGER WA MAGAZIN		1	0.2%
MANAGER WA MOBACO		1	0.2%
MANAGER WA MULTI SERVICE ICYER		1	0.2%
MANAGER WA NEW		1	0.2%

## File : Formal\_employer\_newisic

### # 0068: What is your current main occupation / job title?

Value	Label	Cases	Percentage
YVARSA SALOON			
MANAGER WA OFSATCO		1	0.2%
MANAGER WA PAPETERIE GRACE		1	0.2%
MANAGER WA QUINCAILLERIE		1	0.2%
MANAGER WA RESTAURANT		3	0.6%
MANAGER WA RESTO		1	0.2%
MANAGER WA SALON DE COIFURE		1	0.2%
MANAGER WA SALOON		1	0.2%
MANAGER WA SHALOM TRADE		1	0.2%
MANAGER WA STATION SP NYABUGOG		1	0.2%
MANAGER WA STRESBURG SALOON		1	0.2%
MANAGER WA URUMURI ELECTRONIC		1	0.2%
MANAGER WE GARAGE		1	0.2%
MANAGER(DIR) WA ENTREPRIS		1	0.2%
MANAGER(NYI		2	0.4%
MANAGER(UMI MU BUBAJI		1	0.2%
MANAGER/ DIRECTOR		1	0.2%
MANAGER/ DIRECTOR OF EGYAIR SAL		1	0.2%
MANAGER[HEA OF AGENCY		1	0.2%
MANAGING DIRECTOR		1	0.2%
MANAGING DIRECTOR		6	1.1%

## File : Formal\_employer\_newisic

### # 0068: What is your current main occupation / job title?

Value	Label	Cases	Percentage
MANAGING DIRECTOR OF THE COMPA		1	0.2%
MARKETING MANAGER		1	0.2%
MINAGER		1	0.2%
MONTAGE		1	0.2%
MUGANGA DR MEDECIN SPECIALISTE		1	0.2%
MUGANGA UМУVУZI		1	0.2%
NI NYIR'IKIGO		1	0.2%
NI UGUCURUZA INKWETO		1	0.2%
NI UGUKURIKIRA BUSINESS		1	0.2%
NINYIRI KIGO		1	0.2%
NURSE		1	0.2%
NYIRI DEPOT		1	0.2%
NYIRI DISPENSAIRE/ MANAGER		1	0.2%
NYIRI IKIGO MANAGER		1	0.2%
NYIRI IKIGO,MANAGE WA QUINCAL		1	0.2%
NYIRI IKIGO/ MANAGER		1	0.2%
NYIRI IKIGO/ UMUYOBOZI		1	0.2%
NYIRI PAPETERIE(MA		1	0.2%
NYIRI QUINCAILLERII MANAGER		1	0.2%
NYIRIBIKORWA/ BYO MU KIGO		1	0.2%
NYIRIKIGO		1	0.2%
NYIRIKIGO/ MANAGER		1	0.2%
OCURER		1	0.2%
OWNER MANAGER		1	0.2%
PADIRI		1	0.2%
PADIRI MUKURU WA PAROISSE		1	0.2%

## File : Formal\_employer\_newisic

### # O068: What is your current main occupation / job title?

Value	Label	Cases	Percentage
PADIRI USHINZWE UMUTUNGO/ DIOCE		1	0.2%
PAPETERIE PENTAGONE		1	0.2%
PASTEUR MUKURU		1	0.2%
PATEUR W'ITORERO CRTM		1	0.2%
PHARMACIEN		1	0.2%
PHARMACIEN(M		1	0.2%
PRESIDENT DU BUREAU D'ECHANGE		1	0.2%
PRESIDENT WA COOPERATIVE		1	0.2%
PRESIDENT WA COPAF		1	0.2%
PRODUCTEUR DE FIRM		1	0.2%
PROPRIETAIRE		1	0.2%
REPARATION ELECTRONIQUE INFOR.		1	0.2%
REPRESANTAN		1	0.2%
RESPONSABLE DU CENTRE		1	0.2%
RESPONSABLE WA DISPENSAIRE		2	0.4%
RESTAURENT MANAGER		1	0.2%
RESTAURENT MANAGER OWNER		1	0.2%
RWIYEMEZA MIRIMO		1	0.2%
STUDIO MANAGER		1	0.2%
SUPERVISION		1	0.2%
THE OWNER OF ENTRISE		1	0.2%
TRANSPORT LOGISTICS		1	0.2%
TRESORIER NATIONAL		1	0.2%
UBUBAJI		1	0.2%
UBUCURUZI		2	0.4%

## File : Formal\_employer\_newisic

### # 0068: What is your current main occupation / job title?

Value	Label	Cases	Percentage
UBUCURUZI BURANGUZA		1	0.2%
UBUCURUZI BW'AMASAHAN		1	0.2%
UBUCURUZI BW'IBIKORESHI BY'IBI		1	0.2%
UBUCURUZI BW'IMYENDA		1	0.2%
UBUCURUZI BW'INYONGER.		1	0.2%
UBUCURUZI BW'UBUCONCC		1	0.2%
UBUCURUZI BW'UBUCONSH		1	0.2%
UBUCURUZI BWA DETAILS		1	0.2%
UBUCURUZI BWA PHONES,KUZIKA		1	0.2%
UBUCURUZI BWA RESTAU,BAR,LO		1	0.2%
UBUCURUZI BWA RESTAURENT		1	0.2%
UBUCURUZI BWA TELEPHONE		1	0.2%
UBUCURUZI BYA MABUYE YA GACIRO		1	0.2%
UBUCURUZI MURI NECTOR		1	0.2%
UBUCURUZI MURI PAPETRIE		1	0.2%
UBUCURUZI MURI QUINCAILLEUR		1	0.2%
UBUCURUZI MURI RESTAURANT		1	0.2%
UBUDANDAZI BUJYANYE NA PHOTOCO		1	0.2%
UBUDOZI		1	0.2%
UBUDOZI BW'IMYENDA		1	0.2%
UBUKANISHI BWA MOTO		1	0.2%
UBWUBATSI BW'IMIHANDA		1	0.2%

## File : Formal\_employer\_newisic

### # 0068: What is your current main occupation / job title?

Value	Label	Cases	Percentage
UMUCUNGAMA		1	0.2%
UMUCURUZI		3	0.6%
UMUCURUZI KU DANDA ZA		1	0.2%
UMUCURUZI UDANDA ZA		1	0.2%
UMUCURUZI UDETAYA		1	0.2%
UMUCURUZI W'AMAZI, IMIGATI NA		1	0.2%
UMUCURUZI W'INKWETO IMYENDA		1	0.2%
UMUCURUZI W'UBU CONCO KURANGUZA		1	0.2%
UMUCURUZI WIBIKORESHO BYISHURI		1	0.2%
UMUCURUZI +MANAGER ALIMENTATION		1	0.2%
UMUHUZA BIKORWA MURI STUDIO YE		1	0.2%
UMUKANISHI		1	0.2%
UMUKORESHA		1	0.2%
UMUTECHNICI MURI INFORMATIQU		1	0.2%
UMUYOBOZI		1	0.2%
UMUYOBOZI		7	1.3%
UMUYOBOZI AREBA UKO AKAZI KAJY		1	0.2%
UMUYOBOZI MUKURU		3	0.6%
UMUYOBOZI MUKURU UFITE IMIGABA		1	0.2%
UMUYOBOZI MUKURU W'IKIGO		1	0.2%
UMUYOBOZI MUKURU W'URUGANDA		2	0.4%
UMUYOBOZI MUKURU WA DISCIPLINE		1	0.2%

## File : Formal\_employer\_newisic

### # 0068: What is your current main occupation / job title?

Value	Label	Cases	Percentage
UMUYOBOZI MUKURU WA RESTAURENT		1	0.2%
UMUYOBOZI MUKURU WA SORWATOM		1	0.2%
UMUYOBOZI MUKURU WIVURIRO		1	0.2%
UMUYOBOZI UGENZURE IBIKORWA		1	0.2%
UMUYOBOZI W'AKABARI		3	0.6%
UMUYOBOZI W'IKIGO		12	2.3%
UMUYOBOZI W'ITORERO		2	0.4%
UMUYOBOZI W'IVURIRO		1	0.2%
UMUYOBOZI W'IVURIRO AMIZERO		1	0.2%
UMUYOBOZI W'IVURIRO OMEGA		1	0.2%
UMUYOBOZI W'URUGANDA		1	0.2%
UMUYOBOZI W'URUGANDA RWE		1	0.2%
UMUYOBOZI W'URUSENGERU		1	0.2%
UMUYOBOZI WA ATELIER		1	0.2%
UMUYOBOZI WA ATELIER EPIKART		1	0.2%
UMUYOBOZI WA BAR		1	0.2%
UMUYOBOZI WA CAR WASH		1	0.2%
UMUYOBOZI WA CLINIC		1	0.2%
UMUYOBOZI WA CLINIQUE MEDIC.BE		1	0.2%
UMUYOBOZI WA COMPANY		1	0.2%
UMUYOBOZI WA CONCORD		1	0.2%
UMUYOBOZI WA DEPOT		1	0.2%

## File : Formal\_employer\_newisic

### # 0068: What is your current main occupation / job title?

Value	Label	Cases	Percentage
UMUYOBOZI WA DEPOT Y'INZOGA		1	0.2%
UMUYOBOZI WA DISPENSAIRE		1	0.2%
UMUYOBOZI WA EDEN		1	0.2%
UMUYOBOZI WA ENTREPRISE		1	0.2%
UMUYOBOZI WA GARAGE		1	0.2%
UMUYOBOZI WA HOTEL		1	0.2%
UMUYOBOZI WA KIOSQUE		1	0.2%
UMUYOBOZI WA LA PALLAITTE		1	0.2%
UMUYOBOZI WA MAGASIN		1	0.2%
UMUYOBOZI WA MOTEL		1	0.2%
UMUYOBOZI WA PARADISE MEDAL		1	0.2%
UMUYOBOZI WA PHARMACIE		1	0.2%
UMUYOBOZI WA POLYTECHNIC		1	0.2%
UMUYOBOZI WA RESTAURANT		7	1.3%
UMUYOBOZI WA RESTAURENT		1	0.2%
UMUYOBOZI WA RESTAURENT VOLCAN		1	0.2%
UMUYOBOZI WA SALON		1	0.2%
UMUYOBOZI WA SILIKALI LIMITED		1	0.2%
UMUYOBOZI WA SOCIETE(KOBA LTD)		1	0.2%
UMUYOBOZI WA SOLON		1	0.2%



## File : Formal\_employer\_newisic

### # 0068: What is your current main occupation / job title?

Value	Label	Cases	Percentage
UMUYOBOZI WA SPARE PARTS		1	0.2%
UMUYOBOZI WA STATION SERVICE		1	0.2%
UMUYOBOZI WIDUKA		1	0.2%
UMUYOBOZI WIKIGO		2	0.4%
UMUYOZI		1	0.2%
VERFIER LACOMPTABIL		1	0.2%
VICE- PRESIDENT W'IDUKA		1	0.2%
accountant manager		1	0.2%
adandaza ibiribwa		1	0.2%
administrator		1	0.2%
commercante du bois		1	0.2%
consultation (UMUGANGA)		1	0.2%
decoratrice		1	0.2%
directeur general		1	0.2%
directeur technique		1	0.2%
kudandaza ibikoresho bya burea		1	0.2%
kurangura no gucuruza imbaho		1	0.2%
manager		7	1.3%
manager new points sadolin		1	0.2%
manager ston supply		1	0.2%
manager wa alimantation		1	0.2%
manager wa wedding&giff corner		1	0.2%
managing director		2	0.4%
medecin generaliste		1	0.2%
president wa bureau decharge		1	0.2%

## File : Formal\_employer\_newisic

### # O068: What is your current main occupation / job title?

Value	Label	Cases	Percentage
prothesiste dentaire		1	0.2%
responsable w'ivuro		1	0.2%
sols manager		1	0.2%
ubucuruzi bw'amacumbi		1	0.2%
umuyobozi		2	0.4%
umuyobozi mukuru wa restaurent		1	0.2%
umuyobozi w'ikigo		1	0.2%
umuyobozi wa atelier		1	0.2%
umuyobozi wa company		1	0.2%
umuyobozi wikigo		1	0.2%
umwubatsi		1	0.2%
yambika abageni		1	0.2%

Warning: these figures indicate the number of cases found in the data file. They cannot be interpreted as summary statistics of the population of interest.

### # O068A: ISCO

**Information** [Type= discrete] [Format=numeric] [Range= 110-9999] [Missing=\*]

**Statistics [NW/ W]** [Valid=533 /-] [Invalid=1063 /-]

Value	Label	Cases	Percentage
110	Commissioned armed forces officers	0	
210	Non-commissioned armed forces officers	0	
242	Administration professionals	0	
310	Armed forces occupations, other ranks	0	
334	Administrative and specialised secretaries	0	
723	Machinery mechanics and repairers	0	
835	Ships' deck crews and related workers	0	
912	Vehicle, window, laundry and other hand cleaning workers	0	
1111	Legislators	0	
1112	Senior government officials	0	
1113	Traditional chiefs and heads of village	0	
1114	Senior officials of special-interest organizations	1	0.2%
1120	Managing directors and chief executives	15	2.8%
1211	Finance managers	17	3.2%
1212	Human resource managers	4	0.8%
1213	Policy and planning managers	0	
1219	Business services and administration managers not elsewhere	15	2.8%
1221	Sales and marketing managers	4	0.8%
1222	Advertising and public relations managers	0	
1223	Research and development managers	0	

## File : Formal\_employer\_newisic

### # O068A: ISCO

Value	Label	Cases	Percentage
1311	Agricultural and forestry production managers	1	0.2%
1312	Aquaculture and fisheries production managers	0	
1321	Manufacturing managers	18	3.4%
1322	Mining managers	3	0.6%
1323	Construction managers	15	2.8%
1324	Supply, distribution and related managers	2	0.4%
1330	Information and communications technology service managers	4	0.8%
1341	Child care services managers	0	
1342	Health services managers	28	5.3%
1343	Aged care services managers	0	
1344	Social welfare managers	2	0.4%
1345	Education managers	1	0.2%
1346	Financial and insurance services branch managers	0	
1349	Professional services managers not elsewhere classified	19	3.6%
1411	Hotel managers	31	5.8%
1412	Restaurant managers	36	6.8%
1420	Retail and wholesale trade managers	39	7.3%
1431	Sports, recreation and cultural centre managers	0	
1439	Services managers not elsewhere classified	24	4.5%
2111	Physicists and astronomers	0	
2112	Meteorologists	0	
2113	Chemists	0	
2114	Geologists and geophysicists	0	
2120	Mathematicians, actuaries and statisticians	0	
2131	Biologists, botanists, zoologists and related professionals	0	
2132	Farming, forestry and fisheries advisers	0	
2133	Environmental protection professionals	0	
2141	Industrial and production engineers	0	
2142	Civil engineers	1	0.2%
2143	Environmental engineers	0	
2144	Mechanical engineers	0	
2145	Chemical engineers	0	
2146	Mining engineers, metallurgists and related professionals	0	
2149	Engineering professionals not elsewhere classified	0	
2151	Electrical engineers	0	
2152	Electronics engineers	0	
2153	Telecommunications engineers	0	
2161	Building architects	0	
2162	Landscape architects	1	0.2%
2163	Product and garment designers	0	
2164	Town and traffic planners	0	
2165	Cartographers and surveyors	0	
2166	Graphic and multimedia designers	1	0.2%

## File : Formal\_employer\_newisic

### # O068A: ISCO

Value	Label	Cases	Percentage
2211	Generalist medical practitioners	5	0.9%
2212	Specialist medical practitioners	1	0.2%
2221	Nursing professionals	1	0.2%
2222	Midwifery professionals	0	
2230	Traditional and complementary medicine professionals	0	
2240	Paramedical practitioners	0	
2250	Veterinarians	0	
2261	Dentists	1	0.2%
2262	Pharmacists	5	0.9%
2263	Environmental and occupational health and hygiene profession	0	
2264	Physiotherapists	0	
2265	Dieticians and nutritionists	0	
2266	Audiologists and speech therapists	0	
2267	Optometrists and ophthalmic opticians	0	
2269	Health professionals not elsewhere classified	0	
2310	University and higher education teachers	0	
2320	Vocational education teachers	1	0.2%
2330	Secondary education teachers	0	
2341	Primary school teachers	0	
2342	Early childhood educators	0	
2351	Education methods specialists	0	
2352	Special needs teachers	0	
2353	Other language teachers	0	
2354	Other music teachers	0	
2355	Other arts teachers	0	
2356	Information technology trainers	0	
2359	Teaching professionals not elsewhere classified	0	
2411	Accountants	5	0.9%
2412	Financial and investment advisers	0	
2413	Financial analysts	0	
2421	Management and organization analysts	1	0.2%
2422	Policy administration professionals	0	
2423	Personnel and careers professionals	0	
2424	Training and staff development professionals	0	
2431	Advertising and marketing professionals	2	0.4%
2432	Public relations professionals	1	0.2%
2433	Technical and medical sales professionals (excluding ICT)	0	
2434	Information and communications technology sales professional	0	
2511	Systems analysts	0	
2512	Software developers	0	
2513	Web and multimedia developers	0	
2514	Applications programmers	0	
2519	Software and applications developers and analysts not elsewh	0	

## File : Formal\_employer\_newisic

### # O068A: ISCO

Value	Label	Cases	Percentage
2521	Database designers and administrators	0	
2522	Systems administrators	0	
2523	Computer network professionals	0	
2529	Database and network professionals not elsewhere classified	0	
2611	Lawyers	0	
2612	Judges	0	
2619	Legal professionals not elsewhere classified	1	0.2%
2621	Archivists and curators	0	
2622	Librarians and related information professionals	0	
2631	Economists	0	
2632	Sociologists, anthropologists and related professionals	0	
2633	Philosophers, historians and political scientists	0	
2634	Psychologists	0	
2635	Social work and counselling professionals	0	
2636	Religious professionals	2	0.4%
2641	Authors and related writers	0	
2642	Journalists	0	
2643	Translators, interpreters and other linguists	0	
2651	Visual artists	0	
2652	Musicians, singers and composers	0	
2653	Dancers and choreographers	0	
2654	Film, stage and related directors and producers	1	0.2%
2655	Actors	0	
2656	Announcers on radio, television and other media	0	
2659	Creative and performing artists not elsewhere classified	0	
3111	Chemical and physical science technicians	0	
3112	Civil engineering technicians	0	
3113	Electrical engineering technicians	0	
3114	Electronics engineering technicians	3	0.6%
3115	Mechanical engineering technicians	0	
3116	Chemical engineering technicians	0	
3117	Mining and metallurgical technicians	0	
3118	Draughtspersons	0	
3119	Physical and engineering science technicians not elsewhere c	0	
3121	Mining supervisors	0	
3122	Manufacturing supervisors	1	0.2%
3123	Construction supervisors	0	
3131	Power production plant operators	0	
3132	Incinerator and water treatment plant operators	0	
3133	Chemical processing plant controllers	0	
3134	Petroleum and natural gas refining plant operators	0	
3135	Metal production process controllers	0	
3139	Process control technicians not elsewhere classified	0	

## File : Formal\_employer\_newisic

### # O068A: ISCO

Value	Label	Cases	Percentage
3141	Life science technicians (excluding medical)	0	
3142	Agricultural technicians	0	
3143	Forestry technicians	0	
3151	Ships' engineers	0	
3152	Ships' deck officers and pilots	0	
3153	Aircraft pilots and related associate professionals	0	
3154	Air traffic controllers	0	
3155	Air traffic safety electronics technicians	0	
3211	Medical imaging and therapeutic equipment technicians	0	
3212	Medical and pathology laboratory technicians	0	
3213	Pharmaceutical technicians and assistants	0	
3214	Medical and dental prosthetic technicians	0	
3221	Nursing associate professionals	2	0.4%
3222	Midwifery associate professionals	0	
3230	Traditional and complementary medicine associate professiona	0	
3240	Veterinary technicians and assistants	0	
3251	Dental assistants and therapists	0	
3252	Medical records and health information technicians	0	
3253	Community health workers	0	
3254	Dispensing opticians	1	0.2%
3255	Physiotherapy technicians and assistants	0	
3256	Medical assistants	2	0.4%
3257	Environmental and occupational health inspectors and associa	0	
3258	Ambulance workers	0	
3259	Health associate professionals not elsewhere classified	0	
3311	Securities and finance dealers and brokers	1	0.2%
3312	Credit and loans officers	1	0.2%
3313	Accounting associate professionals	0	
3314	Statistical, mathematical and related associate professional	1	0.2%
3315	Valuers and loss assessors	0	
3321	Insurance representatives	0	
3322	Commercial sales representatives	0	
3323	Buyers	0	
3324	Trade brokers	0	
3331	Clearing and forwarding agents	1	0.2%
3332	Conference and event planners	0	
3333	Employment agents and contractors	0	
3334	Real estate agents and property managers	0	
3339	Business services agents not elsewhere classified	2	0.4%
3341	Office supervisors	0	
3342	Legal secretaries	0	
3343	Administrative and executive secretaries	1	0.2%
3344	Medical secretaries	0	

## File : Formal\_employer\_newisic

### # 0068A: ISCO

Value	Label	Cases	Percentage
3351	Customs and border inspectors	0	
3352	Government tax and excise officials	0	
3353	Government social benefits officials	0	
3354	Government licensing officials	0	
3355	Police inspectors and detectives	0	
3359	Regulatory government associate professionals not elsewhere	0	
3411	Police inspectors and detectives	1	0.2%
3412	Social work associate professionals	0	
3413	Religious associate professionals	1	0.2%
3421	Athletes and sports players	0	
3422	Sports coaches, instructors and officials	0	
3423	Fitness and recreation instructors and program leaders	0	
3431	Photographers	0	
3432	Interior designers and decorators	0	
3433	Gallery, museum and library technicians	0	
3434	Chefs	0	
3435	Other artistic and cultural associate professionals	0	
3511	Information and communications technology operations technic	1	0.2%
3512	Information and communications technology user support techn	0	
3513	Computer network and systems technicians	0	
3514	Web technicians	0	
3521	Broadcasting and audio-visual technicians	1	0.2%
3522	Telecommunications engineering technicians	0	
4110	General office clerks	0	
4120	Secretaries (general)	0	
4131	Typists and word processing operators	0	
4132	Data entry clerks	0	
4211	Bank tellers and related clerks	0	
4212	Bookmakers, croupiers and related gaming workers	0	
4213	Pawnbrokers and money-lenders	0	
4214	Debt-collectors and related workers	0	
4221	Travel consultants and clerks	0	
4222	Contact centre information clerks	0	
4223	Telephone switchboard operators	0	
4224	Hotel receptionists	0	
4225	Enquiry clerks	0	
4226	Receptionists (general)	1	0.2%
4227	Survey and market research interviewers	0	
4229	Client information workers not elsewhere classified	0	
4311	Accounting and bookkeeping clerks	0	
4312	Statistical, finance and insurance clerks	0	
4313	Payroll clerks	0	
4321	Stock clerks	0	

## File : Formal\_employer\_newisic

### # O068A: ISCO

Value	Label	Cases	Percentage
4322	Production clerks	0	
4323	Transport clerks	0	
4411	Library clerks	0	
4412	Mail carriers and sorting clerks	0	
4413	Coding, proof-reading and related clerks	0	
4414	Scribes and related workers	0	
4415	Filing and copying clerks	0	
4416	Personnel clerks	0	
4419	Clerical support workers not elsewhere classified	0	
5111	Travel attendants and travel stewards	0	
5112	Transport conductors	0	
5113	Travel guides	0	
5120	Cooks	0	
5131	Waiters	3	0.6%
5132	Bartenders	12	2.3%
5141	Hairdressers	0	
5142	Beauticians and related workers	1	0.2%
5151	Cleaning and housekeeping supervisors in offices, hotels and	0	
5152	Domestic housekeepers	0	
5153	Building caretakers	0	
5161	Astrologers, fortune-tellers and related workers	0	
5162	Companions and valets	0	
5163	Undertakers and embalmers	0	
5164	Pet groomers and animal care workers	0	
5165	Driving instructors	0	
5169	Personal services workers not elsewhere classified	0	
5211	Stall and market salespersons	1	0.2%
5212	Street food salespersons	0	
5221	Shop keepers	100	18.8%
5222	Shop supervisors	35	6.6%
5223	Shop sales assistants	7	1.3%
5230	Cashiers and ticket clerks	7	1.3%
5241	Fashion and other models	0	
5242	Sales demonstrators	0	
5243	Door to door salespersons	0	
5244	Contact centre salespersons	0	
5245	Service station attendants	0	
5246	Food service counter attendants	3	0.6%
5249	Sales workers not elsewhere classified	0	
5311	Child care workers	0	
5312	Teachers' aides	0	
5321	Health care assistants	0	
5322	Home-based personal care workers	0	



## File : Formal\_employer\_newisic

### # O068A: ISCO

Value	Label	Cases	Percentage
5329	Personal care workers in health services not elsewhere class	0	
5411	Fire-fighters	0	
5412	Police officers	3	0.6%
5413	Prison guards	0	
5414	Security guards	0	
5419	Protective services workers not elsewhere classified	0	
6111	Field crop and vegetable growers	0	
6112	Tree and shrub crop growers	0	
6113	Gardeners, horticultural and nursery growers	0	
6114	Mixed crop growers	0	
6121	Livestock and dairy producers	0	
6122	Poultry producers	0	
6123	Apiarists and sericulturists	0	
6129	Animal producers not elsewhere classified	0	
6130	Mixed crop and animal producers	0	
6210	Forestry and related workers	0	
6221	Aquaculture workers	0	
6222	Inland and coastal waters fishery workers	0	
6223	Deep-sea fishery workers	0	
6224	Hunters and trappers	0	
6310	Subsistence crop farmers	0	
6320	Subsistence livestock farmers	0	
6330	Subsistence mixed crop and livestock farmers	0	
6340	Subsistence fishers, hunters, trappers and gatherers	0	
7111	House builders	1	0.2%
7112	Bricklayers and related workers	0	
7113	Stonemasons, stone cutters, splitters and carvers	0	
7114	Concrete placers, concrete finishers and related workers	0	
7115	Carpenters and joiners	2	0.4%
7119	Building frame and related trades workers not elsewhere clas	0	
7121	Roofers	0	
7122	Floor layers and tile setters	0	
7123	Plasterers	0	
7124	Insulation workers	0	
7125	Glaziers	0	
7126	Plumbers and pipe fitters	0	
7127	Air conditioning and refrigeration mechanics	0	
7131	Painters and related workers	0	
7132	Spray painters and varnishers	0	
7133	Building structure cleaners	0	
7211	Metal moulders and coremakers	0	
7212	Welders and flamecutters	4	0.8%
7213	Sheet-metal workers	0	

## File : Formal\_employer\_newisic

### # O068A: ISCO

Value	Label	Cases	Percentage
7214	Structural-metal preparers and erectors	0	
7215	Riggers and cable splicers	0	
7221	Blacksmiths, hammersmiths and forging press workers	0	
7222	Toolmakers and related workers	0	
7223	Metal working machine tool setters and operators	0	
7224	Metal polishers, wheel grinders and tool sharpeners	0	
7231	Motor vehicle mechanics and repairers	4	0.8%
7232	Aircraft engine mechanics and repairers	0	
7233	Agricultural and industrial machinery mechanics and repairer	0	
7234	Bicycle and related repairers	0	
7311	Precision-instrument makers and repairers	0	
7312	Musical instrument makers and tuners	0	
7313	Jewellery and precious-metal workers	0	
7314	Potters and related workers	0	
7315	Glass makers, cutters, grinders and finishers	0	
7316	Sign writers, decorative painters, engravers and etchers	0	
7317	Handicraft workers in wood, basketry and related materials	0	
7318	Handicraft workers in textile, leather and related materials	0	
7319	Handicraft workers not elsewhere classified	0	
7321	Pre-press technicians	0	
7322	Printers	0	
7323	Print finishing and binding workers	0	
7411	Building and related electricians	0	
7412	Electrical mechanics and fitters	0	
7413	Electrical line installers and repairers	0	
7421	Electronics mechanics and servicers	2	0.4%
7422	Information and communications technology installers and ser	0	
7511	Butchers, fishmongers and related food preparers	4	0.8%
7512	Bakers, pastry-cooks and confectionery makers	2	0.4%
7513	Dairy-products makers	0	
7514	Fruit, vegetable and related preservers	0	
7515	Food and beverage tasters and graders	0	
7516	Tobacco preparers and tobacco products makers	0	
7521	Wood treaters	0	
7522	Cabinet-makers and related workers	1	0.2%
7523	Woodworking-machine tool setters and operators	0	
7531	Tailors, dressmakers, furriers and hatters	4	0.8%
7532	Garment and related pattern-makers and cutters	0	
7533	Sewing, embroidery and related workers	0	
7534	Upholsterers and related workers	0	
7535	Pelt dressers, tanners and fellmongers	0	
7536	Shoemakers and related workers	0	
7541	Underwater divers	0	

## File : Formal\_employer\_newisic

### # O068A: ISCO

Value	Label	Cases	Percentage
7542	Shotfirers and blasters	0	
7543	Product graders and testers (excluding foods and beverages)	0	
7544	Fumigators and other pest and weed controllers	0	
7549	Craft and related workers not elsewhere classified	0	
8111	Miners and quarriers	1	0.2%
8112	Mineral and stone processing plant operators	0	
8113	Well drillers and borers and related workers	0	
8114	Cement, stone and other mineral products machine operators	0	
8121	Metal processing plant operators	1	0.2%
8122	Metal finishing, plating and coating machine operators	0	
8131	Chemical products plant and machine operators	0	
8132	Photographic products machine operators	0	
8141	Rubber products machine operators	0	
8142	Plastic products machine operators	0	
8143	Paper products machine operators	0	
8151	Fibre preparing, spinning and winding machine operators	0	
8152	Weaving and knitting machine operators	0	
8153	Sewing machine operators	0	
8154	Bleaching, dyeing and fabric cleaning machine operators	0	
8155	Fur and leather preparing machine operators	0	
8156	Shoemaking and related machine operators	0	
8157	Laundry machine operators	0	
8159	Textile, fur and leather products machine operators not else	0	
8160	Food and related products machine operators	0	
8171	Pulp and papermaking plant operators	0	
8172	Wood processing plant operators	0	
8181	Glass and ceramics plant operators	0	
8182	Steam engine and boiler operators	0	
8183	Packing, bottling and labelling machine operators	0	
8189	Stationary plant and machine operators not elsewhere classif	0	
8211	Mechanical machinery assemblers	0	
8212	Electrical and electronic equipment assemblers	0	
8219	Assemblers not elsewhere classified	0	
8311	Locomotive engine drivers	0	
8312	Railway brake, signal and switch operators	0	
8321	Motorcycle drivers	0	
8322	Car, taxi and van drivers	1	0.2%
8331	Bus and tram drivers	0	
8332	Heavy truck and lorry drivers	0	
8341	Mobile farm and forestry plant operators	0	
8342	Earthmoving and related plant operators	0	
8343	Crane, hoist and related plant operators	0	
8344	Lifting truck operators	0	

## File : Formal\_employer\_newisic

### # O068A: ISCO

Value	Label	Cases	Percentage
8350	Ships' deck crews and related workers	0	
9111	Domestic cleaners and helpers	0	
9112	Cleaners and helpers in offices, hotels and other establishm	0	
9121	Hand launderers and pressers	0	
9122	Vehicle cleaners	0	
9123	Window cleaners	0	
9129	Other cleaning workers	0	
9211	Crop farm labourers	0	
9212	Livestock farm labourers	0	
9213	Mixed crop and livestock farm labourers	0	
9214	Garden and horticultural labourers	0	
9215	Forestry labourers	0	
9216	Fishery and aquaculture labourers	0	
9311	Mining and quarrying labourers	0	
9312	Civil engineering labourers	0	
9313	Building construction labourers	0	
9321	Hand packers	0	
9329	Manufacturing labourers not elsewhere classified	0	
9331	Hand and pedal vehicle drivers	0	
9332	Drivers of animal-drawn vehicles and machinery	0	
9333	Freight handlers	0	
9334	Shelf fillers	0	
9411	Fast food preparers	2	0.4%
9412	Kitchen helpers	0	
9510	Street and related service workers	0	
9520	Street vendors (excluding food)	0	
9611	Garbage and recycling collectors	0	
9612	Refuse sorters	0	
9613	Sweepers and related labourers	0	
9621	Messengers, package deliverers and luggage porters	0	
9622	Odd job persons	0	
9623	Meter readers and vending-machine collectors	0	
9624	Water and firewood collectors	0	
9629	Elementary workers not elsewhere classified	1	0.2%
9999		1	0.2%
Sysmiss		1063	

Warning: these figures indicate the number of cases found in the data file. They cannot be interpreted as summary statistics of the population of interest.

### # ISCO1O068A: ISCOO068A FIRST- LEVEL

<b>Information</b>	[Type= discrete] [Format=numeric] [Range= 1-99] [Missing=*]		
<b>Statistics [NW/ W]</b>	[Valid=533 /-] [Invalid=1063 /-]		
Value	Label	Cases	Percentage
1	Managers	279	52.3%
2	Professionals	30	5.6%

## File : Formal\_employer\_newisic

### # ISCO10068A: ISCO0068A FIRST- LEVEL

Value	Label	Cases	Percentage
3	Technical and associate professionals	20	3.8%
4	Clerical support workers	1	0.2%
5	Services and sales workers	172	32.3%
6	Skilled agricultural, forestry and fishery workers	0	
7	Craft and related trade workers	24	4.5%
8	Plant and machine operators and assemblers	3	0.6%
9	Elementary occupations	3	0.6%
10	Armed forces occupations	0	
99	Missing values	1	0.2%
Sysmiss		1063	

Warning: these figures indicate the number of cases found in the data file. They cannot be interpreted as summary statistics of the population of interest.

### # O069: When did you start this establishment?

<b>Information</b>	[Type= discrete] [Format=numeric] [Range= 1928-9999] [Missing=*]
<b>Statistics [NW/ W]</b>	[Valid=533 /-] [Invalid=1063 /-]

Value	Label	Cases	Percentage
1928		1	0.2%
1966		1	0.2%
1972		1	0.2%
1974		1	0.2%
1976		1	0.2%
1979		1	0.2%
1981		1	0.2%
1983		1	0.2%
1984		2	0.4%
1985		1	0.2%
1987		1	0.2%
1989		1	0.2%
1990		2	0.4%
1991		4	0.8%
1992		1	0.2%
1994		1	0.2%
1995		9	1.7%
1996		6	1.1%
1997		9	1.7%
1998		11	2.1%
1999		5	0.9%
2000		17	3.2%
2001		11	2.1%
2002		8	1.5%
2003		10	1.9%
2004		24	4.5%
2005		33	6.2%
2006		32	6.0%

## File : Formal\_employer\_newisic

### # O069: When did you start this establishment?

Value	Label	Cases	Percentage
2007		58	10.9%
2008		79	14.8%
2009		66	12.4%
2010		66	12.4%
2011		63	11.8%
2012		3	0.6%
9999	Not specified	2	0.4%
Sysmiss		1063	

Warning: these figures indicate the number of cases found in the data file. They cannot be interpreted as summary statistics of the population of interest.

### # O069\_INTER: Interval O069

<b>Information</b>	[Type= discrete] [Format=numeric] [Range= 1-9] [Missing=*]
<b>Statistics [NW/ W]</b>	[Valid=533 /-] [Invalid=1063 /-]

Value	Label	Cases	Percentage
1	2010-2012	132	24.8%
2	2007-2009	203	38.1%
3	2004-2006	89	16.7%
4	2001-2003	29	5.4%
5	1998-2000	33	6.2%
6	Below 1997	45	8.4%
9	Not specified	2	0.4%
Sysmiss		1063	

Warning: these figures indicate the number of cases found in the data file. They cannot be interpreted as summary statistics of the population of interest.

### # O070: Does your current job match your off.education?

<b>Information</b>	[Type= discrete] [Format=numeric] [Range= 1-99] [Missing=*]
<b>Statistics [NW/ W]</b>	[Valid=533 /-] [Invalid=1063 /-]

Value	Label	Cases	Percentage
1	Yes	396	74.3%
2	No (other job than qualific.)	89	16.7%
3	No (lower level than qualific.)	15	2.8%
4	No (higher level than qualif.)	16	3.0%
5	Not applicable (no training)	15	2.8%
99	Not specified	2	0.4%
Sysmiss		1063	

Warning: these figures indicate the number of cases found in the data file. They cannot be interpreted as summary statistics of the population of interest.

### # O071: Have ever worked for other establishments before starting your current business?

<b>Information</b>	[Type= discrete] [Format=numeric] [Range= 1-2] [Missing=*]
<b>Statistics [NW/ W]</b>	[Valid=533 /-] [Invalid=1063 /-]

Value	Label	Cases	Percentage
1	Yes	353	66.2%
2	No	180	33.8%
Sysmiss		1063	

## File : Formal\_employer\_newisic

### # 0071: Have ever worked for other establishments before starting your current business?

*Warning: these figures indicate the number of cases found in the data file. They cannot be interpreted as summary statistics of the population of interest.*

### # 0072: What kind of establishment did you work for before joining your current employer?

**Information** [Type= discrete] [Format=numeric] [Range= 1-6] [Missing=\*]

**Statistics [NW/ W]** [Valid=353 /-] [Invalid=1243 /-]

Value	Label	Cases	Percentage
1	Ministry and other institutions	106	30.0%
2	Parastatal	6	1.7%
3	Company	207	58.6%
4	Co-operative	7	2.0%
5	NGO/CSO/CBO	21	5.9%
6	Other	6	1.7%
Sysmiss		1243	

*Warning: these figures indicate the number of cases found in the data file. They cannot be interpreted as summary statistics of the population of interest.*

### # 0072S: Other-Specify

**Information** [Type= discrete] [Format=character] [Missing=\*]

**Statistics [NW/ W]** [Valid=7 /-] [Invalid=0 /-]

Value	Label	Cases	Percentage
0		1	14.3%
ASBL		1	14.3%
CATHOLIQUE		1	14.3%
GUCURUZA KU GIT		1	14.3%
IBITARO ADVENTI		1	14.3%
YAKOZE MU BABIK		1	14.3%
YARIKORERAG		1	14.3%

*Warning: these figures indicate the number of cases found in the data file. They cannot be interpreted as summary statistics of the population of interest.*

### # 0073: What was your employment status?

**Information** [Type= discrete] [Format=numeric] [Range= 1-99] [Missing=\*]

**Statistics [NW/ W]** [Valid=353 /-] [Invalid=1243 /-]

Value	Label	Cases	Percentage
1	Own account worker	76	21.5%
2	Employer	20	5.7%
3	Employee	252	71.4%
4	Unpaid family worker	3	0.8%
99	Not specified	2	0.6%
Sysmiss		1243	

*Warning: these figures indicate the number of cases found in the data file. They cannot be interpreted as summary statistics of the population of interest.*

### # 0074: establishment's main economic activity?

**Information** [Type= discrete] [Format=character] [Missing=\*]

**Statistics [NW/ W]** [Valid=359 /-] [Invalid=0 /-]

## File : Formal\_employer\_newisic

### # 0074: establishment's main economic activity?

Value	Label	Cases	Percentage
ADMINISTRATI		1	0.3%
ADMINISTRATI PUBLIQUE		1	0.3%
AFMD		1	0.3%
AKORA KA RUSIZI ATANGA CUSTOME		1	0.3%
AMBASSADE Y'ABANYAMER		1	0.3%
AMEKI COLOR		1	0.3%
AUDITEUR		1	0.3%
BACURUZAGA INYONGERAMU		1	0.3%
BADANDAZA		1	0.3%
BAKORAGA IBIJANYE NA COUTURE		1	0.3%
BANK		1	0.3%
BANKI		1	0.3%
BANQUE		1	0.3%
BAR		1	0.3%
BAR RESTAURANT		1	0.3%
BOUTIQUE		1	0.3%
BRALIRWA		1	0.3%
BUSNESS YA TRANSPORT		1	0.3%
CABINET D'AVOCAT		1	0.3%
CAFE RESTAURANT		1	0.3%
CENTRE D'ACCUEIL		1	0.3%
CENTRE DE SANTE		1	0.3%
CHUB		1	0.3%
CHUK		1	0.3%
CLEARING		2	0.6%
COMMUNICATI		1	0.3%
COMPASSION		1	0.3%
CONFOLTANCY		1	0.3%
CONSTRUCTION		5	1.4%
CONSULTATIO		1	0.3%
CONTROLE DE SOUS DEPOT		1	0.3%
CONTRUCTION		1	0.3%



## File : Formal\_employer\_newisic

### # 0074: establishment's main economic activity?

Value	Label	Cases	Percentage
COOPERATIVE INKINGI		1	0.3%
CROIX ROUGE		1	0.3%
CROIX ROUGE(GUFASI) AMARASO		1	0.3%
CYADANAZA( UMUCELI,BOU)		1	0.3%
CYARI GISHINZWE KURWANYA SIDA		1	0.3%
DEPOT PHARMACEUTI		1	0.3%
DEVELOPPEME AGRICOLE		1	0.3%
DISPENSARE		1	0.3%
DISTRIBUTION DE BRALIRWA		1	0.3%
DISTRICT		1	0.3%
EDUCATION PRIMAIRE		1	0.3%
EDUCATION SECONDAIRE		1	0.3%
EDUCATION Y'AMASHURI		1	0.3%
EGLISE		1	0.3%
ENSEIGNEMEN PRIMAIRE		1	0.3%
ENTREPRISE YUBWUBATSI		1	0.3%
EVANGELISATI		1	0.3%
EWSA		1	0.3%
FABRICATION DES POSTE RADIO		1	0.3%
FARG:GUTERA INKUNGA ABAROKOTSE		1	0.3%
FINA		1	0.3%
FINANCE PUBLIQUE		1	0.3%
GARAGE		1	0.3%
GARAGE/ GUKANIKA IMODOKA ZIPFUY		1	0.3%
GAS&CHEMICA COMPANY		1	0.3%
GESTION DE DECHET		1	0.3%

## File : Formal\_employer\_newisic

### # 0074: establishment's main economic activity?

Value	Label	Cases	Percentage
GISHINZWE AMAZI N'AMASHANYA		1	0.3%
GISHINZWE GUCURUZA IBIRYO		1	0.3%
GOVERNMENT FINANCING		1	0.3%
GUCUKURA AMABUYE YA GACIRO		1	0.3%
GUCUNGA UMUTEKANO		1	0.3%
GUCUNGA UMUTEKANO W'IGIHUGU		2	0.6%
GUCURUZA BOUTIQUE		1	0.3%
GUCURUZA IBINTU BINYURANYE		1	0.3%
GUCURUZA IBINYOBWA		1	0.3%
GUCURUZA IMITI		2	0.6%
GUCURUZA IMYAKA(KURA		1	0.3%
GUCURUZA INKWETO		1	0.3%
GUCURUZA MURIBOUTIQUE KUDANDAZ		1	0.3%
GUCURUZA UBUCONSHO CYANE SOAP		1	0.3%
GUFASHA ABANA KWIGA		1	0.3%
GUFASHA ABATISHOBOY		2	0.6%
GUFASHA ABATISHOBOY VISI		1	0.3%
GUFASHA ABATURAGE		1	0.3%
GUFASHA IMPUNZI		1	0.3%
GUFOTORA		1	0.3%
GUFUMA NO KUDODA IMYENDA		1	0.3%
GUHINGA IBISHYIMBO		1	0.3%

## File : Formal\_employer\_newisic

### # 0074: establishment's main economic activity?

Value	Label	Cases	Percentage
GUHINGA NO KORORA		1	0.3%
GUKANISHA NA PIECE DE RECHANG		1	0.3%
GUKORA FINISAGE Y'AMAZU		1	0.3%
GUKWIRAKWIZ AMAZI		1	0.3%
GUSEREVA		1	0.3%
GUTANGA AMACUMBI		1	0.3%
GUTANGA AMAZI		1	0.3%
GUTANGA IBIKORWA REMEZO		1	0.3%
GUTUNGANYA AMATA		1	0.3%
GUTWARA ABAGENZI		1	0.3%
GUTWARA ABANTU		2	0.6%
HCR(KWITA KU MPUNZI)		1	0.3%
HOPITAL		3	0.8%
HOPITAL DE KIBUYE		1	0.3%
HOPITAL KING FAYSAL		1	0.3%
HOSPITAL		2	0.6%
HOTEL		5	1.4%
HOTELERIE		1	0.3%
HOTELERIE AND TOURISM		1	0.3%
IBARURISHA MIBARE STATISTIQUE		1	0.3%
IBIJYANYE NOGUSUDIRA		1	0.3%
IBITARO		1	0.3%
IBITARO BYGENGA		1	0.3%
IBITARO[UBUV		1	0.3%
IGISIRIKALI		1	0.3%
IGL PROJET MINALOC		1	0.3%
IKIGO CY'AMASHURI ABANZA		1	0.3%

## File : Formal\_employer\_newisic

### # 0074: establishment's main economic activity?

Value	Label	Cases	Percentage
IKIGO CY'IMISORO N'AMAHORO		1	0.3%
IKIGO CY'TUMANAHU		1	0.3%
IKIGO CY'UBUREZI		1	0.3%
IKIGO CY'UBUREZI BWAKA MINUZA		1	0.3%
IKIGO GICURUZA IMITI(PHARMA)		1	0.3%
IKIGO GIKORA IBINYOBWA/ BRALIRW		1	0.3%
IKIGO GISHINZWE UMUTEKANO		1	0.3%
IKIGO GITANGA SUPPORT ZITANDUK		1	0.3%
IKIGO NDERABUZIMA		1	0.3%
IMIRIMO YA HOTEL		1	0.3%
IMPERIMEIRE		1	0.3%
IMPORTATION(		1	0.3%
IMPRIMERIE		2	0.6%
INZEGO BWITE ZA LETA		1	0.3%
INZEGO Z'UBUYOBOZI		1	0.3%
INZEGO ZA LETA		1	0.3%
ITANGAZAMAK		1	0.3%
ITORERO RIVUGA UBUTUMWA		1	0.3%
IVUGA BUTUMWA		1	0.3%
IVUGABUTUMV		5	1.4%
IVURIRO		1	0.3%
IYOGEZABUTU		1	0.3%
JUSTICE		1	0.3%
KENLI SARL(UBUCURI T2000)		1	0.3%

## File : Formal\_employer\_newisic

### # 0074: establishment's main economic activity?

Value	Label	Cases	Percentage
KIGALI CIMENT CAMPANY		1	0.3%
KORORA INKA		1	0.3%
KOZA IBINYABIZIGA		1	0.3%
KUDANDAZA		1	0.3%
KUDANDAZA IMYENDA		1	0.3%
KUDANDAZA NO KURANGUZA IBIKAPU		1	0.3%
KUDANDAZA UBUCONCO		1	0.3%
KUDODA		1	0.3%
KUDODA IMYENDA		1	0.3%
KUGEMURA IBIRYO MU MAKWE		1	0.3%
KUGENZURA NGO		1	0.3%
KUGURISHA IMITI		1	0.3%
KUNGANIRA ABACURUZI		1	0.3%
KURANGUZA(II N'IBINYOBWA		1	0.3%
KURERA ABASASERDOT		1	0.3%
KUVUGA UBUTUMWA		1	0.3%
KUVUGURURA AMASHURI		1	0.3%
KUVURA ABANTU		1	0.3%
KUVURA ABANTU CENTRE DE SANTE		1	0.3%
KUVURA ABARWAYI		2	0.6%
KUVURA ABATURAGE		1	0.3%
KUVURA MURI PEDIATRIE		1	0.3%
KUVURA NO KURINDA INDWARA		1	0.3%

## File : Formal\_employer\_newisic

### # 0074: establishment's main economic activity?

Value	Label	Cases	Percentage
KUZAMURA ABARI N'ABATEGARU		1	0.3%
KWAKIRA NO GUCUMBIKIRA ABASHYI		1	0.3%
KWANDIKA KU BYAPA NO KUMYENDA		1	0.3%
KWIGISHA IMYUGA		2	0.6%
KWIGISHA MURI SECONDAIRE		1	0.3%
KWIGISHA PRIMAIRE		1	0.3%
KWITA KU BANA		1	0.3%
KWITA KU MIBEREHO MYIZA		1	0.3%
KWOGOSHA NO KUMESA MU MUTWE		1	0.3%
KWUBAKA		2	0.6%
LAND SURVEYING		1	0.3%
MAINTENANCE INFORMATIQUI		1	0.3%
MANAGER WA BAR		1	0.3%
MANUFACTURI AND TRADING		1	0.3%
MECANIQUE AUTOMOBILE		1	0.3%
MECANIQUE GARAGE		1	0.3%
MEREZ		1	0.3%
MINADEF		6	1.7%
MINI ALIMENTATION KUDANDAZA		1	0.3%
MINISANTE		1	0.3%
MINISITERI Y'UBUZIMA		1	0.3%
MINISITERRI Y'INGABO		1	0.3%
MINISPOC FESPAD		1	0.3%
MINISTERI Y'IBIKORWA REMEZO		1	0.3%

## File : Formal\_employer\_newisic

### # 0074: establishment's main economic activity?

Value	Label	Cases	Percentage
MINISTERI Y'UBUZIMA		1	0.3%
MINISTERIE Y'IBIKORWA REMEZO		1	0.3%
MUSEE NATIONAL		1	0.3%
NGO		1	0.3%
OCIR THE		1	0.3%
OPROVIA(UBUC		1	0.3%
ORTPN		1	0.3%
PDRCIU		1	0.3%
PHARMACIE		2	0.6%
PHARMALY		1	0.3%
PLANIFICATION		1	0.3%
PRIMARY		1	0.3%
PROCURE KWAKIRA NO GUCUMBIKIRA		1	0.3%
PRODUCTION ET DISTRIBUTION		1	0.3%
PROJET SUR LE SIDA		1	0.3%
PROTECTION DE L'ENVIRONNEM		1	0.3%
QUINCALLERIE NOUVELLE		1	0.3%
RESTAURANT		8	2.2%
RESTAURANT CUSTOMER CARE		1	0.3%
RESTAURANT UMUBANO		1	0.3%
RESTAURATION		1	0.3%
RESTAURENT		1	0.3%
RUBIRIZI		1	0.3%
RWANDA REVENUE AUTHORITY		1	0.3%
SANTE CLINIQUE		1	0.3%
SAVING&CRED		1	0.3%
SCHOLL SECONDAIRE		1	0.3%
SOCIETE Y'UBWUBATSI		1	0.3%
SOSIYETI Y'UBWUBATSI		1	0.3%

## File : Formal\_employer\_newisic

### # 0074: establishment's main economic activity?

Value	Label	Cases	Percentage
STATION		1	0.3%
STUDIO PHOTO		1	0.3%
SUPERMARKET		1	0.3%
TAXI COMINETTE		1	0.3%
TEA COMPANY		1	0.3%
TENIS CLUB		1	0.3%
TRANSPORT		4	1.1%
TRANSPORT (TAXI)		1	0.3%
TRANSPORT ET COMMERCE GENERAL		1	0.3%
TRANSPORT INTERNATIONA		2	0.6%
TRANSPORT YO KUBUTAKA		1	0.3%
TRAVAUX PUBLIQUE		1	0.3%
UBUCAMANZA		1	0.3%
UBUCURU BW'UBUCONCC		1	0.3%
UBUCURUZA		1	0.3%
UBUCURUZI		8	2.2%
UBUCURUZI BW'AMABUYE		1	0.3%
UBUCURUZI BW'IMYAKA		1	0.3%
UBUCURUZI BW'IMYAKA NINZOGA		1	0.3%
UBUCURUZI BWA KUDANDAZA		1	0.3%
UBUCURUZI BWA PETROL		1	0.3%
UBUCURUZI BWIMYENDA		1	0.3%
UBUCURUZI BWO GUKODESHA INZU		1	0.3%
UBUCURUZI MU ISOKO		1	0.3%
UBUCURUZI MURI BOUTIQUE		1	0.3%



## File : Formal\_employer\_newisic

### # 0074: establishment's main economic activity?

Value	Label	Cases	Percentage
UBUCURUZI W'IBIRIBWA		1	0.3%
UBUCURUZI(KU UMUCELI )		1	0.3%
UBUDOZI BW'IMYENDA		1	0.3%
UBUGENZUZI BW'ITANGAZA\		1	0.3%
UBUHINZI		1	0.3%
UBUHINZI BW'IBIGORI		1	0.3%
UBUHINZI BW'IBITOKI		1	0.3%
UBUHINZI BW'IMYAKA		1	0.3%
UBUHINZI BW'URUTOKI		1	0.3%
UBUHINZI N'UBWOROZI		2	0.6%
UBUHINZI NGANDURARU\		1	0.3%
UBUKANISHI BW'IBINYABIZI		1	0.3%
UBUKANISHI BWA GARAGE GENDARM		1	0.3%
UBUKANISHI RUSANGE BW'IMODOKA\		1	0.3%
UBUREZI		3	0.8%
UBUREZI MURI SECONDAIRE		1	0.3%
UBUTEGETSI BW'IGIHUGU		1	0.3%
UBUVUAZI		1	0.3%
UBUVUZI		6	1.7%
UBUVUZI HIV RELATED		1	0.3%
UBUVUZI BW'ABANTU		2	0.6%
UBUVUZI BW'INDWARA Z'ABANTU		1	0.3%
UBUVUZI HOPITAL MILITAIRE DE K		1	0.3%
UBUVUZI MURI CENTRE DE SANTE		2	0.6%

## File : Formal\_employer\_newisic

### # 0074: establishment's main economic activity?

Value	Label	Cases	Percentage
UBUVUZI MURI MINISANTE		1	0.3%
UBUYOBOZI BW'IBANZE		1	0.3%
UBUYOBOZI BWA SECTEUR		1	0.3%
UBWIKOREZI		1	0.3%
UBWUBATSI		5	1.4%
UBWUBATSI BW'AMAZU		2	0.6%
UBWUBATSI BW'IMIHANDA		1	0.3%
UEFAR ITORERO		1	0.3%
UMUCO NA SPORT NA LOISIR		1	0.3%
UMUKOZI UTUNGANYA IMISATSI		1	0.3%
UMURIMO WOCA IMANZA		1	0.3%
UMURYANGO UFASHA ABATISHOBY		1	0.3%
UNIVERSITE(UN		1	0.3%
URUGAGA IMBARAGA RUHAG.ABAKC		1	0.3%
URUGANDA		1	0.3%
URUGANDA RUKORA INKWETO		1	0.3%
URUGANDA RUKORA INZOGA		1	0.3%
URUSYO RUSYA IBINYAMPEKE		1	0.3%
URWENGERO RW'INZOGA		1	0.3%
VIDEOTHEQUE		1	0.3%
YACURUZAGA AMATA		1	0.3%
YACURUZAGA IMYENDA		1	0.3%
YARANGUZAG. PRIMUS		1	0.3%
YARI BAR		1	0.3%

## File : Formal\_employer\_newisic

### # O074: establishment's main economic activity?

Value	Label	Cases	Percentage
caractere educatif		1	0.3%
consultance		1	0.3%
gucuruza ibiribwa		1	0.3%
gucuruza imiti pharmacie		1	0.3%
gucuruza ssence		1	0.3%
kuguza no kuguza amafaranga		1	0.3%
kuvura abantu		1	0.3%
magerwa		1	0.3%
manufacturing		1	0.3%
saving and credit		1	0.3%
studio photo		1	0.3%
trading medicine in pharmacy		1	0.3%
ubucuruzi		1	0.3%
ubuvuzi		1	0.3%
ubwubatsi		1	0.3%
ubwubatsi bwamazuzi		1	0.3%

Warning: these figures indicate the number of cases found in the data file. They cannot be interpreted as summary statistics of the population of interest.

### # O074A: ISIC

**Information** [Type= discrete] [Format=numeric] [Range= 111-9999] [Missing=\*]

**Statistics [NW/ W]** [Valid=353 /-] [Invalid=1243 /-]

Value	Label	Cases	Percentage
111	Growing of cereals (except rice), leguminous crops and oil s	1	0.3%
112	Growing of rice	0	
113	Growing of vegetables and melons, roots and tubers	1	0.3%
114	Growing of sugar cane	0	
115	Growing of tobacco	0	
116	Growing of fibre crops	0	
119	Growing of other non-perennial crops	3	0.8%
121	Growing of grapes	0	
122	Growing of tropical and subtropical fruits	2	0.6%
123	Growing of citrus fruits	0	
124	Growing of pome fruits and stone fruits	0	
125	Growing of other tree and bush fruits and nuts	0	
126	Growing of oleaginous fruits	0	
127	Growing of beverage crops	0	
128	Growing of spices, aromatic, drug and pharmaceutical crops	0	
129	Growing of other perennial crops	0	
130	Plant propagation	0	

## File : Formal\_employer\_newisic

### # 0074A: ISIC

Value	Label	Cases	Percentage
141	Raising of cattle and buffaloes	1	0.3%
142	Raising of horses and other equines	0	
143	Raising of camels and camelids	0	
144	Raising of sheep and goats	0	
145	Raising of swine/pigs	0	
146	Raising of poultry	0	
149	Raising of other animals	0	
150	Mixed farming	4	1.1%
161	Support activities for crop production	0	
162	Support activities for animal production	0	
163	Post-harvest crop activities	0	
164	Seed processing for propagation	0	
170	Hunting, trapping and related service activities	0	
210	Silviculture and other forestry activities	1	0.3%
220	Logging	0	
230	Gathering of non-wood forest products	0	
240	Support services to forestry	1	0.3%
310	Marine fishing	0	
312	Freshwater fishing	0	
321	Marine aquaculture	0	
322	Freshwater aquaculture	0	
510	Mining of hard coal	0	
520	Mining of lignite	0	
610	Extraction of crude petroleum	0	
620	Extraction of natural gas	0	
710	Mining of iron ores	0	
721	Mining of uranium and thorium ores	0	
729	Mining of other non-ferrous metal ores	2	0.6%
810	Quarrying of stone, sand and clay	0	
821	Office administrative and support activities	0	
891	Mining of chemical and fertilizer minerals	0	
892	Extraction of peat	0	
893	Extraction of salt	0	
899	Other mining and quarrying n.e.c.	0	
910	Support activities for petroleum and natural gas extraction	0	
990	Support activities for other mining and quarrying	0	
1010	Processing and preserving of meat	0	
1020	Processing and preserving of fish, crustaceans and molluscs	0	
1030	Processing and preserving of fruit and vegetables	0	
1040	Manufacture of vegetable and animal oils and fats	0	
1050	Manufacture of dairy products	0	
1061	Manufacture of grain mill products	1	0.3%
1062	Manufacture of starches and starch products	0	

## File : Formal\_employer\_newisic

### # 0074A: ISIC

Value	Label	Cases	Percentage
1071	Manufacture of bakery products	0	
1072	Manufacture of sugar	0	
1073	Manufacture of cocoa, chocolate and sugar confectionery	0	
1074	Manufacture of macaroni, noodles, couscous and similar farin	0	
1075	Manufacture of prepared meals and dishes	0	
1079	Manufacture of other food products n.e.c.	2	0.6%
1080	Manufacture of prepared animal feeds	0	
1101	Distilling, rectifying and blending of spirits	0	
1102	Manufacture of wines	0	
1103	Manufacture of malt liquors and malt	3	0.8%
1104	Manufacture of soft drinks; production of mineral waters an	0	
1200	Manufacture of tobacco products	0	
1311	Preparation and spinning of textile fibres	1	0.3%
1312	Weaving of textiles	0	
1313	Finishing of textiles	0	
1391	Manufacture of knitted and crocheted fabrics	0	
1392	Manufacture of made-up textile articles, except apparel	0	
1393	Manufacture of carpets and rugs	0	
1394	Manufacture of cordage, rope, twine and netting	0	
1399	Manufacture of other textiles n.e.c.	0	
1410	Manufacture of wearing apparel, except fur apparel	0	
1420	Manufacture of articles of fur	0	
1430	Manufacture of knitted and crocheted apparel	0	
1511	Tanning and dressing of leather; dressing and dyeing of fur	0	
1512	Manufacture of luggage, handbags and the like, saddlery and	0	
1520	Manufacture of footwear	1	0.3%
1610	Sawmilling and planing of wood	0	
1621	Manufacture of veneer sheets and wood-based panels	0	
1622	Manufacture of builders' carpentry and joinery	0	
1623	Manufacture of wooden containers	0	
1629	Manufacture of other products of wood; manufacture of articl	0	
1701	Manufacture of pulp, paper and paperboard	1	0.3%
1702	Manufacture of corrugated paper and paperboard and of conta	0	
1709	Manufacture of other articles of paper and paperboard	1	0.3%
1811	Printing	0	
1812	Service activities related to printing	0	
1820	Reproduction of recorded media	0	
1910	Manufacture of coke oven products	0	
1920	Manufacture of refined petroleum products	0	
2011	Manufacture of basic chemicals	1	0.3%
2012	Manufacture of fertilizers and nitrogen compounds	0	
2013	Manufacture of plastics and synthetic rubber in primary form	0	
2021	Manufacture of pesticides and other agrochemical products	0	

## File : Formal\_employer\_newisic

### # O074A: ISIC

Value	Label	Cases	Percentage
2022	Manufacture of paints, varnishes and similar coatings, print	1	0.3%
2023	Manufacture of soap and detergents, cleaning and polishing p	0	
2029	2029 Manufacture of other chemical products n.e.c.	0	
2030	Manufacture of man-made fibres	0	
2100	Manufacture of pharmaceuticals, medicinal chemical and botan	1	0.3%
2211	Manufacture of rubber tyres and tubes; retreading and rebui	0	
2219	2219 Manufacture of other rubber products	0	
2220	Manufacture of plastics products	0	
2310	Manufacture of glass and glass products	0	
2391	Manufacture of refractory products	0	
2392	Manufacture of clay building materials	0	
2393	Manufacture of other porcelain and ceramic products	0	
2394	Manufacture of cement, lime and plaster	0	
2395	Manufacture of articles of concrete, cement and plaster	0	
2396	Cutting, shaping and finishing of stone	0	
2399	Manufacture of other non-metallic mineral products n.e.c.	0	
2410	Manufacture of basic iron and steel	0	
2420	Manufacture of basic precious and other non-ferrous metals	0	
2431	Casting of iron and steel	0	
2432	Casting of non-ferrous metals	0	
2511	Manufacture of structural metal products	1	0.3%
2512	Manufacture of tanks, reservoirs and containers of metal	0	
2513	Manufacture of steam generators, except central heating hot	0	
2520	Manufacture of weapons and ammunition	0	
2591	Forging, pressing, stamping and roll-forming of metal; powd	0	
2592	Treatment and coating of metals; machining	0	
2593	Manufacture of cutlery, hand tools and general hardware	0	
2599	Manufacture of other fabricated metal products n.e.c.	2	0.6%
2610	Manufacture of electronic components and boards	0	
2620	Manufacture of computers and peripheral equipment	0	
2630	Manufacture of communication equipment	0	
2640	Manufacture of consumer electronics	0	
2651	Manufacture of measuring, testing, navigating and control eq	0	
2660	Manufacture of irradiation, electromedical and electrotherap	0	
2670	Manufacture of optical instruments and photographic equipmen	0	
2680	Manufacture of magnetic and optical media	0	
2710	Manufacture of electric motors, generators, transformers and	0	
2720	Manufacture of batteries and accumulators	0	
2731	Manufacture of fibre optic cables	0	
2732	Manufacture of other electronic and electric wires and cable	0	
2733	Manufacture of wiring devices	0	
2740	Manufacture of electric lighting equipment	0	
2750	Manufacture of domestic appliances	0	

## File : Formal\_employer\_newisic

### # 0074A: ISIC

Value	Label	Cases	Percentage
2790	Manufacture of other electrical equipment	0	
2811	Manufacture of engines and turbines, except aircraft, vehicl	0	
2812	Manufacture of fluid power equipment	0	
2813	Manufacture of other pumps, compressors, taps and valves	0	
2814	Manufacture of bearings, gears, gearing and driving elements	0	
2815	Manufacture of ovens, furnaces and furnace burners	0	
2816	Manufacture of lifting and handling equipment	0	
2817	Manufacture of office machinery and equipment (except comput	0	
2818	Manufacture of power-driven hand tools	0	
2819	Manufacture of other general-purpose machinery	0	
2821	Manufacture of agricultural and forestry machinery	0	
2822	Manufacture of metal-forming machinery and machine tools	0	
2823	Manufacture of machinery for metallurgy	0	
2824	Manufacture of machinery for mining, quarrying and construct	0	
2825	Manufacture of machinery for food, beverage and tobacco proc	0	
2826	Manufacture of machinery for textile, apparel and leather pr	0	
2829	Manufacture of other special-purpose machinery	0	
2910	Manufacture of motor vehicles	0	
2920	Manufacture of bodies (coachwork) for motor vehicles; manufa	0	
2930	Manufacture of parts and accessories for motor vehicles	0	
3011	Building of ships and floating structures	0	
3012	Building of pleasure and sporting boats	0	
3020	Manufacture of railway locomotives and rolling stock	0	
3030	Manufacture of air and spacecraft and related machinery	0	
3040	Manufacture of military fighting vehicles	0	
3091	Manufacture of motorcycles	0	
3092	Manufacture of bicycles and invalid carriages	0	
3099	Manufacture of other transport equipment n.e.c.	0	
3100	Manufacture of furniture	0	
3211	Manufacture of jewellery and related articles	0	
3212	Manufacture of imitation jewellery and related articles	0	
3220	Manufacture of musical instruments	0	
3230	Manufacture of sports goods	0	
3240	Manufacture of games and toys	0	
3250	Manufacture of medical and dental instruments and supplies	0	
3290	Other manufacturing n.e.c.	0	
3311	Repair of fabricated metal products	0	
3312	Repair of machinery	0	
3313	Repair of electronic and optical equipment	1	0.3%
3314	Repair of electrical equipment	0	
3315	Repair of transport equipment, except motor vehicles	0	
3319	Repair of other equipment	0	
3320	Installation of industrial machinery and equipment	0	

## File : Formal\_employer\_newisic

### # 0074A: ISIC

Value	Label	Cases	Percentage
3510	Electric power generation, transmission and distribution	3	0.8%
3520	Manufacture of gas; distribution of gaseous fuels through ma	0	
3530	Steam and air conditioning supply	0	
3600	Water collection, treatment and supply	4	1.1%
3700	Sewerage	0	
3811	Collection of non-hazardous waste	0	
3812	Collection of hazardous waste	0	
3821	Treatment and disposal of non-hazardous waste	0	
3822	Treatment and disposal of hazardous waste	0	
3830	Materials recovery	0	
3900	Remediation activities and other waste management services	1	0.3%
4100	Construction of buildings	23	6.5%
4210	Construction of roads and railways	1	0.3%
4220	Construction of utility projects	1	0.3%
4290	Construction of other civil engineering projects	0	
4311	Demolition	0	
4312	Site preparation	0	
4321	Electrical installation	0	
4322	Plumbing, heat and air-conditioning installation	0	
4329	Other construction installation	0	
4330	Building completion and finishing	0	
4390	Other specialized construction activities	0	
4510	Sale of motor vehicles	0	
4520	Maintenance and repair of motor vehicles	7	2.0%
4530	Sale of motor vehicle parts and accessories	0	
4540	Sale, maintenance and repair of motorcycles and related part	0	
4610	Wholesale on a fee or contract basis	0	
4620	Wholesale of agricultural raw materials and live animals	1	0.3%
4630	Wholesale of food, beverages and tobacco	5	1.4%
4641	Wholesale of textiles, clothing and footwear	0	
4649	Wholesale of other household goods	1	0.3%
4651	Wholesale of computers, computer peripheral equipment and so	0	
4652	Wholesale of electronic and telecommunications equipment and	0	
4653	Wholesale of agricultural machinery, equipment and supplies	0	
4659	Wholesale of other machinery and equipment	0	
4661	Wholesale of solid, liquid and gaseous fuels and related pr	2	0.6%
4662	Wholesale of metals and metal ores	0	
4663	Wholesale of construction materials, hardware, plumbing and	0	
4669	4669 Wholesale of waste and scrap and other products n.e.c.	0	
4690	Non-specialized wholesale trade	0	
4711	Retail sale in non-specialized stores with food, beverages o	11	3.1%
4719	4719 Other retail sale in non-specialized stores	7	2.0%
4721	Retail sale of food in specialized stores	6	1.7%



## File : Formal\_employer\_newisic

### # 0074A: ISIC

Value	Label	Cases	Percentage
4722	Retail sale of beverages in specialized stores	1	0.3%
4723	Retail sale of tobacco products in specialized stores	0	
4730	Retail sale of automotive fuel in specialized stores	2	0.6%
4741	Retail sale of computers, peripheral units, software and tel	1	0.3%
4742	Retail sale of audio and video equipment in specialized stor	1	0.3%
4751	Retail sale of textiles in specialized stores	3	0.8%
4752	Retail sale of hardware, paints and glass in specialized sto	3	0.8%
4753	Retail sale of carpets, rugs, wall and floor coverings in sp	0	
4759	Retail sale of electrical household appliances, furniture,	0	
4761	Retail sale of books, newspapers and stationary in specializ	0	
4762	Retail sale of music and video recordings in specialized st	0	
4763	Retail sale of sporting equipment in specialized stores	0	
4764	Retail sale of games and toys in specialized stores	0	
4771	Retail sale of clothing, footwear and leather articles in sp	2	0.6%
4772	Retail sale of pharmaceutical and medical goods, cosmetic an	10	2.8%
4773	4773 Other retail sale of new goods in specialized stores	1	0.3%
4774	Retail sale of second-hand goods	0	
4781	Retail sale via stalls and markets of food, beverages and to	0	
4782	Retail sale via stalls and markets of textiles, clothing and	0	
4789	Retail sale via stalls and markets of other goods	0	
4791	Retail sale via mail order houses or via Internet	0	
4799	Other retail sale not in stores, stalls or markets	0	
4911	Passenger rail transport, interurban	0	
4912	Freight rail transport	0	
4921	Urban and suburban passenger land transport	3	0.8%
4922	Other passenger land transport	8	2.3%
4923	Freight transport by road	4	1.1%
4930	Transport via pipeline	0	
5011	Sea and coastal passenger water transport	0	
5012	Sea and coastal freight water transport	0	
5021	Inland passenger water transport	0	
5022	Inland freight water transport	0	
5110	Passenger air transport	0	
5120	Freight air transport	0	
5210	Warehousing and storage	0	
5221	Service activities incidental to land transportation	2	0.6%
5222	Service activities incidental to water transportation	0	
5223	Service activities incidental to air transportation	0	
5224	Cargo handling	0	
5229	Other transportation support activities	0	
5310	Postal activities	0	
5320	Courier activities	0	
5510	Short term accommodation activities	11	3.1%

## File : Formal\_employer\_newisic

### # 0074A: ISIC

Value	Label	Cases	Percentage
5520	Camping grounds, recreational vehicle parks and trailer park	0	
5590	Other accommodation	1	0.3%
5610	Restaurants and mobile food service activities	14	4.0%
5621	Event catering	1	0.3%
5629	Other food service activities	0	
5630	Beverage serving activities	9	2.5%
5811	Book publishing	0	
5812	Publishing of directories and mailing lists	0	
5813	Publishing of newspapers, journals and periodicals	0	
5819	Other publishing activities	0	
5820	Software publishing	0	
5911	Motion picture, video and television programme production ac	0	
5912	Motion picture, video and television programme post-producti	0	
5913	Motion picture, video and television programme distribution	0	
5914	Motion picture projection activities	0	
5920	Sound recording and music publishing activities	0	
6010	Radio broadcasting	0	
6020	Television programming and broadcasting activities	0	
6110	Wired telecommunications activities	0	
6120	Wireless telecommunications activities	0	
6130	Satellite telecommunications activities	1	0.3%
6190	Other telecommunications activities	1	0.3%
6201	Computer programming activities	0	
6202	Computer consultancy and computer facilities management acti	0	
6209	Other information technology and computer service activities	0	
6311	Data processing, hosting and related activities	0	
6312	Web portals	0	
6391	News agency activities	0	
6399	Other information service activities n.e.c.	0	
6411	Central banking	0	
6419	ther monetary intermediation	7	2.0%
6420	Activities of holding companies	0	
6430	Trusts, funds and similar financial entities	0	
6491	Financial leasing	0	
6492	Other credit granting	0	
6499	Other financial service activities, except insurance and pen	0	
6511	6511 Life insurance	0	
6512	Non-life insurance	0	
6520	Reinsurance	0	
6530	Pension funding	0	
6611	Administration of financial markets	0	
6612	Security and commodity contracts brokerage	0	
6619	Other activities auxiliary to financial service activities	0	

## File : Formal\_employer\_newisic

### # 0074A: ISIC

Value	Label	Cases	Percentage
6621	Risk and damage evaluation	0	
6622	Activities of insurance agents and brokers	0	
6629	Other activities auxiliary to insurance and pension funding	0	
6630	Fund management activities	0	
6810	Real estate activities with own or leased property	0	
6820	Real estate activities on a fee or contract basis	0	
6910	Legal activities	3	0.8%
6920	Accounting, bookkeeping and auditing activities; tax consult	5	1.4%
7010	Activities of head offices	2	0.6%
7020	Management consultancy activities	0	
7110	Architectural and engineering activities and related technic	2	0.6%
7210	Research and experimental development on natural sciences an	0	
7220	Research and experimental development on social sciences and	0	
7310	Advertising	0	
7320	Market research and public opinion polling	1	0.3%
7410	Specialized design activities	4	1.1%
7420	Photographic activities	3	0.8%
7490	Other professional, scientific and technical activities n.e.	0	
7500	Veterinary activities	1	0.3%
7710	Renting and leasing of motor vehicles	0	
7721	Renting and leasing of recreational and sports goods	0	
7722	Renting of video tapes and disks	0	
7729	Renting and leasing of other personal and household goods	0	
7730	Renting and leasing of other machinery, equipment and tangi	0	
7740	Leasing of intellectual property and similar products, excep	0	
7810	Activities of employment placement agencies	0	
7820	Temporary employment agency activities	0	
7830	Other human resources provision	0	
7911	Travel agency activities	1	0.3%
7912	Tour operator activities	1	0.3%
7990	Other reservation service and related activities	0	
8010	Private security activities	0	
8020	Security systems service activities	0	
8030	Investigation activities	0	
8110	Combined facilities support activities	0	
8121	General cleaning of buildings	0	
8129	Other building and industrial cleaning activities	0	
8130	Landscape care and maintenance service activities	0	
8211	Combined office administrative service activities	0	
8219	Photocopying, document preparation and other specialized off	1	0.3%
8220	Activities of call centres	0	
8230	Organization of conventions and trade shows	0	
8291	Activities of collection agencies and credit bureaus	0	

## File : Formal\_employer\_newisic

### # 0074A: ISIC

Value	Label	Cases	Percentage
8292	Packaging activities	0	
8299	Other business support service activities n.e.c.	0	
8411	General public administration activities	27	7.6%
8412	Regulation of the activities of providing health care, educa	3	0.8%
8413	8413 Regulation of and contribution to more efficient operat	0	
8421	Foreign affairs	0	
8422	Defence activities	6	1.7%
8423	Public order and safety activities	3	0.8%
8430	Compulsory social security activities	0	
8510	Pre-primary and primary education	8	2.3%
8521	General secondary education	5	1.4%
8522	Technical and vocational secondary education	2	0.6%
8530	Higher education	1	0.3%
8541	Sports and recreation education	0	
8542	Cultural education	0	
8549	Other education n.e.c.	1	0.3%
8550	Educational support activities	1	0.3%
8610	Hospital activities	36	10.2%
8620	Medical and dental practice activities	8	2.3%
8690	Other human health activities	1	0.3%
8710	Residential nursing care facilities	0	
8720	Residential care activities for mental retardation, mental	0	
8730	873 8730 Residential care activities for the elderly and dis	0	
8790	Other residential care activities	4	1.1%
8810	Social work activities without accommodation for the elderly	0	
8890	Other social work activities without accommodation	4	1.1%
9000	Creative, arts and entertainment activities	2	0.6%
9101	Library and archives activities	0	
9102	Museums activities and operation of historical sites and bui	1	0.3%
9103	Botanical and zoological gardens and nature reserves activit	0	
9200	Gambling and betting activities	0	
9311	Operation of sports facilities	0	
9312	Activities of sports clubs	0	
9319	Other sports activities	0	
9321	Activities of amusement parks and theme parks	0	
9329	Other amusement and recreation activities n.e.c.	0	
9411	Activities of business and employers membership organization	0	
9420	Activities of trade unions	1	0.3%
9491	Activities of religious organizations	8	2.3%
9492	Activities of political organizations	0	
9499	Activities of other membership organizations n.e.c.	2	0.6%
9511	Repair of computers and peripheral equipment	0	
9512	Repair of communication equipment	0	

## File : Formal\_employer\_newisic

### # O074A: ISIC

Value	Label	Cases	Percentage
9521	Repair of consumer electronics	1	0.3%
9522	Repair of household appliances and home and garden equipment	0	
9523	Repair of footwear and leather goods	0	
9524	Repair of furniture and home furnishings	0	
9529	Repair of other personal and household goods	0	
9601	Washing and (dry-) cleaning of textile and fur products	0	
9602	Hairdressing and other beauty treatment	2	0.6%
9603	Funeral and related activities	0	
9609	Other personal service activities n.e.c.	0	
9700	Activities of households as employers of domestic personnel	0	
9810	Undifferentiated goods-producing activities of private hous	0	
9820	Undifferentiated service-producing activities of private hou	0	
9900	Activities of extraterritorial organizations and bodies	7	2.0%
9999	Not specified	3	0.8%
Sysmiss		1243	

Warning: these figures indicate the number of cases found in the data file. They cannot be interpreted as summary statistics of the population of interest.

### # ISIC1O074A: ISIC\_LEVEL1O074A

**Information** [Type= discrete] [Format=numeric] [Range= 1-99] [Missing=\*]

**Statistics [NW/ W]** [Valid=353 /-] [Invalid=1243 /-]

Value	Label	Cases	Percentage
1	,Agriculture, forestry and fishing	14	4.0%
2	Mining and quarrying	2	0.6%
3	Manufacturing	17	4.8%
4	Electricity, gas, steam and air conditioning supply	3	0.8%
5	Water supply, sewage, waste management and remediation activ	5	1.4%
6	Construction	25	7.1%
7	Wholesale and retail trade; repair of motor vehicle and moto	64	18.1%
8	Transportation and storage	17	4.8%
9	Accommodation and food service activities	36	10.2%
10	Information and communication	2	0.6%
11	Financial and insurance activities	7	2.0%
12	Real estate activities	0	
13	Professional scientific and technical activities	21	5.9%
14	Administrative and support service activities	3	0.8%
15	Public administration defense and compulsory social security	39	11.0%
16	Education	18	5.1%
17	Human health and social work activities	53	15.0%
18	Arts, entertainments and recreation	3	0.8%
19	Other services activities	14	4.0%
20	Activities of households as employers; undifferentiated good	0	
21	Activities of extraterritorial organization and bodies	7	2.0%
99	Not specified	3	0.8%
Sysmiss		1243	

# File : Formal\_employer\_newisic

# ISIC10074A: ISIC\_LEVEL10074A

*Warning: these figures indicate the number of cases found in the data file. They cannot be interpreted as summary statistics of the population of interest.*

# 0075: What was your occupation?

**Information** [Type= discrete] [Format=character] [Missing=\*]

**Statistics [NW/ W]** [Valid=358 /-] [Invalid=0 /-]

Value	Label	Cases	Percentage
ADMINISTRATE		1	0.3%
ADVISOR,MAN. MANAGER		1	0.3%
AGENT DE DOUANE		1	0.3%
AGENT DE GUICHET		1	0.3%
ASSI MANAGER		1	0.3%
ASSISTANT MANAGER		1	0.3%
ATTACHE DE L'ADMINISTRA'		1	0.3%
AUXILIAIRE DE SANTE		1	0.3%
AVOCAT		1	0.3%
BARMAN		2	0.6%
BIBLIOTHECAI		1	0.3%
CAISSIER		1	0.3%
CAISSIER PRINCIPAL		1	0.3%
CAISSIERE		2	0.6%
CASHIER		1	0.3%
CHAUFFEUR		5	1.4%
CHEF COMPTABLE		4	1.1%
CHEF CUISINIER&FOI		1	0.3%
CHEF D'ATELIER		1	0.3%
CHEF DE CHANTIER		2	0.6%
CHEF DE CONSULTATIO		1	0.3%
CHEF DE CUISINE MURI HOTEL		1	0.3%
CHEF DE SERVICE,TAXA		1	0.3%
CHEF DE VIDEOTHEQUE		1	0.3%
CHEF DES OPERATIONS		1	0.3%
CHEF W'ABASEREVA		1	0.3%

## File : Formal\_employer\_newisic

### # 0075: What was your occupation?

Value	Label	Cases	Percentage
CHEF WA CUISINE		1	0.3%
CHEF WA TRANSPORT		1	0.3%
CHEFTAINE DE CUISINE		1	0.3%
CHIEF ACCOUNTANT		1	0.3%
CIVIL ENGINEERING		1	0.3%
CLINICIEN(ME		1	0.3%
COMPTABLE		3	0.8%
COMPTABLE WA AKARERE		1	0.3%
COMPTABLE WA CENTRE DE SANTE		1	0.3%
CONNECTEUR DES TRAVAUX		1	0.3%
CONSEIL WA SECTEUR\		1	0.3%
CONSULTANT(C		1	0.3%
CONSULTANT[C		1	0.3%
CONSULTATIO DES MALADES		1	0.3%
CONTROLLER		1	0.3%
COORDINATEU WA DISTRICT		1	0.3%
COORDINATOR WA COMPASSION		1	0.3%
COORDINATRICE WA GASHORA DISTR		1	0.3%
CORDINATEUR MURI CROIX ROUGE		1	0.3%
COUNCELOR		1	0.3%
CREDIT CONTROLLER		1	0.3%
CUISINIER		1	0.3%
DECLARANT		1	0.3%
DEVELOPPEME KU BAFASHWAGA		1	0.3%
DIRECTEUR		1	0.3%
DIRECTEUR DE L'HOPITAL		1	0.3%

## File : Formal\_employer\_newisic

### # 0075: What was your occupation?

Value	Label	Cases	Percentage
DIRECTEUR DE LA REGION SANITAI		1	0.3%
DIRECTEUR FINANCIERE		1	0.3%
DIRECTEUR GENERAL		1	0.3%
DIRECTEUR GENERAL ADJOINT		2	0.6%
DIRECTEUR TECHNIQUE		1	0.3%
DIRECTEUR WA PNLs		1	0.3%
DIRECTOR OF WORK		1	0.3%
DIRECTRICE		1	0.3%
ECONOME (PR COMMUNAUTE		1	0.3%
ELECTONICIEN		1	0.3%
ENQUETEUR		1	0.3%
ENSEIGNANTE		1	0.3%
ETAT CIVIL		1	0.3%
FINANCE MANAGER		1	0.3%
FINANCIAL MANAGER		1	0.3%
FOURNISSEUR DU LAIT		1	0.3%
GERANT W'URUGANDA		1	0.3%
GESTION DE DECHET		1	0.3%
GOUVERNANT		1	0.3%
GREFIER		1	0.3%
GUCUKURA AMABUYE YAGACIRO		1	0.3%
GUCUNGA ABAKOZI N'IMIKORERE		1	0.3%
GUCUNGA ATELIER		1	0.3%
GUCURUZA		3	0.8%
GUCURUZA AMATA		1	0.3%
GUCURUZA IMITI		2	0.6%
GUCURUZA IMYAKA		1	0.3%



## File : Formal\_employer\_newisic

### # 0075: What was your occupation?

Value	Label	Cases	Percentage
GUCURUZA IMYAKA NINZOGA		1	0.3%
GUCURUZA MURI BOUTIQUE		1	0.3%
GUHINGA IMYAKA		1	0.3%
GUHINGIZA ABAKOZI		1	0.3%
GUHUNGA NO KORORA		1	0.3%
GURUZA PIECE DE RECHANGE		1	0.3%
GUSANA KABURIMBO ZANGIRITSE		1	0.3%
GUTANGA IMITI		1	0.3%
GUTEKA NOKUGABURIR ABANTU		1	0.3%
GUTEKERA ABAKOZI BA ONG		1	0.3%
GUTEZA INTANGA		1	0.3%
HIV ADVISOR		1	0.3%
HUMAN RESOURCE		1	0.3%
IMIRIMO INYURANYE YA CAMPANY		1	0.3%
IMPORTATION OFFICER		1	0.3%
IMPORTS&LOG OFFICS		1	0.3%
INFIRMIER		1	0.3%
INFIRMIERE		4	1.1%
INFIRMIERE A2 DANS UN HOPITAL		1	0.3%
INSPECTEUR DE BANK		1	0.3%
INSPECTEUR DES FINANCE DE DIST		1	0.3%
INSPECTRICE		1	0.3%
INTENDANTE		1	0.3%
IT		1	0.3%
IT MANAGER		1	0.3%

## File : Formal\_employer\_newisic

### # 0075: What was your occupation?

Value	Label	Cases	Percentage
IVUGABUTUMV MWITORERO		1	0.3%
JARDINIER		1	0.3%
KUBAKA		1	0.3%
KUBAKA NO GUSHYIRAMO INTEBE		1	0.3%
KUDANDAZA IMYENDA		1	0.3%
KUDANDAZA ISUKARI		1	0.3%
KUDODA		1	0.3%
KUDODA IMYENDA Y'ABAGORE		1	0.3%
KUFASHA ABATAHUKA		1	0.3%
KUGABURIRA ABANA		1	0.3%
KUGORORA IMODOKA		1	0.3%
KUNGANIRA ABACURUZI		1	0.3%
KURAGIRA INKA		1	0.3%
KURANGUZ,GU NO GUCURUZA		1	0.3%
KURANGUZA NO KUDANDAZA		1	0.3%
KUVUGA UBUTUMWA		1	0.3%
KUVURA		2	0.6%
KUVURA ABARWAYI MURI PEDIATRIE		1	0.3%
KUVURA AMASO		1	0.3%
KUVURA MUBITARO		1	0.3%
KUYOBORA COMPANY		1	0.3%
KWAKIRA ABAKIRIYA		2	0.6%
KWAKIRA ABANTU		1	0.3%
KWIGA PROJET		1	0.3%
KWIGISHA UBUDOZI		1	0.3%

## File : Formal\_employer\_newisic

### # 0075: What was your occupation?

Value	Label	Cases	Percentage
KWITA KUBARWAYI BA SIDA		1	0.3%
LAND SURVEYOR		1	0.3%
MAGASIN		1	0.3%
MAGASINIER		1	0.3%
MAINTENANCE		1	0.3%
MANAGER		14	3.9%
MANAGER DIRECTOR		1	0.3%
MANAGER GENERAL MURI HOTEL		1	0.3%
MANAGER OF TRANSPORT		1	0.3%
MANAGER WA BANKI		1	0.3%
MANAGER WA BAR		1	0.3%
MANAGER WA BOUTIQUE		1	0.3%
MANAGER WA TRANSPORT (TAXI)		1	0.3%
MANAGING DIRECTOR		1	0.3%
MARKETING AND COMMUNICATI		1	0.3%
MARKETING MANAGER		1	0.3%
MECANICIEN		2	0.6%
MEDECIN		1	0.3%
MEDECIN GENERALISTE		1	0.3%
MEDECION GENERALISTE		1	0.3%
MILITAIRE		1	0.3%
MINI- ALIMENTATION		1	0.3%
MUGANGA DR		1	0.3%
NIWE WARANGUZAG		1	0.3%
NKURIYE GAHUNDA YO KURONDEREZA		1	0.3%
ORGANISATEUR UMUYOBOZI WA REST		1	0.3%

## File : Formal\_employer\_newisic

### # 0075: What was your occupation?

Value	Label	Cases	Percentage
PADIRI		1	0.3%
PADIRI MUKURU		1	0.3%
PASTEUR		3	0.8%
PASTEUR UMUVUGABUT		1	0.3%
PHARMACIEN		2	0.6%
PHARMACIEN RESPONSABLE		1	0.3%
PHOTOGRAPH		1	0.3%
PLANNING AND SUPERVISION		1	0.3%
POINTEUR(USH DEPOT)		1	0.3%
POMPISTE		1	0.3%
PREPARATION DES OFFRES		1	0.3%
PRESIDENTE		1	0.3%
PREZIDA WURUGAGA IMBARAGA		1	0.3%
PRICE WAFERHOUSE		1	0.3%
PROCUREMENT		1	0.3%
PROJECT MANAGER		1	0.3%
RESPONSABLE DE TRANSP. MARITIM		1	0.3%
RESPONSABLE DU SECRETARIAT		1	0.3%
RWANDATEL		1	0.3%
SALES AND ADMNISTRATIC		1	0.3%
SECRETAIRE		3	0.8%
SECRETAIRE COMPTABLE		1	0.3%
SECRETAIRE MURI KING DAVID ACA		1	0.3%
SENIOR PROGRAM ASSOCIATE		1	0.3%
SERVANTE		1	0.3%
SERVEUR		1	0.3%
SERVEUR MURI RESTAURANT UMUBAN		1	0.3%

## File : Formal\_employer\_newisic

### # 0075: What was your occupation?

Value	Label	Cases	Percentage
STORE KEEPER		1	0.3%
TAX OFFICER		1	0.3%
TECHINITIEN AGRICOLE		1	0.3%
TECHNICIAN MU FINISAGE Y'AMAZU		1	0.3%
TECHNICIEN		3	0.8%
TECHNICIEN MURI URBANISME		1	0.3%
TECHNINICAL OFFICER		1	0.3%
TECHNOLOGY LEADER		1	0.3%
TORNAGE		1	0.3%
UBUCURUZI		1	0.3%
UBUCURUZI BW'IMYINDO		1	0.3%
UBUCURUZI BWA ESSANCE		1	0.3%
UBUHINZI BW'URUTOKI		1	0.3%
UBUKANISHI BWA MOTO		1	0.3%
UBUMENYI RUSANGE		1	0.3%
UBUNYAMABA BW'UBUYOBOZ		1	0.3%
UBUREZI		1	0.3%
UBUVUZI MUBAKOZI OCIR THE		1	0.3%
UBUVUZI(UMU		1	0.3%
UMUCURUZI		1	0.3%
UMUCURUZI URANGUZA		1	0.3%
UMUCURUZI W'IBYUMA(QUI		1	0.3%
UMUCURUZI WA BOUTIQUE		1	0.3%
UMUDANDAZI BOUTIQUE		1	0.3%
UMUFOROMO		1	0.3%
UMUFOROMO KAZI		1	0.3%

## File : Formal\_employer\_newisic

### # 0075: What was your occupation?

Value	Label	Cases	Percentage
UMUFOROMO MURI CONSULTATIO		1	0.3%
UMUFOROMO MURI SERV. YA RADIOL		1	0.3%
UMUFOROMO MURI SERVICE CHIRIRG		1	0.3%
UMUFOROMO USHINZWE CONSULTATIO		1	0.3%
UMUFOROMOK		1	0.3%
UMUGANGA		1	0.3%
UMUGANGA(M ASSISTANT)		1	0.3%
UMUHINZI		1	0.3%
UMUHINZI W'IBISHYIMBO		1	0.3%
UMUHINZI W'URUTOKI		1	0.3%
UMUHINZI WIBIHINGWA NGANDURARU		1	0.3%
UMUHINZI WURUTOKI NOKORORA INK		1	0.3%
UMUKANISHI		1	0.3%
UMUKANISHI,U		1	0.3%
UMUKARANI W'IBARURA		1	0.3%
UMUKOZI UCURUZA		1	0.3%
UMUKOZI USOKOZA IMISATSI		1	0.3%
UMUKOZI WA RESTAURANT		1	0.3%
UMUKOZI WANDIKA KU BYAPA		1	0.3%
UMUNGONGO W'INDWA		1	0.3%
UMUPOLISI MUTO		1	0.3%
UMUSHINJACY		1	0.3%
UMUSHOFERI		4	1.1%
UMUSILIKALI		1	0.3%
UMUSIRIKARE		6	1.7%
UMUSIRIKARI		1	0.3%

## File : Formal\_employer\_newisic

### # 0075: What was your occupation?

Value	Label	Cases	Percentage
UMUTECHNICII		1	0.3%
UMUVUGABUT		1	0.3%
UMUYOBOZI		5	1.4%
UMUYOBOZI KUGENZURA UMURIMO		1	0.3%
UMUYOBOZI MUKURU		2	0.6%
UMUYOBOZI W'AKAGARI		1	0.3%
UMUYOBOZI W'IKIGO		2	0.6%
UMUYOBOZI W'URUSYO		1	0.3%
UMUYOBOZI WA BAR		1	0.3%
UMUYOBOZI WA GARAGE		1	0.3%
UMUYOBOZI WA KIMISAGARA P.SCHL		1	0.3%
UMUYOBOZI WA KOMINI		1	0.3%
UMUYOBOZI WA MANAGER		1	0.3%
UMUYOBOZI WA RESTAURANT		1	0.3%
UMWALIMU		2	0.6%
UMWALIMUKA		1	0.3%
UMWARIMU		4	1.1%
UMWARIMU W'IKORANABU		1	0.3%
UMWARIMU WA SCIENCE/ BIOLOGIE		1	0.3%
UMWARIMU WA STE		1	0.3%
UMWUBATSI WA STATION		1	0.3%
USHINZWE INGUZANYO		1	0.3%
UWOZA IBINYABIZIGA		1	0.3%
VIC-MAYOR		1	0.3%
WORKER SERVICE MANAGER		1	0.3%
YACURUZAGA IMITI		1	0.3%

## File : Formal\_employer\_newisic

### # 0075: What was your occupation?

Value	Label	Cases	Percentage
YADANDAZAG. IMYENDA		1	0.3%
YADANDAZAG. YMYCELI		1	0.3%
YAKORAGA IMODOKA NA MOTO		1	0.3%
YAKORAGA MURI RECOUVREMEN		1	0.3%
YAMUFASHAG. MU BUCURUZI		1	0.3%
YARACURUZAC IMYAKA		1	0.3%
YARADODAGA		1	0.3%
YARAFOTORAC		1	0.3%
YARAVURAGA		1	0.3%
YARI AHAGARARIYE ABUBATSI		1	0.3%
YARI ASHINZWE UMUTUNGO		1	0.3%
YARI GREFFIER		1	0.3%
YARI SECRETAIRE COMPTABLE		1	0.3%
YARI UMUDOZI W'IMYENDA		1	0.3%
YARI UMUFOROMOK		1	0.3%
YARI UMUHINZI MWOROZI		1	0.3%
YARI WATER SPECIALIST		1	0.3%
YARI YUNGIRIJE MANAGER W'URUGA		1	0.3%
YAROGOSHAG, MURI SALON		1	0.3%
YARUBAKAGA		1	0.3%
YARUBAKISHA		1	0.3%
YASHAKAGA ABA CLIENT		1	0.3%
account manager of MD		1	0.3%
charge de la comptabilite		1	0.3%



## File : Formal\_employer\_newisic

### # O075: What was your occupation?

Value	Label	Cases	Percentage
comptable		2	0.6%
consultant		1	0.3%
director of commercial		1	0.3%
ingenieur civil		1	0.3%
intendante		1	0.3%
manager		1	0.3%
medecin generaliste		1	0.3%
pharmacie		1	0.3%
pointeur		1	0.3%
production manager		1	0.3%
ubucuruzi bw'ubuncoco bwiganje		1	0.3%
ubwubatsi		1	0.3%
umuyobozi		1	0.3%

Warning: these figures indicate the number of cases found in the data file. They cannot be interpreted as summary statistics of the population of interest.

### # O075A: ISCO

<b>Information</b>	[Type= discrete] [Format=numeric] [Range= 110-9999] [Missing=*]
<b>Statistics [NW/ W]</b>	[Valid=353 /-] [Invalid=1243 /-]

Value	Label	Cases	Percentage
110	Commissioned armed forces officers	0	
210	Non-commissioned armed forces officers	1	0.3%
242	Administration professionals	0	
310	Armed forces occupations, other ranks	8	2.3%
334	Administrative and specialised secretaries	0	
723	Machinery mechanics and repairers	0	
835	Ships' deck crews and related workers	0	
912	Vehicle, window, laundry and other hand cleaning workers	0	
1111	Legislators	2	0.6%
1112	Senior government officials	1	0.3%
1113	Traditional chiefs and heads of village	0	
1114	Senior officials of special-interest organizations	2	0.6%
1120	Managing directors and chief executives	2	0.6%
1211	Finance managers	8	2.3%
1212	Human resource managers	2	0.6%
1213	Policy and planning managers	1	0.3%
1219	Business services and administration managers not elsewhere	6	1.7%
1221	Sales and marketing managers	1	0.3%
1222	Advertising and public relations managers	0	
1223	Research and development managers	1	0.3%
1311	Agricultural and forestry production managers	0	

## File : Formal\_employer\_newisic

### # 0075A: ISCO

Value	Label	Cases	Percentage
1312	Aquaculture and fisheries production managers	0	
1321	Manufacturing managers	5	1.4%
1322	Mining managers	0	
1323	Construction managers	4	1.1%
1324	Supply, distribution and related managers	0	
1330	Information and communications technology service managers	2	0.6%
1341	Child care services managers	0	
1342	Health services managers	7	2.0%
1343	Aged care services managers	0	
1344	Social welfare managers	1	0.3%
1345	Education managers	2	0.6%
1346	Financial and insurance services branch managers	0	
1349	Professional services managers not elsewhere classified	4	1.1%
1411	Hotel managers	6	1.7%
1412	Restaurant managers	13	3.7%
1420	Retail and wholesale trade managers	4	1.1%
1431	Sports, recreation and cultural centre managers	0	
1439	Services managers not elsewhere classified	6	1.7%
2111	Physicists and astronomers	0	
2112	Meteorologists	0	
2113	Chemists	0	
2114	Geologists and geophysicists	0	
2120	Mathematicians, actuaries and statisticians	0	
2131	Biologists, botanists, zoologists and related professionals	0	
2132	Farming, forestry and fisheries advisers	0	
2133	Environmental protection professionals	0	
2141	Industrial and production engineers	0	
2142	Civil engineers	3	0.8%
2143	Environmental engineers	0	
2144	Mechanical engineers	0	
2145	Chemical engineers	0	
2146	Mining engineers, metallurgists and related professionals	0	
2149	Engineering professionals not elsewhere classified	0	
2151	Electrical engineers	0	
2152	Electronics engineers	1	0.3%
2153	Telecommunications engineers	0	
2161	Building architects	0	
2162	Landscape architects	1	0.3%
2163	Product and garment designers	1	0.3%
2164	Town and traffic planners	1	0.3%
2165	Cartographers and surveyors	0	
2166	Graphic and multimedia designers	0	
2211	Generalist medical practitioners	8	2.3%

## File : Formal\_employer\_newisic

### # O075A: ISCO

Value	Label	Cases	Percentage
2212	Specialist medical practitioners	3	0.8%
2221	Nursing professionals	0	
2222	Midwifery professionals	0	
2230	Traditional and complementary medicine professionals	0	
2240	Paramedical practitioners	1	0.3%
2250	Veterinarians	0	
2261	Dentists	0	
2262	Pharmacists	8	2.3%
2263	Environmental and occupational health and hygiene profession	2	0.6%
2264	Physiotherapists	0	
2265	Dieticians and nutritionists	0	
2266	Audiologists and speech therapists	0	
2267	Optometrists and ophthalmic opticians	0	
2269	Health professionals not elsewhere classified	0	
2310	University and higher education teachers	1	0.3%
2320	Vocational education teachers	1	0.3%
2330	Secondary education teachers	4	1.1%
2341	Primary school teachers	7	2.0%
2342	Early childhood educators	0	
2351	Education methods specialists	1	0.3%
2352	Special needs teachers	0	
2353	Other language teachers	0	
2354	Other music teachers	0	
2355	Other arts teachers	0	
2356	Information technology trainers	0	
2359	Teaching professionals not elsewhere classified	0	
2411	Accountants	25	7.1%
2412	Financial and investment advisers	0	
2413	Financial analysts	0	
2421	Management and organization analysts	1	0.3%
2422	Policy administration professionals	1	0.3%
2423	Personnel and careers professionals	0	
2424	Training and staff development professionals	0	
2431	Advertising and marketing professionals	2	0.6%
2432	Public relations professionals	0	
2433	Technical and medical sales professionals (excluding ICT)	0	
2434	Information and communications technology sales professional	0	
2511	Systems analysts	0	
2512	Software developers	0	
2513	Web and multimedia developers	0	
2514	Applications programmers	0	
2519	Software and applications developers and analysts not elsewh	0	
2521	Database designers and administrators	0	

## File : Formal\_employer\_newisic

### # 0075A: ISCO

Value	Label	Cases	Percentage
2522	Systems administrators	0	
2523	Computer network professionals	0	
2529	Database and network professionals not elsewhere classified	0	
2611	Lawyers	1	0.3%
2612	Judges	2	0.6%
2619	Legal professionals not elsewhere classified	2	0.6%
2621	Archivists and curators	0	
2622	Librarians and related information professionals	1	0.3%
2631	Economists	0	
2632	Sociologists, anthropologists and related professionals	0	
2633	Philosophers, historians and political scientists	0	
2634	Psychologists	0	
2635	Social work and counselling professionals	1	0.3%
2636	Religious professionals	2	0.6%
2641	Authors and related writers	0	
2642	Journalists	0	
2643	Translators, interpreters and other linguists	0	
2651	Visual artists	0	
2652	Musicians, singers and composers	0	
2653	Dancers and choreographers	0	
2654	Film, stage and related directors and producers	0	
2655	Actors	0	
2656	Announcers on radio, television and other media	0	
2659	Creative and performing artists not elsewhere classified	0	
3111	Chemical and physical science technicians	0	
3112	Civil engineering technicians	1	0.3%
3113	Electrical engineering technicians	0	
3114	Electronics engineering technicians	0	
3115	Mechanical engineering technicians	1	0.3%
3116	Chemical engineering technicians	0	
3117	Mining and metallurgical technicians	0	
3118	Draughtspersons	0	
3119	Physical and engineering science technicians not elsewhere c	0	
3121	Mining supervisors	0	
3122	Manufacturing supervisors	0	
3123	Construction supervisors	3	0.8%
3131	Power production plant operators	1	0.3%
3132	Incinerator and water treatment plant operators	1	0.3%
3133	Chemical processing plant controllers	0	
3134	Petroleum and natural gas refining plant operators	0	
3135	Metal production process controllers	0	
3139	Process control technicians not elsewhere classified	0	
3141	Life science technicians (excluding medical)	0	

## File : Formal\_employer\_newisic

### # 0075A: ISCO

Value	Label	Cases	Percentage
3142	Agricultural technicians	1	0.3%
3143	Forestry technicians	0	
3151	Ships' engineers	0	
3152	Ships' deck officers and pilots	0	
3153	Aircraft pilots and related associate professionals	0	
3154	Air traffic controllers	0	
3155	Air traffic safety electronics technicians	0	
3211	Medical imaging and therapeutic equipment technicians	0	
3212	Medical and pathology laboratory technicians	0	
3213	Pharmaceutical technicians and assistants	0	
3214	Medical and dental prosthetic technicians	0	
3221	Nursing associate professionals	12	3.4%
3222	Midwifery associate professionals	0	
3230	Traditional and complementary medicine associate professiona	0	
3240	Veterinary technicians and assistants	1	0.3%
3251	Dental assistants and therapists	0	
3252	Medical records and health information technicians	0	
3253	Community health workers	0	
3254	Dispensing opticians	1	0.3%
3255	Physiotherapy technicians and assistants	0	
3256	Medical assistants	7	2.0%
3257	Environmental and occupational health inspectors and associa	0	
3258	Ambulance workers	0	
3259	Health associate professionals not elsewhere classified	0	
3311	Securities and finance dealers and brokers	0	
3312	Credit and loans officers	1	0.3%
3313	Accounting associate professionals	2	0.6%
3314	Statistical, mathematical and related associate professional	0	
3315	Valuers and loss assessors	0	
3321	Insurance representatives	0	
3322	Commercial sales representatives	0	
3323	Buyers	1	0.3%
3324	Trade brokers	0	
3331	Clearing and forwarding agents	1	0.3%
3332	Conference and event planners	0	
3333	Employment agents and contractors	0	
3334	Real estate agents and property managers	0	
3339	Business services agents not elsewhere classified	0	
3341	Office supervisors	1	0.3%
3342	Legal secretaries	0	
3343	Administrative and executive secretaries	1	0.3%
3344	Medical secretaries	0	
3351	Customs and border inspectors	1	0.3%

## File : Formal\_employer\_newisic

### # 0075A: ISCO

Value	Label	Cases	Percentage
3352	Government tax and excise officials	4	1.1%
3353	Government social benefits officials	0	
3354	Government licensing officials	0	
3355	Police inspectors and detectives	0	
3359	Regulatory government associate professionals not elsewhere	0	
3411	Police inspectors and detectives	0	
3412	Social work associate professionals	2	0.6%
3413	Religious associate professionals	2	0.6%
3421	Athletes and sports players	0	
3422	Sports coaches, instructors and officials	0	
3423	Fitness and recreation instructors and program leaders	0	
3431	Photographers	2	0.6%
3432	Interior designers and decorators	0	
3433	Gallery, museum and library technicians	0	
3434	Chefs	0	
3435	Other artistic and cultural associate professionals	0	
3511	Information and communications technology operations technic	1	0.3%
3512	Information and communications technology user support techn	0	
3513	Computer network and systems technicians	0	
3514	Web technicians	0	
3521	Broadcasting and audio-visual technicians	0	
3522	Telecommunications engineering technicians	0	
4110	General office clerks	0	
4120	Secretaries (general)	6	1.7%
4131	Typists and word processing operators	0	
4132	Data entry clerks	0	
4211	Bank tellers and related clerks	1	0.3%
4212	Bookmakers, croupiers and related gaming workers	0	
4213	Pawnbrokers and money-lenders	0	
4214	Debt-collectors and related workers	0	
4221	Travel consultants and clerks	0	
4222	Contact centre information clerks	0	
4223	Telephone switchboard operators	0	
4224	Hotel receptionists	0	
4225	Enquiry clerks	0	
4226	Receptionists (general)	3	0.8%
4227	Survey and market research interviewers	2	0.6%
4229	Client information workers not elsewhere classified	0	
4311	Accounting and bookkeeping clerks	0	
4312	Statistical, finance and insurance clerks	0	
4313	Payroll clerks	0	
4321	Stock clerks	4	1.1%
4322	Production clerks	0	

## File : Formal\_employer\_newisic

### # 0075A: ISCO

Value	Label	Cases	Percentage
4323	Transport clerks	0	
4411	Library clerks	0	
4412	Mail carriers and sorting clerks	0	
4413	Coding, proof-reading and related clerks	0	
4414	Scribes and related workers	0	
4415	Filing and copying clerks	0	
4416	Personnel clerks	0	
4419	Clerical support workers not elsewhere classified	1	0.3%
5111	Travel attendants and travel stewards	0	
5112	Transport conductors	0	
5113	Travel guides	0	
5120	Cooks	4	1.1%
5131	Waiters	2	0.6%
5132	Bartenders	6	1.7%
5141	Hairdressers	2	0.6%
5142	Beauticians and related workers	0	
5151	Cleaning and housekeeping supervisors in offices, hotels and	0	
5152	Domestic housekeepers	0	
5153	Building caretakers	0	
5161	Astrologers, fortune-tellers and related workers	1	0.3%
5162	Companions and valets	0	
5163	Undertakers and embalmers	0	
5164	Pet groomers and animal care workers	0	
5165	Driving instructors	0	
5169	Personal services workers not elsewhere classified	0	
5211	Stall and market salespersons	2	0.6%
5212	Street food salespersons	0	
5221	Shop keepers	19	5.4%
5222	Shop supervisors	5	1.4%
5223	Shop sales assistants	7	2.0%
5230	Cashiers and ticket clerks	6	1.7%
5241	Fashion and other models	0	
5242	Sales demonstrators	0	
5243	Door to door salespersons	0	
5244	Contact centre salespersons	0	
5245	Service station attendants	1	0.3%
5246	Food service counter attendants	2	0.6%
5249	Sales workers not elsewhere classified	1	0.3%
5311	Child care workers	1	0.3%
5312	Teachers' aides	0	
5321	Health care assistants	1	0.3%
5322	Home-based personal care workers	0	
5329	Personal care workers in health services not elsewhere class	0	

## File : Formal\_employer\_newisic

### # 0075A: ISCO

Value	Label	Cases	Percentage
5411	Fire-fighters	0	
5412	Police officers	1	0.3%
5413	Prison guards	0	
5414	Security guards	0	
5419	Protective services workers not elsewhere classified	0	
6111	Field crop and vegetable growers	2	0.6%
6112	Tree and shrub crop growers	0	
6113	Gardeners, horticultural and nursery growers	0	
6114	Mixed crop growers	2	0.6%
6121	Livestock and dairy producers	0	
6122	Poultry producers	0	
6123	Apiarists and sericulturists	0	
6129	Animal producers not elsewhere classified	0	
6130	Mixed crop and animal producers	1	0.3%
6210	Forestry and related workers	0	
6221	Aquaculture workers	0	
6222	Inland and coastal waters fishery workers	0	
6223	Deep-sea fishery workers	0	
6224	Hunters and trappers	0	
6310	Subsistence crop farmers	5	1.4%
6320	Subsistence livestock farmers	0	
6330	Subsistence mixed crop and livestock farmers	0	
6340	Subsistence fishers, hunters, trappers and gatherers	0	
7111	House builders	9	2.5%
7112	Bricklayers and related workers	0	
7113	Stonemasons, stone cutters, splitters and carvers	0	
7114	Concrete placers, concrete finishers and related workers	0	
7115	Carpenters and joiners	1	0.3%
7119	Building frame and related trades workers not elsewhere clas	0	
7121	Roofers	0	
7122	Floor layers and tile setters	0	
7123	Plasterers	0	
7124	Insulation workers	0	
7125	Glaziers	0	
7126	Plumbers and pipe fitters	1	0.3%
7127	Air conditioning and refrigeration mechanics	0	
7131	Painters and related workers	1	0.3%
7132	Spray painters and varnishers	0	
7133	Building structure cleaners	0	
7211	Metal moulders and coremakers	0	
7212	Welders and flamecutters	1	0.3%
7213	Sheet-metal workers	0	
7214	Structural-metal preparers and erectors	0	



## File : Formal\_employer\_newisic

### # 0075A: ISCO

Value	Label	Cases	Percentage
7215	Riggers and cable splicers	0	
7221	Blacksmiths, hammersmiths and forging press workers	0	
7222	Toolmakers and related workers	0	
7223	Metal working machine tool setters and operators	0	
7224	Metal polishers, wheel grinders and tool sharpeners	0	
7231	Motor vehicle mechanics and repairers	6	1.7%
7232	Aircraft engine mechanics and repairers	0	
7233	Agricultural and industrial machinery mechanics and repairer	0	
7234	Bicycle and related repairers	0	
7311	Precision-instrument makers and repairers	0	
7312	Musical instrument makers and tuners	0	
7313	Jewellery and precious-metal workers	0	
7314	Potters and related workers	0	
7315	Glass makers, cutters, grinders and finishers	0	
7316	Sign writers, decorative painters, engravers and etchers	0	
7317	Handicraft workers in wood, basketry and related materials	0	
7318	Handicraft workers in textile, leather and related materials	0	
7319	Handicraft workers not elsewhere classified	0	
7321	Pre-press technicians	0	
7322	Printers	0	
7323	Print finishing and binding workers	0	
7411	Building and related electricians	0	
7412	Electrical mechanics and fitters	0	
7413	Electrical line installers and repairers	1	0.3%
7421	Electronics mechanics and servicers	0	
7422	Information and communications technology installers and ser	1	0.3%
7511	Butchers, fishmongers and related food preparers	0	
7512	Bakers, pastry-cooks and confectionery makers	0	
7513	Dairy-products makers	0	
7514	Fruit, vegetable and related preservers	0	
7515	Food and beverage tasters and graders	0	
7516	Tobacco preparers and tobacco products makers	0	
7521	Wood treaters	0	
7522	Cabinet-makers and related workers	0	
7523	Woodworking-machine tool setters and operators	0	
7531	Tailors, dressmakers, furriers and hatters	5	1.4%
7532	Garment and related pattern-makers and cutters	0	
7533	Sewing, embroidery and related workers	0	
7534	Upholsterers and related workers	0	
7535	Pelt dressers, tanners and fellmongers	0	
7536	Shoemakers and related workers	0	
7541	Underwater divers	0	
7542	Shotfirers and blasters	0	

## File : Formal\_employer\_newisic

### # 0075A: ISCO

Value	Label	Cases	Percentage
7543	Product graders and testers (excluding foods and beverages)	0	
7544	Fumigators and other pest and weed controllers	0	
7549	Craft and related workers not elsewhere classified	0	
8111	Miners and quarriers	1	0.3%
8112	Mineral and stone processing plant operators	0	
8113	Well drillers and borers and related workers	0	
8114	Cement, stone and other mineral products machine operators	0	
8121	Metal processing plant operators	0	
8122	Metal finishing, plating and coating machine operators	0	
8131	Chemical products plant and machine operators	0	
8132	Photographic products machine operators	0	
8141	Rubber products machine operators	0	
8142	Plastic products machine operators	0	
8143	Paper products machine operators	0	
8151	Fibre preparing, spinning and winding machine operators	0	
8152	Weaving and knitting machine operators	0	
8153	Sewing machine operators	0	
8154	Bleaching, dyeing and fabric cleaning machine operators	0	
8155	Fur and leather preparing machine operators	0	
8156	Shoemaking and related machine operators	0	
8157	Laundry machine operators	0	
8159	Textile, fur and leather products machine operators not else	0	
8160	Food and related products machine operators	1	0.3%
8171	Pulp and papermaking plant operators	0	
8172	Wood processing plant operators	0	
8181	Glass and ceramics plant operators	0	
8182	Steam engine and boiler operators	0	
8183	Packing, bottling and labelling machine operators	0	
8189	Stationary plant and machine operators not elsewhere classif	0	
8211	Mechanical machinery assemblers	0	
8212	Electrical and electronic equipment assemblers	0	
8219	Assemblers not elsewhere classified	0	
8311	Locomotive engine drivers	0	
8312	Railway brake, signal and switch operators	0	
8321	Motorcycle drivers	0	
8322	Car, taxi and van drivers	8	2.3%
8331	Bus and tram drivers	0	
8332	Heavy truck and lorry drivers	1	0.3%
8341	Mobile farm and forestry plant operators	0	
8342	Earthmoving and related plant operators	0	
8343	Crane, hoist and related plant operators	0	
8344	Lifting truck operators	0	
8350	Ships' deck crews and related workers	1	0.3%

## File : Formal\_employer\_newisic

### # 0075A: ISCO

Value	Label	Cases	Percentage
9111	Domestic cleaners and helpers	0	
9112	Cleaners and helpers in offices, hotels and other establishm	1	0.3%
9121	Hand launderers and pressers	0	
9122	Vehicle cleaners	1	0.3%
9123	Window cleaners	0	
9129	Other cleaning workers	0	
9211	Crop farm labourers	0	
9212	Livestock farm labourers	1	0.3%
9213	Mixed crop and livestock farm labourers	0	
9214	Garden and horticultural labourers	0	
9215	Forestry labourers	0	
9216	Fishery and aquaculture labourers	0	
9311	Mining and quarrying labourers	0	
9312	Civil engineering labourers	0	
9313	Building construction labourers	0	
9321	Hand packers	0	
9329	Manufacturing labourers not elsewhere classified	0	
9331	Hand and pedal vehicle drivers	0	
9332	Drivers of animal-drawn vehicles and machinery	0	
9333	Freight handlers	0	
9334	Shelf fillers	0	
9411	Fast food preparers	0	
9412	Kitchen helpers	0	
9510	Street and related service workers	0	
9520	Street vendors (excluding food)	0	
9611	Garbage and recycling collectors	0	
9612	Refuse sorters	1	0.3%
9613	Sweepers and related labourers	0	
9621	Messengers, package deliverers and luggage porters	0	
9622	Odd job persons	0	
9623	Meter readers and vending-machine collectors	0	
9624	Water and firewood collectors	0	
9629	Elementary workers not elsewhere classified	0	
9999	Not specified	5	1.4%
Sysmiss		1243	

Warning: these figures indicate the number of cases found in the data file. They cannot be interpreted as summary statistics of the population of interest.

### # ISCO10075A: ISCO0075A FIRST- LEVEL

<b>Information</b>	[Type= discrete] [Format=numeric] [Range= 1-99] [Missing=*]		
<b>Statistics [NW/ W]</b>	[Valid=353 /-] [Invalid=1243 /-]		
Value	Label	Cases	Percentage
1	Managers	80	22.7%
2	Professionals	81	22.9%
3	Technical and associate professionals	48	13.6%

## File : Formal\_employer\_newisic

### # ISCO10075A: ISCO0075A FIRST- LEVEL

Value	Label	Cases	Percentage
4	Clerical support workers	17	4.8%
5	Services and sales workers	61	17.3%
6	Skilled agricultural, forestry and fishery workers	10	2.8%
7	Craft and related trade workers	26	7.4%
8	Plant and machine operators and assemblers	12	3.4%
9	Elementary occupations	4	1.1%
10	Armed forces occupations	9	2.5%
99	Not specified	5	1.4%
Sysmiss		1243	

Warning: these figures indicate the number of cases found in the data file. They cannot be interpreted as summary statistics of the population of interest.

### # O076: How long did you work in the previous job?

<b>Information</b>	[Type= continuous] [Format=numeric] [Range= 0-37] [Missing=*/99]
<b>Statistics [NW/ W]</b>	[Valid=343 /-] [Invalid=1253 /-] [Mean=6.81 /-] [StdDev=5.959 /-]

Value	Label	Cases	Percentage
99	Not specified	10	

Warning: these figures indicate the number of cases found in the data file. They cannot be interpreted as summary statistics of the population of interest.

### # O077: Education you have completed?

<b>Information</b>	[Type= discrete] [Format=numeric] [Range= 1-99] [Missing=*]
<b>Statistics [NW/ W]</b>	[Valid=533 /-] [Invalid=1063 /-]

Value	Label	Cases	Percentage
1	PhD/Doctorate	8	1.5%
2	Masters Degree	16	3.0%
3	Post Graduate Diploma	10	1.9%
4	Bachelors	102	19.1%
5	Diploma level (A1)	47	8.8%
6	Certificate level (TVET)	37	6.9%
7	Secondary-A Level	125	23.5%
8	Secondary-O Level	62	11.6%
9	Primary	103	19.3%
10	Other	19	3.6%
11	None	3	0.6%
99	Not specified	1	0.2%
Sysmiss		1063	

Warning: these figures indicate the number of cases found in the data file. They cannot be interpreted as summary statistics of the population of interest.

### # O077S: Other-Specify

<b>Information</b>	[Type= discrete] [Format=character] [Missing=*]
<b>Statistics [NW/ W]</b>	[Valid=58 /-] [Invalid=0 /-]

Value	Label	Cases	Percentage
ACCOUNTING		1	1.7%
AGRONOMIE		1	1.7%
ARCHITECTURI		1	1.7%

## File : Formal\_employer\_newisic

### # 0077S: Other-Specify

Value	Label	Cases	Percentage
BIOCHIMIE		1	1.7%
BUSINESS ADIMINISTRAT		1	1.7%
CIVIL ENGINEERING		2	3.4%
CIVIL ENGINEERING CONSTRUCTION		1	1.7%
CIVIL ENGINEERING		1	1.7%
COMMERCE ET COMPTABILITE		4	6.9%
COMPTABILITE		2	3.4%
CONSTRUCTION		1	1.7%
DEVELOPPEME RURAL		1	1.7%
DROIT		1	1.7%
ECONOMIE		1	1.7%
ECONOMY		1	1.7%
ELECTROMECA		1	1.7%
FINANCE		1	1.7%
GENERAL NURSING		1	1.7%
GEOSPATIAL ENGINEERING		1	1.7%
GESTION		1	1.7%
GESTION PHARMACIE		1	1.7%
HOTELERIE		1	1.7%
HOTELERIEL ET MANAGER		1	1.7%
HUMANITY		1	1.7%
IMPRIMERIE A2		1	1.7%
INDIMI LETTRE		1	1.7%
INFIRMIERE		2	3.4%
IT DEVELOPMENT DES APPLICATION		1	1.7%
LOGISTICS MANAGEMENT		1	1.7%
MANAGEMENT		1	1.7%
MANAGEMENT AND MARKETING		1	1.7%
MATH PHYSIQUE		2	3.4%

## File : Formal\_employer\_newisic

### # 0077S: Other-Specify

Value	Label	Cases	Percentage
MATHEMETICS		1	1.7%
MEDECINE		1	1.7%
NORMAL PRIMAIRE		1	1.7%
NORMAL TECHNIQUE		1	1.7%
NORMALE PRIMAIRE		1	1.7%
PHARMACIE		1	1.7%
POST GRADUATE		1	1.7%
PRODUCTION VEGETALE		1	1.7%
READER SHIP		1	1.7%
SECRETARIAT		1	1.7%
SOCIAL STUDIES		1	1.7%
SOCIOLOGIE		3	5.2%
THEOLOGIE		1	1.7%
TOPOGRAPHY		1	1.7%
UBUREZI MU MASHURI ABANZA		1	1.7%
comptabilite		1	1.7%
construction		1	1.7%

Warning: these figures indicate the number of cases found in the data file. They cannot be interpreted as summary statistics of the population of interest.

### # 0078: field of Specialization

Value	Label	Cases	Percentage
7236		1	0.3%
A0 COMPTABILITE		1	0.3%
ACCOUNTING		3	1.0%
ADMINISTRATI		2	0.7%
ADMINISTRATI PUBLIC		1	0.3%
ADMNISTRATIC PUBLIQUE		1	0.3%
AGRI- BUSINESS		1	0.3%
AGRICULTURE		1	0.3%
AGRONOMIE		2	0.7%
AMATEGEKO BUSINESS		1	0.3%
ANESTHESIE		1	0.3%
ARCHITECTEUR		1	0.3%

## File : Formal\_employer\_newisic

### # 0078: field of Specialization

Value	Label	Cases	Percentage
ART PLASTIQUE		1	0.3%
ARTS		1	0.3%
BACHELOR'S DEGREE IN PHARMACIE		1	0.3%
BANKING		1	0.3%
BEAUX ART		1	0.3%
BIO CHIMIE		1	0.3%
BIO-CHIMIE		1	0.3%
BIOCHIMIE		1	0.3%
BUSINESS		3	1.0%
BUSINESS ADMINISTRATI		2	0.7%
BUSINESS ADMINISTRATI MANAG		1	0.3%
BUSINESS COMMUNICATI		1	0.3%
CATHECHESE		1	0.3%
CHARPENTIER		1	0.3%
CHIMIE		1	0.3%
CIVIL ENGENEERING		1	0.3%
CIVIL ENGINEERING		1	0.3%
CIVILIAN BUILDING		1	0.3%
CLINICAL PSYCHOLOGY		1	0.3%
COMMERCE		2	0.7%
COMMERCE & COMPTABILITE		1	0.3%
COMMERCE ADMINISTRATI		1	0.3%
COMMERCE ET COMPTABILITE		4	1.3%
COMMERCE&C		1	0.3%
COMMERCIAL		1	0.3%
COMMERCIALE ET ADMINISTRATI		1	0.3%
COMPTABILITE		11	3.7%
COMPUTER ENGINEERING		2	0.7%
COMPUTER SCIENCE		1	0.3%
COMPUTER SCIENCES		1	0.3%

## File : Formal\_employer\_newisic

### # 0078: field of Specialization

Value	Label	Cases	Percentage
CONSTRUCTION		5	1.7%
CONSTRUCTION ENGINEERING		1	0.3%
CONSTRUCTION GENERAL		1	0.3%
CULTURE ISLAMIQUE		1	0.3%
DESIGNING		1	0.3%
DEVELOPPEMENT ECO-ET SOCIALE		1	0.3%
DOCTEUR EN MEDECINE		1	0.3%
DROIT		2	0.7%
DROIT ET ADMINISTRATI		1	0.3%
DROIT&ADMIN		1	0.3%
ECONOMICS		3	1.0%
ECONOMIE		2	0.7%
ECONOMIE APPLIQUEE		1	0.3%
EDUCATION		2	0.7%
EDUCATION(NC PRIMAIRE)		1	0.3%
ELECTRICAL ENGINEERING		2	0.7%
ELECTRICAL ET MECANIQUE GENERA		1	0.3%
ELECTRICITE		3	1.0%
ELECTRICITY		1	0.3%
ELECTRO- MECANIQUE		1	0.3%
ELECTRONICS		1	0.3%
ENGINEERING AIR CONDITION		1	0.3%
ENGI-ROURD		1	0.3%
EPIDEMIOLOGI		1	0.3%
FINANCE		2	0.7%
FINANCIAL MGT & COST ACCOUNTIN		1	0.3%
GENERAL MEDECIN		1	0.3%
GENERAL NURSING		2	0.7%
GENIE CIVIL		1	0.3%
GENIE CIVILE		1	0.3%



## File : Formal\_employer\_newisic

### # 0078: field of Specialization

Value	Label	Cases	Percentage
GESTION		10	3.4%
GESTION EN GENERAL		1	0.3%
GESTION FINANCIERE		1	0.3%
H.E.G		1	0.3%
HOTEL MANAGEMENT		4	1.3%
HOTELE'S MANAGEMENT		1	0.3%
HOTELERIE		1	0.3%
HOTELERIE ET TOURISME		1	0.3%
HOTELERIE MANAGEMENT		1	0.3%
HUMAN RSRCES&INDUS RELAT%		1	0.3%
IKORANABUHA RICIRITSE[TE		1	0.3%
INDIMI		1	0.3%
INDUSTRIAL RELATION PERSONNEL		1	0.3%
INFIRMIER		4	1.3%
INFIRMIERE		2	0.7%
INFORMATIQUI		1	0.3%
INFORMATIQUI ET ELECTRONIQUI		1	0.3%
INGENIEUR EN ELECTRO.INFOI		1	0.3%
INGENIORAT		1	0.3%
INTERNAL MEDICINE		1	0.3%
INTERNATIONA BUSINESS		1	0.3%
INYUNGU		1	0.3%
KUDODA GUTEKA N'ISUKU		1	0.3%
KUVURA AMASO		1	0.3%
LAW		1	0.3%
LITERATURE		1	0.3%
MACONERIE ET MENUISERIE		1	0.3%
MANAGEMENT		6	2.0%

## File : Formal\_employer\_newisic

### # 0078: field of Specialization

Value	Label	Cases	Percentage
MANAGEMENT PROJECT		2	0.7%
MANAGEMENT		1	0.3%
MARKETING		1	0.3%
MATH PHYSIQUE		3	1.0%
MATH-PHYSIQUE		2	0.7%
MATHEMATICS		1	0.3%
MATHEMATIQUE		1	0.3%
MECANIQUE		1	0.3%
MECANIQUE ,A		1	0.3%
MECANIQUE GENERALE		3	1.0%
MECHANIQUE AUTOMOBILE		1	0.3%
MEDECIN		1	0.3%
MEDECINE		1	0.3%
MEDECINE GENERALE		6	2.0%
MEDECINE HUMAINE		1	0.3%
MEDECINE]		1	0.3%
MEDICAL ASSISTANT		1	0.3%
MEDICINE HUMAN		1	0.3%
NORMAL PRIMAIRE		4	1.3%
NORMALE PRIMAIRE		5	1.7%
ORGANISATION DES ENTREPRISES		1	0.3%
PEDAGOGIE		2	0.7%
PHARMACIE		6	2.0%
PHARMACIE ET SANTE PUBLIQUE		1	0.3%
PHILOSOPHIE,T		1	0.3%
PHILOSOPHIE/ GRAND SEMINAIRE		1	0.3%
PLOMBERIE		1	0.3%
POLITICAL SCIENCE		1	0.3%
QUALITY MANAGEMENT		1	0.3%
RELATION INTERNATIONA		1	0.3%

## File : Formal\_employer\_newisic

### # 0078: field of Specialization

Value	Label	Cases	Percentage
SAGE FEMME		1	0.3%
SANTE PUBLIC		1	0.3%
SANTE PUBLIQUE		1	0.3%
SCIENCE H.		1	0.3%
SCIENCE HUMAINES		1	0.3%
SCIENCE INFIRMIERE		2	0.7%
SCIENCES ADMINISTRATI		1	0.3%
SCIENCES CHIMIE		1	0.3%
SCIENCES ET ECONOMIE		1	0.3%
SCIENCES HUMAINE		1	0.3%
SCIENCES HUMAINES		3	1.0%
SCIENCES HUMAINES(HO		1	0.3%
SCIENCES INFIRMIERE		1	0.3%
SCIENCES INFIRMIERES		4	1.3%
SCIENCES(MAT		1	0.3%
SECRETARIAT		5	1.7%
SECRETARY		1	0.3%
SECRETIAT		1	0.3%
SECTION COMMERCIALE ET ADMINIS		1	0.3%
SECTION MEDICALE		1	0.3%
SOCIALE		2	0.7%
SOCIOLOGIE		5	1.7%
SOCIOLOGY		3	1.0%
SPECIALISATIO EN PEDEATRIE		1	0.3%
SPECIALISTE EN MEDICN INTERNE		1	0.3%
SPECIALISTE MEDECINE INTERNE		1	0.3%
TECHNOLOGIE DE TRANSFORMAT		1	0.3%

## File : Formal\_employer\_newisic

### # 0078: field of Specialization

Value	Label	Cases	Percentage
THEODOGY AND PHILOSOPHY		1	0.3%
THEOLOGIE		4	1.3%
THEOLOGIE SACREE		1	0.3%
TOURISME		2	0.7%
TRAVAUX PUBLICS		1	0.3%
TRAVAUX PUBLICS ET CONSTRUCTIO		2	0.7%
TRAVUAX PUBLIQUE		1	0.3%
TVET		1	0.3%
UBUFOROMO		1	0.3%
UBUGANGA		1	0.3%
UBUGENI NBERAJISHO ARTS GRAPHI		1	0.3%
UBUKERARUGI NA HOTELERIE		1	0.3%
UBWUBATSI		3	1.0%
UBWUBATSI,EL		1	0.3%
VETERINAIRE		1	0.3%
WATER INGENEERING		1	0.3%
YIZE SECRETAIRE		1	0.3%
business management		1	0.3%
commerce et comptabilite		1	0.3%
comptabilite		2	0.7%
economie		1	0.3%
electronics engineering		1	0.3%
finance		1	0.3%
genie civil		1	0.3%
interior design		1	0.3%
management		1	0.3%
medicine		1	0.3%
normal technique		1	0.3%
pharmacy		1	0.3%
secretariat		2	0.7%
sociologie		1	0.3%
ubwubatsi		1	0.3%

## File : Formal\_employer\_newisic

### # O078: field of Specialization

Value	Label	Cases	Percentage
yize histoire,economic		1	0.3%

*Warning: these figures indicate the number of cases found in the data file. They cannot be interpreted as summary statistics of the population of interest.*

### # O078A: ISCED

**Information** [Type= discrete] [Format=numeric] [Range= 110-9999] [Missing=\*]

**Statistics [NW/ W]** [Valid=345 /-] [Invalid=1251 /-]

Value	Label	Cases	Percentage
110	Basic general program elementary	0	
120	Basic general program pre-primary	0	
130	Basic general program primary	0	
140	Basic general program secondary	0	
150	Basic special program pre-primary	0	
160	Lower secondary	0	
170	Upper secondary	0	
810	Simple and fuctional literacy, numeracy	0	
910	behavioural capacities	0	
920	Life orientation programmes	0	
930	Mental skills	0	
940	personal organizational capacities	0	
1410	Education science in Curriculum development in non-vocational	0	
1411	Education science in Educational research	6	1.7%
1412	Education science Testing and measurement	0	
1413	General and specialized teacher training programmes	0	
1414	teacher trainers and for handicapped children	0	
1415	Teacher training for adult education	0	
1416	Teacher training for non-vocational subject	0	
1417	Teacher training for practical	0	
1418	Teacher training for pre-school,kindergarten	0	
1419	Teacher training for Primary schools	11	3.2%
1420	Teacher training for vocational	1	0.3%
1421	Other education science	0	
2100	Fine art and design	3	0.9%
2110	Performing arts	0	
2120	Graphic and audio-visual arts	3	0.9%
2210	archaeology	0	
2211	Child development and child ministry (christian)	0	
2212	Christian ministry	1	0.3%
2213	comparative literature	0	
2214	Divinity (Christian)	0	
2215	English	0	
2216	ethics	0	
2217	Foreign languages, literature, communication and cultures	3	0.9%
2218	French	0	

## File : Formal\_employer\_newisic

### # 0078A: ISCED

Value	Label	Cases	Percentage
2219	History	0	
2220	interpretation and translation	0	
2221	Islam and arabic	1	0.3%
2222	linguistics	0	
2223	Native languages	0	
2225	philosophy	1	0.3%
2226	Religion and theology	0	
2227	Religious Studies	0	
2228	Shariah	0	
2229	Swahiri	0	
2230	Theology (Christian)	3	0.9%
2239	Other humanities Not Elsewhere Classified (NEC)	0	
3111	economics	9	2.6%
3112	economic history	0	
3113	political science	1	0.3%
3114	sociology	13	3.8%
3115	demography	0	
3116	antropology (except physical antropology)	0	
3117	ethnology	0	
3118	futurology	0	
3119	pschology	0	
3120	geography(except physical geography)	0	
3121	peace and conflict studies	0	
3122	human rights	0	
3123	Gender studies	0	
3124	Human sciences	8	2.3%
3125	Social sciences	1	0.3%
3129	Other training in social and behavioural science	0	
3210	Journalism	0	
3220	library technician and science	0	
3230	technicians in museums and similar repositories	0	
3240	documentation techniques	0	
3250	archival sciences	0	
3410	accounting	37	10.7%
3411	auditing	0	
3412	banking	1	0.3%
3413	bookkeeping	0	
3414	Business administration	8	2.3%
3415	Business development	0	
3416	Community development	0	
3417	Cooperative management	0	
3418	Customer care services	0	
3419	Development studies	0	

## File : Formal\_employer\_newisic

### # 0078A: ISCED

Value	Label	Cases	Percentage
3420	Enterprise management	1	0.3%
3421	finance	4	1.2%
3422	institutional administration	1	0.3%
3423	insurance	0	
3424	International business	0	
3425	Interpretnership	0	
3426	investment analysis	0	
3427	management	28	8.1%
3428	marketing	1	0.3%
3429	personnel administration	2	0.6%
3430	Procurement	0	
3431	Project management	2	0.6%
3432	public administration	3	0.9%
3433	public relations	1	0.3%
3434	real estate	0	
3435	retailing	2	0.6%
3436	Rural development	2	0.6%
3437	sales	0	
3438	secretarial and office work	10	2.9%
3439	Supply chain management	1	0.3%
3440	International taxation	0	
3449	Other training in business and administration	1	0.3%
3810	history of law	0	
3811	jurisprudence	0	
3812	law(general,international,labour,maritime,etc.)	7	2.0%
3813	local magistrates	0	
3814	notaire	0	
3819	Other low related training	0	
4100	Mathematics –Physics - Computer Science (MPC)	0	
4101	Mathematics –Chemistry - Biology (MCB)	0	
4102	Physics- Chemistry-Biology (PCB)	0	
4103	Mathematics-Physics-Geography (MPG)	0	
4104	Physics-Chemistry Mathematics (PCM)	0	
4105	Computer Science-Economics-Mathematics(CEM)	0	
4106	Mathematics-Economics-Geography (MEG)	0	
4107	History-Economics-Geography (HEG)	2	0.6%
4109	History-Economics-Literature (HEL)	0	
4110	Literature-Economics-Geography (LEG)	0	
4111	History-Geography –Literature combination (HGL)	0	
4112	Maths-Physics	7	2.0%
4119	Other combined sciences training	0	
4210	bacteriology	0	
4211	biochemistry	4	1.2%

## File : Formal\_employer\_newisic

### # O078A: ISCED

Value	Label	Cases	Percentage
4212	biology	0	
4213	biophysics	0	
4214	botany	0	
4215	entomology	0	
4216	genetics	0	
4217	microbiology	0	
4218	ornithology	0	
4219	toxicology	0	
4220	zoology	0	
4221	Zootechni	0	
4222	Biotechnology	0	
4239	other allied life sciences excluding clinical and veterinary s	0	
4410	Astronomy and space sciences	0	
4411	Chemistry and other allied subjects	2	0.6%
4412	geology	0	
4413	geophysics	0	
4414	marine science	0	
4415	meteorology and other atmospheric sciences including climati	0	
4416	mineralogy	0	
4417	palaeoecology	0	
4418	physical anthropology	0	
4419	physical geography and other geosciences	1	0.3%
4420	Physics and other allied subjects	0	
4421	vulcanology	0	
4429	Other Physical sciences related training	0	
4610	actuarial science	0	
4611	Mathematics	4	1.2%
4612	numerical analysis	0	
4613	operations research	0	
4614	statistics and other allied fields	0	
4810	Computer sciences:	3	0.9%
4811	Computer application programs training	0	
4812	Computer hardware related training	0	
4813	Electronics & computer science	1	0.3%
4814	Information communication and technology	1	0.3%
4815	IT management	0	
4816	Networking related training	0	
4817	Software development training	0	
5210	Aeronautical engineering	1	0.3%
5211	Agricultural Engineering	0	
5212	Chemical Engineering	0	
5213	Computer engineering	2	0.6%
5214	electricity engineering	2	0.6%



## File : Formal\_employer\_newisic

### # 0078A: ISCED

Value	Label	Cases	Percentage
5215	electronics engineering	2	0.6%
5216	energy and chemical engineering	1	0.3%
5217	engineering drawing	0	
5218	Environmental and Biosystems Engineering	0	
5219	Fibre Optic Communications, Splicing & Termination	0	
5220	mechanics engineering	0	
5221	Medical engeneering	0	
5222	metal work engineering	0	
5223	Software engineering	0	
5224	surveying	1	0.3%
5225	Sustanable energy technology engineering	0	
5226	telecommunication engineering	0	
5227	Electromecanics	0	
5228	Hydraulic\$Pneumatics	0	
5230	Assembling and servicing	0	
5231	Driving	0	
5232	Electricity	3	0.9%
5233	Electronics	2	0.6%
5234	Fashion Design	0	
5235	General mechanics	6	1.7%
5236	Industrial mechanics	1	0.3%
5237	Leatherwork Technology	0	
5238	Metal Processing Technology	0	
5239	Motor Vehicle Mechanics	2	0.6%
5240	Motor vehicle technolgy	0	
5241	Painter and Sign Writer	0	
5242	Plant and Machine Maintenance	0	
5243	Plumbing & Pipe fitting	1	0.3%
5244	Pottery	0	
5245	Refrigeration and Air Conditioning	1	0.3%
5246	Sheet Metal Working	0	
5247	Welding and metal fabrication	0	
5248	Automobile electricity	0	
5249	Other craft trainings	0	
5410	clothes	0	
5411	food and drink processing	1	0.3%
5412	footwear	0	
5413	leather work	0	
5414	mining and extraction	0	
5415	Other materials(paper,plastic,glass,etc)	0	
5416	textiles	0	
5417	Woodwork	1	0.3%
5810	Architecture and urbanisme	1	0.3%

## File : Formal\_employer\_newisic

### # 0078A: ISCED

Value	Label	Cases	Percentage
5811	building	1	0.3%
5812	civil engineering	9	2.6%
5813	construction	19	5.5%
5814	Construction Management and surveying	0	
5815	Masonry	2	0.6%
5816	Property valuation	0	
5817	Geotechnics	0	
5819	Engineering, manufacturing and construction Not Elsewhere CI	0	
6210	Agribusiness	1	0.3%
6211	agriculture	1	0.3%
6212	agronomy	3	0.9%
6213	animal husbandry	0	
6214	crop and livestock production	0	
6215	Crop science	0	
6216	fisheries	0	
6217	fishery science and technology	0	
6218	Food sciences	0	
6219	forestry and forest product techniques	0	
6220	horticulture and gardening	0	
6221	Irrigation and drainage	0	
6222	natural parks	0	
6223	Soil science	0	
6224	wildlife	0	
6229	Other Agriculture,forestry and fishery related training	0	
6410	veterinary assisting	0	
6411	veterinary medecine	1	0.3%
6412	Other veterinary related training	0	
7210	Anaesthesiology	1	0.3%
7211	Biomedical and Laboratory sciences	0	
7212	Clinical Psychology	1	0.3%
7213	Community Medicine	0	
7214	cytology	0	
7215	Dental services	0	
7216	Ear Nose and Throat Surgery (ENT)	0	
7217	Epidemiology and Biostatistics	1	0.3%
7218	Family planing related training	0	
7219	Food technology and human nutrition	0	
7220	Health and behavioural sciences	0	
7221	Health policy and management	0	
7222	HIV related training	0	
7223	Hospital management	0	
7224	Human anatomy	0	
7225	hygiene	0	

## File : Formal\_employer\_newisic

### # 0078A: ISCED

Value	Label	Cases	Percentage
7226	immunilgy and immunoaematology	0	
7227	Internal medicine	2	0.6%
7228	Malaria related training	0	
7229	Medecine	15	4.3%
7230	Medical imaging sciences	0	
7231	Medical services	0	
7232	Medicine and surgery	0	
7233	Mental health/Psychiatry	0	
7234	midwifery	1	0.3%
7235	neurology	0	
7236	Nursing	22	6.4%
7237	nutrition	0	
7238	Obstrics and gynaecology	0	
7239	Opthamology	0	
7240	ophthometry	0	
7241	Orthopaedics	0	
7242	Paediatrics	1	0.3%
7243	pathology	0	
7244	pharmacology	10	2.9%
7245	Physiology	0	
7246	Physiotherapy	0	
7247	PMTCT and SONI training	0	
7248	prosthetics	0	
7249	Public health	2	0.6%
7250	pyschiatry	0	
7251	Radiology and radiotherapy	0	
7252	rehabilitation	0	
7253	Reproductive health	0	
7254	surgary	0	
7255	therapeutics	0	
7256	Tiberculosis related training	0	
7257	Other health related training	0	
7258	Cardiology	0	
7259	Dermatology	0	
7610	Social care	0	
7611	Psychotrauma Management	0	
7612	Social work	0	
8150	Beauty traitment	0	
8151	cleaning	1	0.3%
8152	cosmetic services	1	0.3%
8153	domestic science	0	
8154	dry-cleaning	0	
8155	hairdressing	0	

## File : Formal\_employer\_newisic

### # 0078A: ISCED

Value	Label	Cases	Percentage
8156	hotel and catering	6	1.7%
8157	Hotel and Restaurant management	2	0.6%
8158	laundry	0	
8159	sports and leisure, physical education	0	
8160	Travel and tourism Management	1	0.3%
8161	travel, hospitality and tourism	2	0.6%
8169	other personal services	0	
8410	air crew	0	
8411	air traffic control	0	
8412	nautical sciences	0	
8413	postal service	0	
8414	railway operations	0	
8415	road motor vehicle operations	0	
8416	seamanship	0	
8417	ship's officer	0	
8419	Other transport services training	0	
8510	air and water pollution control	0	
8511	control and protection	0	
8512	environmental conservation	0	
8513	labour protection and security	0	
8519	Other environment protection training	0	
8610	civil security	0	
8611	criminology	0	
8612	fire-protection and fire fighting	0	
8613	military	0	
8614	police work and related law enforcement	0	
8615	Protection of property and person	0	
8619	Other security services training	0	
9999	Not known or unspecified	9	2.6%
Sysmiss		1251	

Warning: these figures indicate the number of cases found in the data file. They cannot be interpreted as summary statistics of the population of interest.

### # ISCED10078A: ISCED-LEVELO078A

Value	Label	Cases	Percentage
0	General Programes	0	
1	Education	18	5.2%
2	Humanities and Arts	15	4.3%
3	Social Science, Business and Law	144	41.7%
4	Sciences	25	7.2%
5	Engineering, Manufacturing and Construction	59	17.1%
6	Agriculture	6	1.7%
7	Health and Welfare	56	16.2%

## File : Formal\_employer\_newisic

### # ISCED1O078A: ISCED-LEVELO078A

Value	Label	Cases	Percentage
8	Services	13	3.8%
9	Not known or unspecified	9	2.6%
Sysmiss		1251	

Warning: these figures indicate the number of cases found in the data file. They cannot be interpreted as summary statistics of the population of interest.

### # ISCED2O078A: ISCED -LEVEL2O078A

<b>Information</b>	[Type= discrete] [Format=numeric] [Range= 1-99] [Missing=*]
<b>Statistics [NW/ W]</b>	[Valid=345 /-] [Invalid=1251 /-]

Value	Label	Cases	Percentage
1	Basic Program	0	
2	Literacy and Numeracy	2	0.6%
3	Personal development	0	
4	Teacher Training and education Science	16	4.6%
5	Arts	6	1.7%
6	Humanities	9	2.6%
7	Social and Behavioral Science	32	9.3%
8	Journalism and Information	0	
9	Business and Administration	105	30.4%
10	Law	7	2.0%
11	Combined sciences	9	2.6%
12	Life Sciences	4	1.2%
13	Physical sciences	3	0.9%
14	Mathematics and statistics	4	1.2%
15	Computing	5	1.4%
16	Engineering and Engineering Trades	9	2.6%
17	Technical Vocational Studies	16	4.6%
18	Manufacturing and Processing	2	0.6%
19	Architecture and Building	32	9.3%
20	Agriculture, Forestry and Fishery	5	1.4%
21	Veterinary	1	0.3%
22	Health	56	16.2%
23	Social Services	0	
24	Personal Services	13	3.8%
25	Transport Services	0	
26	Environmental Protection	0	
27	Security services	0	
99	Not known or unspecified	9	2.6%
Sysmiss		1251	

Warning: these figures indicate the number of cases found in the data file. They cannot be interpreted as summary statistics of the population of interest.

### # O079: Where have you got your highest level of education?

<b>Information</b>	[Type= discrete] [Format=numeric] [Range= 1-99] [Missing=*]
<b>Statistics [NW/ W]</b>	[Valid=345 /-] [Invalid=1251 /-]

## File : Formal\_employer\_newisic

### # O079: Where have you got your highest level of education?

Value	Label	Cases	Percentage
1	Rwanda	196	56.8%
2	Other EAC countries	55	15.9%
3	Rest of Africa	44	12.8%
4	Europe	26	7.5%
5	Americas	3	0.9%
6	Asia	12	3.5%
7	Oceania	0	
99	Not specified	9	2.6%
Sysmiss		1251	

Warning: these figures indicate the number of cases found in the data file. They cannot be interpreted as summary statistics of the population of interest.

### # O080: Are you currently enrolled in further training?

Value	Label	Cases	Percentage
1	Yes	71	13.3%
2	No	462	86.7%
9	Not specified	0	
Sysmiss		1063	

Warning: these figures indicate the number of cases found in the data file. They cannot be interpreted as summary statistics of the population of interest.

### # O081: Field/type of training you are enrolled for

Value	Label	Cases	Percentage
ACCA		3	3.9%
ACCOUNT		1	1.3%
ACCOUNTING		1	1.3%
ADMINISTRATI PUBLIQUE		1	1.3%
ARI KWIGA ICYONGEREZA		1	1.3%
ARIGA MURI KIM		1	1.3%
ARIMO KWIGA INFORMATIQU		1	1.3%
BUSINESS ADMINISTRATI		1	1.3%
CLINICAL MEDECIN		1	1.3%
COMPTABILITE		1	1.3%
COMPUTER SCIENCE		1	1.3%
CONFLICT TRANSFORMAT		1	1.3%
CONSTRUCTIO		1	1.3%

## File : Formal\_employer\_newisic

### # 0081: Field/type of training you are enrolled for

Value	Label	Cases	Percentage
CUSTOMES CARE		1	1.3%
DEVELOPMENT		1	1.3%
DVPT RURAL		1	1.3%
ECONOMIC AND BUSINESS STUDIES		1	1.3%
EDITING CAMERA		1	1.3%
EDUCATION SOCIOLOGUE		1	1.3%
ELECTRICAL ENGINEERING		1	1.3%
ENCADREMENT DES ENFANT		1	1.3%
ENGLISH		3	3.9%
ENTREPRENEUR		1	1.3%
ETUDE UNIVERSITAIRE EN SC.INF.		1	1.3%
GENECOLOGIE		1	1.3%
GENECOOPHES		1	1.3%
GEOSPATIAL ENGINEERING		1	1.3%
GESTION ET ADMINISTRATI		1	1.3%
GESTION FINANCIERE		1	1.3%
GUSUKA IMISATSI		1	1.3%
HOTAL MANAGEMENT		1	1.3%
IBIJANYE N'ABADAMU BARWIYEMEZ		1	1.3%
ICT		1	1.3%
ICUNGAMUTUN		1	1.3%
ICUNGAMUTUN N'IKORANABUI		1	1.3%
ICYONGEREZA		3	3.9%
INDIMI		2	2.6%
INDIMI, THEOLOGIE		1	1.3%
INFORMATIQUE		2	2.6%
KUVUGA NO GUKORESHA URURIMI IC		1	1.3%
KWIGA URURIMI RWICYONGERE		1	1.3%

## File : Formal\_employer\_newisic

### # 0081: Field/type of training you are enrolled for

Value	Label	Cases	Percentage
LANGUE ANGLAISE		1	1.3%
LICENCE EN ELECTRICITE		1	1.3%
MANAGEMENT		4	5.3%
MANAGEMENT PROJECT		1	1.3%
MEDECINE		1	1.3%
MEDECINE GENERAL		1	1.3%
MURI GESTION		1	1.3%
PSYCHOLOGIE CLINIQUE		1	1.3%
RCAL ESTATE MANAGEMENT		1	1.3%
RESOURCE HUMAINE		1	1.3%
SAGE FEMME		1	1.3%
SANTE PUBLIC		1	1.3%
SCIENCES INFIRMIERES		1	1.3%
SOCIOLOGIE		1	1.3%
SUPPLY CHAIN MANAGEMENT		1	1.3%
TAXATION AND FINANCE		1	1.3%
THEOLOGIE		2	2.6%
TOPOGRAPHIE		1	1.3%
UBUCURUZI		1	1.3%
UBUHINZI BW'UMUCELI		1	1.3%
UBUREZI RUSANGE-EDUCATION		1	1.3%
gestion des projets		1	1.3%
marketing		1	1.3%

*Warning: these figures indicate the number of cases found in the data file. They cannot be interpreted as summary statistics of the population of interest.*



# 0081A: ISCED Code

Information [Type= discrete] [Format=numeric] [Range= 110-9999] [Missing=\*]

Statistics [NW/ W] [Valid=71 /-] [Invalid=1525 /-]

Value	Label	Cases	Percentage
110	Basic general program elementary	0	
120	Basic general program pre-primary	0	
130	Basic general program primary	0	
140	Basic general program secondary	0	
150	Basic special program pre-primary	0	
160	Lower secondary	0	
170	Upper secondary	0	
810	Simple and fuctional literacy, numeracy	0	
910	behavioural capacities	0	
920	Life orientation programmes	0	
930	Mental skills	0	
940	personal organizational capacities	0	
1410	Education science in Curriculum development in non-vocational	0	
1411	Education science in Educational research	1	1.4%
1412	Education science Testing and measurement	0	
1413	General and specialized teacher training programmes	0	
1414	teacher trainers and for handicapped children	0	
1415	Teacher training for adult education	0	
1416	Teacher training for non-vocational subject	0	
1417	Teacher training for practical	0	
1418	Teacher training for pre-school,kindergarten	0	
1419	Teacher training for Primary schools	0	
1420	Teacher training for vocational	1	1.4%
1421	Other education science	0	
2100	Fine art and design	0	
2110	Performing arts	0	
2120	Graphic and audio-visual arts	1	1.4%
2210	archaeology	0	
2211	Child development and child ministry (christian)	0	
2212	Christian ministry	0	
2213	comparative literature	0	
2214	Divinity (Christian)	0	
2215	English	10	14.1%
2216	ethics	0	
2217	Foreign languages, literature, communication and cultures	1	1.4%
2218	French	0	
2219	History	0	
2220	interpretation and translation	0	
2221	Islam and arabic	0	
2222	linguistics	0	
2223	Native languages	0	
2225	philosophy	0	
2226	Religion and theology	0	

# 0081A: ISCED Code

Value	Label	Cases	Percentage
2227	Religious Studies	0	
2228	Shariah	0	
2229	Swahiri	0	
2230	Theology (Christian)	0	
2239	Other humanities Not Elsewhere Classified (NEC)	0	
3111	economics	0	
3112	economic history	0	
3113	political science	0	
3114	sociology	2	2.8%
3115	demography	0	
3116	antropology (except physical antropology)	0	
3117	ethnology	0	
3118	futurology	0	
3119	pschology	0	
3120	geography(except physical geography)	0	
3121	peace and conflict studies	1	1.4%
3122	human rights	0	
3123	Gender studies	0	
3124	Human sciences	0	
3125	Social sciences	0	
3129	Other training in social and behavioural science	0	
3210	Journalism	0	
3220	library technician and science	0	
3230	technicians in museums and similar repositories	0	
3240	documentation techniques	0	
3250	archival sciences	0	
3410	accounting	6	8.5%
3411	auditing	0	
3412	banking	0	
3413	bookkeeping	0	
3414	Business administration	1	1.4%
3415	Business development	0	
3416	Community development	0	
3417	Cooperative management	0	
3418	Customer care services	1	1.4%
3419	Development studies	0	
3420	Enterprise management	0	
3421	finance	0	
3422	institutional administration	1	1.4%
3423	insurance	0	
3424	International business	0	
3425	Interprenership	2	2.8%
3426	investment analysis	0	
3427	management	10	14.1%
3428	marketing	1	1.4%

**# O081A: ISCED Code**

Value	Label	Cases	Percentage
3429	personnel administration	1	1.4%
3430	Procurement	0	
3431	Project management	1	1.4%
3432	public administration	1	1.4%
3433	public relations	0	
3434	real estate	0	
3435	retailing	1	1.4%
3436	Rural development	2	2.8%
3437	sales	0	
3438	secretarial and office work	0	
3439	Supply chain management	0	
3440	International taxation	1	1.4%
3449	Other training in business and administration	0	
3810	history of law	0	
3811	jurisprudence	0	
3812	law(general,international,labour,maritime,etc.)	0	
3813	local magistrates	0	
3814	notaire	0	
3819	Other low related training	0	
4100	Mathematics –Physics - Computer Science (MPC)	0	
4101	Mathematics –Chemistry - Biology (MCB)	0	
4102	Physics- Chemistry-Biology (PCB)	0	
4103	Mathematics-Physics-Geography (MPG)	0	
4104	Physics-Chemistry Mathematics (PCM)	0	
4105	Computer Science-Economics-Mathematics(CEM)	0	
4106	Mathematics-Economics-Geography (MEG)	0	
4107	History-Economics-Geography (HEG)	0	
4109	History-Economics-Literature (HEL)	0	
4110	Literature-Economics-Geography (LEG)	0	
4111	History-Geography –Literature combination (HGL)	0	
4112	Maths-Physics	0	
4119	Other combined sciences training	0	
4210	bacteriology	0	
4211	biochemistry	0	
4212	biology	0	
4213	biophysics	0	
4214	botany	0	
4215	entomology	0	
4216	genetics	0	
4217	microbiology	0	
4218	ornithology	0	
4219	toxicology	0	
4220	zoology	0	
4221	Zootechni	0	
4222	Biotechnology	0	

# 0081A: ISCED Code

Value	Label	Cases	Percentage
4239	other allied life sciences excluding clinical and veterinary s	0	
4410	Astronomy and space sciences	0	
4411	Chemistry and other allied subjets	0	
4412	geology	0	
4413	geophysics	0	
4414	marine science	0	
4415	meteorology and other atmospheric sciences including climati	0	
4416	mineralogy	0	
4417	palaeoecology	0	
4418	physical anthropology	0	
4419	physical geography and other geosciences	1	1.4%
4420	Physics and other allied subjects	0	
4421	vulcanology	0	
4429	Other Physical sciences related training	0	
4610	actuarial science	0	
4611	Mathematics	0	
4612	numercial analysis	0	
4613	operations research	0	
4614	statistics and other allied fields	0	
4810	Computer sciences:	3	4.2%
4811	Computer application programs training	0	
4812	Computer hardware related training	0	
4813	Electronics & computer science	0	
4814	Information communication and technology	2	2.8%
4815	IT management	0	
4816	Networking related training	0	
4817	Software development training	0	
5210	Aeronautical enginneering	0	
5211	Agricultural Engineering	0	
5212	Chemical Engineering	0	
5213	Computer engineering	0	
5214	elecricity engineering	1	1.4%
5215	electronics engineering	0	
5216	energy and chemical engineering	0	
5217	engineering drawing	0	
5218	Environmental and Biosystems Engineering	0	
5219	Fibre Optic Communications, Splicing & Termination	0	
5220	mechanics engineering	1	1.4%
5221	Medical engeneering	0	
5222	metal work engineering	0	
5223	Software engineering	0	
5224	surveying	0	
5225	Sustanable energy technology engineering	0	
5226	telecommunication engineering	0	
5227	Electromecanics	0	

# 0081A: ISCED Code

Value	Label	Cases	Percentage
5228	Hydraulic&Pneumatics	0	
5230	Assembling and servicing	0	
5231	Driving	0	
5232	Electricity	1	1.4%
5233	Electronics	0	
5234	Fashion Design	0	
5235	General mechanics	0	
5236	Industrial mechanics	0	
5237	Leatherwork Technology	0	
5238	Metal Processing Technology	0	
5239	Motor Vehicle Mechanics	0	
5240	Motor vehicle technology	0	
5241	Painter and Sign Writer	0	
5242	Plant and Machine Maintenance	0	
5243	Plumbing & Pipe fitting	0	
5244	Pottery	0	
5245	Refrigeration and Air Conditioning	0	
5246	Sheet Metal Working	0	
5247	Welding and metal fabrication	0	
5248	Automobile electricity	0	
5249	Other craft trainings	0	
5410	clothes	0	
5411	food and drink processing	0	
5412	footwear	0	
5413	leather work	0	
5414	mining and extraction	0	
5415	Other materials(paper,plastic,glass,etc)	0	
5416	textiles	0	
5417	Woodwork	0	
5810	Architecture and urbanisme	0	
5811	building	0	
5812	civil engineering	0	
5813	construction	1	1.4%
5814	Construction Management and surveying	0	
5815	Masonry	0	
5816	Property valuation	0	
5817	Geotechnics	0	
5819	Engineering, manufacturing and construction Not Elsewhere CI	0	
6210	Agribusiness	0	
6211	agriculture	1	1.4%
6212	agronomy	0	
6213	animal husbandry	0	
6214	crop and livestock production	0	
6215	Crop science	0	
6216	fisheries	0	

**# 0081A: ISCED Code**

Value	Label	Cases	Percentage
6217	fishery science and technology	0	
6218	Food sciences	0	
6219	forestry and forest product techniques	0	
6220	horticulture and gardening	0	
6221	Irrigation and drainage	0	
6222	natural parks	0	
6223	Soil science	0	
6224	wildlife	0	
6229	Other Agriculture,forestry and fishery related training	0	
6410	veterinary assisting	0	
6411	veterinary medecine	0	
6412	Other veterinary related training	0	
7210	Anaesthesiology	0	
7211	Biomedical and Laboratory sciences	0	
7212	Clinical Psychology	1	1.4%
7213	Community Medicine	1	1.4%
7214	cytology	0	
7215	Dental services	0	
7216	Ear Nose and Throat Surgery (ENT)	0	
7217	Epidemiology and Biostatistics	0	
7218	Family planing related training	0	
7219	Food technology and human nutrition	0	
7220	Health and behavioural sciences	0	
7221	Health policy and management	0	
7222	HIV related training	0	
7223	Hospital management	0	
7224	Human anatomy	0	
7225	hygiene	0	
7226	immunilogy and immunoaematology	0	
7227	Internal medicine	1	1.4%
7228	Malaria related training	0	
7229	Medecine	1	1.4%
7230	Medical imaging sciences	0	
7231	Medical services	0	
7232	Medicine and surgery	0	
7233	Mental health/Psychiatry	0	
7234	midwifery	1	1.4%
7235	neurology	0	
7236	Nursing	2	2.8%
7237	nutrition	0	
7238	Obstrics and gynaecology	1	1.4%
7239	Opthamology	0	
7240	ophthometry	0	
7241	Orthopaedics	0	
7242	Paediatrics	0	

**# 0081A: ISCED Code**

Value	Label	Cases	Percentage
7243	pathology	0	
7244	pharmacology	0	
7245	Physiology	0	
7246	Physiotherapy	0	
7247	PMTCT and SONI training	0	
7248	prosthetics	0	
7249	Public health	1	1.4%
7250	pyschiatry	0	
7251	Radiology and radiotherapy	0	
7252	rehabilitation	0	
7253	Reproductive health	0	
7254	surgary	0	
7255	therapeutics	0	
7256	Tiberculosis related training	0	
7257	Other health related trainning	0	
7258	Cardiology	1	1.4%
7259	Dermatology	0	
7610	Social care	1	1.4%
7611	Psychotrauma Management	0	
7612	Social work	0	
8150	Beauty traitment	0	
8151	cleaning	0	
8152	cosmetic services	0	
8153	domestic science	0	
8154	dry-cleaning	0	
8155	hairdressing	1	1.4%
8156	hotel and catering	1	1.4%
8157	Hotel and Restaurant management	0	
8158	laundry	0	
8159	sports and leisure, physical education	0	
8160	Travel and tourism Management	0	
8161	travel, hospitality and tourism	0	
8169	other personal services	0	
8410	air crew	0	
8411	air traffic control	0	
8412	nautical sciences	0	
8413	postal service	0	
8414	railway operations	0	
8415	road motor vehicle operations	0	
8416	seamanship	0	
8417	ship's officer	0	
8419	Other transport services training	0	
8510	air and water pollution control	0	
8511	control and protetion	0	
8512	environmental conservation	0	

### # 0081A: ISCED Code

Value	Label	Cases	Percentage
8513	labour protection and security	0	
8519	Other environment protection training	0	
8610	civil security	0	
8611	criminology	0	
8612	fire-protection and fire fighting	0	
8613	military	0	
8614	police work and related law enforcement	0	
8615	Protection of property and person	0	
8619	Other security services training	0	
9999	Not known or unspecified	1	1.4%
Sysmiss		1525	

Warning: these figures indicate the number of cases found in the data file. They cannot be interpreted as summary statistics of the population of interest.

### # ISCED10081A: ISCED-LEVEL0081A

<b>Information</b>	[Type= discrete] [Format=numeric] [Range= 0-9] [Missing=*]
--------------------	--

<b>Statistics [NW/ W]</b>	[Valid=71 /-] [Invalid=1525 /-]
---------------------------	---------------------------------

Value	Label	Cases	Percentage
0	General Programes	0	
1	Education	2	2.8%
2	Humanities and Arts	12	16.9%
3	Social Science, Business and Law	32	45.1%
4	Sciences	6	8.5%
5	Engineering, Manufacturing and Construction	4	5.6%
6	Agriculture	1	1.4%
7	Health and Welfare	11	15.5%
8	Services	2	2.8%
9	Not known or unspecified	1	1.4%
Sysmiss		1525	

Warning: these figures indicate the number of cases found in the data file. They cannot be interpreted as summary statistics of the population of interest.

### # ISCED20081A: ISCED -LEVEL20081A

<b>Information</b>	[Type= discrete] [Format=numeric] [Range= 1-99] [Missing=*]
--------------------	---

<b>Statistics [NW/ W]</b>	[Valid=71 /-] [Invalid=1525 /-]
---------------------------	---------------------------------

Value	Label	Cases	Percentage
1	Basic Program	0	
2	Literacy and Numeracy	0	
3	Personal development	0	
4	Teacher Training and education Science	2	2.8%
5	Arts	1	1.4%
6	Humanities	11	15.5%
7	Social and Behavioral Science	3	4.2%
8	Journalism and Information	0	
9	Business and Administration	29	40.8%
10	Law	0	
11	Combined sciences	0	
12	Life Sciences	0	



### # ISCED2O081A: ISCED -LEVEL2O081A

Value	Label	Cases	Percentage
13	Physical sciences	1	1.4%
14	Mathematics and statistics	0	
15	Computing	5	7.0%
16	Engineering and Engineering Trades	2	2.8%
17	Technical Vocational Studies	1	1.4%
18	Manufacturing and Processing	0	
19	Architecture and Building	1	1.4%
20	Agriculture, Forestry and Fishery	1	1.4%
21	Veterinary	0	
22	Health	10	14.1%
23	Social Services	1	1.4%
24	Personal Services	2	2.8%
25	Transport Services	0	
26	Environmental Protection	0	
27	Security services	0	
99	Not known or unspecified	1	1.4%
Sysmiss		1525	

Warning: these figures indicate the number of cases found in the data file. They cannot be interpreted as summary statistics of the population of interest.

### # O082: Degree are you expecting from that training

**Information** [Type= discrete] [Format=numeric] [Range= 1-99] [Missing=\*]

**Statistics [NW/ W]** [Valid=71 /-] [Invalid=1525 /-]

Value	Label	Cases	Percentage
1	PhD/Doctorate	1	1.4%
2	Masters Degree	6	8.5%
3	Post Graduate Diploma	4	5.6%
4	Bachelors	25	35.2%
5	Diploma level (A1)	3	4.2%
6	Certificate level (TVET)	0	
7	Secondary-A Level	2	2.8%
8	Certificate	25	35.2%
9	Other (specify)	1	1.4%
10	None	1	1.4%
99	Not specified	3	4.2%
Sysmiss		1525	

Warning: these figures indicate the number of cases found in the data file. They cannot be interpreted as summary statistics of the population of interest.

### # O082S: Other (specify)

**Information** [Type= discrete] [Format=character] [Missing=\*]

**Statistics [NW/ W]** [Valid=1 /-] [Invalid=0 /-]

Value	Label	Cases	Percentage
QUALIFICATIO  PROFESSIONN		1	100.0%

Warning: these figures indicate the number of cases found in the data file. They cannot be interpreted as summary statistics of the population of interest.

### # O083: Do you have any disability?

**Information** [Type= discrete] [Format=numeric] [Range= 1-2] [Missing=\*]

**# O083: Do you have any disability?**

<b>Statistics [NW/ W]</b>	[Valid=533 /-] [Invalid=1063 /-]
---------------------------	----------------------------------

Value	Label	Cases	Percentage
1	Yes	14	2.6%
2	No	519	97.4%
Sysmiss		1063	

*Warning: these figures indicate the number of cases found in the data file. They cannot be interpreted as summary statistics of the population of interest.*

**# O084: Sight (blind/severe visual limitation)**

<b>Information</b>	[Type= discrete] [Format=numeric] [Range= 1-2] [Missing=*]
--------------------	--

<b>Statistics [NW/ W]</b>	[Valid=14 /-] [Invalid=1582 /-]
---------------------------	---------------------------------

Value	Label	Cases	Percentage
1	Yes	0	
2	No	14	100.0%
Sysmiss		1582	

*Warning: these figures indicate the number of cases found in the data file. They cannot be interpreted as summary statistics of the population of interest.*

**# O084A: Hearing (deaf, hard of hearing)**

<b>Information</b>	[Type= discrete] [Format=numeric] [Range= 1-2] [Missing=*]
--------------------	--

<b>Statistics [NW/ W]</b>	[Valid=14 /-] [Invalid=1582 /-]
---------------------------	---------------------------------

Value	Label	Cases	Percentage
1	Yes	0	
2	No	14	100.0%
Sysmiss		1582	

*Warning: these figures indicate the number of cases found in the data file. They cannot be interpreted as summary statistics of the population of interest.*

**# O084B: Communicating (speech impairment)**

<b>Information</b>	[Type= discrete] [Format=numeric] [Range= 1-2] [Missing=*]
--------------------	--

<b>Statistics [NW/ W]</b>	[Valid=14 /-] [Invalid=1582 /-]
---------------------------	---------------------------------

Value	Label	Cases	Percentage
1	Yes	0	
2	No	14	100.0%
Sysmiss		1582	

*Warning: these figures indicate the number of cases found in the data file. They cannot be interpreted as summary statistics of the population of interest.*

**# O084C: Other Physic. desability/physical handic.**

<b>Information</b>	[Type= discrete] [Format=numeric] [Range= 1-2] [Missing=*]
--------------------	--

<b>Statistics [NW/ W]</b>	[Valid=14 /-] [Invalid=1582 /-]
---------------------------	---------------------------------

Value	Label	Cases	Percentage
1	Yes	12	85.7%
2	No	2	14.3%
Sysmiss		1582	

*Warning: these figures indicate the number of cases found in the data file. They cannot be interpreted as summary statistics of the population of interest.*

**# O084D: Intellectual (difficulties in learning) /mental problem**

<b>Information</b>	[Type= discrete] [Format=numeric] [Range= 1-2] [Missing=*]
--------------------	--

<b>Statistics [NW/ W]</b>	[Valid=14 /-] [Invalid=1582 /-]
---------------------------	---------------------------------

**# O084D: Intellectual (difficulties in learning) /mental problem**

Value	Label	Cases	Percentage
1	Yes	1	7.1%
2	No	13	92.9%
Sysmiss		1582	

Warning: these figures indicate the number of cases found in the data file. They cannot be interpreted as summary statistics of the population of interest.

**# O084E: Emotional (behavioural, psycholog.)**

<b>Information</b>	[Type= discrete] [Format=numeric] [Range= 1-2] [Missing=*]
<b>Statistics [NW/ W]</b>	[Valid=14 /-] [Invalid=1582 /-]

Value	Label	Cases	Percentage
1	Yes	0	
2	No	14	100.0%
Sysmiss		1582	

Warning: these figures indicate the number of cases found in the data file. They cannot be interpreted as summary statistics of the population of interest.

**# O084F: Other**

<b>Information</b>	[Type= discrete] [Format=numeric] [Range= 1-2] [Missing=*]
<b>Statistics [NW/ W]</b>	[Valid=14 /-] [Invalid=1582 /-]

Value	Label	Cases	Percentage
1	Yes	0	
2	No	14	100.0%
Sysmiss		1582	

Warning: these figures indicate the number of cases found in the data file. They cannot be interpreted as summary statistics of the population of interest.

**# O084S: Other-specify**

<b>Information</b>	[Type= discrete] [Format=character] [Missing=*]
<b>Statistics [NW/ W]</b>	[Valid=0 /-] [Invalid=0 /-]

**# A010: Please indicate the type of establishment.**

<b>Information</b>	[Type= discrete] [Format=numeric] [Range= 1-6] [Missing=*]
<b>Statistics [NW/ W]</b>	[Valid=1596 /-] [Invalid=0 /-]

Value	Label	Cases	Percentage
1	Ministry and other institutions	284	17.8%
2	Parastatal	37	2.3%
3	Company	989	62.0%
4	Co-operative	83	5.2%
5	NGO/CSO/CBO	187	11.7%
6	Other (specify)	16	1.0%

Warning: these figures indicate the number of cases found in the data file. They cannot be interpreted as summary statistics of the population of interest.

**# A010S: Other-specify**

<b>Information</b>	[Type= discrete] [Format=character] [Missing=*]
<b>Statistics [NW/ W]</b>	[Valid=32 /-] [Invalid=0 /-]

Value	Label	Cases	Percentage
1		1	3.1%
ABIHAYIMANA		1	3.1%
BUSINESS		1	3.1%

### # A010S: Other-specify

Value	Label	Cases	Percentage
C.S.GREER		1	3.1%
CHRIST GOSPEL FELLOW		1	3.1%
EGLISE		2	6.2%
EGLISE PAROISSE ADPR		1	3.1%
EGLISE PRESBYTHERIE		1	3.1%
EGLISE(ADPR)		1	3.1%
IKIGO CY'ABIHAYE IMA		1	3.1%
IKIGO CY'IDINI		2	6.2%
IKIGO CY'TORERO		1	3.1%
IKIGO GIFASHWANAL		1	3.1%
IKIGOKIGENGA GIFASHW		1	3.1%
ITORERO		4	12.5%
IVURIRO		1	3.1%
KU GITI CYE		1	3.1%
KUDINI CATHOLIC		1	3.1%
RELIGIEUSE		1	3.1%
SYNDICAT		1	3.1%
UMUSIGITI		2	6.2%
URUSENGERO		4	12.5%
ikigo		1	3.1%

Warning: these figures indicate the number of cases found in the data file. They cannot be interpreted as summary statistics of the population of interest.

### # A020: Is your establishment legally registered?

<b>Information</b>	[Type= discrete] [Format=numeric] [Range= 1-9] [Missing=*]
<b>Statistics [NW/ W]</b>	[Valid=1312 /-] [Invalid=284 /-]

Value	Label	Cases	Percentage
1	Yes	1305	99.5%
2	No	6	0.5%
9	Not specified	1	0.1%
Sysmiss		284	

Warning: these figures indicate the number of cases found in the data file. They cannot be interpreted as summary statistics of the population of interest.

### # A030: Registrar of companies (RDB)

<b>Information</b>	[Type= discrete] [Format=numeric] [Range= 1-9] [Missing=*]
<b>Statistics [NW/ W]</b>	[Valid=1312 /-] [Invalid=284 /-]

Value	Label	Cases	Percentage
1	Yes	786	59.9%

<b># A030: Registrar of companies (RDB)</b>			
Value	Label	Cases	Percentage
2	No	488	37.2%
9	Not specified	38	2.9%
Sysmiss		284	
<i>Warning: these figures indicate the number of cases found in the data file. They cannot be interpreted as summary statistics of the population of interest.</i>			
<b># A030A: Rwanda Revenue Authority(RRA)</b>			
<b>Information</b>	[Type= discrete] [Format=numeric] [Range= 1-9] [Missing=*]		
<b>Statistics [NW/ W]</b>	[Valid=1312 /-] [Invalid=284 /-]		
Value	Label	Cases	Percentage
1	Yes	1086	82.8%
2	No	189	14.4%
9	Not specified	37	2.8%
Sysmiss		284	
<i>Warning: these figures indicate the number of cases found in the data file. They cannot be interpreted as summary statistics of the population of interest.</i>			
<b># A030B: Registrar of cooperatives(RCA)</b>			
<b>Information</b>	[Type= discrete] [Format=numeric] [Range= 1-9] [Missing=*]		
<b>Statistics [NW/ W]</b>	[Valid=1312 /-] [Invalid=284 /-]		
Value	Label	Cases	Percentage
1	Yes	188	14.3%
2	No	1086	82.8%
9	Not specified	38	2.9%
Sysmiss		284	
<i>Warning: these figures indicate the number of cases found in the data file. They cannot be interpreted as summary statistics of the population of interest.</i>			
<b># A030C: Private Sector Federation</b>			
<b>Information</b>	[Type= discrete] [Format=numeric] [Range= 1-9] [Missing=*]		
<b>Statistics [NW/ W]</b>	[Valid=1312 /-] [Invalid=284 /-]		
Value	Label	Cases	Percentage
1	Yes	578	44.1%
2	No	696	53.0%
9	Not specified	38	2.9%
Sysmiss		284	
<i>Warning: these figures indicate the number of cases found in the data file. They cannot be interpreted as summary statistics of the population of interest.</i>			
<b># A030D: District</b>			
<b>Information</b>	[Type= discrete] [Format=numeric] [Range= 1-9] [Missing=*]		
<b>Statistics [NW/ W]</b>	[Valid=1312 /-] [Invalid=284 /-]		
Value	Label	Cases	Percentage
1	Yes	1202	91.6%
2	No	72	5.5%
9	Not specified	38	2.9%
Sysmiss		284	
<i>Warning: these figures indicate the number of cases found in the data file. They cannot be interpreted as summary statistics of the population of interest.</i>			
<b># A030E: Sector</b>			
<b>Information</b>	[Type= discrete] [Format=numeric] [Range= 1-9] [Missing=*]		

<b># A030E: Sector</b>			
<b>Statistics [NW/ W]</b>		[Valid=1312 /-] [Invalid=284 /-]	
<b>Value</b>	<b>Label</b>	<b>Cases</b>	<b>Percentage</b>
1	Yes	1191	90.8%
2	No	83	6.3%
9	Not specified	38	2.9%
Sysmiss		284	
<i>Warning: these figures indicate the number of cases found in the data file. They cannot be interpreted as summary statistics of the population of interest.</i>			
<b># A030F: Social Security Fund(CSR)</b>			
<b>Information</b>		[Type= discrete] [Format=numeric] [Range= 1-9] [Missing=*]	
<b>Statistics [NW/ W]</b>		[Valid=1312 /-] [Invalid=284 /-]	
<b>Value</b>	<b>Label</b>	<b>Cases</b>	<b>Percentage</b>
1	Yes	865	65.9%
2	No	409	31.2%
9	Not specified	38	2.9%
Sysmiss		284	
<i>Warning: these figures indicate the number of cases found in the data file. They cannot be interpreted as summary statistics of the population of interest.</i>			
<b># A030G: Others</b>			
<b>Information</b>		[Type= discrete] [Format=numeric] [Range= 1-9] [Missing=*]	
<b>Statistics [NW/ W]</b>		[Valid=1312 /-] [Invalid=284 /-]	
<b>Value</b>	<b>Label</b>	<b>Cases</b>	<b>Percentage</b>
1	Yes	110	8.4%
2	No	1160	88.4%
9	Not specified	42	3.2%
Sysmiss		284	
<i>Warning: these figures indicate the number of cases found in the data file. They cannot be interpreted as summary statistics of the population of interest.</i>			
<b># A030S: Others (specify)</b>			
<b>Information</b>		[Type= discrete] [Format=character] [Missing=*]	
<b>Statistics [NW/ W]</b>		[Valid=99 /-] [Invalid=0 /-]	
<b>Value</b>	<b>Label</b>	<b>Cases</b>	<b>Percentage</b>
ALLIANCE EVANGELIQUE		1	1.0%
APPROJUBAAR		1	1.0%
ARCHIDIOCESE DE KIGALI		1	1.0%
ASBC ASSOCIATION SANS BUT LUCR		1	1.0%
ASOCIATION DES EXPORTATION		1	1.0%
ASS DES MICROFINANCI AU RWANDA		1	1.0%
ASSOCIATION DES		1	1.0%

# A030S: Others (specify)

Value	Label	Cases	Percentage
ENTREPRISES DU			
B.N.R BANKE NKURU Y'IGIHUGU		1	1.0%
BANKI NKURU Y'IGIHUGU		1	1.0%
BNR		4	4.0%
BNR,MINICOM		1	1.0%
CEPER		1	1.0%
CORAR		1	1.0%
CPR		1	1.0%
DIOCESE BUTARE		1	1.0%
FECOMIRWA		1	1.0%
FORUM FOR BORN AGAIN CHRCH RWD		1	1.0%
HIGH COURD IN PROCESS OF REGI		1	1.0%
ICPAR		1	1.0%
IHURIRO RY'AMAHOTEL YEMEWE		1	1.0%
IKIGO Y'UBUTAKA NA MINEJISTE		1	1.0%
IMIGRATION		1	1.0%
IMMIGRATION		2	2.0%
INAMANKURU Y'ITANGAZAM/		1	1.0%
INTERNATIONA		1	1.0%
ISHYIRAHAMW RY'ABUBATSI		1	1.0%
ISHYIRAHAMW RYA CAMPANIES		1	1.0%
ISHYRHMWE RY'AMAHURIRO YIGENGA		1	1.0%
ITORERO RYA ADPR		1	1.0%
ITRI MEMBER		1	1.0%
JOURNAL OFFICIEL		2	2.0%
JOURNAL OFFICIERL		1	1.0%
KURWEGO RW'IGIHUGU		2	2.0%
MEDIA HIGH COUNCIL		1	1.0%

**# A030S: Others (specify)**

Value	Label	Cases	Percentage
MEDIA HIGH COUNCIL		1	1.0%
MHC,RURA		1	1.0%
MIGRATION SERVICES		1	1.0%
MINALOC		18	18.2%
MINICOM		3	3.0%
MINICOM,RBS		1	1.0%
MINIJUST		4	4.0%
MINIJUSTE		1	1.0%
MININFRA		1	1.0%
MINISANTE		6	6.1%
MINISTERE DE LA SANTE		1	1.0%
MINISTERE Y'UBUTABERA		1	1.0%
MINISTRY OF HEALTH		1	1.0%
MTN GROUP		1	1.0%
MURI MINISANTE		1	1.0%
OGMR		1	1.0%
RAB		1	1.0%
RBS		1	1.0%
RIEPA		1	1.0%
RSSB		1	1.0%
RWAF		1	1.0%
STATUS LEGAL		2	2.0%
URUGAGA RW'AMADINI		2	2.0%
YANDISTE MU BIHA YIMANA		1	1.0%
amadini ya islam		1	1.0%
archidiocese de kigali		1	1.0%
immigration		1	1.0%
immigration emigration		1	1.0%
minisante		1	1.0%
ministeri y'ubutegetsi bw'igih		1	1.0%

*Warning: these figures indicate the number of cases found in the data file. They cannot be interpreted as summary statistics of the population of interest.*

**# A040: Please record the year of registration at highest level**

<b>Information</b>	[Type= discrete] [Format=numeric] [Range= 1925-9999] [Missing=*]
<b>Statistics [NW/ W]</b>	[Valid=1312 /-] [Invalid=284 /-]



# A040: Please record the year of registration at highest level

Value	Label	Cases	Percentage
1925		1	0.1%
1930		1	0.1%
1950		1	0.1%
1955		1	0.1%
1959		1	0.1%
1961		1	0.1%
1962		3	0.2%
1963		1	0.1%
1966		2	0.2%
1969		1	0.1%
1972		1	0.1%
1973		1	0.1%
1975		1	0.1%
1976		2	0.2%
1977		1	0.1%
1978		1	0.1%
1979		1	0.1%
1980		1	0.1%
1981		1	0.1%
1984		1	0.1%
1985		1	0.1%
1987		3	0.2%
1988		1	0.1%
1990		4	0.3%
1991		3	0.2%
1992		1	0.1%
1994		2	0.2%
1995		14	1.1%
1996		4	0.3%
1997		10	0.8%
1998		21	1.6%
1999		11	0.8%
2000		15	1.1%
2001		21	1.6%
2002		22	1.7%
2003		21	1.6%
2004		28	2.1%
2005		64	4.9%
2006		85	6.5%
2007		95	7.2%
2008		119	9.1%
2009		152	11.6%
2010		209	15.9%
2011		234	17.8%
2012		3	0.2%

<b># A040: Please record the year of registration at highest level</b>			
Value	Label	Cases	Percentage
9999	Not specified	145	11.1%
Sysmiss		284	
<i>Warning: these figures indicate the number of cases found in the data file. They cannot be interpreted as summary statistics of the population of interest.</i>			
<b># A040_INTER: Interval A040</b>			
<b>Information</b>	[Type= discrete] [Format=numeric] [Range= 1-9] [Missing=*]		
<b>Statistics [NW/ W]</b>	[Valid=1312 /-] [Invalid=284 /-]		
Value	Label	Cases	Percentage
1	2010-2012	446	34.0%
2	2007-2009	366	27.9%
3	2004-2006	177	13.5%
4	2001-2003	64	4.9%
5	1998-2000	47	3.6%
6	Below 1997	67	5.1%
9	Not specified	145	11.1%
Sysmiss		284	
<i>Warning: these figures indicate the number of cases found in the data file. They cannot be interpreted as summary statistics of the population of interest.</i>			
<b># A050: Please record Registration Number</b>			
<b>Information</b>	[Type= discrete] [Format=numeric] [Range= 0-999999999] [Missing=*]		
<b>Statistics [NW/ W]</b>	[Valid=1128 /-] [Invalid=468 /-]		
Value	Label	Cases	Percentage
999999999	Not specified		
<i>Warning: these figures indicate the number of cases found in the data file. They cannot be interpreted as summary statistics of the population of interest.</i>			
<b># A060: Is the establishment affiliated to an International. Organisation / MNC?</b>			
<b>Information</b>	[Type= discrete] [Format=numeric] [Range= 1-99] [Missing=*]		
<b>Statistics [NW/ W]</b>	[Valid=1312 /-] [Invalid=284 /-]		
Value	Label	Cases	Percentage
1	Yes	120	9.1%
2	No	1187	90.5%
99		5	0.4%
Sysmiss		284	
<i>Warning: these figures indicate the number of cases found in the data file. They cannot be interpreted as summary statistics of the population of interest.</i>			
<b># A070: Main activity 1</b>			
<b>Information</b>	[Type= discrete] [Format=character] [Missing=*]		
<b>Statistics [NW/ W]</b>	[Valid=1249 /-] [Invalid=0 /-]		
Value	Label	Cases	Percentage
ABAKORA ISUKU		1	0.1%
ABATAGE (KUBAGA INKA)		1	0.1%
ACCARCHEME!		1	0.1%
ACCOMMODAT & ROOMS		1	0.1%

# A070: Main activity 1

Value	Label	Cases	Percentage
ACCOMODATIC		5	0.4%
ACCOUNTING		1	0.1%
ACCOUITING		1	0.1%
ACURUZA UBUCONSHO		1	0.1%
ADPER IKORA UBUHINZI		1	0.1%
ADVERTISEMEN		1	0.1%
ADVITISMENT		1	0.1%
AGENSE EN DOUANE		1	0.1%
AGURISHA IBIKORESHO		1	0.1%
AIR TRANS		1	0.1%
AIR TRANSPORT		1	0.1%
AKABARI		3	0.2%
AKABARI K'INZOGA		1	0.1%
AKABARI KADANDAZA		1	0.1%
AKIMENTANTIC		1	0.1%
ALIMENTATION		1	0.1%
AMACUMBI		13	1.0%
AMAFARANGA ATURUKA KURI CREDIT		1	0.1%
AMATURO		1	0.1%
AMAVUBI		1	0.1%
ANALYSE MEDICAL		1	0.1%
APPLICATION OF SOFTWARE DVPT		1	0.1%
APPUIS TECHNIQUE ET FINANCIER		1	0.1%
ARCHITECHUR DISIGNING		1	0.1%
ASBL		1	0.1%
ASSOCIATION SANS BUT LUCRATIF		1	0.1%
ASSURANCE MALADIE		1	0.1%
AUDIT		1	0.1%
AUDITOR CPTBLE FISCALE		1	0.1%
BADANDAZA IBIKORESHO BY'UBWUBA		1	0.1%

# A070: Main activity 1

Value	Label	Cases	Percentage
BADANDAZA INKWETO		1	0.1%
BAKORA IMIGATI		1	0.1%
BANKING AND CREDIT		1	0.1%
BAR		9	0.7%
BAR & ICYOCYEZO		1	0.1%
BAR & RESTAURANT		1	0.1%
BAR & RESTO		1	0.1%
BAR RESTAURANT		2	0.2%
BAR YIBINYOBWA BYA BRALIRWA		1	0.1%
BAR&RESTO		1	0.1%
BAR- RESTAURENT		1	0.1%
BARADETAYA UBUKORIKORI		1	0.1%
BARADODA		1	0.1%
BARANGUZA AMAMESA N'IMYAKA		1	0.1%
BARARANGUZ/ BAKANADADA		1	0.1%
BIJOUTERIE		1	0.1%
BLACK TEA PEODUCTION		1	0.1%
BLACK TEA PRODUCTION		1	0.1%
BOUCHERIE		1	0.1%
BOULANGERIE		2	0.2%
BROADCASTING		1	0.1%
CAFE INTERNET		1	0.1%
CASINO(GAMING ACTIVITIES)		1	0.1%
CENTRE D'ACCEUIL		1	0.1%
CIMENT		1	0.1%
CLEANING		1	0.1%
CLEANING AGENCY		1	0.1%
CLEARING		2	0.2%
COFFEE SHOP		1	0.1%
COMMANDE KUGEMURIARA AMAHUGURWA		1	0.1%

# A070: Main activity 1

Value	Label	Cases	Percentage
COMMERCE DE DETAIL		1	0.1%
COMPTOIRE PHARMACEUTI		1	0.1%
COMPUTER TRAINING CENTER		1	0.1%
CONFIGURATIC SOFTWARE		1	0.1%
CONSTRUCTIO DES ROUTES		1	0.1%
CONSTRUCTIO		2	0.2%
CONSTRUCTIO DE BATIMENTS		1	0.1%
CONSTRUCTIO DES BATIMENT		1	0.1%
CONSTRUCTIO DES LIGNES ELECTR		1	0.1%
CONSTRUCTIO OF BUILDINGS		1	0.1%
CONSULTATION CULATIVE		1	0.1%
CONSULTANCE ET CONSTRUCTIO DE		1	0.1%
CONSULTANCY AUDIT AND TAX		1	0.1%
CONSULTATIO		12	1.0%
CONSULTATIO CURATIVE		1	0.1%
CONSULTATIO DES MALADES		1	0.1%
CONSULTATIO MEDICAL		1	0.1%
CONSULTATIO BW'ABANTU		1	0.1%
CONSULTATIO IMITI		1	0.1%
CONSULTION		1	0.1%
CONTRUCTION DE BATIMENT		1	0.1%
CONTRUCTION MOBILIER		1	0.1%
COUTURE		1	0.1%
CREDIT		2	0.2%
CREDIT A LONG ET A COURT TERME		1	0.1%

**# A070: Main activity 1**

Value	Label	Cases	Percentage
CUISINE		1	0.1%
CUNSLTANCY		1	0.1%
CYBER CAFE		1	0.1%
DECLARATION EN DOUANE		1	0.1%
DECORATION		1	0.1%
DEDOUANEME		3	0.2%
DEDUANEMEN		1	0.1%
DEFRISAGE		1	0.1%
DEFUSSAGE		1	0.1%
DENTALE MEDECINE		1	0.1%
DEPOT YA BRALIRWA,KUI		1	0.1%
DETAIL Y'INZOGA NA FANTA		1	0.1%
DEVELOPMENT OF CULTURE		1	0.1%
DEVELOPPEME		1	0.1%
DISTRIBUTEUR BRALIRWA		1	0.1%
DISTRIBUTEUR WA BRALIRWA		1	0.1%
DISTRIBUTION DES BOISSONS		1	0.1%
DRY CLEANER		1	0.1%
EDUCATION MU BANA		1	0.1%
ELECTRICAL ENGENEERS CONTRACTO		1	0.1%
ELECTRICAL INSTALLATION		1	0.1%
ENCADREMENT DES ENFANTS		1	0.1%
ENVIRNMENTA AWARENESS		1	0.1%
EPARGEN DES DEPOTS		1	0.1%
EPARGNE		1	0.1%
EPARGNE CREDIT		1	0.1%
EPARGNE ET CREDIT		1	0.1%
EPARGNET		1	0.1%
EPARGNET ET CREDIT		1	0.1%

**# A070: Main activity 1**

Value	Label	Cases	Percentage
ETUDE D'ENVIRONNEM		1	0.1%
ETUDE SURVEILLANCE		1	0.1%
ETUDES		1	0.1%
ETUDES DES PROJECTS		1	0.1%
EVANGELISATI		5	0.4%
EVENTS MANAGEMENT		1	0.1%
EXPLOITATION MINIERES		1	0.1%
FABRICATION ET COMMERCE TOBACC		1	0.1%
FAST MOVING CONSUMER GOODS		1	0.1%
FINANCE HUMAN RESOURCES		1	0.1%
FINANCE LES PROJECT		1	0.1%
FOOD		1	0.1%
FOOD AND DRINKS SERVICES		1	0.1%
FOOD SUPREMANAR		1	0.1%
FOOD&DRINKS		1	0.1%
FOREX BIREAN		1	0.1%
FOREX BUREAU		2	0.2%
FORMATION		1	0.1%
FOTOCOPIESE		1	0.1%
FOURNITURE ET INSTALLATION		1	0.1%
FUEL SELLING VENTE DE CARBURAN		1	0.1%
GARAGE		1	0.1%
GENERAL CONSTRUCTION WORKS		1	0.1%
GENERAL MEDECINE		1	0.1%
GEUST HOUSE		1	0.1%
GIVING FOOD AND DRINKS		1	0.1%
GRAPHIC DESIGN		1	0.1%

# A070: Main activity 1

Value	Label	Cases	Percentage
GUCUKURA AMABUYE YAGACIRO		2	0.2%
GUCUKURA NO KUGURISHA AMABUYE		1	0.1%
GUCUKURA WALFRAME		1	0.1%
GUCUMBIKIRA ABA CLIENT		1	0.1%
GUCUMBIKIRA ABAGENZI		2	0.2%
GUCUMBIKIRA ABANTU		7	0.6%
GUCUMBIKIRA ABANYESHURI		1	0.1%
GUCUMBIKIRA NO GUTEKA		1	0.1%
GUCUMBIKIRA NO KUGABURIRA ABAN		1	0.1%
GUCUNGA AMAVUTA		1	0.1%
GUCUNGA IBYO KURYA		1	0.1%
GUCUNGA PIECE ZIMODOKA		1	0.1%
GUCUNGA UMUTEKANO		1	0.1%
GUCURA IBIKORESHO BYO MU INGO		1	0.1%
GUCURAZA IBINYOBWA		1	0.1%
GUCURUZA		2	0.2%
GUCURUZA AKABARI		2	0.2%
GUCURUZA ALIMENTATION		1	0.1%
GUCURUZA AMABUYE Y'AGACIRO		1	0.1%
GUCURUZA AMACUMBI		1	0.1%
GUCURUZA AMAFARANGA		1	0.1%
GUCURUZA AMAPIKIPIKI		1	0.1%
GUCURUZA AMARANGI YO GUSIGA IN		1	0.1%



# A070: Main activity 1

Value	Label	Cases	Percentage
GUCURUZA AMAVUTA YA PETROLE		1	0.1%
GUCURUZA AMAVUTA YO KWISIGA		1	0.1%
GUCURUZA AMAVUTA(petro		1	0.1%
GUCURUZA CARBURANT		1	0.1%
GUCURUZA CASH POWER		1	0.1%
GUCURUZA COSTUME		1	0.1%
GUCURUZA DATAILLE		1	0.1%
GUCURUZA ESSANCE		1	0.1%
GUCURUZA ESSENCE		1	0.1%
GUCURUZA IBIJANYE NA QUINCALL		1	0.1%
GUCURUZA IBIKOMOKA KUBUHINZI		1	0.1%
GUCURUZA IBIKORESHO BY'UBWUBAT		6	0.5%
GUCURUZA IBIKORESHO BYO MUBIRO		1	0.1%
GUCURUZA IBIKORESHO BYUBWUBATS		1	0.1%
GUCURUZA IBINYAMAKUR		1	0.1%
GUCURUZA IBINYOBWA		9	0.7%
GUCURUZA IBINYOBWA BIPFUNDIKIY		1	0.1%
GUCURUZA IBINYOBWA BISEMBUYE		1	0.1%
GUCURUZA IBINYOBWA BITANDUKANY		1	0.1%
GUCURUZA IBINYOBWA BYA BRALIRW		2	0.2%
GUCURUZA IBINYOBWA BYA BRARIRW		1	0.1%

# A070: Main activity 1

Value	Label	Cases	Percentage
GUCURUZA IBINYOBWA MU KABARI		1	0.1%
GUCURUZA IBINYOBWA N'ICYOKEZO		1	0.1%
GUCURUZA IBINYOBWA NA BROCHETT		2	0.2%
GUCURUZA IBINYOBWA(BA		1	0.1%
GUCURUZA IBINYOBWA,IBI		1	0.1%
GUCURUZA IBINYOBWA,JU		1	0.1%
GUCURUZA IBINYOBWA[BA		1	0.1%
GUCURUZA IBIRBWA BIHIYE		1	0.1%
GUCURUZA IBIRIBWA		1	0.1%
GUCURUZA IBIRIBWA , IBINYOBWA		1	0.1%
GUCURUZA IBIRIBWA BITETSE		1	0.1%
GUCURUZA IBIRIBWA N'IBINYOBWA		2	0.2%
GUCURUZA IBIRYO		2	0.2%
GUCURUZA IBIRYO BIHIYE,BITETSI		1	0.1%
GUCURUZA IBIRYO BITETSE		1	0.1%
GUCURUZA IBRYO		1	0.1%
GUCURUZA IBYA LABO,REACTIF		1	0.1%
GUCURUZA IBYO KURYA		2	0.2%
GUCURUZA IBYOKURYA		1	0.1%
GUCURUZA IBYOKURYA NO KUNYWA		1	0.1%
GUCURUZA IBYUMA BYA MUZIKA		1	0.1%

# A070: Main activity 1

Value	Label	Cases	Percentage
GUCURUZA ICYAYI		1	0.1%
GUCURUZA IFU Y'IBIGORI		1	0.1%
GUCURUZA IKAWA		1	0.1%
GUCURUZA IKAWA NO KUYITUNGANY		1	0.1%
GUCURUZA IMIGATI		1	0.1%
GUCURUZA IMITI		4	0.3%
GUCURUZA IMITI NIBIGENDANYI NA		1	0.1%
GUCURUZA IMITI Y'AMATUNGO		1	0.1%
GUCURUZA IMITI YABANTU		1	0.1%
GUCURUZA IMPAPURO N'AMAKAYE		1	0.1%
GUCURUZA IMPAPURO,CAF		1	0.1%
GUCURUZA IMYAKA[KURA		1	0.1%
GUCURUZA IMYENDA		2	0.2%
GUCURUZA IMYENDA(AMA		1	0.1%
GUCURUZA INKWETO		1	0.1%
GUCURUZA INTERNET		1	0.1%
GUCURUZA INYAMA		3	0.2%
GUCURUZA INYAMA ZINKA		1	0.1%
GUCURUZA INYONGERAMU		1	0.1%
GUCURUZA INZOGA		9	0.7%
GUCURUZA INZOGA NA BROCHETTE		1	0.1%
GUCURUZA INZOGA NA FANTA		1	0.1%
GUCURUZA INZOGA ZIPFUNDIKIYE		1	0.1%

# A070: Main activity 1

Value	Label	Cases	Percentage
GUCURUZA ISABUNE BARANGUZA		1	0.1%
GUCURUZA KAWUNG,AMA B'ISIG		1	0.1%
GUCURUZA KUDANDAZA INZOGA		1	0.1%
GUCURUZA KUDANDAZA KW'IBYUMA		1	0.1%
GUCURUZA KURANGUZA IMITI		1	0.1%
GUCURUZA KURANGUZA UDUCONGO		1	0.1%
GUCURUZA MACHINE DE TR. PUBLIC		1	0.1%
GUCURUZA NO KURANGUZA INYAMA		1	0.1%
GUCURUZA OBJET D'ART		1	0.1%
GUCURUZA PETERORI		1	0.1%
GUCURUZA PETROLE/ FLUEL		1	0.1%
GUCURUZA PIECES		1	0.1%
GUCURUZA PIECES DE RECHANGES		1	0.1%
GUCURUZA QUINCAILLERII		1	0.1%
GUCURUZA RESTAURENT		1	0.1%
GUCURUZA SERVICES ZA BANK		1	0.1%
GUCURUZA TELEPHONES		1	0.1%
GUCURUZA TELEPHONES NA ACCESSO		1	0.1%
GUCURUZA UBUCONCO		1	0.1%
GUCURUZA UBUCONSHO		3	0.2%
GUCURUZA UBUNCOCO		1	0.1%
GUCURUZA,AC		1	0.1%

# A070: Main activity 1

Value	Label	Cases	Percentage
GUCURUZA,KU		1	0.1%
GUEST HOUSE		1	0.1%
GUFASHA ABANA		1	0.1%
GUFASHA ABANA GUSUBIRA MUMURO		1	0.1%
GUFASHA ABAPFAKAZI		1	0.1%
GUFASHA ABATISHOBOY		2	0.2%
GUFASHA AMASHYIRAH		1	0.1%
GUFATA NEZA IBIKORWA BY'AMAZI		1	0.1%
GUFOTORA		1	0.1%
GUFOTORA ABANTU N'IBINTU		1	0.1%
GUFOTORA CAMERA		1	0.1%
GUHANAGURA AMAFOTO		2	0.2%
GUHANAGURA IMYENDA		1	0.1%
GUHINGA IKAWA NO KUYITUNGANY		1	0.1%
GUHINGA UMUCERI		1	0.1%
GUHUGURA KURI BIBIRIYA		1	0.1%
GUHUGURA URUBYIRUKO		1	0.1%
GUHUNGA IKAWA		1	0.1%
GUKAMERA NO GUFOTORA		1	0.1%
GUKANIKA IMODOKA		2	0.2%
GUKANIKA MOTO		1	0.1%
GUKODESHA AMHEMA		1	0.1%
GUKODESHA IMYENDA Y'ABAGENI		1	0.1%
GUKORA AMA PLAN Y'AMAZU		1	0.1%

# A070: Main activity 1

Value	Label	Cases	Percentage
GUKORA AMABATI		1	0.1%
GUKORA AMAGODORA		1	0.1%
GUKORA AMAJEREKANI		1	0.1%
GUKORA AMAKARO YO KUBAKA		1	0.1%
GUKORA AMANDAZI		1	0.1%
GUKORA AMARANGI		1	0.1%
GUKORA AMASAFURIYA		1	0.1%
GUKORA AMATAFARI N'AMATEGURA		1	0.1%
GUKORA AMATIYO		1	0.1%
GUKORA CIMENT NO KUYIRANGUZA		1	0.1%
GUKORA IBIKORESHO BYA PLASTIC		1	0.1%
GUKORA IBINYOBWA		1	0.1%
GUKORA ICYAYI		1	0.1%
GUKORA IFU Y'IMYUMBATI		1	0.1%
GUKORA IFU Y'INGANO		1	0.1%
GUKORA IKAWA		1	0.1%
GUKORA IMIGATI		1	0.1%
GUKORA IMIGATI AMANDAZI NA KEK		1	0.1%
GUKORA IMIGATI N'AMANDAZI		1	0.1%
GUKORA IMITOBÉ		1	0.1%
GUKORA IMODOKA		5	0.4%
GUKORA IMYENDA Y'IBIRORI		1	0.1%
GUKORA INKWETO ZA PLASTIQUE		1	0.1%

**# A070: Main activity 1**

Value	Label	Cases	Percentage
GUKORA INTEBE		1	0.1%
GUKORA INTEBE N;UTUBATI		1	0.1%
GUKORA INTEBE MU MBAHO N'IBITA		1	0.1%
GUKORA INTEBE UTUBATI		1	0.1%
GUKORA INZOGA		1	0.1%
GUKORA ISUKARI MU BISHEKE		1	0.1%
GUKORA MATELAS		1	0.1%
GUKORA NO KUGURISHA CIMENT		1	0.1%
GUKORA NO KURANGUZA IMIGATI		1	0.1%
GUKORA NOGUSANA INKWETONIMIF		1	0.1%
GUKORA UBUVUGIZI BW'ABAMOTAF		1	0.1%
GUKORA UMUGATI		1	0.1%
GUKORERA ABANTU PUBLICITE		1	0.1%
GUKURA AMABUYE YO KUBAKA TUKAY		1	0.1%
GUKUSANYA NO KURANGUZA AMATA		1	0.1%
GUPAKIRA NO GUPAKURURA		1	0.1%
GUPAKIRANO GUPAKURURA CAISSE		1	0.1%
GUPFUKA ABARWAYI		1	0.1%
GUPIMA ABARWAYI,GU IMITI		1	0.1%
GURUZA IBIJYANYE N'ITUMANAHO		1	0.1%

# A070: Main activity 1

Value	Label	Cases	Percentage
GURUZA IBINYOBWA (AKABARI)		1	0.1%
GUSANA IMIHANDA		1	0.1%
GUSENGA		4	0.3%
GUSENGA NO GUFASHA ABANDI GUSE		1	0.1%
GUSENGA NO KUVUGA UBUTUMWA		1	0.1%
GUSENGA NO KWIGISHA IJAMBO		1	0.1%
GUSENGA NO KWIGISHA IJAMBO RY'		2	0.2%
GUSENGERA ABANTU		1	0.1%
GUSHESHA IBIGORI		1	0.1%
GUSIGA AMARANGE IMODOKA		1	0.1%
GUSOKOZA KUDEFIRIZA		1	0.1%
GUSOKOZA UMUSATSI W'ABAGORE		1	0.1%
GUSUDIRA		1	0.1%
GUSUDIRA IMODOKA		1	0.1%
GUSUKA NO KUDEFRIZA IMISATSI		1	0.1%
GUSUKA NO KUDEFURIZA		1	0.1%
GUSUZUMA		2	0.2%
GUSUZUMA ABARWAYI		5	0.4%
GUSUZUMA ABARWAYI NO KUVURA		1	0.1%
GUSUZUMA AMASO		1	0.1%
GUSUZUMA UBURWAYI BW'ABANTU		1	0.1%
GUSYA IBIGORI		1	0.1%
GUSYA IBIGORI BYUMYE		1	0.1%



# A070: Main activity 1

Value	Label	Cases	Percentage
GUTANGA AMAKURU		1	0.1%
GUTANGA IBIRYO BITETSE		1	0.1%
GUTANGA IBYOKURYA NOKUNYWA		1	0.1%
GUTANGA INGUZANYO		6	0.5%
GUTANGA INKA		1	0.1%
GUTANGA UBUFASHA KU BAMUGAYE		1	0.1%
GUTEKA IBIRIBWA		1	0.1%
GUTEKA IBIRYO		1	0.1%
GUTEKA NO KUGABURIRA ABANTU		1	0.1%
GUTERA INKUNGA PROJETS Z'INGAG		1	0.1%
GUTONORA KAWA		1	0.1%
GUTUNGANYA AMAZI		1	0.1%
GUTUNGANYA IBIKOMOKA KU MBUTO		1	0.1%
GUTUNGANYA ICYAYI		1	0.1%
GUTUNGANYA IKAWA		3	0.2%
GUTUNGANYA IKAWA IJYAMUMAHAN		1	0.1%
GUTUNGANYA IMISATSI		2	0.2%
GUTUNGANYA IMISATSI Y'ABAGORE		2	0.2%
GUTUNGANYA IMPU		1	0.1%
GUTUNGANYA KAWA		2	0.2%
GUTUNGANYA UMUSARURO W'IBIHING		1	0.1%
GUTWARA ABAGENZI KURI MOTO		1	0.1%

# A070: Main activity 1

Value	Label	Cases	Percentage
GUTWARA ABANTU		1	0.1%
GUTWARA IMIZIGO		1	0.1%
HAIR DRESSING		1	0.1%
HAIR TREATMENT		1	0.1%
HARDWARE OF BUSINESS		1	0.1%
HEAVY MACHINERY		1	0.1%
HOME APPLIANCE		1	0.1%
HOSPITALISATI		1	0.1%
HOTEL		1	0.1%
HOTEL BAR ET RESTAURANT		1	0.1%
HOTEL&RESTA		1	0.1%
HOTEL(AMACU		1	0.1%
HOTEL,LOGEM		1	0.1%
HUMANITARIA		1	0.1%
IBIGANIRO		1	0.1%
IBIKORWA BY'UBUHINZI BWA KAWA		1	0.1%
IBINYOBWA N'IBIRIBWA KUDANDAZA		1	0.1%
IBWIRIZA BUTUMWA		1	0.1%
IBWIRIZABUTU		2	0.2%
ICUMBI		1	0.1%
ICUMBI RY'ABIHAYE IMANA		1	0.1%
IDUKA RIRANGUZA		1	0.1%
IKIGO CY'UBUZIMA		1	0.1%
IKORANABUHA		1	0.1%
IMICUNGIRE Y'IBIZA		1	0.1%
IMPORT CEMENT AND SIMBA BRAND		1	0.1%
IMPORTATION DES MOTS		1	0.1%
IMPORTATION DES PNEUS		1	0.1%
IMPORTATION VEHICLE		1	0.1%

# A070: Main activity 1

Value	Label	Cases	Percentage
IMPORTATION & DESPR		1	0.1%
IMPRESSION YAMATIKE YIBITABO		1	0.1%
INDUSTRIE TUBES PLASTIQUES		1	0.1%
INGUZANYO		2	0.2%
INSTALLATION OF CAMERA		1	0.1%
INSTARATION DE MACHINE		1	0.1%
INYIGO		1	0.1%
INZUGI		1	0.1%
ISUKU N'ISUKURA		2	0.2%
IT INSTALLATION		1	0.1%
IT SERVICES LIKE SELLING		1	0.1%
ITANGAZAMAKA		1	0.1%
ITANGAZAMAKA MUKURWANYA		1	0.1%
ITORERO		1	0.1%
IVUGA BUTUMWA		4	0.3%
IVUGABUTUMWA		82	6.6%
IVUGABUTUMWA BWIMANA		1	0.1%
IVUGAUTUMWA		1	0.1%
IYAMAMAZABI		1	0.1%
IYOBOKAMANZA		1	0.1%
IYOGUZABUTU		5	0.4%
KIGURISHA IMBAHO		1	0.1%
KIZA AMAMODOKA		1	0.1%
KOGOSHA		8	0.6%
KOGOSHA UMUSATSI		1	0.1%
KOGOSHA ABAGABO		1	0.1%
KOGOSHA ABANTU		2	0.2%
KOGOSHA IMISATSI		1	0.1%
KOGOSHA UMUSATSI		1	0.1%
KOGOSHA UMUSATSI Y'ABAGABO		1	0.1%

# A070: Main activity 1

Value	Label	Cases	Percentage
KOGOSHA,GUS		1	0.1%
KOZA IBINYABIZIGA		1	0.1%
KU DETAILLANT IBICURUZWA BYA B		1	0.1%
KUBAGA INKA		1	0.1%
KUBAKA		2	0.2%
KUBAKA IMIHANDA		1	0.1%
KUBANDAZA AMATA Y'INKA		1	0.1%
KUBAZA		3	0.2%
KUBAZA IMBAHO		2	0.2%
KUBAZA INTEBE		1	0.1%
KUBIKA AMAFARANGA		1	0.1%
KUBIKA AMAFARANGA NO KUGURIZA		1	0.1%
KUBIKA AMAFARANGA YABANYAMUR		1	0.1%
KUBIKA NO KUGURIZA AMAFARANGA		1	0.1%
KUBITSA		5	0.4%
KUBITSA NO KUBIKURA		1	0.1%
KUBITSA NO KUGURIZA		3	0.2%
KUBITSA NO KUGURIZA ABAMEMBRE		1	0.1%
KUBITSA NO KUGURIZA ABATURAGE		1	0.1%
KUBITSA NO KUGURIZANYA		1	0.1%
KUBUMBA AMATAFARI		1	0.1%
KUBURANIRA ABANTU		1	0.1%
KUBUTSA NO KUGURIZA		1	0.1%
KUBWIRIZA		1	0.1%
KUBWIRIZA UBUTUMWA		3	0.2%

# A070: Main activity 1

Value	Label	Cases	Percentage
KUBWIRIZA UBUTUMWA BWIZA		2	0.2%
KUDANDAZA		7	0.6%
KUDANDAZA AMAMESA KAWUNGA IBIS		1	0.1%
KUDANDAZA AMARANGI,AM		1	0.1%
KUDANDAZA AMASAHANI N IBIKOMBE		1	0.1%
KUDANDAZA AMATA,FANTA		1	0.1%
KUDANDAZA BIERE NA FANTA		1	0.1%
KUDANDAZA IBIKORESHO BY'IBIRO		1	0.1%
KUDANDAZA IBIKORESHO BY'UMURIR		1	0.1%
KUDANDAZA IBIKORESHO BYO MU RU		1	0.1%
KUDANDAZA IBIKORESHO BYUBWUBAT		1	0.1%
KUDANDAZA IBIKORESHYO BYO MURU		1	0.1%
KUDANDAZA IBINYOBWA		3	0.2%
KUDANDAZA IBIRAYI		1	0.1%
KUDANDAZA IBIRIBWA		1	0.1%
KUDANDAZA IBIRIBWA NIBINYOBWA		1	0.1%
KUDANDAZA IBYUMA BY'AMAGARE		1	0.1%
KUDANDAZA IMITI		1	0.1%
KUDANDAZA IMITI,KUVURA ABANTU		1	0.1%
KUDANDAZA IMYAKA		1	0.1%
KUDANDAZA IMYENDA		2	0.2%

**# A070: Main activity 1**

Value	Label	Cases	Percentage
KUDANDAZA IMYENDA N'INKWETO		1	0.1%
KUDANDAZA INGWA,AMAKA		1	0.1%
KUDANDAZA INYONGERAMU		1	0.1%
KUDANDAZA INZOGA		3	0.2%
KUDANDAZA INZOGA ZIPFUNDIKIYE		1	0.1%
KUDANDAZA MU QUINCAILLERII		1	0.1%
KUDANDAZA NO KURANGUZA		1	0.1%
KUDANDAZA NO KURANGUZA INDOBO,		1	0.1%
KUDANDAZA PETROL		1	0.1%
KUDANDAZA PHONES NA ACCESSOIRE		1	0.1%
KUDANDAZA SHOE MATERIALS		1	0.1%
KUDANDAZA TISSUE		1	0.1%
KUDANDAZA UBUCONCO		2	0.2%
KUDANDAZA UBUCONSHO		1	0.1%
KUDANDAZA UBUTO,JUS, ISUKARI		1	0.1%
KUDANDAZA(P		1	0.1%
KUDEFIRIZA UMUSATSI		1	0.1%
KUDETAYA IMYENDA		1	0.1%
KUDETAYA UBUCONSHO		1	0.1%
KUDETAYA UMUCERI		1	0.1%
KUDODA		1	0.1%
KUDODA IMYAMBARO		1	0.1%
KUDODA IMYENDA		2	0.2%
KUDODERA ABANTU		1	0.1%

**# A070: Main activity 1**

Value	Label	Cases	Percentage
KUGABURA MURI RESTAURANT		1	0.1%
KUGABURIRA ABANTU		2	0.2%
KUGABURIRA ABANYESHURI		1	0.1%
KUGEMURA IMYAKA MURI PAM		1	0.1%
KUGIRA INAMA ABATUGANA		1	0.1%
KUGURA AMABUYE Y'AGACIRO		1	0.1%
KUGURA IBITUMBWA		1	0.1%
KUGURA NO KUBIKA UMUCELI		1	0.1%
KUGURANA KUGURISHA IMYAKA		1	0.1%
KUGURISHA		1	0.1%
KUGURISHA AMABABI YICYAYI		1	0.1%
KUGURISHA AMABUYE YAGACIRO		1	0.1%
KUGURISHA AMAMODOKA		1	0.1%
KUGURISHA AMASHANYAR		1	0.1%
KUGURISHA AMAZU		1	0.1%
KUGURISHA DETAIL AMAVUTA ARIBW		1	0.1%
KUGURISHA DISTRIBUTION ITABI		1	0.1%
KUGURISHA ESSENCE NA MAZUTU		1	0.1%
KUGURISHA IBIGO BY'AMASHURI IB		1	0.1%
KUGURISHA IBIKORESHO BYA PAPET		1	0.1%
KUGURISHA IBINYOBWA		1	0.1%

# A070: Main activity 1

Value	Label	Cases	Percentage
KUGURISHA IBINYOBWA (INZOGA)		1	0.1%
KUGURISHA IBIRETI/ Uruganda		1	0.1%
KUGURISHA IBYOKURYA		1	0.1%
KUGURISHA IBYUMA BYIMODOKA		1	0.1%
KUGURISHA IMITI		2	0.2%
KUGURISHA INYAMA CYARANGUYE		1	0.1%
KUGURISHA IT EQUIPEMENT		1	0.1%
KUGURISHA UMURIRO		1	0.1%
KUGURISHA UMUTOBE URI CONCENTR		1	0.1%
KUGURIZA ABANYAMURY		1	0.1%
KUGURIZA AMAFRANGA		1	0.1%
KUJYA INAMA ZO KWIRINDA INDWAR		1	0.1%
KUNGANIRA ABACURUZI CUSTOM		1	0.1%
KUNGANIRA ABACURUZI MURI GASUT		1	0.1%
KURAGUZA CAGUWA		1	0.1%
KURANGURA NO GUCURUZA AKABARI		1	0.1%
KURANGURA NO KUGURISHA		1	0.1%
KURANGUZA		1	0.1%
KURANGUZA IBIJYANYE NA PAPETER		1	0.1%
KURANGUZA IBIKORESHO PAPETERIE		1	0.1%
KURANGUZA IBIKORESHO/ KWA MUGAN		1	0.1%



# A070: Main activity 1

Value	Label	Cases	Percentage
KURANGUZA IBIKORESHO/ UBUKORIKO		1	0.1%
KURANGUZA IBINYOBWA		1	0.1%
KURANGUZA IBINYOBWA BYA BRALIR		1	0.1%
KURANGUZA IBINYOBWA BYA BRALRW		1	0.1%
KURANGUZA IBINYOBWA/ BRALIRWA		1	0.1%
KURANGUZA IBYA QUINCAILLERII		1	0.1%
KURANGUZA IMITI		1	0.1%
KURANGUZA IMPAPUROZA IMPRIMIER		1	0.1%
KURANGUZA INKWETO		1	0.1%
KURANGUZA INZOGA		3	0.2%
KURANGUZA KUDANAZA IBICURUZWA		1	0.1%
KURANGUZA NO KUDANAZA		1	0.1%
KURANGUZA NO KUDANAZA CIMENT		1	0.1%
KURANGUZA SKOL		1	0.1%
KURANGUZA TELEPHONE		1	0.1%
KURANGUZA UBUCONCO		2	0.2%
KURANYUZA IBINYOBWA FANTA		1	0.1%
KURWANYA SIDA NINGARUKA ZAYO		1	0.1%
KUVUGA UBUTUMWA		7	0.6%
KUVUGA UBUTUMWA BWIZA		1	0.1%
KUVUGA UBUTUMWA N'ISANAMITIM.		1	0.1%

# A070: Main activity 1

Value	Label	Cases	Percentage
KUVUGA UBUTUMWA NI GUFASHA		1	0.1%
KUVUNJA		1	0.1%
KUVUNJA AMAFARANGA		3	0.2%
KUVUNJA AMAFARANGA Y'UBWO KO B		1	0.1%
KUVUNJA AMAFRANGA		1	0.1%
KUVURA		9	0.7%
KUVURA ABANA N'UBUMUGA		1	0.1%
KUVURA ABANTU		6	0.5%
KUVURA ABARWAYI		1	0.1%
KUVURA ABARWAYI BATAHA		1	0.1%
KUVURA ABARWAYI BAZA KURI C.S		1	0.1%
KUVURA AMASO		1	0.1%
KUVURA BANTU TUKABAHA N'IMITI		1	0.1%
KUVURA INDWARA		2	0.2%
KUVURA INDWARA Z'ABANA		1	0.1%
KUVURA NO GUTANGA IMITI		1	0.1%
KUZIGAMA		1	0.1%
KUZIGAMA NO KUGURIZA		1	0.1%
KUZIGAMA NO KUGURIZA AMAFARANG		1	0.1%
KUZIGAMA NO KUGURIZA AMAFRANGA		1	0.1%
KWAKIRA ABANA AMAFRANGA Y'ISHU		1	0.1%
KWAKIRA ABANTU		1	0.1%

# A070: Main activity 1

Value	Label	Cases	Percentage
KWAMAMARIZ ABAFITE IBIKORWA		1	0.1%
KWAMAMAZA		1	0.1%
KWANDIKA KU BYAPA		1	0.1%
KWENGA INZOGA		2	0.2%
KWENGA NOKUGURISHA INZOGA		1	0.1%
KWENGA UMUTOBE W'INANASI		1	0.1%
KWENGA URWAGWA		1	0.1%
KWENGA URWAGWA RUPFUNDIKIYE		1	0.1%
KWENGA URWAGWAGW. NO KURANGUZA		1	0.1%
KWEREKANA UMUCO NYARWANDA		1	0.1%
KWEXPORTA IBYUBUKORIKO		1	0.1%
KWIGISHA		1	0.1%
KWIGISHA ABANTU BATISHOBOYE		1	0.1%
KWIGISHA IJAMBO RY'IMANA		7	0.6%
KWIGISHA IMYUGA		1	0.1%
KWIGISHA UBUMWE N'UBWIYUNGE		1	0.1%
KWITA KUBASAZA&AF		1	0.1%
KWITANGA KW'ABANYAMI		1	0.1%
KWOGOSHA		2	0.2%
KWOGOSHA IMISATSI		1	0.1%
KWOZA IMODOKA		1	0.1%
KWUBAKA		1	0.1%
KWUBAKA IMIHANDA		1	0.1%
LABORATOIRE		2	0.2%
LABORATORY SERVICE		1	0.1%

# A070: Main activity 1

Value	Label	Cases	Percentage
LEADER IN SALE,OFFRE FURNITURE		1	0.1%
LOCATION DES CHAMBRES		1	0.1%
LOCATION TENTE CHAISE HABITS		1	0.1%
LODGES		1	0.1%
LOGEMENET		1	0.1%
LOGEMENT		5	0.4%
LOGISTIC		1	0.1%
LOOFING,SHEE		1	0.1%
LOYER		1	0.1%
MAINTENANCE OF COMPUTER		1	0.1%
MANAGEMENT Y'INGANDA ZIBYAYI		1	0.1%
MANUFACTURI AND TRADING		1	0.1%
MANUFACTURI ECOPLASTIQUE PRO		1	0.1%
MANUFACTURI OF HYGIENIC PROD		1	0.1%
MANUFACTURI OF PAPER		1	0.1%
MANUFACTURI SOAPS		1	0.1%
MARKETING SERVICES		1	0.1%
MATERIELS DE COMMUNICATI		1	0.1%
MATERIELS DE CONSTRUCTION		1	0.1%
MECANIQUE AUTO		2	0.2%
MECANIQUE AUTOMOBILE		1	0.1%
MECANIQUE GENERALE		1	0.1%
MEDIA PUBLICATION		1	0.1%
MINERALS PRODUCTION AND SELLS		1	0.1%
MINI ALIMENTATION		1	0.1%

# A070: Main activity 1

Value	Label	Cases	Percentage
MOTORVEHICU BATTERIES SALES		1	0.1%
MUZIGAMA NO KUGURIZA		1	0.1%
NETWORKING		1	0.1%
NI ABIHAYE IMANA		1	0.1%
NI URUSENGERO		1	0.1%
NTA BIKORWA BIBYARA INYUNGU		1	0.1%
OUT CATERING		1	0.1%
PAPETERIE		2	0.2%
PEDICULE		1	0.1%
PHARMACIE		1	0.1%
PHARMACIE KUDANDAZA IMITI		1	0.1%
PHONE REPAIR		1	0.1%
PHOTO COPYING		1	0.1%
PHOTOCOPIE		1	0.1%
PHOTOCOPIE,IM		1	0.1%
PHOTOCOPIER		1	0.1%
PHOTOCOPIEUS		1	0.1%
PHOTOS EXPRESS&DISIC		1	0.1%
POTERIE		1	0.1%
PRINTING		2	0.2%
PRINTING AND EDITION		1	0.1%
PRITING IBITABO N'IBINDI		1	0.1%
PRODUCT BRANDING		1	0.1%
PRODUCTION MUSIQUE		1	0.1%
PRODUCTION DE BISCUITS		1	0.1%
PRODUCTION DE FIRM		1	0.1%
PRODUCTION DES FARINES		1	0.1%
PRODUCTION YA BLACK TEA		1	0.1%

# A070: Main activity 1

Value	Label	Cases	Percentage
PRODUIRE LES FILM		1	0.1%
PRODUITS		1	0.1%
PROPERTY MANAGEMENT		1	0.1%
PUBLICITE		1	0.1%
RADIO DIFFUSION		1	0.1%
REGEMENT		1	0.1%
REPAID &SUPPLY COMPUTER EQUIPM		1	0.1%
REPAIR OF FURNITURE HOME		1	0.1%
REPARATION D MACHINES ELECTRO.		1	0.1%
REPARATION DE TELEPHONE,CC		1	0.1%
REPARATION DES INSTRUMENTS		1	0.1%
REPRESENTATI DE SOCIETE COMM		1	0.1%
RESEACH		1	0.1%
RESEACHER		1	0.1%
RESEARCH ON MAUNTAIN GORILLAS		1	0.1%
RESTAURANT		24	1.9%
RESTAURANT BAR		4	0.3%
RESTAURANT GUTEKA NO GUCURUZA		1	0.1%
RESTAURANT SOIR		1	0.1%
RESTAURANT YIBIRIBWA NOKUNYWA		1	0.1%
RESTAURANT& DE NUIT		1	0.1%
RESTAURANT(F		1	0.1%
RESTAURATION		3	0.2%
RESTAURENT		4	0.3%
RESTAURENT (KUGURISHA IBIRYO)		1	0.1%
RESTAURETION		1	0.1%
RESTO - BAR		1	0.1%

# A070: Main activity 1

Value	Label	Cases	Percentage
RESTO BAR		1	0.1%
RESTO-BAR		3	0.2%
RESTO-CAFE		1	0.1%
RESTSURANT GUCURA IBYOKURYA		1	0.1%
RETAIL MERCHANDISE		1	0.1%
RETAIL SALE IN NON SPECIALIZED		1	0.1%
RSTAURANT,B/		1	0.1%
SALE ELECTRICITY MATERIALS		1	0.1%
SALE MEAT		1	0.1%
SALING SCAN		1	0.1%
SALLE[CONFER		1	0.1%
SAUNA MASSAGE		1	0.1%
SAVING		1	0.1%
SAVINGS		1	0.1%
SECRETARIAT PUBLIQUE		1	0.1%
SECURITY		1	0.1%
SECURITY SERVICES		1	0.1%
SELL PAMPERS		1	0.1%
SERVICE D'ASSURANCE		1	0.1%
SERVICE DE HOTEL		1	0.1%
SERVICE DE HOTELERIE		1	0.1%
SERVICE DE SANTE HUMAINE		1	0.1%
SERVICE DE TRANSPORT DES PERSONNES		1	0.1%
SERVICES CONSULTANAY		1	0.1%
SHARING SKILLS		1	0.1%
SOCALLO		1	0.1%
SOINS MEDICAUX		1	0.1%
SOUDILLE		1	0.1%
SOUDURE		2	0.2%
SPECIAL EDUCATION		1	0.1%

**# A070: Main activity 1**

Value	Label	Cases	Percentage
TO MENTALLY			
SPORT		1	0.1%
STOCK TRAINING		1	0.1%
SUKU PAPER WORKS		1	0.1%
SUPERMAKET		1	0.1%
SUPERMARKET		1	0.1%
SUPPORT RURAL DEVELOPMENT		1	0.1%
TALLARING		1	0.1%
TANK(PVC)		1	0.1%
TELECOMMUNI		1	0.1%
TEXTILE MANUFACTOR'		1	0.1%
THE WHOLES OF IT AND ELECTRICS		1	0.1%
THEY SELL LUBRIFIANTS		1	0.1%
TO SELL PRODUCTS FOR SANITATIO		1	0.1%
TRADING FINANCIAL INSTRUMENTS		1	0.1%
TRADING SUPER MARKET		1	0.1%
TRAININGS AND CONSULTANCE IN M		1	0.1%
TRANSPORT		10	0.8%
TRANSPORT DE COURRIERS		1	0.1%
TRANSPORT DU PERSONNEL		1	0.1%
TRANSPORT PUBLIC		1	0.1%
TUGURISHA IMYENDA YA BAGABO		1	0.1%
UBUBAJI		3	0.2%
UBUCONCO BW'IBIKORESHI SHULI		1	0.1%
UBUCONCO BW'IBIRIBWA&		1	0.1%



# A070: Main activity 1

Value	Label	Cases	Percentage
UBUCURUZI		5	0.4%
UBUCURUZI BUDANDAZA		1	0.1%
UBUCURUZI BW'AMABUYE Y'AGACIRO		1	0.1%
UBUCURUZI BW'AMAFARAN		1	0.1%
UBUCURUZI BW'AMATA N'IMIGATI		1	0.1%
UBUCURUZI BW'IBIKORESH		1	0.1%
UBUCURUZI BW'IBIKORESH SPORT		1	0.1%
UBUCURUZI BW'IBIKORESH MU RUG		1	0.1%
UBUCURUZI BW'IBINYOBWA		4	0.3%
UBUCURUZI BW'IBIRIBWA		2	0.2%
UBUCURUZI BW'IBIRIBWA IBIRAYI		1	0.1%
UBUCURUZI BW'IBYUMA BY'IMODOKA		1	0.1%
UBUCURUZI BW'IBYUMA BYUBAKA		1	0.1%
UBUCURUZI BW'IMBWA		1	0.1%
UBUCURUZI BW'IMYAKA		1	0.1%
UBUCURUZI BW'IMYAMBAR		1	0.1%
UBUCURUZI BW'IMYENDA		2	0.2%
UBUCURUZI BW'IMYENDA Y'ABANA		1	0.1%
UBUCURUZI BW'INYAMA		2	0.2%
UBUCURUZI BW'INZOGA		1	0.1%
UBUCURUZI BW'ISUKARI		1	0.1%
UBUCURUZI BWA QUINCAILLEUR		1	0.1%
UBUCURUZI BWA SPARE PARTS		1	0.1%

# A070: Main activity 1

Value	Label	Cases	Percentage
UBUCURUZI BWA TELEPHONE		2	0.2%
UBUCURUZI BWA TISSUE		1	0.1%
UBUCURUZI BWAMABUYE YAGACIRO		1	0.1%
UBUCURUZI BWI INZOGA ZISEMBUYE		1	0.1%
UBUCURUZI BWIBIKORESHO		1	0.1%
UBUCURUZI BWIBIKORESHO BYOMUBI		1	0.1%
UBUCURUZI BWIGANJEMO IBIRIBWA		1	0.1%
UBUCURUZI BWITABI		1	0.1%
UBUCURUZI BWO KUDANDAZA		1	0.1%
UBUCURUZI MU KUDANDAZA		1	0.1%
UBUDANDAZI BWINYAMA		1	0.1%
UBUDANDAZI MURI BOUTIQUE		1	0.1%
UBUDANDAZI UMYUNYU ISUKARI		1	0.1%
UBUDONDOZI BWA SUPERMARKET		1	0.1%
UBUDOZI		1	0.1%
UBUHINZI		2	0.2%
UBUHINZI BW'IBIGOLI		1	0.1%
UBUHINZI BW'IKAWA		1	0.1%
UBUHINZI BW'IKININI		1	0.1%
UBUHINZI BW'UMUCELI		1	0.1%
UBUHINZI BW'UMUCERI IBIGORI IB		1	0.1%
UBUHINZI BW'URUTOKI		1	0.1%
UBUHINZI SOYA ,MAIZE,H		1	0.1%

**# A070: Main activity 1**

Value	Label	Cases	Percentage
UBUJYANAMA MUBWISHINGI		1	0.1%
UBUKANISHI BW'AMAMODO		1	0.1%
UBUKANISHI BW'IBINYABIZI		1	0.1%
UBUKANISHI BW'IMODOKA		1	0.1%
UBUKODE BW'INZU		1	0.1%
UBUKORIKORI		1	0.1%
UBUNDANDAZI BW'IBINTU ALIMENTA		1	0.1%
UBUTESTI(RES' ICIRIRITSE		1	0.1%
UBUVUZI		6	0.5%
UBUVUZI BW'ABANTU		3	0.2%
UBUVUZI BW'AMATUNGU		1	0.1%
UBUVUZI BW'IBANZE		2	0.2%
UBUVUZI BW'INDWARA		1	0.1%
UBUVUZI BWA CENTRE DE SANTE		1	0.1%
UBUVUZI CENTRE DE SANTE		1	0.1%
UBWIKOREZI		1	0.1%
UBWISHINGIZI		1	0.1%
UBWISHINGIZI BWUBUZIMA NIBINTU		1	0.1%
UBWUBATSI		3	0.2%
UBWUBATSI BW'AMAGOROF		1	0.1%
UBWUBATSI BW'AMAZI		1	0.1%
UBWUBATSI BW'AMAZU		1	0.1%
UBWUBATSI BW'AMAZU,IMI		1	0.1%
UBWUBATSI BW'IMIHANDA		1	0.1%
UMUCURUZI UDANDAZA		1	0.1%
UMURYANGO UDAHARANIRA INYUNGU		1	0.1%
URUSENGERO		1	0.1%

**# A070: Main activity 1**

Value	Label	Cases	Percentage
USINE HUYE MINERAL WATER		1	0.1%
UVUGABUTUM		1	0.1%
UVUGABUTUM UBUREZI		1	0.1%
VENDRE LES MATERIELS INFORMATI		1	0.1%
VENDRE LES OBJETS DE PAPETERIE		1	0.1%
VENTE DE PRODUIT PETROLIER		1	0.1%
VENTE DE PRODUITS COSMETIQUE		1	0.1%
VENTE DES MEDICAMENTS		1	0.1%
VENTE DES VEHICULES		1	0.1%
VENTES EN GROS		1	0.1%
WHOLE SALES RITEN ELECTRONICS		1	0.1%
accomation		1	0.1%
amacumbi		3	0.2%
bacuruza imiti yabantu badanda		1	0.1%
bakodesha imywenda yabageni		1	0.1%
bar resto		1	0.1%
chambre		1	0.1%
conservation reseach		1	0.1%
consultance		1	0.1%
consultancy		1	0.1%
electronics system		1	0.1%
encadrement des enfants		1	0.1%
entretien &reparation de vehic		1	0.1%
epargne		1	0.1%
evangelisation		1	0.1%
exportation minerais		1	0.1%
faire des projects pour avoir		1	0.1%

**# A070: Main activity 1**

Value	Label	Cases	Percentage
food security		1	0.1%
gucumbikira abantu		1	0.1%
gucumbikira abantu muri hotel		1	0.1%
gucunga umutekano		1	0.1%
gucuruza detail		1	0.1%
gucuruza essence		1	0.1%
gucuruza imbaho		1	0.1%
gucuruza imyenda		1	0.1%
gucuruza inkweto detail		1	0.1%
gucuruza inzoga		1	0.1%
gukorera abantu transportation		1	0.1%
guruza		1	0.1%
gusana imodoka		1	0.1%
gutanga ubufasha mu by'amatege		1	0.1%
gutanga uburezi bw'amashuri		1	0.1%
gutunganya ikowa z'ibitumbwe		1	0.1%
gutwara abagenzi		1	0.1%
hotel		1	0.1%
iduka ryiganjemo ibiribwa		1	0.1%
ikigo gifasha imphubyi		1	0.1%
importation des vehicules/moto		1	0.1%
inyigo za project ubwubatsi		1	0.1%
ivugabutumwa		1	0.1%
kubakira abantu		1	0.1%
kubika		2	0.2%
kudandaza		1	0.1%
kudandaza gucuruza imyenda		1	0.1%
kudandaza ibikoresho		1	0.1%
kudeduwana ibicuruzwa bivuye h		1	0.1%

### # A070: Main activity 1

Value	Label	Cases	Percentage
kugaburira abantu		1	0.1%
kugurisha amamodoka		1	0.1%
kugurisha amavuta		1	0.1%
kugurisha ibikoresho		1	0.1%
kurangura imbaho		1	0.1%
kuranguza		1	0.1%
kuranguza ubuconsha buzajyamo		1	0.1%
kuvuga ubutumwa		1	0.1%
kuvura abarwayi		2	0.2%
ntabyo		1	0.1%
pharmacie		1	0.1%
rapid expansin of antiretrovir		1	0.1%
sale de formation		1	0.1%
service medical		1	0.1%
supply food staff		1	0.1%
transport y'abantu n'ibintu		1	0.1%
transport yabantu nibintu		1	0.1%
ubucuruzi		1	0.1%
ubucuruzi bwibiribwa		1	0.1%
ubumwe n'ubwiyunge (ivugabutum		1	0.1%
ubuvuzi		1	0.1%
vendre du bois		1	0.1%

Warning: these figures indicate the number of cases found in the data file. They cannot be interpreted as summary statistics of the population of interest.

### # A070S: ISIC 1

<b>Information</b>	[Type= discrete] [Format=numeric] [Range= 111-9999] [Missing=*]		
<b>Statistics [NW/ W]</b>	[Valid=1596 /-] [Invalid=0 /-]		
Value	Label	Cases	Percentage
111	Growing of cereals (except rice), leguminous crops and oil s	2	0.1%
112	Growing of rice	3	0.2%
113	Growing of vegetables and melons, roots and tubers	3	0.2%
114	Growing of sugar cane	0	
115	Growing of tobacco	0	
116	Growing of fibre crops	0	
119	Growing of other non-perennial crops	0	

**# A070S: ISIC 1**

Value	Label	Cases	Percentage
121	Growing of grapes	0	
122	Growing of tropical and subtropical fruits	0	
123	Growing of citrus fruits	0	
124	Growing of pome fruits and stone fruits	0	
125	Growing of other tree and bush fruits and nuts	0	
126	Growing of oleaginous fruits	0	
127	Growing of beverage crops	8	0.5%
128	Growing of spices, aromatic, drug and pharmaceutical crops	0	
129	Growing of other perennial crops	0	
130	Plant propagation	0	
141	Raising of cattle and buffaloes	0	
142	Raising of horses and other equines	0	
143	Raising of camels and camelids	0	
144	Raising of sheep and goats	0	
145	Raising of swine/pigs	0	
146	Raising of poultry	0	
149	Raising of other animals	1	0.1%
150	Mixed farming	0	
161	Support activities for crop production	0	
162	Support activities for animal production	0	
163	Post-harvest crop activities	3	0.2%
164	Seed processing for propagation	0	
170	Hunting, trapping and related service activities	0	
210	Silviculture and other forestry activities	1	0.1%
220	Logging	0	
230	Gathering of non-wood forest products	0	
240	Support services to forestry	0	
310	Marine fishing	0	
312	Freshwater fishing	0	
321	Marine aquaculture	0	
322	Freshwater aquaculture	0	
510	Mining of hard coal	0	
520	Mining of lignite	0	
610	Extraction of crude petroleum	0	
620	Extraction of natural gas	0	
710	Mining of iron ores	0	
721	Mining of uranium and thorium ores	0	
729	Mining of other non-ferrous metal ores	5	0.3%
810	Quarrying of stone, sand and clay	1	0.1%
821	Office administrative and support activities	0	
891	Mining of chemical and fertilizer minerals	1	0.1%
892	Extraction of peat	0	
893	Extraction of salt	0	
899	Other mining and quarrying n.e.c.	2	0.1%
910	Support activities for petroleum and natural gas extraction	0	

**# A070S: ISIC 1**

Value	Label	Cases	Percentage
990	Support activities for other mining and quarrying	0	
1010	Processing and preserving of meat	3	0.2%
1020	Processing and preserving of fish, crustaceans and molluscs	0	
1030	Processing and preserving of fruit and vegetables	0	
1040	Manufacture of vegetable and animal oils and fats	0	
1050	Manufacture of dairy products	1	0.1%
1061	Manufacture of grain mill products	7	0.4%
1062	Manufacture of starches and starch products	0	
1071	Manufacture of bakery products	9	0.6%
1072	Manufacture of sugar	0	
1073	Manufacture of cocoa, chocolate and sugar confectionery	1	0.1%
1074	Manufacture of macaroni, noodles, couscous and similar farin	0	
1075	Manufacture of prepared meals and dishes	0	
1079	Manufacture of other food products n.e.c.	12	0.8%
1080	Manufacture of prepared animal feeds	0	
1101	Distilling, rectifying and blending of spirits	0	
1102	Manufacture of wines	2	0.1%
1103	Manufacture of malt liquors and malt	4	0.3%
1104	Manufacture of soft drinks; production of mineral waters an	3	0.2%
1200	Manufacture of tobacco products	0	
1311	Preparation and spinning of textile fibres	1	0.1%
1312	Weaving of textiles	0	
1313	Finishing of textiles	0	
1391	Manufacture of knitted and crocheted fabrics	0	
1392	Manufacture of made-up textile articles, except apparel	0	
1393	Manufacture of carpets and rugs	0	
1394	Manufacture of cordage, rope, twine and netting	0	
1399	Manufacture of other textiles n.e.c.	0	
1410	Manufacture of wearing apparel, except fur apparel	0	
1420	Manufacture of articles of fur	0	
1430	Manufacture of knitted and crocheted apparel	0	
1511	Tanning and dressing of leather; dressing and dyeing of fur	1	0.1%
1512	Manufacture of luggage, handbags and the like, saddlery and	0	
1520	Manufacture of footwear	1	0.1%
1610	Sawmilling and planing of wood	10	0.6%
1621	Manufacture of veneer sheets and wood-based panels	0	
1622	Manufacture of builders' carpentry and joinery	0	
1623	Manufacture of wooden containers	0	
1629	Manufacture of other products of wood; manufacture of articl	0	
1701	Manufacture of pulp, paper and paperboard	0	
1702	Manufacture of corrugated paper and paperboard and of conta	0	
1709	Manufacture of other articles of paper and paperboard	0	
1811	Printing	4	0.3%
1812	Service activities related to printing	2	0.1%
1820	Reproduction of recorded media	0	



**# A070S: ISIC 1**

Value	Label	Cases	Percentage
1910	Manufacture of coke oven products	0	
1920	Manufacture of refined petroleum products	0	
2011	Manufacture of basic chemicals	0	
2012	Manufacture of fertilizers and nitrogen compounds	0	
2013	Manufacture of plastics and synthetic rubber in primary form	1	0.1%
2021	Manufacture of pesticides and other agrochemical products	0	
2022	Manufacture of paints, varnishes and similar coatings, print	1	0.1%
2023	Manufacture of soap and detergents, cleaning and polishing p	3	0.2%
2029	2029 Manufacture of other chemical products n.e.c.	1	0.1%
2030	Manufacture of man-made fibres	0	
2100	Manufacture of pharmaceuticals, medicinal chemical and botan	0	
2211	Manufacture of rubber tyres and tubes; retreading and rebui	0	
2219	2219 Manufacture of other rubber products	2	0.1%
2220	Manufacture of plastics products	4	0.3%
2310	Manufacture of glass and glass products	0	
2391	Manufacture of refractory products	0	
2392	Manufacture of clay building materials	3	0.2%
2393	Manufacture of other porcelain and ceramic products	1	0.1%
2394	Manufacture of cement, lime and plaster	3	0.2%
2395	Manufacture of articles of concrete, cement and plaster	0	
2396	Cutting, shaping and finishing of stone	0	
2399	Manufacture of other non-metallic mineral products n.e.c.	1	0.1%
2410	Manufacture of basic iron and steel	0	
2420	Manufacture of basic precious and other non-ferrous metals	0	
2431	Casting of iron and steel	0	
2432	Casting of non-ferrous metals	0	
2511	Manufacture of structural metal products	2	0.1%
2512	Manufacture of tanks, reservoirs and containers of metal	0	
2513	Manufacture of steam generators, except central heating hot	0	
2520	Manufacture of weapons and ammunition	0	
2591	Forging, pressing, stamping and roll-forming of metal; powd	2	0.1%
2592	Treatment and coating of metals; machining	2	0.1%
2593	Manufacture of cutlery, hand tools and general hardware	0	
2599	Manufacture of other fabricated metal products n.e.c.	3	0.2%
2610	Manufacture of electronic components and boards	0	
2620	Manufacture of computers and peripheral equipment	0	
2630	Manufacture of communication equipment	0	
2640	Manufacture of consumer electronics	0	
2651	Manufacture of measuring, testing, navigating and control eq	0	
2660	Manufacture of irradiation, electromedical and electrotherap	0	
2670	Manufacture of optical instruments and photographic equipmen	0	
2680	Manufacture of magnetic and optical media	0	
2710	Manufacture of electric motors, generators, transformers and	0	
2720	Manufacture of batteries and accumulators	0	
2731	Manufacture of fibre optic cables	0	

**# A070S: ISIC 1**

Value	Label	Cases	Percentage
2732	Manufacture of other electronic and electric wires and cable	0	
2733	Manufacture of wiring devices	0	
2740	Manufacture of electric lighting equipment	0	
2750	Manufacture of domestic appliances	0	
2790	Manufacture of other electrical equipment	0	
2811	Manufacture of engines and turbines, except aircraft, vehicl	0	
2812	Manufacture of fluid power equipment	0	
2813	Manufacture of other pumps, compressors, taps and valves	0	
2814	Manufacture of bearings, gears, gearing and driving elements	0	
2815	Manufacture of ovens, furnaces and furnace burners	0	
2816	Manufacture of lifting and handling equipment	0	
2817	Manufacture of office machinery and equipment (except comput	0	
2818	Manufacture of power-driven hand tools	0	
2819	Manufacture of other general-purpose machinery	0	
2821	Manufacture of agricultural and forestry machinery	0	
2822	Manufacture of metal-forming machinery and machine tools	0	
2823	Manufacture of machinery for metallurgy	0	
2824	Manufacture of machinery for mining, quarrying and construct	0	
2825	Manufacture of machinery for food, beverage and tobacco proc	0	
2826	Manufacture of machinery for textile, apparel and leather pr	0	
2829	Manufacture of other special-purpose machinery	0	
2910	Manufacture of motor vehicles	0	
2920	Manufacture of bodies (coachwork) for motor vehicles; manufa	0	
2930	Manufacture of parts and accessories for motor vehicles	0	
3011	Building of ships and floating structures	0	
3012	Building of pleasure and sporting boats	0	
3020	Manufacture of railway locomotives and rolling stock	0	
3030	Manufacture of air and spacecraft and related machinery	0	
3040	Manufacture of military fighting vehicles	0	
3091	Manufacture of motorcycles	0	
3092	Manufacture of bicycles and invalid carriages	0	
3099	Manufacture of other transport equipment n.e.c.	0	
3100	Manufacture of furniture	10	0.6%
3211	Manufacture of jewellery and related articles	0	
3212	Manufacture of imitation jewellery and related articles	0	
3220	Manufacture of musical instruments	0	
3230	Manufacture of sports goods	0	
3240	Manufacture of games and toys	0	
3250	Manufacture of medical and dental instruments and supplies	0	
3290	Other manufacturing n.e.c.	0	
3311	Repair of fabricated metal products	1	0.1%
3312	Repair of machinery	1	0.1%
3313	Repair of electronic and optical equipment	1	0.1%
3314	Repair of electrical equipment	0	
3315	Repair of transport equipment, except motor vehicles	1	0.1%

**# A070S: ISIC 1**

Value	Label	Cases	Percentage
3319	Repair of other equipment	1	0.1%
3320	Installation of industrial machinery and equipment	0	
3510	Electric power generation, transmission and distribution	5	0.3%
3520	Manufacture of gas; distribution of gaseous fuels through ma	0	
3530	Steam and air conditioning supply	0	
3600	Water collection, treatment and supply	2	0.1%
3700	Sewerage	0	
3811	Collection of non-hazardous waste	0	
3812	Collection of hazardous waste	0	
3821	Treatment and disposal of non-hazardous waste	0	
3822	Treatment and disposal of hazardous waste	0	
3830	Materials recovery	0	
3900	Remediation activities and other waste management services	0	
4100	Construction of buildings	18	1.1%
4210	Construction of roads and railways	5	0.3%
4220	Construction of utility projects	0	
4290	Construction of other civil engineering projects	1	0.1%
4311	Demolition	0	
4312	Site preparation	0	
4321	Electrical installation	3	0.2%
4322	Plumbing, heat and air-conditioning installation	0	
4329	Other construction installation	0	
4330	Building completion and finishing	1	0.1%
4390	Other specialized construction activities	1	0.1%
4510	Sale of motor vehicles	6	0.4%
4520	Maintenance and repair of motor vehicles	22	1.4%
4530	Sale of motor vehicle parts and accessories	5	0.3%
4540	Sale, maintenance and repair of motorcycles and related part	3	0.2%
4610	Wholesale on a fee or contract basis	1	0.1%
4620	Wholesale of agricultural raw materials and live animals	1	0.1%
4630	Wholesale of food, beverages and tobacco	34	2.1%
4641	Wholesale of textiles, clothing and footwear	3	0.2%
4649	Wholesale of other household goods	7	0.4%
4651	Wholesale of computers, computer peripheral equipment and so	2	0.1%
4652	Wholesale of electronic and telecommunications equipment and	2	0.1%
4653	Wholesale of agricultural machinery, equipment and supplies	0	
4659	Wholesale of other machinery and equipment	0	
4661	Wholesale of solid, liquid and gaseous fuels and related pr	5	0.3%
4662	Wholesale of metals and metal ores	4	0.3%
4663	Wholesale of construction materials, hardware, plumbing and	7	0.4%
4669	4669 Wholesale of waste and scrap and other products n.e.c.	1	0.1%
4690	Non-specialized wholesale trade	1	0.1%
4711	Retail sale in non-specialized stores with food, beverages o	27	1.7%
4719	4719 Other retail sale in non-specialized stores	18	1.1%
4721	Retail sale of food in specialized stores	26	1.6%

**# A070S: ISIC 1**

Value	Label	Cases	Percentage
4722	Retail sale of beverages in specialized stores	8	0.5%
4723	Retail sale of tobacco products in specialized stores	1	0.1%
4730	Retail sale of automotive fuel in specialized stores	12	0.8%
4741	Retail sale of computers, peripheral units, software and tel	12	0.8%
4742	Retail sale of audio and video equipment in specialized stor	0	
4751	Retail sale of textiles in specialized stores	7	0.4%
4752	Retail sale of hardware, paints and glass in specialized sto	22	1.4%
4753	Retail sale of carpets, rugs, wall and floor coverings in sp	0	
4759	Retail sale of electrical household appliances, furniture,	11	0.7%
4761	Retail sale of books, newspapers and stationary in specializ	15	0.9%
4762	Retail sale of music and video recordings in specialized st	1	0.1%
4763	Retail sale of sporting equipment in specialized stores	2	0.1%
4764	Retail sale of games and toys in specialized stores	0	
4771	Retail sale of clothing, footwear and leather articles in sp	11	0.7%
4772	Retail sale of pharmaceutical and medical goods, cosmetic an	24	1.5%
4773	4773 Other retail sale of new goods in specialized stores	6	0.4%
4774	Retail sale of second-hand goods	1	0.1%
4781	Retail sale via stalls and markets of food, beverages and to	0	
4782	Retail sale via stalls and markets of textiles, clothing and	1	0.1%
4789	Retail sale via stalls and markets of other goods	0	
4791	Retail sale via mail order houses or via Internet	0	
4799	Other retail sale not in stores, stalls or markets	1	0.1%
4911	Passenger rail transport, interurban	0	
4912	Freight rail transport	0	
4921	Urban and suburban passenger land transport	4	0.3%
4922	Other passenger land transport	13	0.8%
4923	Freight transport by road	4	0.3%
4930	Transport via pipeline	0	
5011	Sea and coastal passenger water transport	0	
5012	Sea and coastal freight water transport	0	
5021	Inland passenger water transport	1	0.1%
5022	Inland freight water transport	0	
5110	Passenger air transport	3	0.2%
5120	Freight air transport	0	
5210	Warehousing and storage	1	0.1%
5221	Service activities incidental to land transportation	1	0.1%
5222	Service activities incidental to water transportation	0	
5223	Service activities incidental to air transportation	0	
5224	Cargo handling	1	0.1%
5229	Other transportation support activities	2	0.1%
5310	Postal activities	1	0.1%
5320	Courier activities	1	0.1%
5510	Short term accommodation activities	61	3.8%
5520	Camping grounds, recreational vehicle parks and trailer park	0	
5590	Other accommodation	2	0.1%

**# A070S: ISIC 1**

Value	Label	Cases	Percentage
5610	Restaurants and mobile food service activities	86	5.4%
5621	Event catering	4	0.3%
5629	Other food service activities	0	
5630	Beverage serving activities	78	4.9%
5811	Book publishing	0	
5812	Publishing of directories and mailing lists	0	
5813	Publishing of newspapers, journals and periodicals	0	
5819	Other publishing activities	2	0.1%
5820	Software publishing	0	
5911	Motion picture, video and television programme production ac	0	
5912	Motion picture, video and television programme post-producti	0	
5913	Motion picture, video and television programme distribution	0	
5914	Motion picture projection activities	0	
5920	Sound recording and music publishing activities	1	0.1%
6010	Radio broadcasting	9	0.6%
6020	Television programming and broadcasting activities	0	
6110	Wired telecommunications activities	2	0.1%
6120	Wireless telecommunications activities	0	
6130	Satellite telecommunications activities	1	0.1%
6190	Other telecommunications activities	2	0.1%
6201	Computer programming activities	0	
6202	Computer consultancy and computer facilities management acti	0	
6209	Other information technology and computer service activities	2	0.1%
6311	Data processing, hosting and related activities	0	
6312	Web portals	0	
6391	News agency activities	1	0.1%
6399	Other information service activities n.e.c.	0	
6411	Central banking	1	0.1%
6419	ther monetary intermediation	49	3.1%
6420	Activities of holding companies	1	0.1%
6430	Trusts, funds and similar financial entities	1	0.1%
6491	Financial leasing	0	
6492	Other credit granting	2	0.1%
6499	Other financial service activities, except insurance and pen	2	0.1%
6511	6511 Life insurance	2	0.1%
6512	Non-life insurance	3	0.2%
6520	Reinsurance	1	0.1%
6530	Pension funding	0	
6611	Administration of financial markets	0	
6612	Security and commodity contracts brokerage	8	0.5%
6619	Other activities auxiliary to financial service activities	1	0.1%
6621	Risk and damage evaluation	0	
6622	Activities of insurance agents and brokers	0	
6629	Other activities auxiliary to insurance and pension funding	0	
6630	Fund management activities	0	

**# A070S: ISIC 1**

Value	Label	Cases	Percentage
6810	Real estate activities with own or leased property	2	0.1%
6820	Real estate activities on a fee or contract basis	1	0.1%
6910	Legal activities	2	0.1%
6920	Accounting, bookkeeping and auditing activities; tax consult	17	1.1%
7010	Activities of head offices	0	
7020	Management consultancy activities	2	0.1%
7110	Architectural and engineering activities and related technic	9	0.6%
7210	Research and experimental development on natural sciences an	3	0.2%
7220	Research and experimental development on social sciences and	3	0.2%
7310	Advertising	4	0.3%
7320	Market research and public opinion polling	1	0.1%
7410	Specialized design activities	12	0.8%
7420	Photographic activities	10	0.6%
7490	Other professional, scientific and technical activities n.e.	3	0.2%
7500	Veterinary activities	0	
7710	Renting and leasing of motor vehicles	0	
7721	Renting and leasing of recreational and sports goods	0	
7722	Renting of video tapes and disks	0	
7729	Renting and leasing of other personal and household goods	3	0.2%
7730	Renting and leasing of other machinery, equipment and tangi	2	0.1%
7740	Leasing of intellectual property and similar products, excep	0	
7810	Activities of employment placement agencies	0	
7820	Temporary employment agency activities	0	
7830	Other human resources provision	0	
7911	Travel agency activities	1	0.1%
7912	Tour operator activities	0	
7990	Other reservation service and related activities	0	
8010	Private security activities	1	0.1%
8020	Security systems service activities	3	0.2%
8030	Investigation activities	0	
8110	Combined facilities support activities	0	
8121	General cleaning of buildings	0	
8129	Other building and industrial cleaning activities	2	0.1%
8130	Landscape care and maintenance service activities	0	
8211	Combined office administrative service activities	0	
8219	Photocopying, document preparation and other specialized off	7	0.4%
8220	Activities of call centres	0	
8230	Organization of conventions and trade shows	0	
8291	Activities of collection agencies and credit bureaus	0	
8292	Packaging activities	0	
8299	Other business support service activities n.e.c.	0	
8411	General public administration activities	39	2.4%
8412	Regulation of the activities of providing health care, educa	17	1.1%
8413	8413 Regulation of and contribution to more efficient operat	10	0.6%
8421	Foreign affairs	1	0.1%

**# A070S: ISIC 1**

Value	Label	Cases	Percentage
8422	Defence activities	0	
8423	Public order and safety activities	6	0.4%
8430	Compulsory social security activities	2	0.1%
8510	Pre-primary and primary education	0	
8521	General secondary education	1	0.1%
8522	Technical and vocational secondary education	1	0.1%
8530	Higher education	0	
8541	Sports and recreation education	0	
8542	Cultural education	0	
8549	Other education n.e.c.	6	0.4%
8550	Educational support activities	0	
8610	Hospital activities	246	15.4%
8620	Medical and dental practice activities	24	1.5%
8690	Other human health activities	11	0.7%
8710	Residential nursing care facilities	0	
8720	Residential care activities for mental retardation, mental	0	
8730	873 8730 Residential care activities for the elderly and dis	0	
8790	Other residential care activities	2	0.1%
8810	Social work activities without accommodation for the elderly	1	0.1%
8890	Other social work activities without accommodation	11	0.7%
9000	Creative, arts and entertainment activities	3	0.2%
9101	Library and archives activities	0	
9102	Museums activities and operation of historical sites and bui	2	0.1%
9103	Botanical and zoological gardens and nature reserves activit	1	0.1%
9200	Gambling and betting activities	3	0.2%
9311	Operation of sports facilities	1	0.1%
9312	Activities of sports clubs	0	
9319	Other sports activities	0	
9321	Activities of amusement parks and theme parks	0	
9329	Other amusement and recreation activities n.e.c.	0	
9411	Activities of business and employers membership organization	2	0.1%
9420	Activities of trade unions	0	
9491	Activities of religious organizations	199	12.5%
9492	Activities of political organizations	0	
9499	Activities of other membership organizations n.e.c.	4	0.3%
9511	Repair of computers and peripheral equipment	1	0.1%
9512	Repair of communication equipment	2	0.1%
9521	Repair of consumer electronics	2	0.1%
9522	Repair of household appliances and home and garden equipment	0	
9523	Repair of footwear and leather goods	1	0.1%
9524	Repair of furniture and home furnishings	1	0.1%
9529	Repair of other personal and household goods	0	
9601	Washing and (dry-) cleaning of textile and fur products	4	0.3%
9602	Hairdressing and other beauty treatment	34	2.1%
9603	Funeral and related activities	0	

**# A070S: ISIC 1**

Value	Label	Cases	Percentage
9609	Other personal service activities n.e.c.	2	0.1%
9700	Activities of households as employers of domestic personnel	0	
9810	Undifferentiated goods-producing activities of private hous	0	
9820	Undifferentiated service-producing activities of private hou	0	
9900	Activities of extraterritorial organizations and bodies	2	0.1%
9999		31	1.9%

*Warning: these figures indicate the number of cases found in the data file. They cannot be interpreted as summary statistics of the population of interest.*

**# ISIC1A070S: ISIC\_LEVEL1A070S**

<b>Information</b>	[Type= discrete] [Format=numeric] [Range= 1-8888] [Missing=*]
--------------------	---

<b>Statistics [NW/ W]</b>	[Valid=1596 /-] [Invalid=0 /-]
---------------------------	--------------------------------

Value	Label	Cases	Percentage
1	,Agriculture, forestry and fishing	21	1.3%
2	Mining and quarrying	9	0.6%
3	Manufacturing	105	6.6%
4	Electricity, gas, steam and air conditioning supply	5	0.3%
5	Water supply, sewage, waste management and remediation activ	2	0.1%
6	Construction	29	1.8%
7	Wholesale and retail trade; repair of motor vehicle and moto	310	19.4%
8	Transportation and storage	32	2.0%
9	Accommodation and food service activities	231	14.5%
10	Information and communication	20	1.3%
11	Financial and insurance activities	71	4.4%
12	Real estate activities	3	0.2%
13	Professional scientific and technical activities	56	3.5%
14	Administrative and support service activities	29	1.8%
15	Public administration defense and compulsory social security	75	4.7%
16	Education	9	0.6%
17	Human health and social work activities	294	18.4%
18	Arts, entertainments and recreation	10	0.6%
19	Other services activities	252	15.8%
20	Activities of households as employers; undifferentiated good	0	
21	Activities of extraterritorial organization and bodies	2	0.1%
99	Not stated	31	1.9%
8888	Ministries and other government institutions	0	

*Warning: these figures indicate the number of cases found in the data file. They cannot be interpreted as summary statistics of the population of interest.*

**# A070A: Main Activity 2**

<b>Information</b>	[Type= discrete] [Format=character] [Missing=*]
--------------------	---

<b>Statistics [NW/ W]</b>	[Valid=601 /-] [Invalid=0 /-]
---------------------------	-------------------------------

Value	Label	Cases	Percentage
ABATISHOBOY		1	0.2%
ACCOMPLISSE ET FINISSAGE		1	0.2%
ACCONODATIO		1	0.2%



## # A070A: Main Activity 2

Value	Label	Cases	Percentage
ACHAT MINERAIS ET VENTE MINERA		1	0.2%
ACOMMODATIO		1	0.2%
ACTION SOCIALE		1	0.2%
ACTION SOCIALE IGUFASHA		1	0.2%
ADVERTISING		1	0.2%
AGRICULTURE ACTIVITIES		1	0.2%
AKABARI		2	0.3%
AMABATI		1	0.2%
AMACUMBI		2	0.3%
AMADIRISHYA		1	0.2%
AMAFRANGA ATURUKA KUMISHAHARA		1	0.2%
AMARANGI,AM		1	0.2%
AMASHATI,IMI		1	0.2%
AMATSINDA YO KWITEZA IMBERE		1	0.2%
AMAVUTA		1	0.2%
ARANGUZA UMUCELI		1	0.2%
ARTICLES DE QUINCAILLEUR		1	0.2%
ARU N'IMITI Y'IGITUNTU		1	0.2%
ATELIE DE COUTURE		1	0.2%
AUDITING		1	0.2%
BABAGA INKA		1	0.2%
BACURUZA IBIKORESHO BYUBWUBATS		1	0.2%
BADANDAZA BAKANARANG IMIGAT		1	0.2%
BAKERY		1	0.2%
BAR		9	1.5%
BAR & RESTAURANT		1	0.2%
BAR NA RESTAURANT		1	0.2%
BAR RESTAURANT		2	0.3%
BAR(BEER,FAN		1	0.2%

## # A070A: Main Activity 2

Value	Label	Cases	Percentage
BAR-RESTAURANT		1	0.2%
BEAUTY TREATMENT		1	0.2%
BOURCHETTES N'IBITOKI BYOKEJE		1	0.2%
BOWL HOMIE APPLIENCE RETAIL		1	0.2%
BUREAU ACETUDE		1	0.2%
BWIGANJEMO AMASAHANE N'IBIKOMB		1	0.2%
BWIGANJEMO IBYO KURYA		1	0.2%
BYIGANJEMO JUS N'AMATA		1	0.2%
CAFETARIAT		1	0.2%
CAMERA SYSTEM		1	0.2%
CAPACITE		1	0.2%
CAPATI SAMBUSA		1	0.2%
CATHECHISME		1	0.2%
CENTRE NUTRITIONEL		1	0.2%
CENTRE NUTRITIONNEL		1	0.2%
CHAMBRE		2	0.3%
CHAMBRE HOTEL		1	0.2%
CHAMBRES		3	0.5%
CLOTHES MANUFACTORY		1	0.2%
CLUB ANTI-SIDA		1	0.2%
COMMERCE		1	0.2%
COMMERCIALI: DES FARINE		1	0.2%
COMMUNITY BANKING		1	0.2%
COMPTABILITE		1	0.2%
COMPUTER ,PR		1	0.2%
COMPUTER MAINTENANCE		1	0.2%
CONSTRUCTION SERVICE		1	0.2%
CONSULTANCE MANAGEMENT		1	0.2%
CONSULTATION		2	0.3%

## # A070A: Main Activity 2

Value	Label	Cases	Percentage
CONSULTATION SERVICES		1	0.2%
COUNSELING		1	0.2%
CREATIVE PHOTOGRAPH		1	0.2%
CREDIT		5	0.8%
DAIRY		1	0.2%
DATA MGT PHARMACY		1	0.2%
DATA SERVICES		1	0.2%
DECOLATION&		1	0.2%
DECORATION		1	0.2%
DESIGN		1	0.2%
DEVELOPPE WEBSITE		1	0.2%
DISTRIBUTION DE FILM		1	0.2%
EDUCATION		1	0.2%
ELECTRICAL		1	0.2%
ENCEINTE SURVEY		1	0.2%
ENQUETE		1	0.2%
ENTREPO SAGE		1	0.2%
EPARGNET		1	0.2%
ESTATE DEVELOPPEME		1	0.2%
ETUDES D'INSTALLATIC ELECTRIQ		1	0.2%
EVENT CATERING		1	0.2%
EXPLOITATION		1	0.2%
FABRICATION DES CASSEROLES		1	0.2%
FINANCIAL ADVISOR		1	0.2%
FOOD AND BEVERAPE		1	0.2%
FORMATION		1	0.2%
FOURNITURE		1	0.2%
FURNITURE		1	0.2%
GARAGE(GUKA IMODOKA)		1	0.2%
GENERAL BUSINESS		1	0.2%
GENIE RURALE		1	0.2%

## # A070A: Main Activity 2

Value	Label	Cases	Percentage
GUCUMBICIRA ABAGENZI		1	0.2%
GUCUMBIKIRA ABAGENZI		1	0.2%
GUCUMBIKIRA ABANTU		4	0.7%
GUCUMUBIKIR ABANTU IGIHE GITO		1	0.2%
GUCURUZA FANTA		1	0.2%
GUCURUZA AKAWUNGA BARANGUZA		1	0.2%
GUCURUZA AMA CARNET NA FICHE		1	0.2%
GUCURUZA AMAFOTO STUDIO PHOTO		1	0.2%
GUCURUZA AMAGI		1	0.2%
GUCURUZA AMAPINE YIBINYABIZIGA		1	0.2%
GUCURUZA AMATA		2	0.3%
GUCURUZA AMATA ICYAI NA FANTA		1	0.2%
GUCURUZA AMATA,ICYAYI		1	0.2%
GUCURUZA BROCHETTE		1	0.2%
GUCURUZA BROCHETTES		1	0.2%
GUCURUZA COMPUTER		1	0.2%
GUCURUZA GAZ		1	0.2%
GUCURUZA IBIKORESHO BYO MU RU		1	0.2%
GUCURUZA IBIKORESHO BYO MU GIK		1	0.2%
GUCURUZA IBINYOBWA		3	0.5%
GUCURUZA IBINYOBWA BIDASEMBUYE		1	0.2%
GUCURUZA IBIRIBWA		3	0.5%

# A070A: Main Activity 2

Value	Label	Cases	Percentage
GUCURUZA IBIRIBWA BW'AMATUNGU		1	0.2%
GUCURUZA IBIRIBWA BYO MUCYOCYE		1	0.2%
GUCURUZA IBIRIMBWA RESTAURANT		1	0.2%
GUCURUZA IBIRYO		1	0.2%
GUCURUZA IBIRYO BITETSE		1	0.2%
GUCURUZA IBIRYO BYA RESTAURANT		1	0.2%
GUCURUZA IBISHYIMBO NAMASAKA		1	0.2%
GUCURUZA IBITABO		1	0.2%
GUCURUZA IBYO KUNYWA		1	0.2%
GUCURUZA IBYO KURYA ICYOKEZO		1	0.2%
GUCURUZA ICYAYI N'AMATA		1	0.2%
GUCURUZA IMBUTO		1	0.2%
GUCURUZA IMENDA		1	0.2%
GUCURUZA IMIGATI		1	0.2%
GUCURUZA IMITI		2	0.3%
GUCURUZA IMPAPURO		1	0.2%
GUCURUZA IMYAKA		1	0.2%
GUCURUZA INKWETO		2	0.3%
GUCURUZA INTEBE UTUBATI		1	0.2%
GUCURUZA INYAMA		1	0.2%
GUCURUZA INYAMA N IBIYIKOMAKAF		1	0.2%
GUCURUZA INZOGA		3	0.5%

# A070A: Main Activity 2

Value	Label	Cases	Percentage
GUCURUZA ISOMBE GUSYA IBINYAMP		1	0.2%
GUCURUZA MAZOUT		1	0.2%
GUCURUZA MURI BAR RESTAURANT		1	0.2%
GUCURUZA NO KURANGUZA SIMA		1	0.2%
GUCURUZA PHONE NA COMPUTER		1	0.2%
GUCURUZA PIECE Z'IMODOKA		1	0.2%
GUCURUZA RESTAURANT		1	0.2%
GUCURUZA TELEPHONE		1	0.2%
GUCURUZA TISSU		1	0.2%
GUCURUZA UMURIRO		1	0.2%
GUFASHA ABABYEYI KWIKENURA		1	0.2%
GUFASHA ABAKENE		1	0.2%
GUFASHA ABANA B'IMFUBYI N'ABAK		1	0.2%
GUFASHA ABATISHOBOY		3	0.5%
GUFOTORA		1	0.2%
GUHANAGURA		1	0.2%
GUHANAGURA IMYENDA		1	0.2%
GUHINGA ICYAYI		1	0.2%
GUHOMA AMAPINE YIMODOKA		1	0.2%
GUKANGURIRA ABATURAGE		1	0.2%
GUKANIKA		1	0.2%
GUKODESHA AMA TEINTE		1	0.2%
GUKODESHA AMACUMBI		1	0.2%

## # A070A: Main Activity 2

Value	Label	Cases	Percentage
GUKODESHA IMYENDA		1	0.2%
GUKODESHA IMYENDA Y'ABAGENI		1	0.2%
GUKODESHA IMYENDA YUBUKWE		1	0.2%
GUKODESHA INZU		1	0.2%
GUKODESHA SALLE		1	0.2%
GUKORA AMAZI		1	0.2%
GUKORA AMEZA		1	0.2%
GUKORA AMIDO		1	0.2%
GUKORA DECOLATION		1	0.2%
GUKORA DIVAYI		1	0.2%
GUKORA IBIGANIRO		1	0.2%
GUKORA IBYUMA BY'UBWUBATS		1	0.2%
GUKORA IMFU Y'IBIGORI		1	0.2%
GUKORA IMIYOBORO Y'AMAZI		1	0.2%
GUKORA IMODOKA		1	0.2%
GUKORA INZUGI,INTEBE		1	0.2%
GUKORA PHOTOCOPIE		2	0.3%
GUKORA UMUCERI W'IBIGORI		1	0.2%
GUKORA UMUTOBE		1	0.2%
GUKORA UMUTOBE W'IMBUTO		1	0.2%
GUKORA ZA INVITATION		1	0.2%
GUKUMIRA KUJYANA ABANA MU BIGO		1	0.2%
GUPIMA IBIZAMINI		1	0.2%

## # A070A: Main Activity 2

Value	Label	Cases	Percentage
GUPIMA SIDA NO GUTANGA IMITI		1	0.2%
GUSENGA		1	0.2%
GUSHAKA AMASAKA		1	0.2%
GUSHINGA IBITI BY'AMASHANY		1	0.2%
GUSHUSHANYA		1	0.2%
GUSOKOZA ABANTU		1	0.2%
GUSOMA KWANDIKA NO KUBARA		1	0.2%
GUSOMA NO KWANDIKA		1	0.2%
GUSUDIRA		2	0.3%
GUSUDIRA IMODOKA GUTERA IRANGI		1	0.2%
GUSUDURA		1	0.2%
GUSUKA		1	0.2%
GUSUKA IMISATSI		2	0.3%
GUSUZUMA,IBI IMIT		1	0.2%
GUTAGATIFUZ.		1	0.2%
GUTANGA INGUZANYO KUBAKIRIYA		1	0.2%
GUTANGA NO GUKWIRAKWIZ AMAZI		1	0.2%
GUTANGANYA IMBUTO ZINDOBANURE		1	0.2%
GUTEGURA NO GUTANGA AMAFUNGURO		1	0.2%
GUTEKA INYAMA BROCHETTE		1	0.2%
GUTEKA RESTO&CUISIN		1	0.2%
GUTEKERA		1	0.2%
GUTERA AMARANGE		1	0.2%
GUTERA IBITI		1	0.2%
GUTERA IRANGI IMODOKA		2	0.3%
GUTUBURA		1	0.2%



## # A070A: Main Activity 2

Value	Label	Cases	Percentage
GUTUBURA IMBUTO		1	0.2%
GUTUMIKIRA ABANTU		1	0.2%
GUTUNGA IKAWA		1	0.2%
GUTUNGANYA		1	0.2%
GUTUNGANYA IMIYOBORO		1	0.2%
GUTUNGANYA INZARA		2	0.3%
GUTUNGANYA UMUCERI		1	0.2%
GUTWARA COURRIER		1	0.2%
GUTWARA INZOGA ZA BRALIRWA		1	0.2%
HEBERGEMENT LODGE		1	0.2%
HORDDRING		1	0.2%
HOSPITALISATI		1	0.2%
IBIGANIRO		2	0.3%
IBIKORESHO BYISHURI		1	0.2%
IBIKORESHO BYUBWUBATSI		1	0.2%
IBIKORWA BIJYANYE N'UBWUBATSI		1	0.2%
IBINYOBWA		1	0.2%
IBITARI IBIRIBWA		1	0.2%
IBYO BADOZE BAKABICURUZ		1	0.2%
IBYUMBA		1	0.2%
IBYUMBA BY'INAMA		1	0.2%
ICYOKEZO		7	1.2%
ICYONGEREZA		2	0.3%
IMIBEREHO MWIZA		1	0.2%
IMIFURAGIRO KU BAHEMBWA KU KWE		1	0.2%
IMIGABANE SHINGIRO YABANYAMUR		1	0.2%
IMISEGO Y'INTEBE NO KURYAMAHO		1	0.2%

## # A070A: Main Activity 2

Value	Label	Cases	Percentage
IMPORTATION ARTICLE QUNCALERIE		1	0.2%
IMPORTATION DES FRIGOS		1	0.2%
IMPORTATION Y'IBIKORESHO BY'IM		1	0.2%
IMPORTATION Y'IBYUMA BYIMODOKA		1	0.2%
IMPORTATION Y'IMBAHO		1	0.2%
IMPRIMERIE		1	0.2%
INANASI		1	0.2%
INFORMATION AND TECHNOLOGY		1	0.2%
INSTRUMENT MUSICALE&PR		1	0.2%
INYONGERA MUSARURO		1	0.2%
INZU		1	0.2%
IRRIGATION WORKS		1	0.2%
ISHURI(KWIGIS		1	0.2%
ISOMERO RY'ABAKRISTU BAKUZE		1	0.2%
IVUGABUTUMV		1	0.2%
KOGOSHA		1	0.2%
KOGOSHA ABAGABO		1	0.2%
KOHEREZA AMAFRA MURI MTN MANI		1	0.2%
KOHEREZA KAWA ITUNGANYE MU MUM		1	0.2%
KOTSA BROCHETTES		1	0.2%
KOTSA INKOKO ,AMAF		1	0.2%
KOTSA INKOKO,BROCF		1	0.2%
KOTSA INYAMA		3	0.5%
KOTSA INYAMA N'IBIJYANA NAZO		1	0.2%

## # A070A: Main Activity 2

Value	Label	Cases	Percentage
KOTSA INYAMA N'IBIRATI		1	0.2%
KOTSA NO KUGURISHA INYAMA		1	0.2%
KUBAGABURIR		1	0.2%
KUBAKA AMAZU		1	0.2%
KUBAKA IMIHANDA		1	0.2%
KUBAZA AMEZA		1	0.2%
KUBIFUNGA AMAFU KUKO NARANGUZA		1	0.2%
KUBIGURISHA		1	0.2%
KUBIKA AMAFRANGA Y'ABANYAMUR		1	0.2%
KUBIKURA		1	0.2%
KUBITSA		1	0.2%
KUBITSA NO KUBIKUZA		2	0.3%
KUBITSA NO KUGURIZA		1	0.2%
KUBUMBA COSTRAS NA CAREAUX		1	0.2%
KUBUNGABUN IBIDUKIKIJE		1	0.2%
KUBYAZA UMSRURO IBISHINGWE		1	0.2%
KUBYAZA UMUSARURO MU BISHINGWE		1	0.2%
KUDANDAZA		1	0.2%
KUDANDAZA AMAVUTA Y'UBUTO		1	0.2%
KUDANDAZA IBIKORESHO BY'UBWUBA		1	0.2%
KUDANDAZA IBINYOBWA BIDASINDIS		1	0.2%
KUDANDAZA IBY'UBUKORIK		1	0.2%
KUDANDAZA IMITI		1	0.2%
KUDANDAZA IMYENDA		1	0.2%

## # A070A: Main Activity 2

Value	Label	Cases	Percentage
KUDANDAZA INKWETO		1	0.2%
KUDETAYA ISUKARI		1	0.2%
KUGEMURA IBIRIBWA MUMAHOTELI		1	0.2%
KUGURA AMABUYE Y'AGACIRO		1	0.2%
KUGURA NO KOTSA INYAMA		1	0.2%
KUGURA UMUCELI UDATONNOYE BAKAW		1	0.2%
KUGURISHA AMABUYE Y'AGACIRO		1	0.2%
KUGURISHA AMARANGI		1	0.2%
KUGURISHA AMAZI NA FANTA		1	0.2%
KUGURISHA IBIBANZA		1	0.2%
KUGURISHA IBINYOBWA		1	0.2%
KUGURISHA IBINYOBWA N'IBIRIBWA		1	0.2%
KUGURISHA IBITAMBARO		1	0.2%
KUGURISHA IFU		1	0.2%
KUGURISHA IKAWA		2	0.3%
KUGURISHA IMITI		2	0.3%
KUGURISHA IMITI KUBARWAYI		1	0.2%
KUGURISHA INKWETO ZA BAGABO		1	0.2%
KUGURISHA INYANYA		1	0.2%
KUGURISHA LODGES		1	0.2%
KUGURISHA PANEAU SOREIL		1	0.2%
KUGURIZA		3	0.5%
KUGURIZA ABANYAMURY		2	0.3%

## # A070A: Main Activity 2

Value	Label	Cases	Percentage
KUGURIZA AMAFARANGA		1	0.2%
KUGURIZA AMAFRANGA		1	0.2%
KUGURIZANYA		1	0.2%
KUHAHEMBER'		1	0.2%
KUMESA MU MUTWE		3	0.5%
KURANGUZA		3	0.5%
KURANGUZA AMANDAZI,IMI NA		1	0.2%
KURANGUZA AMASAHANI N'IBINDI		1	0.2%
KURANGUZA BISCUIT,AMAS,		1	0.2%
KURANGUZA CIMENT		1	0.2%
KURANGUZA IBINYOBWA BYA BLARIR		1	0.2%
KURANGUZA IBYO BAKOZE		1	0.2%
KURANGUZA INZOGA		1	0.2%
KURANGUZA ISUKARI KU BACURUZI		1	0.2%
KURANGUZA PRODUIT ZA PLASTIC		1	0.2%
KURANGUZA UBUCONCO		1	0.2%
KURWANYA AMAKIMBIRAN		1	0.2%
KURWANYA SIDA		1	0.2%
KUVANA ABANTU MU BUKENE		1	0.2%
KUVUGA UBUTUMWA		1	0.2%
KUVURA		1	0.2%
KUVURA ABARWAYI		2	0.3%
KUYATUNGAN IYO BIBAYE NGOMBW		1	0.2%
KUYICURUZA KUSOKO MPUZAMAHAN		1	0.2%
KUYOBORA BA MUKERARUGEI		1	0.2%

## # A070A: Main Activity 2

Value	Label	Cases	Percentage
KUZICURUZA		1	0.2%
KUZIGAMA		1	0.2%
KUZITUNGANY		1	0.2%
KWAKIRA AMAKWE N'INAMA		1	0.2%
KWAKIRA AMATA NO KUYATUNGAN		1	0.2%
KWAKIRAAMA		1	0.2%
KWANDIKA IBITABO		1	0.2%
KWANDIKA KU MYENDA T-SHIRT		1	0.2%
KWANDIKA KU NYARWANDA		1	0.2%
KWANDIKA NO GUFOTORA INYANDIKO		1	0.2%
KWANDIKA(INI SERVICE)		1	0.2%
KWIGISHA ABABANA N'UBUMUGA		1	0.2%
KWIGISHA ABANA		1	0.2%
KWIGISHA ABANA GUSOMA KUBARA		1	0.2%
KWIGISHA GARDIENNE		1	0.2%
KWIGISHA GUKANIKA		1	0.2%
KWIGISHA GUSOMA NO KWANDIKA		3	0.5%
KWIGISHA GUSOMA NOKWANDIKA		1	0.2%
KWITA KUBATISHOBO		1	0.2%
KWOTSA BROCHETTES		1	0.2%
LABORATIORE		1	0.2%
LABORATOIRE		9	1.5%
LABORATOIRE MEDICALE		1	0.2%
LABOTATIORE		1	0.2%
LODGE		2	0.3%
LOGEMENT		9	1.5%

## # A070A: Main Activity 2

Value	Label	Cases	Percentage
LOGEMENTS		1	0.2%
MAINTENANCE		1	0.2%
MAINTENANCE DES MACHINES		1	0.2%
MAINTENANCE DES VEHICULES		1	0.2%
MANICULE		1	0.2%
MATERIEL DE BUREAU		1	0.2%
MONEY TRANSFER		1	0.2%
MONTAGE EDITING		1	0.2%
NAIL TREATEMENT		1	0.2%
NETWORKING		1	0.2%
OCTROIT DES CREDITS		1	0.2%
OUSTIDE		1	0.2%
OUT CATARING		1	0.2%
OUTSIDE CATERING		1	0.2%
PACKAGING		1	0.2%
PAPETERIE		1	0.2%
PARKING		1	0.2%
PEDICULE ET MANICULE		1	0.2%
PETIT CHIRLIGIE		1	0.2%
PETIT DEJEUNE		1	0.2%
PETIT DEJEUNER		1	0.2%
PETITE LABORATOIRE		1	0.2%
PETITE RESTAURANT		1	0.2%
PHARMACIE		2	0.3%
PHARMACIE(VI DES MEDICAMENT		1	0.2%
PLANING FAMILIALE		1	0.2%
PLANING FAMILY		1	0.2%
PREPARED MEAT		1	0.2%
PRINTING		2	0.3%

## # A070A: Main Activity 2

Value	Label	Cases	Percentage
PROCESSING WALFRAME		1	0.2%
PRODUCTION ALIMENTAIRE		1	0.2%
PROGRAMME Y'UBUZIMA		1	0.2%
PROTECTION OF GORILLAS		1	0.2%
PUBLICITY		1	0.2%
REALISATION		1	0.2%
RECONCILIATION PROJET		1	0.2%
RELIURE		2	0.3%
RENT,SALES		1	0.2%
REPARATION D OBJETS INFORMATIQ		1	0.2%
REPARATION DE TELEPHONE		1	0.2%
RESTAURANT		20	3.3%
RESTAURANT BAR		4	0.7%
RESTAURANT NA BAR		1	0.2%
RESTAURANT&		1	0.2%
RESTAURENT		3	0.5%
RETAIL SALE OF HARDWARE		1	0.2%
REVISION MOTEL		1	0.2%
REVISION MOTEUR		1	0.2%
ROOM ZO KURARAMO		1	0.2%
SALAR ELECTRICAL MATERIALS SAL		1	0.2%
SALE COMPUTER		1	0.2%
SALE THE HARDWARE		1	0.2%
SANTE MU BANA		1	0.2%
SAUNA		2	0.3%
SECRETARIAT		1	0.2%
SECRETARIAT PUBLIC		1	0.2%
SELLING CEMENT		1	0.2%



## # A070A: Main Activity 2

Value	Label	Cases	Percentage
SELLING STATIONAIRE		1	0.2%
SERVICE DE REPARATION DES VEHI		1	0.2%
SERVICE ZINDI ZIJYANYE NA BANK		1	0.2%
SERVICES SOCIAUX		1	0.2%
SOCIALES ACTIVITES		1	0.2%
SOLAIRE&ENERGIE EQUIPEMENT		1	0.2%
SOUDUR		1	0.2%
SOUDURE		1	0.2%
STRUCTURED CABLING		1	0.2%
SUIVI DES DONNER EN DOUANE		1	0.2%
SUPERMARKET		1	0.2%
SUPERVISION OF CONSTRUCTION		1	0.2%
SUPPLY OF CATTLES		1	0.2%
SUPPLY&REPAIR AT DATA VOICE		1	0.2%
SUPPORT VIDEO,RADIO		1	0.2%
SURVEYANT		1	0.2%
THE WHOLE SALE OF ELECTRICAL		1	0.2%
TO SELL ALMINIUM		1	0.2%
TOILET		1	0.2%
TOURNAGE		1	0.2%
TRADING		1	0.2%
TRAINING OF PHONE REPAIR		1	0.2%
TRANSFER DE TECHNOLOGY		1	0.2%
TRANSITE		1	0.2%
TRANSPORT		3	0.5%
TRANSPORT DE CURRIER		1	0.2%
TRANSPORT NATIONAL ET INTERNAT		1	0.2%

# A070A: Main Activity 2

Value	Label	Cases	Percentage
UBUCURUZI BW'IBIKORESHU UBUDOZ		1	0.2%
UBUCURUZI BW'IBINYOBWA FANTA		1	0.2%
UBUCURUZI BW'IBIRIBWA		1	0.2%
UBUCURUZI BW'IBYOMBO (MU RUGO)		1	0.2%
UBUCURUZI BW'IMIGATI		1	0.2%
UBUCURUZI BW'INGERI ZOSE		1	0.2%
UBUCURUZI BW'INYAMA		1	0.2%
UBUCURUZI BW'INYAMA ZOKEJE		1	0.2%
UBUCURUZI BWA ACCESSOIRE PHONE		1	0.2%
UBUCURUZI BWA DECORATION		1	0.2%
UBUCURUZI BWA QUINCAILLERIE		1	0.2%
UBUHINZI(UBU)		1	0.2%
UBUTUMWA		1	0.2%
UBUVUZI		1	0.2%
UBWUBATSI BW'AMATEME N.IMIHAND		1	0.2%
UBWUBATSI BW'AMAZI		1	0.2%
UMURIRO		1	0.2%
URUGANDA RW'IBYUMA N'AMABATI		1	0.2%
VENDRE LES PIECE DE RECHANGE		1	0.2%
VENTE ACCESSOIRE		1	0.2%
VENTE DE LUBRIFIANT		1	0.2%
VENTE DU MATERIEL MEDICAL		1	0.2%
VENTES DES MANTURES		1	0.2%

## # A070A: Main Activity 2

Value	Label	Cases	Percentage
VENTES&GARAGE		1	0.2%
WATER AND SANITATION		1	0.2%
bar		1	0.2%
boulangerie		1	0.2%
clearing		1	0.2%
credit		1	0.2%
decoration		1	0.2%
gucumbikira abantu		1	0.2%
gutanga imiti n'ubujyanama		1	0.2%
gutunganya imbaho		1	0.2%
gutwara courier		1	0.2%
intebe,ameza,utubungira		1	0.2%
kugenzura		1	0.2%
kuguriza		1	0.2%
kugusha kawa itunganije yumye		1	0.2%
kuranguza no gucuruza ibintu		1	0.2%
kuvura abantu		1	0.2%
materiaux d,equipement		1	0.2%
piscine		1	0.2%
presentation des services muri		1	0.2%
restaurent		3	0.5%
security system		1	0.2%
strengthening the capacity of		1	0.2%
supply of construction materia		1	0.2%
surgical,laboratory		1	0.2%
take away		1	0.2%
vendre les vehicules et motos		1	0.2%

Warning: these figures indicate the number of cases found in the data file. They cannot be interpreted as summary statistics of the population of interest.

## # A070AS: ISIC 2

**Information** [Type= discrete] [Format=numeric] [Range= 111-9900] [Missing=\*]

**Statistics [NW/ W]** [Valid=592 /-] [Invalid=1004 /-]

Value	Label	Cases	Percentage
111	Growing of cereals (except rice), leguminous crops and oil s	0	
112	Growing of rice	0	
113	Growing of vegetables and melons, roots and tubers	0	

**# A070AS: ISIC 2**

Value	Label	Cases	Percentage
114	Growing of sugar cane	0	
115	Growing of tobacco	0	
116	Growing of fibre crops	0	
119	Growing of other non-perennial crops	0	
121	Growing of grapes	0	
122	Growing of tropical and subtropical fruits	2	0.3%
123	Growing of citrus fruits	0	
124	Growing of pome fruits and stone fruits	0	
125	Growing of other tree and bush fruits and nuts	1	0.2%
126	Growing of oleaginous fruits	0	
127	Growing of beverage crops	1	0.2%
128	Growing of spices, aromatic, drug and pharmaceutical crops	0	
129	Growing of other perennial crops	0	
130	Plant propagation	0	
141	Raising of cattle and buffaloes	0	
142	Raising of horses and other equines	0	
143	Raising of camels and camelids	0	
144	Raising of sheep and goats	0	
145	Raising of swine/pigs	0	
146	Raising of poultry	0	
149	Raising of other animals	0	
150	Mixed farming	1	0.2%
161	Support activities for crop production	1	0.2%
162	Support activities for animal production	0	
163	Post-harvest crop activities	0	
164	Seed processing for propagation	2	0.3%
170	Hunting, trapping and related service activities	0	
210	Silviculture and other forestry activities	0	
220	Logging	0	
230	Gathering of non-wood forest products	0	
240	Support services to forestry	0	
310	Marine fishing	0	
312	Freshwater fishing	0	
321	Marine aquaculture	0	
322	Freshwater aquaculture	0	
510	Mining of hard coal	0	
520	Mining of lignite	0	
610	Extraction of crude petroleum	0	
620	Extraction of natural gas	0	
710	Mining of iron ores	0	
721	Mining of uranium and thorium ores	0	
729	Mining of other non-ferrous metal ores	0	
810	Quarrying of stone, sand and clay	1	0.2%
821	Office administrative and support activities	0	
891	Mining of chemical and fertilizer minerals	0	

**# A070AS: ISIC 2**

Value	Label	Cases	Percentage
892	Extraction of peat	0	
893	Extraction of salt	0	
899	Other mining and quarrying n.e.c.	1	0.2%
910	Support activities for petroleum and natural gas extraction	0	
990	Support activities for other mining and quarrying	0	
1010	Processing and preserving of meat	2	0.3%
1020	Processing and preserving of fish, crustaceans and molluscs	0	
1030	Processing and preserving of fruit and vegetables	3	0.5%
1040	Manufacture of vegetable and animal oils and fats	0	
1050	Manufacture of dairy products	2	0.3%
1061	Manufacture of grain mill products	4	0.7%
1062	Manufacture of starches and starch products	0	
1071	Manufacture of bakery products	1	0.2%
1072	Manufacture of sugar	0	
1073	Manufacture of cocoa, chocolate and sugar confectionery	0	
1074	Manufacture of macaroni, noodles, couscous and similar farin	1	0.2%
1075	Manufacture of prepared meals and dishes	0	
1079	Manufacture of other food products n.e.c.	4	0.7%
1080	Manufacture of prepared animal feeds	0	
1101	Distilling, rectifying and blending of spirits	0	
1102	Manufacture of wines	1	0.2%
1103	Manufacture of malt liquors and malt	0	
1104	Manufacture of soft drinks; production of mineral waters an	1	0.2%
1200	Manufacture of tobacco products	0	
1311	Preparation and spinning of textile fibres	1	0.2%
1312	Weaving of textiles	0	
1313	Finishing of textiles	0	
1391	Manufacture of knitted and crocheted fabrics	0	
1392	Manufacture of made-up textile articles, except apparel	0	
1393	Manufacture of carpets and rugs	0	
1394	Manufacture of cordage, rope, twine and netting	0	
1399	Manufacture of other textiles n.e.c.	0	
1410	Manufacture of wearing apparel, except fur apparel	0	
1420	Manufacture of articles of fur	0	
1430	Manufacture of knitted and crocheted apparel	0	
1511	Tanning and dressing of leather; dressing and dyeing of fur	0	
1512	Manufacture of luggage, handbags and the like, saddlery and	0	
1520	Manufacture of footwear	0	
1610	Sawmilling and planing of wood	3	0.5%
1621	Manufacture of veneer sheets and wood-based panels	0	
1622	Manufacture of builders' carpentry and joinery	0	
1623	Manufacture of wooden containers	0	
1629	Manufacture of other products of wood; manufacture of articl	0	
1701	Manufacture of pulp, paper and paperboard	0	
1702	Manufacture of corrugated paper and paperboard and of conta	0	

**# A070AS: ISIC 2**

Value	Label	Cases	Percentage
1709	Manufacture of other articles of paper and paperboard	0	
1811	Printing	2	0.3%
1812	Service activities related to printing	2	0.3%
1820	Reproduction of recorded media	0	
1910	Manufacture of coke oven products	0	
1920	Manufacture of refined petroleum products	0	
2011	Manufacture of basic chemicals	0	
2012	Manufacture of fertilizers and nitrogen compounds	1	0.2%
2013	Manufacture of plastics and synthetic rubber in primary form	0	
2021	Manufacture of pesticides and other agrochemical products	0	
2022	Manufacture of paints, varnishes and similar coatings, print	0	
2023	Manufacture of soap and detergents, cleaning and polishing p	0	
2029	2029 Manufacture of other chemical products n.e.c.	0	
2030	Manufacture of man-made fibres	0	
2100	Manufacture of pharmaceuticals, medicinal chemical and botan	0	
2211	Manufacture of rubber tyres and tubes; retreading and rebui	0	
2219	2219 Manufacture of other rubber products	1	0.2%
2220	Manufacture of plastics products	1	0.2%
2310	Manufacture of glass and glass products	0	
2391	Manufacture of refractory products	0	
2392	Manufacture of clay building materials	1	0.2%
2393	Manufacture of other porcelain and ceramic products	0	
2394	Manufacture of cement, lime and plaster	0	
2395	Manufacture of articles of concrete, cement and plaster	0	
2396	Cutting, shaping and finishing of stone	0	
2399	Manufacture of other non-metallic mineral products n.e.c.	0	
2410	Manufacture of basic iron and steel	0	
2420	Manufacture of basic precious and other non-ferrous metals	1	0.2%
2431	Casting of iron and steel	0	
2432	Casting of non-ferrous metals	0	
2511	Manufacture of structural metal products	1	0.2%
2512	Manufacture of tanks, reservoirs and containers of metal	0	
2513	Manufacture of steam generators, except central heating hot	0	
2520	Manufacture of weapons and ammunition	0	
2591	Forging, pressing, stamping and roll-forming of metal; powd	3	0.5%
2592	Treatment and coating of metals; machining	4	0.7%
2593	Manufacture of cutlery, hand tools and general hardware	0	
2599	Manufacture of other fabricated metal products n.e.c.	2	0.3%
2610	Manufacture of electronic components and boards	0	
2620	Manufacture of computers and peripheral equipment	0	
2630	Manufacture of communication equipment	0	
2640	Manufacture of consumer electronics	0	
2651	Manufacture of measuring, testing, navigating and control eq	0	
2660	Manufacture of irradiation, electromedical and electrotherap	0	
2670	Manufacture of optical instruments and photographic equipmen	0	

# A070AS: ISIC 2

Value	Label	Cases	Percentage
2680	Manufacture of magnetic and optical media	0	
2710	Manufacture of electric motors, generators, transformers and	0	
2720	Manufacture of batteries and accumulators	0	
2731	Manufacture of fibre optic cables	0	
2732	Manufacture of other electronic and electric wires and cable	0	
2733	Manufacture of wiring devices	0	
2740	Manufacture of electric lighting equipment	0	
2750	Manufacture of domestic appliances	0	
2790	Manufacture of other electrical equipment	0	
2811	Manufacture of engines and turbines, except aircraft, vehicl	0	
2812	Manufacture of fluid power equipment	0	
2813	Manufacture of other pumps, compressors, taps and valves	0	
2814	Manufacture of bearings, gears, gearing and driving elements	0	
2815	Manufacture of ovens, furnaces and furnace burners	0	
2816	Manufacture of lifting and handling equipment	0	
2817	Manufacture of office machinery and equipment (except comput	0	
2818	Manufacture of power-driven hand tools	0	
2819	Manufacture of other general-purpose machinery	0	
2821	Manufacture of agricultural and forestry machinery	0	
2822	Manufacture of metal-forming machinery and machine tools	0	
2823	Manufacture of machinery for metallurgy	0	
2824	Manufacture of machinery for mining, quarrying and construct	0	
2825	Manufacture of machinery for food, beverage and tobacco proc	0	
2826	Manufacture of machinery for textile, apparel and leather pr	0	
2829	Manufacture of other special-purpose machinery	0	
2910	Manufacture of motor vehicles	0	
2920	Manufacture of bodies (coachwork) for motor vehicles; manufa	0	
2930	Manufacture of parts and accessories for motor vehicles	0	
3011	Building of ships and floating structures	0	
3012	Building of pleasure and sporting boats	0	
3020	Manufacture of railway locomotives and rolling stock	0	
3030	Manufacture of air and spacecraft and related machinery	0	
3040	Manufacture of military fighting vehicles	0	
3091	Manufacture of motorcycles	0	
3092	Manufacture of bicycles and invalid carriages	0	
3099	Manufacture of other transport equipment n.e.c.	0	
3100	Manufacture of furniture	3	0.5%
3211	Manufacture of jewellery and related articles	0	
3212	Manufacture of imitation jewellery and related articles	0	
3220	Manufacture of musical instruments	0	
3230	Manufacture of sports goods	0	
3240	Manufacture of games and toys	0	
3250	Manufacture of medical and dental instruments and supplies	0	
3290	Other manufacturing n.e.c.	0	
3311	Repair of fabricated metal products	0	

**# A070AS: ISIC 2**

Value	Label	Cases	Percentage
3312	Repair of machinery	1	0.2%
3313	Repair of electronic and optical equipment	1	0.2%
3314	Repair of electrical equipment	0	
3315	Repair of transport equipment, except motor vehicles	1	0.2%
3319	Repair of other equipment	0	
3320	Installation of industrial machinery and equipment	0	
3510	Electric power generation, transmission and distribution	3	0.5%
3520	Manufacture of gas; distribution of gaseous fuels through ma	0	
3530	Steam and air conditioning supply	0	
3600	Water collection, treatment and supply	5	0.8%
3700	Sewerage	0	
3811	Collection of non-hazardous waste	0	
3812	Collection of hazardous waste	0	
3821	Treatment and disposal of non-hazardous waste	1	0.2%
3822	Treatment and disposal of hazardous waste	0	
3830	Materials recovery	0	
3900	Remediation activities and other waste management services	1	0.2%
4100	Construction of buildings	6	1.0%
4210	Construction of roads and railways	2	0.3%
4220	Construction of utility projects	1	0.2%
4290	Construction of other civil engineering projects	1	0.2%
4311	Demolition	0	
4312	Site preparation	1	0.2%
4321	Electrical installation	2	0.3%
4322	Plumbing, heat and air-conditioning installation	0	
4329	Other construction installation	1	0.2%
4330	Building completion and finishing	1	0.2%
4390	Other specialized construction activities	0	
4510	Sale of motor vehicles	1	0.2%
4520	Maintenance and repair of motor vehicles	9	1.5%
4530	Sale of motor vehicle parts and accessories	3	0.5%
4540	Sale, maintenance and repair of motorcycles and related part	1	0.2%
4610	Wholesale on a fee or contract basis	0	
4620	Wholesale of agricultural raw materials and live animals	3	0.5%
4630	Wholesale of food, beverages and tobacco	14	2.4%
4641	Wholesale of textiles, clothing and footwear	1	0.2%
4649	Wholesale of other household goods	4	0.7%
4651	Wholesale of computers, computer peripheral equipment and so	2	0.3%
4652	Wholesale of electronic and telecommunications equipment and	2	0.3%
4653	Wholesale of agricultural machinery, equipment and supplies	0	
4659	Wholesale of other machinery and equipment	0	
4661	Wholesale of solid, liquid and gaseous fuels and related pr	0	
4662	Wholesale of metals and metal ores	3	0.5%
4663	Wholesale of construction materials, hardware, plumbing and	8	1.4%
4669	4669 Wholesale of waste and scrap and other products n.e.c.	2	0.3%



**# A070AS: ISIC 2**

Value	Label	Cases	Percentage
4690	Non-specialized wholesale trade	2	0.3%
4711	Retail sale in non-specialized stores with food, beverages o	6	1.0%
4719	4719 Other retail sale in non-specialized stores	5	0.8%
4721	Retail sale of food in specialized stores	10	1.7%
4722	Retail sale of beverages in specialized stores	2	0.3%
4723	Retail sale of tobacco products in specialized stores	0	
4730	Retail sale of automotive fuel in specialized stores	4	0.7%
4741	Retail sale of computers, peripheral units, software and tel	8	1.4%
4742	Retail sale of audio and video equipment in specialized stor	0	
4751	Retail sale of textiles in specialized stores	2	0.3%
4752	Retail sale of hardware, paints and glass in specialized sto	12	2.0%
4753	Retail sale of carpets, rugs, wall and floor coverings in sp	0	
4759	Retail sale of electrical household appliances, furniture,	4	0.7%
4761	Retail sale of books, newspapers and stationary in specializ	5	0.8%
4762	Retail sale of music and video recordings in specialized st	0	
4763	Retail sale of sporting equipment in specialized stores	0	
4764	Retail sale of games and toys in specialized stores	0	
4771	Retail sale of clothing, footwear and leather articles in sp	8	1.4%
4772	Retail sale of pharmaceutical and medical goods, cosmetic an	12	2.0%
4773	4773 Other retail sale of new goods in specialized stores	4	0.7%
4774	Retail sale of second-hand goods	0	
4781	Retail sale via stalls and markets of food, beverages and to	0	
4782	Retail sale via stalls and markets of textiles, clothing and	0	
4789	Retail sale via stalls and markets of other goods	0	
4791	Retail sale via mail order houses or via Internet	0	
4799	Other retail sale not in stores, stalls or markets	0	
4911	Passenger rail transport, interurban	0	
4912	Freight rail transport	0	
4921	Urban and suburban passenger land transport	0	
4922	Other passenger land transport	3	0.5%
4923	Freight transport by road	2	0.3%
4930	Transport via pipeline	0	
5011	Sea and coastal passenger water transport	0	
5012	Sea and coastal freight water transport	0	
5021	Inland passenger water transport	0	
5022	Inland freight water transport	0	
5110	Passenger air transport	0	
5120	Freight air transport	0	
5210	Warehousing and storage	1	0.2%
5221	Service activities incidental to land transportation	1	0.2%
5222	Service activities incidental to water transportation	0	
5223	Service activities incidental to air transportation	0	
5224	Cargo handling	0	
5229	Other transportation support activities	4	0.7%
5310	Postal activities	0	

**# A070AS: ISIC 2**

Value	Label	Cases	Percentage
5320	Courier activities	4	0.7%
5510	Short term accommodation activities	43	7.3%
5520	Camping grounds, recreational vehicle parks and trailer park	0	
5590	Other accommodation	0	
5610	Restaurants and mobile food service activities	50	8.4%
5621	Event catering	5	0.8%
5629	Other food service activities	0	
5630	Beverage serving activities	60	10.1%
5811	Book publishing	0	
5812	Publishing of directories and mailing lists	0	
5813	Publishing of newspapers, journals and periodicals	0	
5819	Other publishing activities	1	0.2%
5820	Software publishing	0	
5911	Motion picture, video and television programme production ac	1	0.2%
5912	Motion picture, video and television programme post-producti	0	
5913	Motion picture, video and television programme distribution	1	0.2%
5914	Motion picture projection activities	0	
5920	Sound recording and music publishing activities	0	
6010	Radio broadcasting	5	0.8%
6020	Television programming and broadcasting activities	0	
6110	Wired telecommunications activities	0	
6120	Wireless telecommunications activities	1	0.2%
6130	Satellite telecommunications activities	0	
6190	Other telecommunications activities	1	0.2%
6201	Computer programming activities	1	0.2%
6202	Computer consultancy and computer facilities management acti	0	
6209	Other information technology and computer service activities	1	0.2%
6311	Data processing, hosting and related activities	1	0.2%
6312	Web portals	0	
6391	News agency activities	0	
6399	Other information service activities n.e.c.	0	
6411	Central banking	1	0.2%
6419	ther monetary intermediation	30	5.1%
6420	Activities of holding companies	0	
6430	Trusts, funds and similar financial entities	0	
6491	Financial leasing	0	
6492	Other credit granting	1	0.2%
6499	Other financial service activities, except insurance and pen	2	0.3%
6511	6511 Life insurance	0	
6512	Non-life insurance	0	
6520	Reinsurance	0	
6530	Pension funding	0	
6611	Administration of financial markets	0	
6612	Security and commodity contracts brokerage	0	
6619	Other activities auxiliary to financial service activities	0	

**# A070AS: ISIC 2**

Value	Label	Cases	Percentage
6621	Risk and damage evaluation	0	
6622	Activities of insurance agents and brokers	0	
6629	Other activities auxiliary to insurance and pension funding	0	
6630	Fund management activities	0	
6810	Real estate activities with own or leased property	2	0.3%
6820	Real estate activities on a fee or contract basis	1	0.2%
6910	Legal activities	0	
6920	Accounting, bookkeeping and auditing activities; tax consult	4	0.7%
7010	Activities of head offices	0	
7020	Management consultancy activities	0	
7110	Architectural and engineering activities and related technic	3	0.5%
7210	Research and experimental development on natural sciences an	1	0.2%
7220	Research and experimental development on social sciences and	0	
7310	Advertising	1	0.2%
7320	Market research and public opinion polling	1	0.2%
7410	Specialized design activities	8	1.4%
7420	Photographic activities	3	0.5%
7490	Other professional, scientific and technical activities n.e.	5	0.8%
7500	Veterinary activities	0	
7710	Renting and leasing of motor vehicles	0	
7721	Renting and leasing of recreational and sports goods	1	0.2%
7722	Renting of video tapes and disks	0	
7729	Renting and leasing of other personal and household goods	5	0.8%
7730	Renting and leasing of other machinery, equipment and tangi	0	
7740	Leasing of intellectual property and similar products, excep	0	
7810	Activities of employment placement agencies	0	
7820	Temporary employment agency activities	0	
7830	Other human resources provision	0	
7911	Travel agency activities	0	
7912	Tour operator activities	0	
7990	Other reservation service and related activities	1	0.2%
8010	Private security activities	2	0.3%
8020	Security systems service activities	1	0.2%
8030	Investigation activities	0	
8110	Combined facilities support activities	0	
8121	General cleaning of buildings	0	
8129	Other building and industrial cleaning activities	0	
8130	Landscape care and maintenance service activities	0	
8211	Combined office administrative service activities	0	
8219	Photocopying, document preparation and other specialized off	10	1.7%
8220	Activities of call centres	0	
8230	Organization of conventions and trade shows	0	
8291	Activities of collection agencies and credit bureaus	0	
8292	Packaging activities	1	0.2%
8299	Other business support service activities n.e.c.	0	

# A070AS: ISIC 2

Value	Label	Cases	Percentage
8411	General public administration activities	0	
8412	Regulation of the activities of providing health care, educa	0	
8413	8413 Regulation of and contribution to more efficient operat	0	
8421	Foreign affairs	0	
8422	Defence activities	0	
8423	Public order and safety activities	0	
8430	Compulsory social security activities	0	
8510	Pre-primary and primary education	4	0.7%
8521	General secondary education	1	0.2%
8522	Technical and vocational secondary education	1	0.2%
8530	Higher education	0	
8541	Sports and recreation education	0	
8542	Cultural education	0	
8549	Other education n.e.c.	7	1.2%
8550	Educational support activities	2	0.3%
8610	Hospital activities	17	2.9%
8620	Medical and dental practice activities	10	1.7%
8690	Other human health activities	5	0.8%
8710	Residential nursing care facilities	0	
8720	Residential care activities for mental retardation, mental	0	
8730	873 8730 Residential care activities for the elderly and dis	1	0.2%
8790	Other residential care activities	2	0.3%
8810	Social work activities without accommodation for the elderly	0	
8890	Other social work activities without accommodation	7	1.2%
9000	Creative, arts and entertainment activities	3	0.5%
9101	Library and archives activities	0	
9102	Museums activities and operation of historical sites and bui	0	
9103	Botanical and zoological gardens and nature reserves activit	0	
9200	Gambling and betting activities	0	
9311	Operation of sports facilities	0	
9312	Activities of sports clubs	1	0.2%
9319	Other sports activities	0	
9321	Activities of amusement parks and theme parks	0	
9329	Other amusement and recreation activities n.e.c.	0	
9411	Activities of business and employers membership organization	0	
9420	Activities of trade unions	0	
9491	Activities of religious organizations	5	0.8%
9492	Activities of political organizations	0	
9499	Activities of other membership organizations n.e.c.	11	1.9%
9511	Repair of computers and peripheral equipment	6	1.0%
9512	Repair of communication equipment	1	0.2%
9521	Repair of consumer electronics	0	
9522	Repair of household appliances and home and garden equipment	0	
9523	Repair of footwear and leather goods	0	
9524	Repair of furniture and home furnishings	0	

### # A070AS: ISIC 2

Value	Label	Cases	Percentage
9529	Repair of other personal and household goods	0	
9601	Washing and (dry-) cleaning of textile and fur products	2	0.3%
9602	Hairdressing and other beauty treatment	14	2.4%
9603	Funeral and related activities	0	
9609	Other personal service activities n.e.c.	2	0.3%
9700	Activities of households as employers of domestic personnel	0	
9810	Undifferentiated goods-producing activities of private hous	0	
9820	Undifferentiated service-producing activities of private hou	0	
9900	Activities of extraterritorial organizations and bodies	0	
Sysmiss		1004	

Warning: these figures indicate the number of cases found in the data file. They cannot be interpreted as summary statistics of the population of interest.

### # ISIC1A070AS: ISIC\_LEVEL1A070AS

<b>Information</b>	[Type= discrete] [Format=numeric] [Range= 1-99] [Missing=*]
<b>Statistics [NW/ W]</b>	[Valid=592 /-] [Invalid=1004 /-]

Value	Label	Cases	Percentage
1	,Agriculture, forestry and fishing	8	1.4%
2	Mining and quarrying	2	0.3%
3	Manufacturing	48	8.1%
4	Electricity, gas, steam and air conditioning supply	3	0.5%
5	Water supply, sewage, waste management and remediation activ	7	1.2%
6	Construction	15	2.5%
7	Wholesale and retail trade; repair of motor vehicle and moto	137	23.1%
8	Transportation and storage	15	2.5%
9	Accommodation and food service activities	158	26.7%
10	Information and communication	13	2.2%
11	Financial and insurance activities	34	5.7%
12	Real estate activities	3	0.5%
13	Professional scientific and technical activities	26	4.4%
14	Administrative and support service activities	21	3.5%
15	Public administration defense and compulsory social security	0	
16	Education	16	2.7%
17	Human health and social work activities	41	6.9%
18	Arts, entertainments and recreation	4	0.7%
19	Other services activities	41	6.9%
20	Activities of households as employers; undifferentiated good	0	
21	Activities of extraterritorial organization and bodies	0	
99	Not stated	0	
Sysmiss		1004	

Warning: these figures indicate the number of cases found in the data file. They cannot be interpreted as summary statistics of the population of interest.

### # A070B: Main Activity 3

<b>Information</b>	[Type= discrete] [Format=character] [Missing=*]
<b>Statistics [NW/ W]</b>	[Valid=265 /-] [Invalid=0 /-]

# A070B: Main Activity 3

Value	Label	Cases	Percentage
ACCESS CONTROL SYSTEM		1	0.4%
ACTES MEDICAUX		1	0.4%
ACTIVITES VIH/SIDA		1	0.4%
ALARM		1	0.4%
AMACUMBI		3	1.1%
AMACUNBI		1	0.4%
AMAFRANGA ATURUKA MUDUTABO		1	0.4%
AMASHURI 9 YEARS BASIC EDUC		1	0.4%
AMATANGAZO		1	0.4%
ARCHITECTUR. AND ENGENEERING		1	0.4%
AUDIT		1	0.4%
BABOHA IMIPIRA MU BUDODO		1	0.4%
BAKERY		1	0.4%
BAR		7	2.6%
BAR NA RESTAURENT		1	0.4%
BARAGE		1	0.4%
BERVERAGE SERVING		1	0.4%
BEVERAGE SAVING		1	0.4%
BIOGAZ		1	0.4%
BUANDERIE		1	0.4%
BUIDING CAPACITY		1	0.4%
BUTCHERY		1	0.4%
CABLING		1	0.4%
CAUSTIONNEM		1	0.4%
CHAMBRE		1	0.4%
CHAMBRE DE LOGEMENTS		1	0.4%
CHAMBRE DE PASSAGE		1	0.4%
CONFERENCE		1	0.4%
COMMISSION SUR PRIME ET SALAIR		1	0.4%
COMMUNITY HAPS		1	0.4%

# A070B: Main Activity 3

Value	Label	Cases	Percentage
CONFERENCE HALL		2	0.8%
CONFERENCE ROOM		1	0.4%
CONSTRUCTION DES BATIMENT		1	0.4%
CONSULTANCE MURI CONSTRUCTION		1	0.4%
CONSULTANT		1	0.4%
CONSULTATION		1	0.4%
CONSULTATION NA PMTCT		1	0.4%
CONTRAT DE MAINTENANCE		1	0.4%
CREDIT		1	0.4%
CRIALING		1	0.4%
DECHARGEMENT		1	0.4%
DEFRISSAGE ET COIFFURE		1	0.4%
DENTISTERIE		1	0.4%
DEVELOPMENT		1	0.4%
DEVELOPMENT ACTIVITIES		1	0.4%
DRY CLEANER		1	0.4%
EUBRIODARY		1	0.4%
EXPORT OF WALFRAME		1	0.4%
EXTENTION DES TRAVAUX		1	0.4%
FISCALITE		1	0.4%
GARAGE&MAC SERVICES		1	0.4%
GARDIENNE MATERNELLE		1	0.4%
GENIE CIVIL		1	0.4%
GUCA INZARA		1	0.4%
GUCUMBIKIRA ABAGENZI		1	0.4%
GUCUMBIKIRA ABASHYITSI		1	0.4%
GUCUMBIKIRA BA MUKERARUGEI		1	0.4%
GUCURUZA AMATA		1	0.4%
GUCURUZA AMATISSU		1	0.4%

# A070B: Main Activity 3

Value	Label	Cases	Percentage
GUCURUZA BOUTIQUE		1	0.4%
GUCURUZA CARNER		1	0.4%
GUCURUZA DETAIL YIBIRIBWA		1	0.4%
GUCURUZA FANTA		1	0.4%
GUCURUZA IBIKORESHO BYO MU BIR		1	0.4%
GUCURUZA IBINYOBWA DETAIL[BAR]		1	0.4%
GUCURUZA IMIGATI		1	0.4%
GUCURUZA IMPAPURO ZA IMPRIMERI		1	0.4%
GUCURUZA INYAMA ICYOKEZO		1	0.4%
GUCURUZA PETROLE		1	0.4%
GUCURUZA PIECE DE RECHANGE		1	0.4%
GUCURUZA UDUSEKE		1	0.4%
GUFASHA ABARWAYI		1	0.4%
GUFASHA ABARWAYI(IBI		1	0.4%
GUFOTORA PHOTO EXPRESS		1	0.4%
GUFUNIKA ICYAYI		1	0.4%
GUHINGA IKAWA		1	0.4%
GUKANISHA GUKORA IMODOKA		1	0.4%
GUKODESHA AMAZU		1	0.4%
GUKODESHA IBYUMBA BY'INAMA		1	0.4%
GUKORA AMASABUNE,P DE TOI		1	0.4%
GUKORA EXPORATION Y'AMABUYE Y'		1	0.4%



### # A070B: Main Activity 3

Value	Label	Cases	Percentage
GUKORA IBIRYO BY'AMATUNGUC		1	0.4%
GUKORA IBITANDA		1	0.4%
GUKORA IFUMBIRE		1	0.4%
GUKORA INTEBE NO KUZIGURISHA		1	0.4%
GUKORA PHONE		1	0.4%
GUKORA PHONE ZAPFUYE NA COMPUT		1	0.4%
GUKORA URUSENDA		1	0.4%
GURUZA IBINYOBWA		1	0.4%
GUSENGA NO KUVUGA UBUTUMWA		1	0.4%
GUSIKANA,ROI		1	0.4%
GUSIMBUZA AMABATI YA FIBROCIME		1	0.4%
GUSYA IBIGORI BIKAVAMO IFU		1	0.4%
GUTANGA IMITI		2	0.8%
GUTANGA INGUZANYO		2	0.8%
GUTANGA MITIYU		1	0.4%
GUTANGA SERV. ZIYANYE NA AMAZ		1	0.4%
GUTUMIKIRA ABANTU		1	0.4%
GUTUNGANYA AMABUYE YAGACIRO		1	0.4%
GUTUNGANYA AMATA NA YOUGHROUT		1	0.4%
GUTWARA ABARWAYI KURI HOPITAL		1	0.4%
HEALT AND NUTRITION		1	0.4%
HOSPITALISATI		2	0.8%

# A070B: Main Activity 3

Value	Label	Cases	Percentage
HOSPITALISATI DE 48H		1	0.4%
IBIJANYE NA SOINS		1	0.4%
IBIRO BY'AMANAMA		1	0.4%
IBISENGE		1	0.4%
IBYUMA BY'UBUBAJI		1	0.4%
IFU Y'IBIGORI IBIRYO BY'AMATUN		1	0.4%
IMAGE DANS LA COMMUNICATI		1	0.4%
IMISUMARI		1	0.4%
IMITI Y'IBANZE		1	0.4%
IMPORTATION		1	0.4%
IMPORTATION MATERIEL DES EQUME		1	0.4%
INYUNGU KU MA DEPOTS		1	0.4%
IT MATERIALS		1	0.4%
ITERAMBERE		1	0.4%
JUS		1	0.4%
KOTSA BROCHETTES		1	0.4%
KOZA MU MUTWE		1	0.4%
KUBAKA UBUSHOBOZI MU BUHINZI		1	0.4%
KUBAKORE AMASOM		1	0.4%
KUBAZA INZUGI		1	0.4%
KUBITSA MURI ZABANK ZUNGUKA		1	0.4%
KUBYAZA NO KURINGANIZA URUBYAR		1	0.4%
KUDANDAZA AMANDAZI,IMI		1	0.4%
KUDANDAZA AMAVUTA YO KWISIGA		1	0.4%
KUDANDAZA TOLES NA ENGRAIS CHM		1	0.4%

### # A070B: Main Activity 3

Value	Label	Cases	Percentage
KUDETAYA AMASABUNE		1	0.4%
KUGORORA AMAMODOKA		1	0.4%
KUGURA IKAWA		1	0.4%
KUGURISHA		1	0.4%
KUGURISHA IMITI		1	0.4%
KUGURISHA AMABATI		1	0.4%
KUGURISHA IBYATUNGANI		1	0.4%
KUGURISHA ICYAYI MU MAHANGA		1	0.4%
KUGURISHA IMISATSI		1	0.4%
KUGURISHA IMITI		1	0.4%
KUHANYUZA SALAIRE		1	0.4%
KUNDANAZA IBYOMBO		1	0.4%
KURANGUZA IMYENDA		1	0.4%
KUWUCURUZA		1	0.4%
KUYOBORA		1	0.4%
KUZICURUZA HANZE		1	0.4%
KUZICURUZA NO GUCURUZA INANASI		1	0.4%
KUZIGAMA		1	0.4%
KWAKIRA AMANAMA&AM		1	0.4%
KWAKIRA INAMA		2	0.8%
KWAKIRA INAMA(SALLES		1	0.4%
KWEREKANA UMUPIRA,SONG		1	0.4%
KWIGA INISHINGA Y'UBUCURUZI		1	0.4%
KWIGISHA ABANYESHURI		1	0.4%
KWIGISHA GUSOMA NO KWANDIKA		1	0.4%
KWIKORERA/ GUTWARA PETROLI		1	0.4%

# A070B: Main Activity 3

Value	Label	Cases	Percentage
KWITA KUBYO AKORA MU RUKUNDO		1	0.4%
KWUBAKA AMAZU		1	0.4%
LABORATOIRE		1	0.4%
LENDING STOCK		1	0.4%
LOCATION		1	0.4%
LOCATION SALLE		1	0.4%
LOCATION SALLE,BUSINES CENTER		1	0.4%
LODGES		1	0.4%
LODJES		1	0.4%
LOGDE		1	0.4%
LOGEMENT		1	0.4%
LOGEMENT SANTE		1	0.4%
LOGEMENTS		1	0.4%
MAINTENANCE CONSTRUCTION		1	0.4%
MATERIEL SCOLAIRE		1	0.4%
MOBILE SELLING		1	0.4%
NIGHT CLUB		1	0.4%
PATISSERIE		1	0.4%
PDAMBIRY COOLING&SUB AC		1	0.4%
PEDICURE ET MANICURE		1	0.4%
PEDUCULE ET MANICULE		1	0.4%
PETITE CHIRIRGIE		1	0.4%
PETITE CHULIRGIE		1	0.4%
PHARMACIE		1	0.4%
PHARMARY		1	0.4%
PLANNING AND COORDINATION		1	0.4%
PLOMBERIE		1	0.4%
PRGRM YO GFSHA ABANA BATSHBOYE		1	0.4%
PRINTING		2	0.8%

### # A070B: Main Activity 3

Value	Label	Cases	Percentage
PRODUCTION		1	0.4%
PUBLO-REPORTAGE		1	0.4%
PVC PIPES		1	0.4%
REACTIF DES LABORATOIRE:		1	0.4%
RESTAURANT		4	1.5%
RESTAURANT& FOOD SERVICE		1	0.4%
RESTAURANTE BAR,GARDEN		1	0.4%
RESTAURENT		1	0.4%
RESTO ET BAR		1	0.4%
RETAIL SALE OF ELECTRIAL		1	0.4%
SALLE DE RECEPTION		2	0.8%
SALLE DE REUNION		3	1.1%
SALLE DE REUNION ET DE MARIAGE		1	0.4%
SANTE		1	0.4%
SAUNA		1	0.4%
SAUNA & MASSAGE		1	0.4%
SECR.PUBLIC&'		1	0.4%
SIONS MEDICAUX		1	0.4%
SOUDURE		1	0.4%
SPONSORING OF EDUCATION ON CON		1	0.4%
SPORT		1	0.4%
SPORT MU BANA		1	0.4%
STUDIO PHOTO		1	0.4%
STUDION		1	0.4%
SWIMING POOL		1	0.4%
TAX AND PROJECT MANAGEMENT		1	0.4%
TELEVISION		1	0.4%
TOILETTE		1	0.4%
TRAITEMENT PAR L'USINE,EXPOR		1	0.4%

### # A070B: Main Activity 3

Value	Label	Cases	Percentage
TRANSPORT DES MATERIELS		1	0.4%
TRANSPORT INTERNATIONAL		1	0.4%
TUGURISHA IMYENDA YA ABAGORE		1	0.4%
UBUCURUZI BW'IBIKAPU		1	0.4%
UBUCURUZI BW'IBIKORESHI		1	0.4%
UBUCURUZI BW'IMITI		1	0.4%
UBUCURUZWI BUSANZWE		1	0.4%
UBUKODE BW'AMAZU		1	0.4%
UBURANGUZI BW'IBYUMA BYUBWUBAT		1	0.4%
UBWOROZI BW'AMAFI		1	0.4%
UBWUBATSI		2	0.8%
UBWUBATSI BW'AMAZU YO GUTURAMO		1	0.4%
UMURYANGO UDAHARANIRAMA INYUNGU		1	0.4%
UNIQUE CONCRETE WATER TANKS		1	0.4%
VENTE DE GAZ		1	0.4%
VENTE DES PIECES DE RECHANGE		1	0.4%
WATER AND SANITATION		1	0.4%
air conditioning system		1	0.4%
amasomo yerekeranye n'idini is		1	0.4%
bar		2	0.8%
bar and restaurant		1	0.4%
gucuruza imbaho		1	0.4%
ibitanda		1	0.4%
import and export		1	0.4%
kubaka		1	0.4%

### # A070B: Main Activity 3

Value	Label	Cases	Percentage
ministry of health		1	0.4%
restaurant		1	0.4%
restaurent		1	0.4%
securite alimentaire		1	0.4%
spare parts et garage		1	0.4%
transport martime		1	0.4%

Warning: these figures indicate the number of cases found in the data file. They cannot be interpreted as summary statistics of the population of interest.

### # A070BS: ISIC 3

<b>Information</b>	[Type= discrete] [Format=numeric] [Range= 111-9999] [Missing=*]
<b>Statistics [NW/ W]</b>	[Valid=186 /-] [Invalid=1410 /-]

Value	Label	Cases	Percentage
111	Growing of cereals (except rice), leguminous crops and oil s	1	0.5%
112	Growing of rice	0	
113	Growing of vegetables and melons, roots and tubers	0	
114	Growing of sugar cane	0	
115	Growing of tobacco	0	
116	Growing of fibre crops	0	
119	Growing of other non-perennial crops	0	
121	Growing of grapes	0	
122	Growing of tropical and subtropical fruits	0	
123	Growing of citrus fruits	0	
124	Growing of pome fruits and stone fruits	0	
125	Growing of other tree and bush fruits and nuts	0	
126	Growing of oleaginous fruits	0	
127	Growing of beverage crops	1	0.5%
128	Growing of spices, aromatic, drug and pharmaceutical crops	0	
129	Growing of other perennial crops	0	
130	Plant propagation	0	
141	Raising of cattle and buffaloes	0	
142	Raising of horses and other equines	0	
143	Raising of camels and camelids	0	
144	Raising of sheep and goats	0	
145	Raising of swine/pigs	0	
146	Raising of poultry	1	0.5%
149	Raising of other animals	0	
150	Mixed farming	0	
161	Support activities for crop production	0	
162	Support activities for animal production	0	
163	Post-harvest crop activities	0	
164	Seed processing for propagation	0	
170	Hunting, trapping and related service activities	0	
210	Silviculture and other forestry activities	0	

**# A070BS: ISIC 3**

Value	Label	Cases	Percentage
220	Logging	0	
230	Gathering of non-wood forest products	0	
240	Support services to forestry	0	
310	Marine fishing	0	
312	Freshwater fishing	0	
321	Marine aquaculture	0	
322	Freshwater aquaculture	0	
510	Mining of hard coal	0	
520	Mining of lignite	0	
610	Extraction of crude petroleum	0	
620	Extraction of natural gas	0	
710	Mining of iron ores	0	
721	Mining of uranium and thorium ores	0	
729	Mining of other non-ferrous metal ores	2	1.1%
810	Quarrying of stone, sand and clay	0	
821	Office administrative and support activities	0	
891	Mining of chemical and fertilizer minerals	0	
892	Extraction of peat	0	
893	Extraction of salt	0	
899	Other mining and quarrying n.e.c.	0	
910	Support activities for petroleum and natural gas extraction	0	
990	Support activities for other mining and quarrying	0	
1010	Processing and preserving of meat	1	0.5%
1020	Processing and preserving of fish, crustaceans and molluscs	0	
1030	Processing and preserving of fruit and vegetables	0	
1040	Manufacture of vegetable and animal oils and fats	0	
1050	Manufacture of dairy products	1	0.5%
1061	Manufacture of grain mill products	1	0.5%
1062	Manufacture of starches and starch products	0	
1071	Manufacture of bakery products	1	0.5%
1072	Manufacture of sugar	0	
1073	Manufacture of cocoa, chocolate and sugar confectionery	0	
1074	Manufacture of macaroni, noodles, couscous and similar farin	0	
1075	Manufacture of prepared meals and dishes	0	
1079	Manufacture of other food products n.e.c.	2	1.1%
1080	Manufacture of prepared animal feeds	1	0.5%
1101	Distilling, rectifying and blending of spirits	0	
1102	Manufacture of wines	0	
1103	Manufacture of malt liquors and malt	0	
1104	Manufacture of soft drinks; production of mineral waters an	0	
1200	Manufacture of tobacco products	0	
1311	Preparation and spinning of textile fibres	0	
1312	Weaving of textiles	0	
1313	Finishing of textiles	0	
1391	Manufacture of knitted and crocheted fabrics	1	0.5%



# A070BS: ISIC 3

Value	Label	Cases	Percentage
1392	Manufacture of made-up textile articles, except apparel	0	
1393	Manufacture of carpets and rugs	0	
1394	Manufacture of cordage, rope, twine and netting	0	
1399	Manufacture of other textiles n.e.c.	0	
1410	Manufacture of wearing apparel, except fur apparel	0	
1420	Manufacture of articles of fur	0	
1430	Manufacture of knitted and crocheted apparel	0	
1511	Tanning and dressing of leather; dressing and dyeing of fur	0	
1512	Manufacture of luggage, handbags and the like, saddlery and	0	
1520	Manufacture of footwear	0	
1610	Sawmilling and planing of wood	0	
1621	Manufacture of veneer sheets and wood-based panels	0	
1622	Manufacture of builders' carpentry and joinery	0	
1623	Manufacture of wooden containers	0	
1629	Manufacture of other products of wood; manufacture of articl	0	
1701	Manufacture of pulp, paper and paperboard	0	
1702	Manufacture of corrugated paper and paperboard and of conta	0	
1709	Manufacture of other articles of paper and paperboard	0	
1811	Printing	0	
1812	Service activities related to printing	0	
1820	Reproduction of recorded media	0	
1910	Manufacture of coke oven products	0	
1920	Manufacture of refined petroleum products	0	
2011	Manufacture of basic chemicals	0	
2012	Manufacture of fertilizers and nitrogen compounds	0	
2013	Manufacture of plastics and synthetic rubber in primary form	0	
2021	Manufacture of pesticides and other agrochemical products	0	
2022	Manufacture of paints, varnishes and similar coatings, print	0	
2023	Manufacture of soap and detergents, cleaning and polishing p	1	0.5%
2029	2029 Manufacture of other chemical products n.e.c.	0	
2030	Manufacture of man-made fibres	0	
2100	Manufacture of pharmaceuticals, medicinal chemical and botan	0	
2211	Manufacture of rubber tyres and tubes; retreading and rebui	0	
2219	2219 Manufacture of other rubber products	1	0.5%
2220	Manufacture of plastics products	1	0.5%
2310	Manufacture of glass and glass products	0	
2391	Manufacture of refractory products	0	
2392	Manufacture of clay building materials	0	
2393	Manufacture of other porcelain and ceramic products	0	
2394	Manufacture of cement, lime and plaster	0	
2395	Manufacture of articles of concrete, cement and plaster	0	
2396	Cutting, shaping and finishing of stone	1	0.5%
2399	Manufacture of other non-metallic mineral products n.e.c.	0	
2410	Manufacture of basic iron and steel	0	
2420	Manufacture of basic precious and other non-ferrous metals	0	

**# A070BS: ISIC 3**

Value	Label	Cases	Percentage
2431	Casting of iron and steel	0	
2432	Casting of non-ferrous metals	0	
2511	Manufacture of structural metal products	0	
2512	Manufacture of tanks, reservoirs and containers of metal	0	
2513	Manufacture of steam generators, except central heating hot	0	
2520	Manufacture of weapons and ammunition	0	
2591	Forging, pressing, stamping and roll-forming of metal; powd	1	0.5%
2592	Treatment and coating of metals; machining	0	
2593	Manufacture of cutlery, hand tools and general hardware	0	
2599	Manufacture of other fabricated metal products n.e.c.	0	
2610	Manufacture of electronic components and boards	0	
2620	Manufacture of computers and peripheral equipment	0	
2630	Manufacture of communication equipment	0	
2640	Manufacture of consumer electronics	0	
2651	Manufacture of measuring, testing, navigating and control eq	0	
2660	Manufacture of irradiation, electromedical and electrotherap	0	
2670	Manufacture of optical instruments and photographic equipmen	0	
2680	Manufacture of magnetic and optical media	0	
2710	Manufacture of electric motors, generators, transformers and	0	
2720	Manufacture of batteries and accumulators	0	
2731	Manufacture of fibre optic cables	0	
2732	Manufacture of other electronic and electric wires and cable	0	
2733	Manufacture of wiring devices	0	
2740	Manufacture of electric lighting equipment	0	
2750	Manufacture of domestic appliances	0	
2790	Manufacture of other electrical equipment	0	
2811	Manufacture of engines and turbines, except aircraft, vehicl	0	
2812	Manufacture of fluid power equipment	0	
2813	Manufacture of other pumps, compressors, taps and valves	0	
2814	Manufacture of bearings, gears, gearing and driving elements	0	
2815	Manufacture of ovens, furnaces and furnace burners	0	
2816	Manufacture of lifting and handling equipment	0	
2817	Manufacture of office machinery and equipment (except comput	0	
2818	Manufacture of power-driven hand tools	0	
2819	Manufacture of other general-purpose machinery	0	
2821	Manufacture of agricultural and forestry machinery	0	
2822	Manufacture of metal-forming machinery and machine tools	0	
2823	Manufacture of machinery for metallurgy	0	
2824	Manufacture of machinery for mining, quarrying and construct	0	
2825	Manufacture of machinery for food, beverage and tobacco proc	0	
2826	Manufacture of machinery for textile, apparel and leather pr	0	
2829	Manufacture of other special-purpose machinery	0	
2910	Manufacture of motor vehicles	0	
2920	Manufacture of bodies (coachwork) for motor vehicles; manufa	0	
2930	Manufacture of parts and accessories for motor vehicles	0	

# A070BS: ISIC 3

Value	Label	Cases	Percentage
3011	Building of ships and floating structures	0	
3012	Building of pleasure and sporting boats	0	
3020	Manufacture of railway locomotives and rolling stock	0	
3030	Manufacture of air and spacecraft and related machinery	0	
3040	Manufacture of military fighting vehicles	0	
3091	Manufacture of motorcycles	0	
3092	Manufacture of bicycles and invalid carriages	0	
3099	Manufacture of other transport equipment n.e.c.	0	
3100	Manufacture of furniture	1	0.5%
3211	Manufacture of jewellery and related articles	0	
3212	Manufacture of imitation jewellery and related articles	0	
3220	Manufacture of musical instruments	0	
3230	Manufacture of sports goods	0	
3240	Manufacture of games and toys	0	
3250	Manufacture of medical and dental instruments and supplies	0	
3290	Other manufacturing n.e.c.	0	
3311	Repair of fabricated metal products	0	
3312	Repair of machinery	1	0.5%
3313	Repair of electronic and optical equipment	0	
3314	Repair of electrical equipment	0	
3315	Repair of transport equipment, except motor vehicles	0	
3319	Repair of other equipment	0	
3320	Installation of industrial machinery and equipment	0	
3510	Electric power generation, transmission and distribution	0	
3520	Manufacture of gas; distribution of gaseous fuels through ma	2	1.1%
3530	Steam and air conditioning supply	0	
3600	Water collection, treatment and supply	1	0.5%
3700	Sewerage	0	
3811	Collection of non-hazardous waste	0	
3812	Collection of hazardous waste	0	
3821	Treatment and disposal of non-hazardous waste	0	
3822	Treatment and disposal of hazardous waste	0	
3830	Materials recovery	0	
3900	Remediation activities and other waste management services	0	
4100	Construction of buildings	8	4.3%
4210	Construction of roads and railways	1	0.5%
4220	Construction of utility projects	0	
4290	Construction of other civil engineering projects	1	0.5%
4311	Demolition	0	
4312	Site preparation	0	
4321	Electrical installation	1	0.5%
4322	Plumbing, heat and air-conditioning installation	1	0.5%
4329	Other construction installation	0	
4330	Building completion and finishing	0	
4390	Other specialized construction activities	0	

**# A070BS: ISIC 3**

Value	Label	Cases	Percentage
4510	Sale of motor vehicles	0	
4520	Maintenance and repair of motor vehicles	1	0.5%
4530	Sale of motor vehicle parts and accessories	1	0.5%
4540	Sale, maintenance and repair of motorcycles and related part	1	0.5%
4610	Wholesale on a fee or contract basis	0	
4620	Wholesale of agricultural raw materials and live animals	1	0.5%
4630	Wholesale of food, beverages and tobacco	1	0.5%
4641	Wholesale of textiles, clothing and footwear	0	
4649	Wholesale of other household goods	0	
4651	Wholesale of computers, computer peripheral equipment and so	0	
4652	Wholesale of electronic and telecommunications equipment and	1	0.5%
4653	Wholesale of agricultural machinery, equipment and supplies	0	
4659	Wholesale of other machinery and equipment	0	
4661	Wholesale of solid, liquid and gaseous fuels and related pr	0	
4662	Wholesale of metals and metal ores	0	
4663	Wholesale of construction materials, hardware, plumbing and	2	1.1%
4669	4669 Wholesale of waste and scrap and other products n.e.c.	0	
4690	Non-specialized wholesale trade	0	
4711	Retail sale in non-specialized stores with food, beverages o	3	1.6%
4719	4719 Other retail sale in non-specialized stores	1	0.5%
4721	Retail sale of food in specialized stores	6	3.2%
4722	Retail sale of beverages in specialized stores	1	0.5%
4723	Retail sale of tobacco products in specialized stores	0	
4730	Retail sale of automotive fuel in specialized stores	0	
4741	Retail sale of computers, peripheral units, software and tel	2	1.1%
4742	Retail sale of audio and video equipment in specialized stor	1	0.5%
4751	Retail sale of textiles in specialized stores	1	0.5%
4752	Retail sale of hardware, paints and glass in specialized sto	0	
4753	Retail sale of carpets, rugs, wall and floor coverings in sp	0	
4759	Retail sale of electrical household appliances, furniture,	1	0.5%
4761	Retail sale of books, newspapers and stationary in specializ	4	2.2%
4762	Retail sale of music and video recordings in specialized st	0	
4763	Retail sale of sporting equipment in specialized stores	0	
4764	Retail sale of games and toys in specialized stores	0	
4771	Retail sale of clothing, footwear and leather articles in sp	1	0.5%
4772	Retail sale of pharmaceutical and medical goods, cosmetic an	10	5.4%
4773	4773 Other retail sale of new goods in specialized stores	4	2.2%
4774	Retail sale of second-hand goods	0	
4781	Retail sale via stalls and markets of food, beverages and to	0	
4782	Retail sale via stalls and markets of textiles, clothing and	0	
4789	Retail sale via stalls and markets of other goods	0	
4791	Retail sale via mail order houses or via Internet	0	
4799	Other retail sale not in stores, stalls or markets	0	
4911	Passenger rail transport, interurban	0	
4912	Freight rail transport	0	

**# A070BS: ISIC 3**

Value	Label	Cases	Percentage
4921	Urban and suburban passenger land transport	0	
4922	Other passenger land transport	2	1.1%
4923	Freight transport by road	1	0.5%
4930	Transport via pipeline	0	
5011	Sea and coastal passenger water transport	0	
5012	Sea and coastal freight water transport	0	
5021	Inland passenger water transport	0	
5022	Inland freight water transport	1	0.5%
5110	Passenger air transport	0	
5120	Freight air transport	0	
5210	Warehousing and storage	1	0.5%
5221	Service activities incidental to land transportation	0	
5222	Service activities incidental to water transportation	0	
5223	Service activities incidental to air transportation	0	
5224	Cargo handling	1	0.5%
5229	Other transportation support activities	0	
5310	Postal activities	0	
5320	Courier activities	0	
5510	Short term accommodation activities	22	11.8%
5520	Camping grounds, recreational vehicle parks and trailer park	0	
5590	Other accommodation	2	1.1%
5610	Restaurants and mobile food service activities	9	4.8%
5621	Event catering	0	
5629	Other food service activities	0	
5630	Beverage serving activities	17	9.1%
5811	Book publishing	0	
5812	Publishing of directories and mailing lists	0	
5813	Publishing of newspapers, journals and periodicals	0	
5819	Other publishing activities	0	
5820	Software publishing	0	
5911	Motion picture, video and television programme production ac	0	
5912	Motion picture, video and television programme post-producti	0	
5913	Motion picture, video and television programme distribution	0	
5914	Motion picture projection activities	0	
5920	Sound recording and music publishing activities	0	
6010	Radio broadcasting	0	
6020	Television programming and broadcasting activities	0	
6110	Wired telecommunications activities	0	
6120	Wireless telecommunications activities	1	0.5%
6130	Satellite telecommunications activities	0	
6190	Other telecommunications activities	0	
6201	Computer programming activities	0	
6202	Computer consultancy and computer facilities management acti	0	
6209	Other information technology and computer service activities	0	
6311	Data processing, hosting and related activities	0	

# A070BS: ISIC 3

Value	Label	Cases	Percentage
6312	Web portals	0	
6391	News agency activities	0	
6399	Other information service activities n.e.c.	0	
6411	Central banking	0	
6419	Other monetary intermediation	2	1.1%
6420	Activities of holding companies	0	
6430	Trusts, funds and similar financial entities	0	
6491	Financial leasing	0	
6492	Other credit granting	0	
6499	Other financial service activities, except insurance and pension	0	
6511	Life insurance	0	
6512	Non-life insurance	0	
6520	Reinsurance	0	
6530	Pension funding	0	
6611	Administration of financial markets	0	
6612	Security and commodity contracts brokerage	0	
6619	Other activities auxiliary to financial service activities	0	
6621	Risk and damage evaluation	0	
6622	Activities of insurance agents and brokers	0	
6629	Other activities auxiliary to insurance and pension funding	0	
6630	Fund management activities	1	0.5%
6810	Real estate activities with own or leased property	0	
6820	Real estate activities on a fee or contract basis	1	0.5%
6910	Legal activities	0	
6920	Accounting, bookkeeping and auditing activities; tax consulting	0	
7010	Activities of head offices	0	
7020	Management consultancy activities	0	
7110	Architectural and engineering activities and related technical	2	1.1%
7210	Research and experimental development on natural sciences and	1	0.5%
7220	Research and experimental development on social sciences and	0	
7310	Advertising	0	
7320	Market research and public opinion polling	0	
7410	Specialized design activities	1	0.5%
7420	Photographic activities	2	1.1%
7490	Other professional, scientific and technical activities n.e.c.	2	1.1%
7500	Veterinary activities	0	
7710	Renting and leasing of motor vehicles	0	
7721	Renting and leasing of recreational and sports goods	0	
7722	Renting of video tapes and disks	0	
7729	Renting and leasing of other personal and household goods	1	0.5%
7730	Renting and leasing of other machinery, equipment and transport	3	1.6%
7740	Leasing of intellectual property and similar products, except	0	
7810	Activities of employment placement agencies	0	
7820	Temporary employment agency activities	0	
7830	Other human resources provision	0	

# A070BS: ISIC 3

Value	Label	Cases	Percentage
7911	Travel agency activities	0	
7912	Tour operator activities	0	
7990	Other reservation service and related activities	0	
8010	Private security activities	0	
8020	Security systems service activities	0	
8030	Investigation activities	0	
8110	Combined facilities support activities	0	
8121	General cleaning of buildings	0	
8129	Other building and industrial cleaning activities	0	
8130	Landscape care and maintenance service activities	0	
8211	Combined office administrative service activities	0	
8219	Photocopying, document preparation and other specialized off	2	1.1%
8220	Activities of call centres	0	
8230	Organization of conventions and trade shows	0	
8291	Activities of collection agencies and credit bureaus	0	
8292	Packaging activities	0	
8299	Other business support service activities n.e.c.	0	
8411	General public administration activities	0	
8412	Regulation of the activities of providing health care, educa	0	
8413	8413 Regulation of and contribution to more efficient operat	0	
8421	Foreign affairs	0	
8422	Defence activities	0	
8423	Public order and safety activities	0	
8430	Compulsory social security activities	0	
8510	Pre-primary and primary education	1	0.5%
8521	General secondary education	1	0.5%
8522	Technical and vocational secondary education	1	0.5%
8530	Higher education	0	
8541	Sports and recreation education	0	
8542	Cultural education	0	
8549	Other education n.e.c.	2	1.1%
8550	Educational support activities	0	
8610	Hospital activities	4	2.2%
8620	Medical and dental practice activities	1	0.5%
8690	Other human health activities	0	
8710	Residential nursing care facilities	0	
8720	Residential care activities for mental retardation, mental	0	
8730	873 8730 Residential care activities for the elderly and dis	0	
8790	Other residential care activities	0	
8810	Social work activities without accommodation for the elderly	0	
8890	Other social work activities without accommodation	2	1.1%
9000	Creative, arts and entertainment activities	0	
9101	Library and archives activities	0	
9102	Museums activities and operation of historical sites and bui	0	
9103	Botanical and zoological gardens and nature reserves activit	0	

### # A070BS: ISIC 3

Value	Label	Cases	Percentage
9200	Gambling and betting activities	0	
9311	Operation of sports facilities	1	0.5%
9312	Activities of sports clubs	2	1.1%
9319	Other sports activities	0	
9321	Activities of amusement parks and theme parks	0	
9329	Other amusement and recreation activities n.e.c.	3	1.6%
9411	Activities of business and employers membership organization	0	
9420	Activities of trade unions	0	
9491	Activities of religious organizations	1	0.5%
9492	Activities of political organizations	0	
9499	Activities of other membership organizations n.e.c.	3	1.6%
9511	Repair of computers and peripheral equipment	1	0.5%
9512	Repair of communication equipment	2	1.1%
9521	Repair of consumer electronics	0	
9522	Repair of household appliances and home and garden equipment	0	
9523	Repair of footwear and leather goods	0	
9524	Repair of furniture and home furnishings	0	
9529	Repair of other personal and household goods	0	
9601	Washing and (dry-) cleaning of textile and fur products	2	1.1%
9602	Hairdressing and other beauty treatment	2	1.1%
9603	Funeral and related activities	0	
9609	Other personal service activities n.e.c.	0	
9700	Activities of households as employers of domestic personnel	0	
9810	Undifferentiated goods-producing activities of private hous	0	
9820	Undifferentiated service-producing activities of private hou	0	
9900	Activities of extraterritorial organizations and bodies	3	1.6%
9999		1	0.5%
Sysmiss		1410	

Warning: these figures indicate the number of cases found in the data file. They cannot be interpreted as summary statistics of the population of interest.

### # ISIC1A070BS: ISIC\_LEVEL1A070BS

**Information** [Type= discrete] [Format=numeric] [Range= 1-99] [Missing=\*]

**Statistics [NW/ W]** [Valid=185 /-] [Invalid=1411 /-]

Value	Label	Cases	Percentage
1	,Agriculture, forestry and fishing	3	1.6%
2	Mining and quarrying	2	1.1%
3	Manufacturing	15	8.1%
4	Electricity, gas, steam and air conditioning supply	2	1.1%
5	Water supply, sewage, waste management and remediation activ	1	0.5%
6	Construction	12	6.5%
7	Wholesale and retail trade; repair of motor vehicle and moto	43	23.2%
8	Transportation and storage	6	3.2%
9	Accommodation and food service activities	50	27.0%
10	Information and communication	1	0.5%
11	Financial and insurance activities	3	1.6%



**# ISIC1A070BS: ISIC\_LEVEL1A070BS**

Value	Label	Cases	Percentage
12	Real estate activities	1	0.5%
13	Professional scientific and technical activities	8	4.3%
14	Administrative and support service activities	6	3.2%
15	Public administration defense and compulsory social security	0	
16	Education	5	2.7%
17	Human health and social work activities	7	3.8%
18	Arts, entertainments and recreation	6	3.2%
19	Other services activities	11	5.9%
20	Activities of households as employers; undifferentiated good	0	
21	Activities of extraterritorial organization and bodies	3	1.6%
99	Not stated	0	
Sysmiss		1411	

*Warning: these figures indicate the number of cases found in the data file. They cannot be interpreted as summary statistics of the population of interest.*

**# A080: What is the type of your establishment?**

<b>Information</b>	[Type= discrete] [Format=numeric] [Range= 1-99] [Missing=*]
<b>Statistics [NW/ W]</b>	[Valid=1312 /-] [Invalid=284 /-]

Value	Label	Cases	Percentage
1	Head office	161	12.3%
2	Stand alone establishment	1103	84.1%
4	Branch of international establishment	42	3.2%
99	Not specified	6	0.5%
Sysmiss		284	

*Warning: these figures indicate the number of cases found in the data file. They cannot be interpreted as summary statistics of the population of interest.*

**# A090: How many branches do you have, including the main office**

<b>Information</b>	[Type= continuous] [Format=numeric] [Range= 2-96] [Missing=*/99]
<b>Statistics [NW/ W]</b>	[Valid=154 /-] [Invalid=1442 /-] [Mean=7.266 /-] [StdDev=10.048 /-]

Value	Label	Cases	Percentage
99	Not specified	7	

*Warning: these figures indicate the number of cases found in the data file. They cannot be interpreted as summary statistics of the population of interest.*

**# A100: Are you self accounting/Financial autonomous?**

<b>Information</b>	[Type= discrete] [Format=numeric] [Range= 1-99] [Missing=*]
<b>Statistics [NW/ W]</b>	[Valid=1312 /-] [Invalid=284 /-]

Value	Label	Cases	Percentage
1	Yes	1222	93.1%
2	No	82	6.2%
99	Not specified	8	0.6%
Sysmiss		284	

*Warning: these figures indicate the number of cases found in the data file. They cannot be interpreted as summary statistics of the population of interest.*

**# A101: What is the the legal status of your establishment**

<b>Information</b>	[Type= discrete] [Format=numeric] [Range= 1-99] [Missing=*]
<b>Statistics [NW/ W]</b>	[Valid=1312 /-] [Invalid=284 /-]

### # A101: What is the legal status of your establishment

Value	Label	Cases	Percentage
1	Sole proprietorship	636	48.5%
2	Limited by share(LTD)	275	21.0%
3	Limited by guarantee	4	0.3%
4	Limited by Both share and guarantee	11	0.8%
5	Unlimited	8	0.6%
6	Other	376	28.7%
99	Not specified	2	0.2%
Sysmiss		284	

Warning: these figures indicate the number of cases found in the data file. They cannot be interpreted as summary statistics of the population of interest.

### # A101S: Other-Specify

Information [Type= discrete] [Format=character] [Missing=\*]

Statistics [NW/ W] [Valid=361 /-] [Invalid=0 /-]

Value	Label	Cases	Percentage
ABAGIRANEZA		1	0.3%
ABAHAYIMAN		2	0.6%
ABAKRIST BISHY.HAMWE		1	0.3%
ABAKRISTO		1	0.3%
ABAKRISTU BIYUBAKIYE		1	0.3%
ABANTU BISHIZA HAMWE		1	0.3%
ABANTU NA SOCIETE		1	0.3%
ABANYAMANI NA KRIS		1	0.3%
ABANYU&COO		1	0.3%
ADEPR		1	0.3%
AGASHYIRAHA		1	0.3%
AGREER SUBSIDIEN		1	0.3%
ANDICAN CHURCH		1	0.3%
APOSTOLIC CHURCH		1	0.3%
ASBL		6	1.7%
ASS IDAHARANIRA INYU		1	0.3%
ASSOCI.SANS BUT RECR		1	0.3%
ASSOCIATION		2	0.6%
ASSOCIATION MUSULMAN		1	0.3%
ASSOCIATION SANS BUT		3	0.8%
ATELIER YA EGLISE		1	0.3%

### # A101S: Other-Specify

Value	Label	Cases	Percentage
BABIRI		1	0.3%
BARATERANYI		1	0.3%
BASHAMIKIY		1	0.3%
KURI ADPR		1	0.3%
BUHINIYE KU		1	0.3%
MAKOPERA		1	0.3%
CATHOLIQUE		1	0.3%
BUTARE		1	0.3%
CHURCH		1	0.3%
COMMUN.ABIH		1	0.3%
COMMUNAUTE		6	1.7%
COMMUNAUTE		1	0.3%
CATHOLIQUE		1	0.3%
CONGREGATIO		1	0.3%
CONTRUBITION		1	0.3%
COOPERATIVE		22	6.1%
COOPERATIVE		1	0.3%
Y'ABANTU		1	0.3%
COOPERATIVE		1	0.3%
YABAHINZ		1	0.3%
COPERATIVE		1	0.3%
DIOCESE		1	0.3%
DIOCESE		1	0.3%
CATHOLIQUE		1	0.3%
DIOCESE		1	0.3%
ENGLICAN		1	0.3%
EAR		1	0.3%
NYACYONGA		1	0.3%
EGLISE		26	7.2%
EGLISE		1	0.3%
ADEPR		4	1.1%
EGLISE		1	0.3%
CATHOLIQUE		1	0.3%
EGLISE EAR		1	0.3%
EGLISE EPR		1	0.3%
EGLISE		1	0.3%
PENTECOTE		1	0.3%
EGLISE		1	0.3%
PRESBYTHERIE		1	0.3%
EGLISE(ADPR)		1	0.3%
EGLISE(EAR)		1	0.3%
EGLISEE		1	0.3%
CATHOLIQUE		1	0.3%
EGLISEV		1	0.3%
ADVESTISTE		1	0.3%
EPR EGLISE		1	0.3%
PRESBYTER		1	0.3%
FONDE PAR		1	0.3%
EGLISE ZIO		1	0.3%
FRERE		1	0.3%
MARISTE		1	0.3%

# A101S: Other-Specify

Value	Label	Cases	Percentage
GERMANY GOVERMENT		1	0.3%
GIFATTIYE KU ADEPER		1	0.3%
GISHAMIKIYE KW'IDINI		1	0.3%
GISHAMIKIYE KWIDINI		1	0.3%
IBAHAYIMANA		1	0.3%
IBIGO LETA IFATANYIJ		1	0.3%
ICY'ABABIKIRA		1	0.3%
ICYABIHAYIMA		1	0.3%
ICYIGO CY'IDINI		1	0.3%
IDINI		27	7.5%
IDINI CATHOLIC		1	0.3%
IDINI EAR		1	0.3%
IDINI GATORIKA		1	0.3%
IDINI RYA ADPER		1	0.3%
IDINI Y'ABAYISILAM		1	0.3%
IDINI YA ISLAM		1	0.3%
IHURIRO RY'ABAMOTAR		1	0.3%
IKI CY'IDINI		1	0.3%
IKIGO CY'ABIHAYIMA		4	1.1%
IKIGO CY'IDIMI		1	0.3%
IKIGO CY'IDINI		8	2.2%
IKIGO CY'IMARI		2	0.6%
IKIGO CY'ITORERO		1	0.3%
IKIGO CY'ITORERO EPR		1	0.3%
IKIGO CY'IVUGABUTU		1	0.3%
IKIGO CY'UBUTABAZI		1	0.3%
IKIGO CYA ADEPR		1	0.3%
IKIGO CYA ADPER		1	0.3%
IKIGO CYA DIOCESE		1	0.3%

**# A101S: Other-Specify**

Value	Label	Cases	Percentage
IKIGO CYA DIOSESE		1	0.3%
IKIGO CYA KILIZIYA		1	0.3%
IKIGO CYA LETA		6	1.7%
IKIGO CYA LETO		1	0.3%
IKIGO CYABATURAGE		1	0.3%
IKIGO CYABIHAYIMA		3	0.8%
IKIGO CYI NDIMI		1	0.3%
IKIGO K'IDINI		1	0.3%
IKIGO KIDAHARANIRI		1	0.3%
IKIGO KIGENGA(ADPER)		1	0.3%
IKIGO cy'ABIHAYIMATI		1	0.3%
IMBARAGA Z'ABANYAMATI		1	0.3%
INDEPENDANT KADUVAYE		1	0.3%
INKUNGA YA LETA		1	0.3%
INZEGO ZA LETA		2	0.6%
IOTRERO		1	0.3%
ISHIRAHAMWE		1	0.3%
ITORERO		11	3.0%
ITORERO ADEPER		1	0.3%
ITORERO ADEPR		1	0.3%
ITORERO ADPER		1	0.3%
ITORERO ADVENTISTE		1	0.3%
ITORERO METHODISTE		1	0.3%
ITORERO RY'IVUGABUTU		1	0.3%
ITORERO RYA ADPR		1	0.3%
ITORERO RYA ADVENTI		1	0.3%
ITORERO/ IDINI		1	0.3%
IVUGABUTUMV		2	0.6%

### # A101S: Other-Specify

Value	Label	Cases	Percentage
KIGENGA GIFASHWANAL		1	0.3%
KIRIZIYA		1	0.3%
KIRIZIYA YA GIKIRISI		1	0.3%
KOPERATIVE		2	0.6%
LES COOPPERATIVE		1	0.3%
LETA		3	0.8%
LETA IFITEMO UMUGABA		1	0.3%
LETA IFITMO IMGABANE		1	0.3%
LETA NA DIYOSEZI		1	0.3%
LETA YUBUDAGE MU RDA		1	0.3%
LETA&ABANYA		1	0.3%
LIMITED		1	0.3%
MINISTERI Y'INGABO		1	0.3%
N'ICYI DINI		1	0.3%
N.G.O		1	0.3%
NGO		9	2.5%
NGOS		2	0.6%
NI ABANTU BABIRI BAF		1	0.3%
NI CY'IDINI		1	0.3%
NI IBYA FAMILLE		1	0.3%
NI IBYI ITORERO		1	0.3%
NI ICYA LETA		1	0.3%
NI IDINI		1	0.3%
NI ITORERO		2	0.6%
NI KIGO CY'INDIMI		1	0.3%
NI URUSENGERO		1	0.3%
NI UWA FAMILLE		1	0.3%
NICYA DIOCESE CATHOL		1	0.3%
NICYABIHAYE IMANA		1	0.3%
NTIGIHARANIR		1	0.3%
NTUHARANIRA INYUNGU		1	0.3%

### # A101S: Other-Specify

Value	Label	Cases	Percentage
Non PROFIT ORGANIZ.		1	0.3%
O.N.GLOCAL DVT RURAL		1	0.3%
ONG		9	2.5%
ONG INTERNATIONAL		1	0.3%
ONG LOCAL		4	1.1%
ORG.SAN BUT LUCRATIF		1	0.3%
PAROISSE		1	0.3%
SOCIETE MIXTE RDALIB		1	0.3%
SYNDICAT		1	0.3%
UDAHARANIRAINYUNGU		2	0.6%
UMURYANGO		1	0.3%
UMURYANGO MPUZAMAHAN		1	0.3%
UMURYANGO NTERANKUNG		2	0.6%
UMURYANGO UDAHARANIR		4	1.1%
UMURYANGO UTEGAMIYE		2	0.6%
UMURYANGO UTEGAMIYEL		1	0.3%
UMURYANGO W'AMATORER		1	0.3%
UMURYANGO W'IVUGABUT		1	0.3%
UMUTUNGO W'ABANTU 2		1	0.3%
UMUTUNGO W'ABANTU 4		1	0.3%
UMUTUNGO W'IDINI		3	0.8%
UMUTUNGO WA BANTU		1	0.3%
UMUTUNGO WA CENTRALE		1	0.3%
UMUTUNGO WA EGLISE		1	0.3%
UMUTUNGO WA INTERNAT		1	0.3%
UMUTUNGO WA KILIZIYA		1	0.3%
UMUYOBORO UTEGAMIYE		1	0.3%
UNIVERS.CONS		1	0.3%
URUSENGERO		29	8.0%

<b># A101S: Other-Specify</b>			
<b>Value</b>	<b>Label</b>	<b>Cases</b>	<b>Percentage</b>
URUSENGERO NTABURYOZ		1	0.3%
URUSENGERO(		1	0.3%
amadini		1	0.3%
asbl		1	0.3%
ass y'urubwiruko cat		1	0.3%
association sans but		1	0.3%
eglise presbyterenne		1	0.3%
idini na leta		1	0.3%
ikigo cy'idini ya is		1	0.3%
ikigo n'icya diosese		1	0.3%
imiryango mpuzamahan		1	0.3%
umuryango mpuzamahan		1	0.3%
<i>Warning: these figures indicate the number of cases found in the data file. They cannot be interpreted as summary statistics of the population of interest.</i>			
<b># A102A: Rwandese-male</b>			
<b>Information</b>	[Type= continuous] [Format=numeric] [Range= 0-4412] [Missing=*/99999]		
<b>Statistics [NW/ W]</b>	[Valid=278 /-] [Invalid=1318 /-] [Mean=164.705 /-] [StdDev=554.088 /-]		
<b># A102B: Rwandese-Female</b>			
<b>Information</b>	[Type= continuous] [Format=numeric] [Range= 0-2840] [Missing=*/99999]		
<b>Statistics [NW/ W]</b>	[Valid=277 /-] [Invalid=1319 /-] [Mean=123.289 /-] [StdDev=427.703 /-]		
<b># RWANDESE2: Rwandese</b>			
<b>Information</b>	[Type= continuous] [Format=numeric] [Range= 1-6605] [Missing=*/99999/0]		
<b>Statistics [NW/ W]</b>	[Valid=232 /-] [Invalid=1364 /-] [Mean=344.539 /-] [StdDev=1018.302 /-]		
<b># A102D: EAC Citizens-Male</b>			
<b>Information</b>	[Type= discrete] [Format=numeric] [Range= 0-7] [Missing=*/99999]		
<b>Statistics [NW/ W]</b>	[Valid=275 /-] [Invalid=1321 /-]		
<b>Value</b>	<b>Label</b>	<b>Cases</b>	<b>Percentage</b>
0		252	91.6%
1		7	2.5%
2		8	2.9%
3		6	2.2%
6		1	0.4%
7		1	0.4%
99999		23	
Sysmiss		1298	
<i>Warning: these figures indicate the number of cases found in the data file. They cannot be interpreted as summary statistics of the population of interest.</i>			
<b># A102E: EAC Citizens-Female</b>			
<b>Information</b>	[Type= discrete] [Format=numeric] [Range= 0-10] [Missing=*/99999]		



**# A102E: EAC Citizens-Female**

**Statistics [NW/ W]** [Valid=275 /-] [Invalid=1321 /-]

Value	Label	Cases	Percentage
0		272	98.9%
1		2	0.7%
10		1	0.4%
99999		23	
Sysmiss		1298	

*Warning: these figures indicate the number of cases found in the data file. They cannot be interpreted as summary statistics of the population of interest.*

**# EAC\_ITIZEN2: EAC citizen**

**Information** [Type= discrete] [Format=numeric] [Range= 1-10] [Missing=\*99999/0]

**Statistics [NW/ W]** [Valid=24 /-] [Invalid=1572 /-] [Mean=2.75 /-] [StdDev=2.111 /-]

Value	Label	Cases	Percentage
1		5	20.8%
2		10	41.7%
3		6	25.0%
6		1	4.2%
7		1	4.2%
10		1	4.2%
0		251	
99999		23	
Sysmiss		1298	

*Warning: these figures indicate the number of cases found in the data file. They cannot be interpreted as summary statistics of the population of interest.*

<b># A102G: Other africa-Male</b>			
<b>Information</b>		[Type= discrete] [Format=numeric] [Range= 0-3] [Missing=*/99999]	
<b>Statistics [NW/ W]</b>		[Valid=275 /-] [Invalid=1321 /-]	
<b>Value</b>	<b>Label</b>	<b>Cases</b>	<b>Percentage</b>
0		268	97.5%
1		3	1.1%
2		2	0.7%
3		2	0.7%
99999		23	
Sysmiss		1298	
<i>Warning: these figures indicate the number of cases found in the data file. They cannot be interpreted as summary statistics of the population of interest.</i>			
<b># A102H: Other africa-Female</b>			
<b>Information</b>		[Type= discrete] [Format=numeric] [Range= 0-1] [Missing=*/99999]	
<b>Statistics [NW/ W]</b>		[Valid=275 /-] [Invalid=1321 /-]	
<b>Value</b>	<b>Label</b>	<b>Cases</b>	<b>Percentage</b>
0		274	99.6%
1		1	0.4%
99999		23	
Sysmiss		1298	
<i>Warning: these figures indicate the number of cases found in the data file. They cannot be interpreted as summary statistics of the population of interest.</i>			
<b># OTHER_AFR2: Other Africa</b>			
<b>Information</b>		[Type= discrete] [Format=numeric] [Range= 1-3] [Missing=*/99999/0]	
<b>Statistics [NW/ W]</b>		[Valid=7 /-] [Invalid=1589 /-] [Mean=2 /-] [StdDev=0.816 /-]	
<b>Value</b>	<b>Label</b>	<b>Cases</b>	<b>Percentage</b>
1		2	28.6%
2		3	42.9%
3		2	28.6%
0		268	
99999		23	
Sysmiss		1298	
<i>Warning: these figures indicate the number of cases found in the data file. They cannot be interpreted as summary statistics of the population of interest.</i>			
<b># A102J: Other foreigners/Overseas-male</b>			
<b>Information</b>		[Type= discrete] [Format=numeric] [Range= 0-12] [Missing=*/99999]	
<b>Statistics [NW/ W]</b>		[Valid=274 /-] [Invalid=1322 /-]	
<b>Value</b>	<b>Label</b>	<b>Cases</b>	<b>Percentage</b>
0		230	83.9%
1		14	5.1%
2		11	4.0%
3		11	4.0%
4		5	1.8%
5		1	0.4%
6		1	0.4%
12		1	0.4%
99999		24	

<b># A102J: Other foreigners/Overseas-male</b>			
<b>Value</b>	<b>Label</b>	<b>Cases</b>	<b>Percentage</b>
Sysmiss		1298	
<i>Warning: these figures indicate the number of cases found in the data file. They cannot be interpreted as summary statistics of the population of interest.</i>			
<b># A102K: Other foreigners/Overseas-female</b>			
<b>Information</b>	[Type= discrete] [Format=numeric] [Range= 0-17] [Missing=*/99999]		
<b>Statistics [NW/ W]</b>	[Valid=274 /-] [Invalid=1322 /-]		
<b>Value</b>	<b>Label</b>	<b>Cases</b>	<b>Percentage</b>
0		257	93.8%
1		10	3.6%
2		1	0.4%
3		1	0.4%
4		4	1.5%
17		1	0.4%
99999		24	
Sysmiss		1298	
<i>Warning: these figures indicate the number of cases found in the data file. They cannot be interpreted as summary statistics of the population of interest.</i>			
<b># OTHER_FOR2: Other from overseas</b>			
<b>Information</b>	[Type= discrete] [Format=numeric] [Range= 1-17] [Missing=*/99999/0]		
<b>Statistics [NW/ W]</b>	[Valid=49 /-] [Invalid=1547 /-] [Mean=3.265 /-] [StdDev=3.134 /-]		
<b>Value</b>	<b>Label</b>	<b>Cases</b>	<b>Percentage</b>
1		11	22.4%
2		13	26.5%
3		11	22.4%
4		8	16.3%
5		1	2.0%
6		1	2.0%
7		2	4.1%
16		1	2.0%
17		1	2.0%
0		225	
99999		24	
Sysmiss		1298	
<i>Warning: these figures indicate the number of cases found in the data file. They cannot be interpreted as summary statistics of the population of interest.</i>			
<b># TOT: Total</b>			
<b>Information</b>	[Type= continuous] [Format=numeric] [Range= 1-100000] [Missing=*/99999/0]		
<b>Statistics [NW/ W]</b>	[Valid=269 /-] [Invalid=1327 /-] [Mean=669.729 /-] [StdDev=6153.033 /-]		
<b># A103: Ownership of premises</b>			
<b>Information</b>	[Type= discrete] [Format=numeric] [Range= 1-9] [Missing=*]		
<b>Statistics [NW/ W]</b>	[Valid=1312 /-] [Invalid=284 /-]		
<b>Value</b>	<b>Label</b>	<b>Cases</b>	<b>Percentage</b>
1	Fully owned	573	43.7%
2	Joint ownership	8	0.6%
3	Rented	687	52.4%

<b># A103: Ownership of premises</b>			
<b>Value</b>	<b>Label</b>	<b>Cases</b>	<b>Percentage</b>
4	Permitted by others to use site	11	0.8%
5	Donated by Government	16	1.2%
6	Donated by Local authority owned	14	1.1%
7	Not applicable	1	0.1%
8	Other (specify)	0	
9	Not specified	2	0.2%
Sysmiss		284	
<i>Warning: these figures indicate the number of cases found in the data file. They cannot be interpreted as summary statistics of the population of interest.</i>			
<b># A103S: Other (specify)</b>			
<b>Information</b>	[Type= discrete] [Format=character] [Missing=*]		
<b>Statistics [NW/ W]</b>	[Valid=3 /-] [Invalid=0 /-]		
<b>Value</b>	<b>Label</b>	<b>Cases</b>	<b>Percentage</b>
3		1	33.3%
DIOCESE CATHOLIQUE		1	33.3%
NTABIKORWA BYINYUNGU		1	33.3%
<i>Warning: these figures indicate the number of cases found in the data file. They cannot be interpreted as summary statistics of the population of interest.</i>			
<b># C001: How many persons are currently engaged in this establishment?</b>			
<b>Information</b>	[Type= continuous] [Format=numeric] [Range= 1-4500] [Missing=*/888888]		
<b>Statistics [NW/ W]</b>	[Valid=1585 /-] [Invalid=11 /-] [Mean=37.904 /-] [StdDev=160.936 /-]		
<b># Interval_C001: Number of employee</b>			
<b>Information</b>	[Type= discrete] [Format=numeric] [Range= 1-8] [Missing=*]		
<b>Statistics [NW/ W]</b>	[Valid=1596 /-] [Invalid=0 /-]		
<b>Value</b>	<b>Label</b>	<b>Cases</b>	<b>Percentage</b>
1	1-9	737	46.2%
2	10-29	479	30.0%
3	30-99	269	16.9%
4	100+	100	6.3%
8	Not specified	11	0.7%
<i>Warning: these figures indicate the number of cases found in the data file. They cannot be interpreted as summary statistics of the population of interest.</i>			
<b># C002: Working owners-male</b>			
<b>Information</b>	[Type= continuous] [Format=numeric] [Range= 0-61] [Missing=*/888888]		
<b>Statistics [NW/ W]</b>	[Valid=1585 /-] [Invalid=11 /-] [Mean=0.47 /-] [StdDev=1.991 /-]		
<b># C002A: Working owners-Female</b>			
<b>Information</b>	[Type= continuous] [Format=numeric] [Range= 0-26] [Missing=*/888888]		
<b>Statistics [NW/ W]</b>	[Valid=1585 /-] [Invalid=11 /-] [Mean=0.218 /-] [StdDev=0.886 /-]		
<b># C002B: Working owners-Totale</b>			
<b>Information</b>	[Type= continuous] [Format=numeric] [Range= 0-87] [Missing=*/888888]		
<b>Statistics [NW/ W]</b>	[Valid=1585 /-] [Invalid=11 /-] [Mean=0.688 /-] [StdDev=2.67 /-]		
<b># C002C: Contributing family workers-Male</b>			
<b>Information</b>	[Type= discrete] [Format=numeric] [Range= 0-19] [Missing=*/888888]		

<b># C002C: Contributing family workers-Male</b>			
<b>Statistics [NW/ W]</b>		[Valid=1585 /-] [Invalid=11 /-]	
<b>Value</b>	<b>Label</b>	<b>Cases</b>	<b>Percentage</b>
0		1529	96.5%
1		42	2.6%
2		7	0.4%
3		2	0.1%
4		1	0.1%
6		2	0.1%
15		1	0.1%
19		1	0.1%
888888		11	
<i>Warning: these figures indicate the number of cases found in the data file. They cannot be interpreted as summary statistics of the population of interest.</i>			
<b># C002D: Contributing family workers-Female</b>			
<b>Information</b>		[Type= discrete] [Format=numeric] [Range= 0-20] [Missing=*/888888]	
<b>Statistics [NW/ W]</b>		[Valid=1585 /-] [Invalid=11 /-]	
<b>Value</b>	<b>Label</b>	<b>Cases</b>	<b>Percentage</b>
0		1523	96.1%
1		54	3.4%
2		2	0.1%
3		2	0.1%
5		2	0.1%
10		1	0.1%
20		1	0.1%
888888		11	
<i>Warning: these figures indicate the number of cases found in the data file. They cannot be interpreted as summary statistics of the population of interest.</i>			
<b># C002E: Contributing family workers-Totale</b>			
<b>Information</b>		[Type= continuous] [Format=numeric] [Range= 0-39] [Missing=*/888888]	
<b>Statistics [NW/ W]</b>		[Valid=1585 /-] [Invalid=11 /-] [Mean=0.136 /-] [StdDev=1.255 /-]	
<b># C002F: Paid employees-Male</b>			
<b>Information</b>		[Type= continuous] [Format=numeric] [Range= 0-1900] [Missing=*/888888]	
<b>Statistics [NW/ W]</b>		[Valid=1585 /-] [Invalid=11 /-] [Mean=22.055 /-] [StdDev=88.052 /-]	
<b># C002G: Paid employees-Female</b>			
<b>Information</b>		[Type= continuous] [Format=numeric] [Range= 0-2600] [Missing=*/888888]	
<b>Statistics [NW/ W]</b>		[Valid=1585 /-] [Invalid=11 /-] [Mean=14.114 /-] [StdDev=81.314 /-]	
<b># C002H: Paid employees-Tot</b>			
<b>Information</b>		[Type= continuous] [Format=numeric] [Range= 0-4500] [Missing=*/888888]	
<b>Statistics [NW/ W]</b>		[Valid=1585 /-] [Invalid=11 /-] [Mean=36.169 /-] [StdDev=160.525 /-]	
<b># C002I: Unpaid employees out of the family-male</b>			
<b>Information</b>		[Type= continuous] [Format=numeric] [Range= 0-319] [Missing=*/888888]	
<b>Statistics [NW/ W]</b>		[Valid=1585 /-] [Invalid=11 /-] [Mean=0.529 /-] [StdDev=8.61 /-]	
<b># C002J: Unpaid employees out of the family-female</b>			
<b>Information</b>		[Type= continuous] [Format=numeric] [Range= 0-181] [Missing=*/888888]	

<b># C002J: Unpaid employees out of the family-female</b>			
<b>Statistics [NW/ W]</b>	[Valid=1585 /-] [Invalid=11 /-] [Mean=0.382 /-] [StdDev=6.42 /-]		
<b># C002K: Unpaid employees out of the family-Tot</b>			
<b>Information</b>	[Type= continuous] [Format=numeric] [Range= 0-500] [Missing=*/888888]		
<b>Statistics [NW/ W]</b>	[Valid=1585 /-] [Invalid=11 /-] [Mean=0.91 /-] [StdDev=14.652 /-]		
<b># T_M: Total Male</b>			
<b>Information</b>	[Type= continuous] [Format=numeric] [Range= 0-1900] [Missing=*		
<b>Statistics [NW/ W]</b>	[Valid=1585 /-] [Invalid=11 /-] [Mean=23.124 /-] [StdDev=88.354 /-]		
<b># T_F: Total Female</b>			
<b>Information</b>	[Type= continuous] [Format=numeric] [Range= 0-2600] [Missing=*		
<b>Statistics [NW/ W]</b>	[Valid=1585 /-] [Invalid=11 /-] [Mean=14.78 /-] [StdDev=81.476 /-]		
<b># C002T: Total</b>			
<b>Information</b>	[Type= continuous] [Format=numeric] [Range= 1-4500] [Missing=*/888888]		
<b>Statistics [NW/ W]</b>	[Valid=1585 /-] [Invalid=11 /-] [Mean=37.904 /-] [StdDev=160.936 /-]		
<b># C010A: Number of employees in Headquarters / Stand alone establishment (Number of employees in 2008)</b>			
<b>Information</b>	[Type= continuous] [Format=numeric] [Range= 0-3018] [Missing=*/888888/999999]		
<b>Statistics [NW/ W]</b>	[Valid=1215 /-] [Invalid=381 /-] [Mean=31.624 /-] [StdDev=120.523 /-]		
<b>Value</b>	<b>Label</b>	<b>Cases</b>	<b>Percentage</b>
888888	Missing value	3	
999999	Not applicable	378	
<i>Warning: these figures indicate the number of cases found in the data file. They cannot be interpreted as summary statistics of the population of interest.</i>			
<b># C010G: Number of employees in branch offices (If applicable): Number of employees in 2008</b>			
<b>Information</b>	[Type= continuous] [Format=numeric] [Range= 0-1257] [Missing=*/888888/999999]		
<b>Statistics [NW/ W]</b>	[Valid=1244 /-] [Invalid=352 /-] [Mean=4.341 /-] [StdDev=52.398 /-]		
<b>Value</b>	<b>Label</b>	<b>Cases</b>	<b>Percentage</b>
888888	Missing value	4	
999999	Not applicable	348	
<i>Warning: these figures indicate the number of cases found in the data file. They cannot be interpreted as summary statistics of the population of interest.</i>			
<b># C010M: Total employees in 2008</b>			
<b>Information</b>	[Type= continuous] [Format=numeric] [Range= 0-3018] [Missing=*/888888/999999]		
<b>Statistics [NW/ W]</b>	[Valid=1274 /-] [Invalid=322 /-] [Mean=34.398 /-] [StdDev=134.024 /-]		
<b>Value</b>	<b>Label</b>	<b>Cases</b>	<b>Percentage</b>
888888	Missing value	4	
999999	Not applicable	318	
<i>Warning: these figures indicate the number of cases found in the data file. They cannot be interpreted as summary statistics of the population of interest.</i>			
<b># C010C: Number of employees in Headquarters / Stand alone establishment(Number of employee in 2009)</b>			
<b>Information</b>	[Type= continuous] [Format=numeric] [Range= 0-3018] [Missing=*/888888/999999]		
<b>Statistics [NW/ W]</b>	[Valid=1350 /-] [Invalid=246 /-] [Mean=29.81 /-] [StdDev=115.834 /-]		
<b>Value</b>	<b>Label</b>	<b>Cases</b>	<b>Percentage</b>
888888	Missing value	3	
999999	Not applicable	243	
<i>Warning: these figures indicate the number of cases found in the data file. They cannot be interpreted as summary statistics of the population of interest.</i>			

<b># C010I: Number of employees in branch offices (If applicable):Number of employee in 2009</b>			
<b>Information</b>	[Type= continuous] [Format=numeric] [Range= 0-1304] [Missing=*/888888/999999]		
<b>Statistics [NW/ W]</b>	[Valid=1357 /-] [Invalid=239 /-] [Mean=4.268 /-] [StdDev=52.003 /-]		
<b>Value</b>	<b>Label</b>	<b>Cases</b>	<b>Percentage</b>
888888	Missing value	4	
999999	Not applicable	235	
<i>Warning: these figures indicate the number of cases found in the data file. They cannot be interpreted as summary statistics of the population of interest.</i>			
<b># TOT_EM_2009: Total employee in 2009</b>			
<b>Information</b>	[Type= continuous] [Format=numeric] [Range= 0-3018] [Missing=*]		
<b>Statistics [NW/ W]</b>	[Valid=1402 /-] [Invalid=194 /-] [Mean=32.835 /-] [StdDev=130.199 /-]		
<b># C010E: Number of employees in Headquarters / Stand alone establishment(Number of employee in 2010)</b>			
<b>Information</b>	[Type= continuous] [Format=numeric] [Range= 0-3842] [Missing=*/888888/999999]		
<b>Statistics [NW/ W]</b>	[Valid=1477 /-] [Invalid=119 /-] [Mean=30.96 /-] [StdDev=132.093 /-]		
<b>Value</b>	<b>Label</b>	<b>Cases</b>	<b>Percentage</b>
888888	Missing value	3	
999999	Not applicable	116	
<i>Warning: these figures indicate the number of cases found in the data file. They cannot be interpreted as summary statistics of the population of interest.</i>			
<b># C010K: Number of employees in branch offices (If applicable): Number of employee in 2010</b>			
<b>Information</b>	[Type= continuous] [Format=numeric] [Range= 0-1415] [Missing=*/888888/999999]		
<b>Statistics [NW/ W]</b>	[Valid=1457 /-] [Invalid=139 /-] [Mean=4.7 /-] [StdDev=54.352 /-]		
<b>Value</b>	<b>Label</b>	<b>Cases</b>	<b>Percentage</b>
888888	Missing value	4	
999999	Not applicable	135	
<i>Warning: these figures indicate the number of cases found in the data file. They cannot be interpreted as summary statistics of the population of interest.</i>			
<b># TOT_EM_2010: Total employee in 2010</b>			
<b>Information</b>	[Type= continuous] [Format=numeric] [Range= 0-3842] [Missing=*]		
<b>Statistics [NW/ W]</b>	[Valid=1505 /-] [Invalid=91 /-] [Mean=34.934 /-] [StdDev=146.631 /-]		
<b># C010B: Number of employees in Headquarters / Stand alone establishment(Labour turnover in 2008)</b>			
<b>Information</b>	[Type= continuous] [Format=numeric] [Range= 0-609] [Missing=*/888888/999999]		
<b>Statistics [NW/ W]</b>	[Valid=1217 /-] [Invalid=379 /-] [Mean=2.798 /-] [StdDev=19.192 /-]		
<b>Value</b>	<b>Label</b>	<b>Cases</b>	<b>Percentage</b>
888888	Missing value	3	
999999	Not applicable	376	
<i>Warning: these figures indicate the number of cases found in the data file. They cannot be interpreted as summary statistics of the population of interest.</i>			
<b># C010H: Number of employees in branch offices (If applicable):Labour turnover in 2008</b>			
<b>Information</b>	[Type= continuous] [Format=numeric] [Range= 0-75] [Missing=*/888888/999999]		
<b>Statistics [NW/ W]</b>	[Valid=1246 /-] [Invalid=350 /-] [Mean=0.268 /-] [StdDev=2.743 /-]		
<b>Value</b>	<b>Label</b>	<b>Cases</b>	<b>Percentage</b>
888888	Missing value	4	
999999	Not applicable	346	
<i>Warning: these figures indicate the number of cases found in the data file. They cannot be interpreted as summary statistics of the population of interest.</i>			

<b># C010N: Total turnover in 2008</b>			
<b>Information</b>	[Type= continuous] [Format=numeric] [Range= 0-609] [Missing=*/888888/999999]		
<b>Statistics [NW/ W]</b>	[Valid=1274 /-] [Invalid=322 /-] [Mean=2.935 /-] [StdDev=19.16 /-]		
<b>Value</b>	<b>Label</b>	<b>Cases</b>	<b>Percentage</b>
888888	Missing value	4	
999999	Not applicable	318	
<i>Warning: these figures indicate the number of cases found in the data file. They cannot be interpreted as summary statistics of the population of interest.</i>			
<b># C010D: Number of employees in Headquarters / Stand alone establishment(Labour turnover in 2009)</b>			
<b>Information</b>	[Type= continuous] [Format=numeric] [Range= 0-857] [Missing=*/888888/999999]		
<b>Statistics [NW/ W]</b>	[Valid=1356 /-] [Invalid=240 /-] [Mean=3.302 /-] [StdDev=24.951 /-]		
<b>Value</b>	<b>Label</b>	<b>Cases</b>	<b>Percentage</b>
888888	Missing value	3	
999999	Not applicable	237	
<i>Warning: these figures indicate the number of cases found in the data file. They cannot be interpreted as summary statistics of the population of interest.</i>			
<b># C010J: Number of employees in branch offices (If applicable):Labour turnover in 2009</b>			
<b>Information</b>	[Type= continuous] [Format=numeric] [Range= 0-68] [Missing=*/888888/999999]		
<b>Statistics [NW/ W]</b>	[Valid=1360 /-] [Invalid=236 /-] [Mean=0.284 /-] [StdDev=2.914 /-]		
<b>Value</b>	<b>Label</b>	<b>Cases</b>	<b>Percentage</b>
888888	Missing value	4	
999999	Not applicable	232	
<i>Warning: these figures indicate the number of cases found in the data file. They cannot be interpreted as summary statistics of the population of interest.</i>			
<b># C010P: Total turnover in 2009</b>			
<b>Information</b>	[Type= continuous] [Format=numeric] [Range= 0-857] [Missing=*/888888/999999]		
<b>Statistics [NW/ W]</b>	[Valid=1393 /-] [Invalid=203 /-] [Mean=3.492 /-] [StdDev=24.909 /-]		
<b>Value</b>	<b>Label</b>	<b>Cases</b>	<b>Percentage</b>
888888	Missing value	4	
999999	Not applicable	199	
<i>Warning: these figures indicate the number of cases found in the data file. They cannot be interpreted as summary statistics of the population of interest.</i>			
<b># C010F: Number of employees in Headquarters / Stand alone establishment(Labour turnover in 2010)</b>			
<b>Information</b>	[Type= continuous] [Format=numeric] [Range= 0-892] [Missing=*/888888/999999]		
<b>Statistics [NW/ W]</b>	[Valid=1477 /-] [Invalid=119 /-] [Mean=3.571 /-] [StdDev=27.349 /-]		
<b>Value</b>	<b>Label</b>	<b>Cases</b>	<b>Percentage</b>
888888	Missing value	3	
999999	Not applicable	116	
<i>Warning: these figures indicate the number of cases found in the data file. They cannot be interpreted as summary statistics of the population of interest.</i>			
<b># C010L: Number of employees in branch offices (If applicable):Labour turnover in 2010</b>			
<b>Information</b>	[Type= continuous] [Format=numeric] [Range= 0-170] [Missing=*/888888/999999]		
<b>Statistics [NW/ W]</b>	[Valid=1460 /-] [Invalid=136 /-] [Mean=0.377 /-] [StdDev=5.101 /-]		
<b>Value</b>	<b>Label</b>	<b>Cases</b>	<b>Percentage</b>
888888	Missing value	3	
999999	Not applicable	133	
<i>Warning: these figures indicate the number of cases found in the data file. They cannot be interpreted as summary statistics of the population of interest.</i>			



<b># TOTTO_2010: Total turnover in 2010</b>			
<b>Information</b>	[Type= continuous] [Format=numeric] [Range= 0-892] [Missing=*]		
<b>Statistics [NW/ W]</b>	[Valid=1505 /-] [Invalid=91 /-] [Mean=3.871 /-] [StdDev=27.672 /-]		
<b># NBRE_B10: B10. Number of fields declared</b>			
<b>Information</b>	[Type= discrete] [Format=numeric] [Range= 0-14] [Missing=*]		
<b>Statistics [NW/ W]</b>	[Valid=1594 /-] [Invalid=2 /-]		
<b>Value</b>	<b>Label</b>	<b>Cases</b>	<b>Percentage</b>
0		5	0.3%
1		39	2.4%
2		360	22.6%
3		460	28.9%
4		322	20.2%
5		208	13.0%
6		116	7.3%
7		34	2.1%
8		21	1.3%
9		27	1.7%
10		1	0.1%
14		1	0.1%
Sysmiss		2	
<i>Warning: these figures indicate the number of cases found in the data file. They cannot be interpreted as summary statistics of the population of interest.</i>			
<b># NBRE_C20: C20. Number of fields declared</b>			
<b>Information</b>	[Type= continuous] [Format=numeric] [Range= 0-178] [Missing=*]		
<b>Statistics [NW/ W]</b>	[Valid=1590 /-] [Invalid=6 /-] [Mean=9.435 /-] [StdDev=13.349 /-]		
<b># NBRE_C30: C30. Number of fields declared</b>			
<b>Information</b>	[Type= continuous] [Format=numeric] [Range= 0-30] [Missing=*]		
<b>Statistics [NW/ W]</b>	[Valid=1376 /-] [Invalid=220 /-] [Mean=0.537 /-] [StdDev=1.877 /-]		
<b># NBRE_C40: C40. Number of fields declared</b>			
<b>Information</b>	[Type= discrete] [Format=numeric] [Range= 0-19] [Missing=*]		
<b>Statistics [NW/ W]</b>	[Valid=1357 /-] [Invalid=239 /-]		
<b>Value</b>	<b>Label</b>	<b>Cases</b>	<b>Percentage</b>
0		1181	87.0%
1		120	8.8%
2		33	2.4%
3		9	0.7%
4		8	0.6%
5		1	0.1%
6		1	0.1%
7		1	0.1%
12		1	0.1%
18		1	0.1%
19		1	0.1%
Sysmiss		239	
<i>Warning: these figures indicate the number of cases found in the data file. They cannot be interpreted as summary statistics of the population of interest.</i>			

<b># NBRE_C50: C50. Number of fields declared</b>	
<b>Information</b>	[Type= continuous] [Format=numeric] [Range= 0-76] [Missing=*]
<b>Statistics [NW/ W]</b>	[Valid=1392 /-] [Invalid=204 /-] [Mean=0.737 /-] [StdDev=2.851 /-]
<b># NBRE_D10: D10. Number of fields declared</b>	
<b>Information</b>	[Type= continuous] [Format=numeric] [Range= 0-148] [Missing=*]
<b>Statistics [NW/ W]</b>	[Valid=658 /-] [Invalid=938 /-] [Mean=9.685 /-] [StdDev=11.053 /-]

<b># G30__G301: G30. Number of fields declared</b>			
<b>Information</b>		[Type= discrete] [Format=numeric] [Range= 1-21] [Missing=*]	
<b>Statistics [NW/ W]</b>		[Valid=423 /-] [Invalid=1173 /-]	
<b>Value</b>	<b>Label</b>	<b>Cases</b>	<b>Percentage</b>
1		169	40.0%
2		116	27.4%
3		47	11.1%
4		29	6.9%
5		13	3.1%
6		14	3.3%
7		7	1.7%
8		5	1.2%
9		2	0.5%
10		6	1.4%
11		3	0.7%
12		2	0.5%
14		1	0.2%
15		3	0.7%
16		1	0.2%
19		3	0.7%
21		2	0.5%
Sysmiss		1173	
<i>Warning: these figures indicate the number of cases found in the data file. They cannot be interpreted as summary statistics of the population of interest.</i>			
<b># D001: Does your establishment have a plan to increase or decrease the number of employees between 2012 and 2021?</b>			
<b>Information</b>		[Type= discrete] [Format=numeric] [Range= 1-9] [Missing=*]	
<b>Statistics [NW/ W]</b>		[Valid=1596 /-] [Invalid=0 /-]	
<b>Value</b>	<b>Label</b>	<b>Cases</b>	<b>Percentage</b>
1	Yes	657	41.2%
2	No	896	56.1%
9	Not stated	43	2.7%
<i>Warning: these figures indicate the number of cases found in the data file. They cannot be interpreted as summary statistics of the population of interest.</i>			
<b># E010: Does your establishment have a staff training and development policy or plan in place?</b>			
<b>Information</b>		[Type= discrete] [Format=numeric] [Range= 1-99] [Missing=*]	
<b>Statistics [NW/ W]</b>		[Valid=1596 /-] [Invalid=0 /-]	
<b>Value</b>	<b>Label</b>	<b>Cases</b>	<b>Percentage</b>
1	Yes	810	50.8%
2	No	779	48.8%
99	Not specified	7	0.4%
<i>Warning: these figures indicate the number of cases found in the data file. They cannot be interpreted as summary statistics of the population of interest.</i>			
<b># E020: Apprenticeship</b>			
<b>Information</b>		[Type= discrete] [Format=numeric] [Range= 1-2] [Missing=*]	
<b>Statistics [NW/ W]</b>		[Valid=810 /-] [Invalid=786 /-]	
<b>Value</b>	<b>Label</b>	<b>Cases</b>	<b>Percentage</b>
1	Yes	492	60.7%

<b># E020: Apprenticeship</b>			
<b>Value</b>	<b>Label</b>	<b>Cases</b>	<b>Percentage</b>
2	No	318	39.3%
Sysmiss		786	
<i>Warning: these figures indicate the number of cases found in the data file. They cannot be interpreted as summary statistics of the population of interest.</i>			
<b># E020A: On the-job-training</b>			
<b>Information</b>	[Type= discrete] [Format=numeric] [Range= 1-2] [Missing=*]		
<b>Statistics [NW/ W]</b>	[Valid=810 /-] [Invalid=786 /-]		
<b>Value</b>	<b>Label</b>	<b>Cases</b>	<b>Percentage</b>
1	Yes	523	64.6%
2	No	287	35.4%
Sysmiss		786	
<i>Warning: these figures indicate the number of cases found in the data file. They cannot be interpreted as summary statistics of the population of interest.</i>			
<b># E020B: Own Training Centre</b>			
<b>Information</b>	[Type= discrete] [Format=numeric] [Range= 1-2] [Missing=*]		
<b>Statistics [NW/ W]</b>	[Valid=810 /-] [Invalid=786 /-]		
<b>Value</b>	<b>Label</b>	<b>Cases</b>	<b>Percentage</b>
1	Yes	185	22.8%
2	No	625	77.2%
Sysmiss		786	
<i>Warning: these figures indicate the number of cases found in the data file. They cannot be interpreted as summary statistics of the population of interest.</i>			
<b># E020C: Sponsorship to training instit. (local)</b>			
<b>Information</b>	[Type= discrete] [Format=numeric] [Range= 1-2] [Missing=*]		
<b>Statistics [NW/ W]</b>	[Valid=810 /-] [Invalid=786 /-]		
<b>Value</b>	<b>Label</b>	<b>Cases</b>	<b>Percentage</b>
1	Yes	227	28.0%
2	No	583	72.0%
Sysmiss		786	
<i>Warning: these figures indicate the number of cases found in the data file. They cannot be interpreted as summary statistics of the population of interest.</i>			
<b># E020D: Sponsorship to training instit. (abroad)</b>			
<b>Information</b>	[Type= discrete] [Format=numeric] [Range= 1-2] [Missing=*]		
<b>Statistics [NW/ W]</b>	[Valid=810 /-] [Invalid=786 /-]		
<b>Value</b>	<b>Label</b>	<b>Cases</b>	<b>Percentage</b>
1	Yes	177	21.9%
2	No	633	78.1%
Sysmiss		786	
<i>Warning: these figures indicate the number of cases found in the data file. They cannot be interpreted as summary statistics of the population of interest.</i>			
<b># E020E: Workshops</b>			
<b>Information</b>	[Type= discrete] [Format=numeric] [Range= 1-2] [Missing=*]		
<b>Statistics [NW/ W]</b>	[Valid=810 /-] [Invalid=786 /-]		
<b>Value</b>	<b>Label</b>	<b>Cases</b>	<b>Percentage</b>
1	Yes	623	76.9%
2	No	187	23.1%

<b># E020E: Workshops</b>			
<b>Value</b>	<b>Label</b>	<b>Cases</b>	<b>Percentage</b>
Systemmiss		786	
<i>Warning: these figures indicate the number of cases found in the data file. They cannot be interpreted as summary statistics of the population of interest.</i>			
<b># E020F: Other programs (specify)</b>			
<b>Information</b>	[Type= discrete] [Format=numeric] [Range= 1-2] [Missing=*]		
<b>Statistics [NW/ W]</b>	[Valid=810 /-] [Invalid=786 /-]		
<b>Value</b>	<b>Label</b>	<b>Cases</b>	<b>Percentage</b>
1	Yes	21	2.6%
2	No	789	97.4%
Systemmiss		786	
<i>Warning: these figures indicate the number of cases found in the data file. They cannot be interpreted as summary statistics of the population of interest.</i>			
<b># E020S: Other programs (specify)</b>			
<b>Information</b>	[Type= discrete] [Format=character] [Missing=*]		
<b>Statistics [NW/ W]</b>	[Valid=16 /-] [Invalid=0 /-]		
<b>Value</b>	<b>Label</b>	<b>Cases</b>	<b>Percentage</b>
22		1	6.2%
AHUGURWA ASHIZW		1	6.2%
AMAHUGURWA/ CONSULTANT		1	6.2%
FORMATION INTER		1	6.2%
INAMA ZUNGURANA		1	6.2%
INGENDO SHURI		2	12.5%
INTERNET		1	6.2%
LEADERSHIP/ TRAI		1	6.2%
ONLINE COURSE		1	6.2%
ONLINE TRAINING		1	6.2%
RRA AMAHUGURWA/ SERVICE		1	6.2%
NZIZA		1	6.2%
STUDY TOURS		1	6.2%
WORK SHOP SEMIN		1	6.2%
<i>Warning: these figures indicate the number of cases found in the data file. They cannot be interpreted as summary statistics of the population of interest.</i>			
<b># E030: Apprenticeship</b>			
<b>Information</b>	[Type= discrete] [Format=numeric] [Range= 1-2] [Missing=*]		
<b>Statistics [NW/ W]</b>	[Valid=810 /-] [Invalid=786 /-]		
<b>Value</b>	<b>Label</b>	<b>Cases</b>	<b>Percentage</b>
1	Yes	475	58.6%
2	No	335	41.4%

<b># E030: Apprenticeship</b>			
Value	Label	Cases	Percentage
Sysmiss		786	
<i>Warning: these figures indicate the number of cases found in the data file. They cannot be interpreted as summary statistics of the population of interest.</i>			
<b># E030A: On the-job-training</b>			
<b>Information</b>	[Type= discrete] [Format=numeric] [Range= 1-2] [Missing=*]		
<b>Statistics [NW/ W]</b>	[Valid=810 /-] [Invalid=786 /-]		
Value	Label	Cases	Percentage
1	Yes	515	63.6%
2	No	295	36.4%
Sysmiss		786	
<i>Warning: these figures indicate the number of cases found in the data file. They cannot be interpreted as summary statistics of the population of interest.</i>			
<b># E030B: Own Training Centre</b>			
<b>Information</b>	[Type= discrete] [Format=numeric] [Range= 1-2] [Missing=*]		
<b>Statistics [NW/ W]</b>	[Valid=810 /-] [Invalid=786 /-]		
Value	Label	Cases	Percentage
1	Yes	174	21.5%
2	No	636	78.5%
Sysmiss		786	
<i>Warning: these figures indicate the number of cases found in the data file. They cannot be interpreted as summary statistics of the population of interest.</i>			
<b># E030C: Sponsorship to training instit. (local)</b>			
<b>Information</b>	[Type= discrete] [Format=numeric] [Range= 1-2] [Missing=*]		
<b>Statistics [NW/ W]</b>	[Valid=810 /-] [Invalid=786 /-]		
Value	Label	Cases	Percentage
1	Yes	204	25.2%
2	No	606	74.8%
Sysmiss		786	
<i>Warning: these figures indicate the number of cases found in the data file. They cannot be interpreted as summary statistics of the population of interest.</i>			
<b># E030D: Sponsorship to training instit. (abroad)</b>			
<b>Information</b>	[Type= discrete] [Format=numeric] [Range= 1-2] [Missing=*]		
<b>Statistics [NW/ W]</b>	[Valid=810 /-] [Invalid=786 /-]		
Value	Label	Cases	Percentage
1	Yes	141	17.4%
2	No	669	82.6%
Sysmiss		786	
<i>Warning: these figures indicate the number of cases found in the data file. They cannot be interpreted as summary statistics of the population of interest.</i>			
<b># E030E: Workshops</b>			
<b>Information</b>	[Type= discrete] [Format=numeric] [Range= 1-2] [Missing=*]		
<b>Statistics [NW/ W]</b>	[Valid=810 /-] [Invalid=786 /-]		
Value	Label	Cases	Percentage
1	Yes	580	71.6%
2	No	230	28.4%
Sysmiss		786	
<i>Warning: these figures indicate the number of cases found in the data file. They cannot be interpreted as summary statistics of the population of interest.</i>			

<b># E030F: Other programs (specify)</b>			
<b>Information</b>		[Type= discrete] [Format=numeric] [Range= 1-2] [Missing=*]	
<b>Statistics [NW/ W]</b>		[Valid=810 /-] [Invalid=786 /-]	
<b>Value</b>	<b>Label</b>	<b>Cases</b>	<b>Percentage</b>
1	Yes	18	2.2%
2	No	792	97.8%
Systemmiss		786	
<i>Warning: these figures indicate the number of cases found in the data file. They cannot be interpreted as summary statistics of the population of interest.</i>			
<b># E030S: Other programs (specify)</b>			
<b>Information</b>		[Type= discrete] [Format=character] [Missing=*]	
<b>Statistics [NW/ W]</b>		[Valid=11 /-] [Invalid=0 /-]	
<b>Value</b>	<b>Label</b>	<b>Cases</b>	<b>Percentage</b>
AHUGURWA ASHIZW		1	9.1%
COMPUTER		1	9.1%
CONSULTANT		1	9.1%
INAMA ZINGURANA		1	9.1%
INGENDO SHURI		1	9.1%
KUBIBUTSA ANDI		1	9.1%
KURI INTERNET		1	9.1%
NTITUBAKORE		1	9.1%
ONG ZIRAYATANGA		1	9.1%
STUDY TOURS		1	9.1%
URWEGO RWO HEJU		1	9.1%
<i>Warning: these figures indicate the number of cases found in the data file. They cannot be interpreted as summary statistics of the population of interest.</i>			
<b># E040: Apprenticeship</b>			
<b>Information</b>		[Type= discrete] [Format=numeric] [Range= 1-99] [Missing=*]	
<b>Statistics [NW/ W]</b>		[Valid=810 /-] [Invalid=786 /-]	
<b>Value</b>	<b>Label</b>	<b>Cases</b>	<b>Percentage</b>
1	Yes	231	28.5%
2	No	577	71.2%
99		2	0.2%
Systemmiss		786	
<i>Warning: these figures indicate the number of cases found in the data file. They cannot be interpreted as summary statistics of the population of interest.</i>			
<b># E040A: On the-job-training</b>			
<b>Information</b>		[Type= discrete] [Format=numeric] [Range= 1-99] [Missing=*]	
<b>Statistics [NW/ W]</b>		[Valid=810 /-] [Invalid=786 /-]	
<b>Value</b>	<b>Label</b>	<b>Cases</b>	<b>Percentage</b>
1	Yes	248	30.6%
2	No	560	69.1%
99		2	0.2%

<b># E040A: On the-job-training</b>			
<b>Value</b>	<b>Label</b>	<b>Cases</b>	<b>Percentage</b>
Sysmiss		786	
<i>Warning: these figures indicate the number of cases found in the data file. They cannot be interpreted as summary statistics of the population of interest.</i>			
<b># E040B: Own Training Centre</b>			
<b>Information</b>	[Type= discrete] [Format=numeric] [Range= 1-99] [Missing=*]		
<b>Statistics [NW/ W]</b>	[Valid=810 /-] [Invalid=786 /-]		
<b>Value</b>	<b>Label</b>	<b>Cases</b>	<b>Percentage</b>
1	Yes	64	7.9%
2	No	744	91.9%
99		2	0.2%
Sysmiss		786	
<i>Warning: these figures indicate the number of cases found in the data file. They cannot be interpreted as summary statistics of the population of interest.</i>			
<b># E040C: Sponsorship to training instit. (local)</b>			
<b>Information</b>	[Type= discrete] [Format=numeric] [Range= 1-99] [Missing=*]		
<b>Statistics [NW/ W]</b>	[Valid=810 /-] [Invalid=786 /-]		
<b>Value</b>	<b>Label</b>	<b>Cases</b>	<b>Percentage</b>
1	Yes	60	7.4%
2	No	748	92.3%
99		2	0.2%
Sysmiss		786	
<i>Warning: these figures indicate the number of cases found in the data file. They cannot be interpreted as summary statistics of the population of interest.</i>			
<b># E040D: Sponsorship to training instit. (abroad)</b>			
<b>Information</b>	[Type= discrete] [Format=numeric] [Range= 1-99] [Missing=*]		
<b>Statistics [NW/ W]</b>	[Valid=810 /-] [Invalid=786 /-]		
<b>Value</b>	<b>Label</b>	<b>Cases</b>	<b>Percentage</b>
1	Yes	34	4.2%
2	No	774	95.6%
99		2	0.2%
Sysmiss		786	
<i>Warning: these figures indicate the number of cases found in the data file. They cannot be interpreted as summary statistics of the population of interest.</i>			
<b># E040E: Workshops</b>			
<b>Information</b>	[Type= discrete] [Format=numeric] [Range= 1-99] [Missing=*]		
<b>Statistics [NW/ W]</b>	[Valid=810 /-] [Invalid=786 /-]		
<b>Value</b>	<b>Label</b>	<b>Cases</b>	<b>Percentage</b>
1	Yes	274	33.8%
2	No	534	65.9%
99		2	0.2%
Sysmiss		786	
<i>Warning: these figures indicate the number of cases found in the data file. They cannot be interpreted as summary statistics of the population of interest.</i>			
<b># E040F: Other programs (specify)</b>			
<b>Information</b>	[Type= discrete] [Format=numeric] [Range= 1-99] [Missing=*]		
<b>Statistics [NW/ W]</b>	[Valid=810 /-] [Invalid=786 /-]		



**# E040F: Other programs (specify)**

Value	Label	Cases	Percentage
1	Yes	16	2.0%
2	No	792	97.8%
99		2	0.2%
Sysmiss		786	

*Warning: these figures indicate the number of cases found in the data file. They cannot be interpreted as summary statistics of the population of interest.*

**# E040S: Other programs (specify)**

<b>Information</b>	[Type= discrete] [Format=character] [Missing=*]
<b>Statistics [NW/ W]</b>	[Valid=12 /-] [Invalid=0 /-]

Value	Label	Cases	Percentage
AMAHUGURWA/ISUK		1	8.3%
GUARDS REFRESHI		1	8.3%
GUKORESHWA AMAN		1	8.3%
GUKORESHWA IBIG		1	8.3%
INAMA MU GITOND		1	8.3%
INAMA ZUNGURANA		1	8.3%
NTA MAHUGURWA		2	16.7%
NTABAHARI		1	8.3%
NTABO		1	8.3%
NTABOBAGIRA		1	8.3%
ONLINE TRAINING		1	8.3%

*Warning: these figures indicate the number of cases found in the data file. They cannot be interpreted as summary statistics of the population of interest.*

**# E050: Managerial(Mnisters,PS,DGs)**

<b>Information</b>	[Type= discrete] [Format=numeric] [Range= 1-99] [Missing=*8/9]
<b>Statistics [NW/ W]</b>	[Valid=680 /-] [Invalid=916 /-]

Value	Label	Cases	Percentage
1	Monthly	71	10.4%
2	Quarterly	158	23.2%
3	Twice a year	111	16.3%
4	Annually	135	19.9%
5	Every two years	8	1.2%
6	Irregular/adhoc	190	27.9%
7	Other(specify)	6	0.9%
99	Not stated	1	0.1%
8	No training	42	
9	Not applicable	88	
Sysmiss		786	

*Warning: these figures indicate the number of cases found in the data file. They cannot be interpreted as summary statistics of the population of interest.*

### # E050A: Supervisory (Directors)

<b>Information</b>	[Type= discrete] [Format=numeric] [Range= 1-99] [Missing=*8/9]
<b>Statistics [NW/ W]</b>	[Valid=501 /-] [Invalid=1095 /-]

Value	Label	Cases	Percentage
1	Monthly	42	8.4%
2	Quarterly	122	24.4%
3	Twice a year	82	16.4%
4	Annually	90	18.0%
5	Every two years	9	1.8%
6	Irregular/adhoc	145	28.9%
7	Other(specify)	5	1.0%
99	Not stated	6	1.2%
8	No training	40	
9	Not applicable	269	
Sysmiss		786	

Warning: these figures indicate the number of cases found in the data file. They cannot be interpreted as summary statistics of the population of interest.

### # E050B: Technical staff/Professional

<b>Information</b>	[Type= discrete] [Format=numeric] [Range= 1-99] [Missing=*8/9]
<b>Statistics [NW/ W]</b>	[Valid=725 /-] [Invalid=871 /-]

Value	Label	Cases	Percentage
1	Monthly	76	10.5%
2	Quarterly	178	24.6%
3	Twice a year	112	15.4%
4	Annually	132	18.2%
5	Every two years	10	1.4%
6	Irregular/adhoc	204	28.1%
7	Other(specify)	10	1.4%
99	Not stated	3	0.4%
8	No training	24	
9	Not applicable	61	
Sysmiss		786	

Warning: these figures indicate the number of cases found in the data file. They cannot be interpreted as summary statistics of the population of interest.

### # E050C: Clerical

<b>Information</b>	[Type= discrete] [Format=numeric] [Range= 1-99] [Missing=*8/9]
<b>Statistics [NW/ W]</b>	[Valid=384 /-] [Invalid=1212 /-]

Value	Label	Cases	Percentage
1	Monthly	47	12.2%
2	Quarterly	64	16.7%
3	Twice a year	35	9.1%
4	Annually	80	20.8%
5	Every two years	8	2.1%
6	Irregular/adhoc	140	36.5%
7	Other(specify)	6	1.6%
99	Not stated	4	1.0%
8	No training	222	

<b># E050C: Clerical</b>			
<b>Value</b>	<b>Label</b>	<b>Cases</b>	<b>Percentage</b>
9	Not applicable	204	
Sysmiss		786	
<i>Warning: these figures indicate the number of cases found in the data file. They cannot be interpreted as summary statistics of the population of interest.</i>			
<b># E050D: Casual</b>			
<b>Information</b>	[Type= discrete] [Format=numeric] [Range= 1-99] [Missing=* /8/9]		
<b>Statistics [NW/ W]</b>	[Valid=138 /-] [Invalid=1458 /-]		
<b>Value</b>	<b>Label</b>	<b>Cases</b>	<b>Percentage</b>
1	Monthly	10	7.2%
2	Quarterly	32	23.2%
3	Twice a year	13	9.4%
4	Annually	21	15.2%
5	Every two years	0	
6	Irregular/adhoc	50	36.2%
7	Other(specify)	4	2.9%
99	Not stated	8	5.8%
8	No training	140	
9	Not applicable	532	
Sysmiss		786	
<i>Warning: these figures indicate the number of cases found in the data file. They cannot be interpreted as summary statistics of the population of interest.</i>			
<b># E050S: Other-Specify</b>			
<b>Information</b>	[Type= discrete] [Format=character] [Missing=*]		
<b>Statistics [NW/ W]</b>	[Valid=14 /-] [Invalid=0 /-]		
<b>Value</b>	<b>Label</b>	<b>Cases</b>	<b>Percentage</b>
1 MUMEZI 2		1	7.1%
ABASHYASHY#		1	7.1%
BIKORWA BIKENEW		1	7.1%
BURI MUNSI		1	7.1%
BURI WAMBERE		1	7.1%
GATATU MU MWAKA		1	7.1%
GATATU MUMWAKA		1	7.1%
IYO YABONETSE		1	7.1%
KABIRI MUKWEZI		1	7.1%
NI BURI MUNSI		1	7.1%
NTAGI RUNAKA		1	7.1%
RIMWE MUCYUMWER		1	7.1%
RIMWE NA RIMWE		1	7.1%

<b># E050S: Other-Specify</b>			
Value	Label	Cases	Percentage
TWIHUGURA BURI		1	7.1%
<i>Warning: these figures indicate the number of cases found in the data file. They cannot be interpreted as summary statistics of the population of interest.</i>			
<b># E070: Does your establishment have in-house training facilities for own staff?</b>			
<b>Information</b>	[Type= discrete] [Format=numeric] [Range= 1-99] [Missing=*]		
<b>Statistics [NW/ W]</b>	[Valid=810 /-] [Invalid=786 /-]		
Value	Label	Cases	Percentage
1	Yes	494	61.0%
2	No	314	38.8%
99	Not specified	2	0.2%
Sysmiss		786	
<i>Warning: these figures indicate the number of cases found in the data file. They cannot be interpreted as summary statistics of the population of interest.</i>			
<b># E071: Training space</b>			
<b>Information</b>	[Type= discrete] [Format=numeric] [Range= 1-2] [Missing=*]		
<b>Statistics [NW/ W]</b>	[Valid=494 /-] [Invalid=1102 /-]		
Value	Label	Cases	Percentage
1	Yes	437	88.5%
2	No	57	11.5%
Sysmiss		1102	
<i>Warning: these figures indicate the number of cases found in the data file. They cannot be interpreted as summary statistics of the population of interest.</i>			
<b># E071A: Specialised trainers</b>			
<b>Information</b>	[Type= discrete] [Format=numeric] [Range= 1-2] [Missing=*]		
<b>Statistics [NW/ W]</b>	[Valid=494 /-] [Invalid=1102 /-]		
Value	Label	Cases	Percentage
1	Yes	348	70.4%
2	No	146	29.6%
Sysmiss		1102	
<i>Warning: these figures indicate the number of cases found in the data file. They cannot be interpreted as summary statistics of the population of interest.</i>			
<b># E071B: Computers</b>			
<b>Information</b>	[Type= discrete] [Format=numeric] [Range= 1-2] [Missing=*]		
<b>Statistics [NW/ W]</b>	[Valid=494 /-] [Invalid=1102 /-]		
Value	Label	Cases	Percentage
1	Yes	308	62.3%
2	No	186	37.7%
Sysmiss		1102	
<i>Warning: these figures indicate the number of cases found in the data file. They cannot be interpreted as summary statistics of the population of interest.</i>			
<b># E071C: Projector</b>			
<b>Information</b>	[Type= discrete] [Format=numeric] [Range= 1-2] [Missing=*]		
<b>Statistics [NW/ W]</b>	[Valid=494 /-] [Invalid=1102 /-]		
Value	Label	Cases	Percentage
1	Yes	244	49.4%
2	No	250	50.6%

<b># E071C: Projector</b>			
Value	Label	Cases	Percentage
Systemiss		1102	
<i>Warning: these figures indicate the number of cases found in the data file. They cannot be interpreted as summary statistics of the population of interest.</i>			
<b># E071D: Training materials (manuals, books...)</b>			
<b>Information</b>	[Type= discrete] [Format=numeric] [Range= 1-2] [Missing=*]		
<b>Statistics [NW/ W]</b>	[Valid=494 /-] [Invalid=1102 /-]		
Value	Label	Cases	Percentage
1	Yes	423	85.6%
2	No	71	14.4%
Systemiss		1102	
<i>Warning: these figures indicate the number of cases found in the data file. They cannot be interpreted as summary statistics of the population of interest.</i>			
<b># E071E: Laboratory</b>			
<b>Information</b>	[Type= discrete] [Format=numeric] [Range= 1-2] [Missing=*]		
<b>Statistics [NW/ W]</b>	[Valid=494 /-] [Invalid=1102 /-]		
Value	Label	Cases	Percentage
1	Yes	129	26.1%
2	No	365	73.9%
Systemiss		1102	
<i>Warning: these figures indicate the number of cases found in the data file. They cannot be interpreted as summary statistics of the population of interest.</i>			
<b># E071F: Other(Specify)</b>			
<b>Information</b>	[Type= discrete] [Format=numeric] [Range= 1-99] [Missing=*]		
<b>Statistics [NW/ W]</b>	[Valid=494 /-] [Invalid=1102 /-]		
Value	Label	Cases	Percentage
1	Yes	16	3.2%
2	No	476	96.4%
99		2	0.4%
Systemiss		1102	
<i>Warning: these figures indicate the number of cases found in the data file. They cannot be interpreted as summary statistics of the population of interest.</i>			
<b># E071S: Other(Specify)</b>			
<b>Information</b>	[Type= discrete] [Format=character] [Missing=*]		
<b>Statistics [NW/ W]</b>	[Valid=9 /-] [Invalid=0 /-]		
Value	Label	Cases	Percentage
CUISINE		1	11.1%
GARAGE		1	11.1%
IBITUNGA ABAHUG		1	11.1%
IMASHINI		2	22.2%
INTERNET		1	11.1%
TELE MEDECINE		1	11.1%
TRANSPORT		1	11.1%
ZISHYA KAWA		1	11.1%
<i>Warning: these figures indicate the number of cases found in the data file. They cannot be interpreted as summary statistics of the population of interest.</i>			

<b># E080: Managerial skills</b>			
<b>Information</b>	[Type= discrete] [Format=numeric] [Range= 1-99] [Missing=*]		
<b>Statistics [NW/ W]</b>	[Valid=1596 /-] [Invalid=0 /-]		
<b>Value</b>	<b>Label</b>	<b>Cases</b>	<b>Percentage</b>
1	Yes	616	38.6%
2	No	971	60.8%
99	Not specified	9	0.6%
<i>Warning: these figures indicate the number of cases found in the data file. They cannot be interpreted as summary statistics of the population of interest.</i>			
<b># E080A: Technical skills</b>			
<b>Information</b>	[Type= discrete] [Format=numeric] [Range= 1-99] [Missing=*]		
<b>Statistics [NW/ W]</b>	[Valid=1596 /-] [Invalid=0 /-]		
<b>Value</b>	<b>Label</b>	<b>Cases</b>	<b>Percentage</b>
1	Yes	714	44.7%
2	No	873	54.7%
99	Not specified	9	0.6%
<i>Warning: these figures indicate the number of cases found in the data file. They cannot be interpreted as summary statistics of the population of interest.</i>			
<b># E080B: Entrepreneurial skills</b>			
<b>Information</b>	[Type= discrete] [Format=numeric] [Range= 1-99] [Missing=*]		
<b>Statistics [NW/ W]</b>	[Valid=1596 /-] [Invalid=0 /-]		
<b>Value</b>	<b>Label</b>	<b>Cases</b>	<b>Percentage</b>
1	Yes	757	47.4%
2	No	830	52.0%
99	Not specified	9	0.6%
<i>Warning: these figures indicate the number of cases found in the data file. They cannot be interpreted as summary statistics of the population of interest.</i>			
<b># E080C: Language skills</b>			
<b>Information</b>	[Type= discrete] [Format=numeric] [Range= 1-99] [Missing=*]		
<b>Statistics [NW/ W]</b>	[Valid=1596 /-] [Invalid=0 /-]		
<b>Value</b>	<b>Label</b>	<b>Cases</b>	<b>Percentage</b>
1	Yes	932	58.4%
2	No	656	41.1%
99	Not specified	8	0.5%
<i>Warning: these figures indicate the number of cases found in the data file. They cannot be interpreted as summary statistics of the population of interest.</i>			
<b># E080D: Customer care</b>			
<b>Information</b>	[Type= discrete] [Format=numeric] [Range= 1-99] [Missing=*]		
<b>Statistics [NW/ W]</b>	[Valid=1596 /-] [Invalid=0 /-]		
<b>Value</b>	<b>Label</b>	<b>Cases</b>	<b>Percentage</b>
1	Yes	496	31.1%
2	No	1092	68.4%
99	Not specified	8	0.5%
<i>Warning: these figures indicate the number of cases found in the data file. They cannot be interpreted as summary statistics of the population of interest.</i>			
<b># E080E: Innovativeness / creativity</b>			
<b>Information</b>	[Type= discrete] [Format=numeric] [Range= 1-99] [Missing=*]		
<b>Statistics [NW/ W]</b>	[Valid=1596 /-] [Invalid=0 /-]		

**# E080E: Innovativeness / creativity**

Value	Label	Cases	Percentage
1	Yes	756	47.4%
2	No	832	52.1%
99	Not specified	8	0.5%

*Warning: these figures indicate the number of cases found in the data file. They cannot be interpreted as summary statistics of the population of interest.*

**# E080F: IT skills**

<b>Information</b>	[Type= discrete] [Format=numeric] [Range= 1-99] [Missing=*]
--------------------	---

<b>Statistics [NW/ W]</b>	[Valid=1596 /-] [Invalid=0 /-]
---------------------------	--------------------------------

Value	Label	Cases	Percentage
1	Yes	870	54.5%
2	No	718	45.0%
99	Not specified	8	0.5%

*Warning: these figures indicate the number of cases found in the data file. They cannot be interpreted as summary statistics of the population of interest.*

**# E080G: Didactics / teaching skills**

<b>Information</b>	[Type= discrete] [Format=numeric] [Range= 1-99] [Missing=*]
--------------------	---

<b>Statistics [NW/ W]</b>	[Valid=1596 /-] [Invalid=0 /-]
---------------------------	--------------------------------

Value	Label	Cases	Percentage
1	Yes	478	29.9%
2	No	1109	69.5%
99	Not specified	9	0.6%

*Warning: these figures indicate the number of cases found in the data file. They cannot be interpreted as summary statistics of the population of interest.*

**# E080H: Communication skills****Information** [Type= discrete] [Format=numeric] [Range= 1-99] [Missing=\*]**Statistics [NW/ W]** [Valid=1596 /-] [Invalid=0 /-]

Value	Label	Cases	Percentage
1	Yes	364	22.8%
2	No	1223	76.6%
99	Not specified	9	0.6%

*Warning: these figures indicate the number of cases found in the data file. They cannot be interpreted as summary statistics of the population of interest.***# E080I: Other (specify)****Information** [Type= discrete] [Format=numeric] [Range= 1-99] [Missing=\*]**Statistics [NW/ W]** [Valid=1596 /-] [Invalid=0 /-]

Value	Label	Cases	Percentage
1	Yes	71	4.4%
2	No	1513	94.8%
99	Not specified	12	0.8%

*Warning: these figures indicate the number of cases found in the data file. They cannot be interpreted as summary statistics of the population of interest.***# E080S: Other (specify)****Information** [Type= discrete] [Format=character] [Missing=\*]**Statistics [NW/ W]** [Valid=28 /-] [Invalid=0 /-]

Value	Label	Cases	Percentage
21122212		1	3.6%
ABANTU BASHYA N		1	3.6%
CHARGE EN MALAD		1	3.6%
CODES ROUTIERES		1	3.6%
EXPERIENCE		2	7.1%
GUCUNGA UMUTUNG		1	3.6%
GUFATA NEZA ABA		1	3.6%
GUTEKA		2	7.1%
ICUNGAMUTUN		1	3.6%
KUGENDANA NIGIH		1	3.6%
KUGONGANA MU NS		1	3.6%
KUVURA BIGEZWEH		1	3.6%
KWIGA BAKONGERA		1	3.6%
MAINTENANCE		1	3.6%
MARKCTING SOLES		1	3.6%
MARKETING		1	3.6%
MU NGENDO SHURI		1	3.6%



**# E080S: Other (specify)**

Value	Label	Cases	Percentage
MURI CHIRURGIE		1	3.6%
NTABAKOZI		1	3.6%
PRATIQUE		1	3.6%
REINSURANCE		1	3.6%
SERVICE RAPIDE		1	3.6%
UBUMENYI KUDODA		1	3.6%
UBUMENYI MUKAZI		1	3.6%
UBUMENYI MUMIRI		1	3.6%
UNSKILLED		1	3.6%

*Warning: these figures indicate the number of cases found in the data file. They cannot be interpreted as summary statistics of the population of interest.*

**# E090: Did you conduct any staff training in the last 12 months?**

<b>Information</b>	[Type= discrete] [Format=numeric] [Range= 1-99] [Missing=*]
<b>Statistics [NW/ W]</b>	[Valid=1596 /-] [Invalid=0 /-]

Value	Label	Cases	Percentage
1	Yes	843	52.8%
2	No	745	46.7%
99	Not specified	8	0.5%

*Warning: these figures indicate the number of cases found in the data file. They cannot be interpreted as summary statistics of the population of interest.*

**# E100: Managerial skills**

<b>Information</b>	[Type= discrete] [Format=numeric] [Range= 1-99] [Missing=*]
<b>Statistics [NW/ W]</b>	[Valid=843 /-] [Invalid=753 /-]

Value	Label	Cases	Percentage
1	Yes	400	47.4%
2	No	441	52.3%
99	Not specified	2	0.2%
Sysmiss		753	

*Warning: these figures indicate the number of cases found in the data file. They cannot be interpreted as summary statistics of the population of interest.*

**# E100A: Technical skills**

<b>Information</b>	[Type= discrete] [Format=numeric] [Range= 1-99] [Missing=*]
<b>Statistics [NW/ W]</b>	[Valid=843 /-] [Invalid=753 /-]

Value	Label	Cases	Percentage
1	Yes	615	73.0%
2	No	225	26.7%
99	Not specified	3	0.4%
Sysmiss		753	

*Warning: these figures indicate the number of cases found in the data file. They cannot be interpreted as summary statistics of the population of interest.*

**# E100B: Entrepreneurial skills**

<b>Information</b>	[Type= discrete] [Format=numeric] [Range= 1-99] [Missing=*]
<b>Statistics [NW/ W]</b>	[Valid=843 /-] [Invalid=753 /-]

<b># E100B: Entrepreneurial skills</b>			
<b>Value</b>	<b>Label</b>	<b>Cases</b>	<b>Percentage</b>
1	Yes	120	14.2%
2	No	721	85.5%
99	Not specified	2	0.2%
Sysmiss		753	
<i>Warning: these figures indicate the number of cases found in the data file. They cannot be interpreted as summary statistics of the population of interest.</i>			
<b># E100C: Language skills</b>			
<b>Information</b>	[Type= discrete] [Format=numeric] [Range= 1-99] [Missing=*]		
<b>Statistics [NW/ W]</b>	[Valid=843 /-] [Invalid=753 /-]		
<b>Value</b>	<b>Label</b>	<b>Cases</b>	<b>Percentage</b>
1	Yes	170	20.2%
2	No	671	79.6%
99	Not specified	2	0.2%
Sysmiss		753	
<i>Warning: these figures indicate the number of cases found in the data file. They cannot be interpreted as summary statistics of the population of interest.</i>			
<b># E100D: Customer care</b>			
<b>Information</b>	[Type= discrete] [Format=numeric] [Range= 1-99] [Missing=*]		
<b>Statistics [NW/ W]</b>	[Valid=843 /-] [Invalid=753 /-]		
<b>Value</b>	<b>Label</b>	<b>Cases</b>	<b>Percentage</b>
1	Yes	349	41.4%
2	No	492	58.4%
99	Not specified	2	0.2%
Sysmiss		753	
<i>Warning: these figures indicate the number of cases found in the data file. They cannot be interpreted as summary statistics of the population of interest.</i>			
<b># E100E: Innovativeness / creativity</b>			
<b>Information</b>	[Type= discrete] [Format=numeric] [Range= 1-99] [Missing=*]		
<b>Statistics [NW/ W]</b>	[Valid=843 /-] [Invalid=753 /-]		
<b>Value</b>	<b>Label</b>	<b>Cases</b>	<b>Percentage</b>
1	Yes	121	14.4%
2	No	720	85.4%
99	Not specified	2	0.2%
Sysmiss		753	
<i>Warning: these figures indicate the number of cases found in the data file. They cannot be interpreted as summary statistics of the population of interest.</i>			
<b># E100F: IT skills</b>			
<b>Information</b>	[Type= discrete] [Format=numeric] [Range= 1-99] [Missing=*]		
<b>Statistics [NW/ W]</b>	[Valid=843 /-] [Invalid=753 /-]		
<b>Value</b>	<b>Label</b>	<b>Cases</b>	<b>Percentage</b>
1	Yes	224	26.6%
2	No	617	73.2%
99	Not specified	2	0.2%
Sysmiss		753	
<i>Warning: these figures indicate the number of cases found in the data file. They cannot be interpreted as summary statistics of the population of interest.</i>			

<b># E100G: Didactics / teaching skills</b>			
<b>Information</b>	[Type= discrete] [Format=numeric] [Range= 1-99] [Missing=*]		
<b>Statistics [NW/ W]</b>	[Valid=843 /-] [Invalid=753 /-]		
<b>Value</b>	<b>Label</b>	<b>Cases</b>	<b>Percentage</b>
1	Yes	207	24.6%
2	No	634	75.2%
99	Not specified	2	0.2%
Sysmiss		753	
<i>Warning: these figures indicate the number of cases found in the data file. They cannot be interpreted as summary statistics of the population of interest.</i>			
<b># E100H: Communication skills</b>			
<b>Information</b>	[Type= discrete] [Format=numeric] [Range= 1-99] [Missing=*]		
<b>Statistics [NW/ W]</b>	[Valid=843 /-] [Invalid=753 /-]		
<b>Value</b>	<b>Label</b>	<b>Cases</b>	<b>Percentage</b>
1	Yes	219	26.0%
2	No	622	73.8%
99	Not specified	2	0.2%
Sysmiss		753	
<i>Warning: these figures indicate the number of cases found in the data file. They cannot be interpreted as summary statistics of the population of interest.</i>			
<b># E100I: Other (specify)</b>			
<b>Information</b>	[Type= discrete] [Format=numeric] [Range= 1-99] [Missing=*]		
<b>Statistics [NW/ W]</b>	[Valid=843 /-] [Invalid=753 /-]		
<b>Value</b>	<b>Label</b>	<b>Cases</b>	<b>Percentage</b>
1	Yes	77	9.1%
2	No	760	90.2%
99	Not specified	6	0.7%
Sysmiss		753	
<i>Warning: these figures indicate the number of cases found in the data file. They cannot be interpreted as summary statistics of the population of interest.</i>			
<b># E100S: Other (specify)</b>			
<b>Information</b>	[Type= discrete] [Format=character] [Missing=*]		
<b>Statistics [NW/ W]</b>	[Valid=61 /-] [Invalid=0 /-]		
<b>Value</b>	<b>Label</b>	<b>Cases</b>	<b>Percentage</b>
AMAHUGURWA AHOR		1	1.6%
AMATEGEKO		1	1.6%
CAPACITY BUILDI		1	1.6%
CHURCH RESPONSI		1	1.6%
CLIMATE CHANGE		1	1.6%
CNP		1	1.6%
COMPTABILITE		1	1.6%
CUISINE		1	1.6%
DATA ENTRY		1	1.6%
DE INSTITUTION.		1	1.6%

# E100S: Other (specify)

Value	Label	Cases	Percentage
DESASTER MGT		1	1.6%
DISCIPLINE		1	1.6%
FOOD & BEVERAGE		1	1.6%
GBV		1	1.6%
GUHUNIKA IMYAKA		1	1.6%
GUKORERA IMANA		1	1.6%
GUSHAKA AMASOKO		1	1.6%
GUSOMA,KWAI		1	1.6%
GUTEKA		2	3.3%
HOW TO SALE		1	1.6%
HR MANAGEMENT		1	1.6%
IBYA SIDA		1	1.6%
IBYEREKEYINI		1	1.6%
IBYUBUVUZI		1	1.6%
IJAMBO RY'IMANA		3	4.9%
IMIKORERE Y'AKA		1	1.6%
IVUGABUTUMV		2	3.3%
IYOBOKAMAN/		1	1.6%
KONGERA AMASHUR		1	1.6%
KURIDOMAINE		1	1.6%
KURWANYA INKONG		1	1.6%
KWAKIRA ABAGORE		1	1.6%
KWIGA MASTERS		1	1.6%
KWIRINDA IMPANU		1	1.6%
KWIRINDA SIDA		2	3.3%
LABO		1	1.6%
LAW ABOUT EAC		1	1.6%
MARKETING		1	1.6%
MARKETING,DI		1	1.6%
MAT. NA PEDIATR		1	1.6%
MINISTERI PATOR		1	1.6%
PFM		1	1.6%
PLANNING FAMILI		1	1.6%

<b># E100S: Other (specify)</b>			
<b>Value</b>	<b>Label</b>	<b>Cases</b>	<b>Percentage</b>
PROTECTION DE L		1	1.6%
PVV		1	1.6%
PVV EN CHARGE		1	1.6%
REVENU ASSURANC		1	1.6%
SECURITY SYSTEM		1	1.6%
SOINS D'URGENCE		1	1.6%
SPECIAL MEDECIN		1	1.6%
STRATEGIC PLAN		1	1.6%
THEOLOGIE		1	1.6%
TUBERCULOSE		1	1.6%
UBUMWE N'UBWIYU		1	1.6%
communication		1	1.6%
ihohoterwa rish		1	1.6%
<i>Warning: these figures indicate the number of cases found in the data file. They cannot be interpreted as summary statistics of the population of interest.</i>			
<b># E120: Do you face any challenges that limit your staff training?</b>			
<b>Information</b>	[Type= discrete] [Format=numeric] [Range= 1-99] [Missing=*]		
<b>Statistics [NW/ W]</b>	[Valid=1596 /-] [Invalid=0 /-]		
<b>Value</b>	<b>Label</b>	<b>Cases</b>	<b>Percentage</b>
1	Yes	1110	69.5%
2	No	475	29.8%
99	Not specified	11	0.7%
<i>Warning: these figures indicate the number of cases found in the data file. They cannot be interpreted as summary statistics of the population of interest.</i>			
<b># E130: Which challenges limit the training of your staff?</b>			
<b>Information</b>	[Type= discrete] [Format=numeric] [Range= 1-99] [Missing=*]		
<b>Statistics [NW/ W]</b>	[Valid=1110 /-] [Invalid=486 /-]		
<b>Value</b>	<b>Label</b>	<b>Cases</b>	<b>Percentage</b>
1	Inadequate facilities (space)	175	15.8%
2	Inadequate materials	148	13.3%
3	Shortage of skilled trainers	116	10.5%
4	Time off for the trainees	96	8.6%
5		26	2.3%
6	Lack of funds	544	49.0%
7	Other (specify)	0	
99	Not specified	5	0.5%
Sysmiss		486	
<i>Warning: these figures indicate the number of cases found in the data file. They cannot be interpreted as summary statistics of the population of interest.</i>			
<b># E130A: Which challenges limit the training of your staff?</b>			
<b>Information</b>	[Type= discrete] [Format=numeric] [Range= 1-7] [Missing=*]		

<b># E130A: Which challenges limit the training of your staff?</b>			
<b>Statistics [NW/ W]</b>		[Valid=817 /-] [Invalid=779 /-]	
<b>Value</b>	<b>Label</b>	<b>Cases</b>	<b>Percentage</b>
1	Inadequate facilities (space)	91	11.1%
2	Inadequate materials	250	30.6%
3	Shortage of skilled trainers	173	21.2%
4	Time off for the trainees	94	11.5%
5		23	2.8%
6	Lack of funds	186	22.8%
7	Other (specify)	0	
Sysmiss		779	
<i>Warning: these figures indicate the number of cases found in the data file. They cannot be interpreted as summary statistics of the population of interest.</i>			
<b># E130B: Which challenges limit the training of your staff?</b>			
<b>Information</b>		[Type= discrete] [Format=numeric] [Range= 1-7] [Missing=*]	
<b>Statistics [NW/ W]</b>		[Valid=447 /-] [Invalid=1149 /-]	
<b>Value</b>	<b>Label</b>	<b>Cases</b>	<b>Percentage</b>
1	Inadequate facilities (space)	53	11.9%
2	Inadequate materials	106	23.7%
3	Shortage of skilled trainers	78	17.4%
4	Time off for the trainees	60	13.4%
5		21	4.7%
6	Lack of funds	129	28.9%
7	Other (specify)	0	
Sysmiss		1149	
<i>Warning: these figures indicate the number of cases found in the data file. They cannot be interpreted as summary statistics of the population of interest.</i>			
<b># Hired_TVET: Have you hired TVET graduates</b>			
<b>Information</b>		[Type= discrete] [Format=numeric] [Range= 1-9] [Missing=*]	
<b>Statistics [NW/ W]</b>		[Valid=1596 /-] [Invalid=0 /-]	
<b>Value</b>	<b>Label</b>	<b>Cases</b>	<b>Percentage</b>
1	Yes	1085	68.0%
2	No	496	31.1%
9	Not stated	15	0.9%
<i>Warning: these figures indicate the number of cases found in the data file. They cannot be interpreted as summary statistics of the population of interest.</i>			
<b># E131: If you have hired graduates of TVET , how satisfied are you with their performance?</b>			
<b>Information</b>		[Type= discrete] [Format=numeric] [Range= 1-99] [Missing=*]	
<b>Statistics [NW/ W]</b>		[Valid=1596 /-] [Invalid=0 /-]	
<b>Value</b>	<b>Label</b>	<b>Cases</b>	<b>Percentage</b>
1	Fully Satisfied	529	33.1%
2	Partially satisfied	467	29.3%
3	Little satisfied	66	4.1%
4	Not satisfied	23	1.4%
5	Not applicable (no such graduates hired)	496	31.1%
99	Not specified	15	0.9%
<i>Warning: these figures indicate the number of cases found in the data file. They cannot be interpreted as summary statistics of the population of interest.</i>			

<b># Hired_High: Have you hired graduates from high institutions?</b>			
<b>Information</b>		[Type= discrete] [Format=numeric] [Range= 1-9] [Missing=*]	
<b>Statistics [NW/ W]</b>		[Valid=1596 /-] [Invalid=0 /-]	
<b>Value</b>	<b>Label</b>	<b>Cases</b>	<b>Percentage</b>
1	Yes	957	60.0%
2	No	625	39.2%
9	Not stated	14	0.9%
<i>Warning: these figures indicate the number of cases found in the data file. They cannot be interpreted as summary statistics of the population of interest.</i>			
<b># E131A: If you have hired graduates of higher institutions, how satisfied are you with their performance?</b>			
<b>Information</b>		[Type= discrete] [Format=numeric] [Range= 1-99] [Missing=*]	
<b>Statistics [NW/ W]</b>		[Valid=1596 /-] [Invalid=0 /-]	
<b>Value</b>	<b>Label</b>	<b>Cases</b>	<b>Percentage</b>
1	Fully Satisfied	549	34.4%
2	Partially satisfied	346	21.7%
3	Little satisfied	40	2.5%
4	Not satisfied	22	1.4%
5	Not applicable (no such graduates hired)	625	39.2%
99	Not specified	14	0.9%
<i>Warning: these figures indicate the number of cases found in the data file. They cannot be interpreted as summary statistics of the population of interest.</i>			
<b># E132: what has to be improved in the training and education in TVET ?</b>			
<b>Information</b>		[Type= discrete] [Format=numeric] [Range= 1-99] [Missing=*]	
<b>Statistics [NW/ W]</b>		[Valid=1596 /-] [Invalid=0 /-]	
<b>Value</b>	<b>Label</b>	<b>Cases</b>	<b>Percentage</b>
1	Managerial skills	193	12.1%
2	Technical skills	723	45.3%
3	Entrepreneurial skills	183	11.5%
4	Language skills	137	8.6%
5	Customer care	47	2.9%
7	Innovativeness / creativity	58	3.6%
8	IT skills	99	6.2%
9	Didactics / teaching skills	22	1.4%
10	Communication skills	12	0.8%
11	Other (specify)	88	5.5%
12	None	0	
99	Not specified	34	2.1%
<i>Warning: these figures indicate the number of cases found in the data file. They cannot be interpreted as summary statistics of the population of interest.</i>			
<b># E132B: what has to be improved in the training and education in TVET ?</b>			
<b>Information</b>		[Type= discrete] [Format=numeric] [Range= 1-99] [Missing=*]	
<b>Statistics [NW/ W]</b>		[Valid=1216 /-] [Invalid=380 /-]	
<b>Value</b>	<b>Label</b>	<b>Cases</b>	<b>Percentage</b>
1	Managerial skills	32	2.6%
2	Technical skills	139	11.4%
3	Entrepreneurial skills	231	19.0%
4	Language skills	268	22.0%

### # E132B: what has to be improved in the training and education in TVET ?

Value	Label	Cases	Percentage
5	Customer care	92	7.6%
7	Innovativeness / creativity	172	14.1%
8	IT skills	199	16.4%
9	Didactics / teaching skills	25	2.1%
10	Communication skills	28	2.3%
11	Other (specify)	30	2.5%
12	None	0	
99	Not specified	0	
Sysmiss		380	

Warning: these figures indicate the number of cases found in the data file. They cannot be interpreted as summary statistics of the population of interest.

### # E132D: what has to be improved in the training and education in TVET ?

<b>Information</b>	[Type= discrete] [Format=numeric] [Range= 1-99] [Missing=*]
<b>Statistics [NW/ W]</b>	[Valid=744 /-] [Invalid=852 /-]

Value	Label	Cases	Percentage
1	Managerial skills	27	3.6%
2	Technical skills	49	6.6%
3	Entrepreneurial skills	77	10.3%
4	Language skills	113	15.2%
5	Customer care	65	8.7%
7	Innovativeness / creativity	119	16.0%
8	IT skills	183	24.6%
9	Didactics / teaching skills	39	5.2%
10	Communication skills	40	5.4%
11	Other (specify)	32	4.3%
12	None	0	
99	Not specified	0	
Sysmiss		852	

Warning: these figures indicate the number of cases found in the data file. They cannot be interpreted as summary statistics of the population of interest.

### # E132A: what has to be improved in the training and education in higher institutions?

<b>Information</b>	[Type= discrete] [Format=numeric] [Range= 1-99] [Missing=*]
<b>Statistics [NW/ W]</b>	[Valid=1596 /-] [Invalid=0 /-]

Value	Label	Cases	Percentage
1	Managerial skills	286	17.9%
2	Technical skills	355	22.2%
3	Entrepreneurial skills	250	15.7%
4	Language skills	173	10.8%
5	Customer care	63	3.9%
7	Innovativeness / creativity	115	7.2%
8	IT skills	135	8.5%
9	Didactics / teaching skills	40	2.5%
10	Communication skills	14	0.9%
11	Other (specify)	109	6.8%
12	None	0	
99	Not specified	56	3.5%



**# E132A: what has to be improved in the training and education in higher institutions?**

*Warning: these figures indicate the number of cases found in the data file. They cannot be interpreted as summary statistics of the population of interest.*

**# E132C: what has to be improved in the training and education in higher institutions?**

**Information** [Type= discrete] [Format=numeric] [Range= 1-99] [Missing=\*]

**Statistics [NW/ W]** [Valid=1138 /-] [Invalid=458 /-]

Value	Label	Cases	Percentage
1	Managerial skills	72	6.3%
2	Technical skills	112	9.8%
3	Entrepreneurial skills	179	15.7%
4	Language skills	218	19.2%
5	Customer care	72	6.3%
7	Innovativeness / creativity	200	17.6%
8	IT skills	174	15.3%
9	Didactics / teaching skills	44	3.9%
10	Communication skills	34	3.0%
11	Other (specify)	33	2.9%
12	None	0	
99	Not specified	0	
Sysmiss		458	

*Warning: these figures indicate the number of cases found in the data file. They cannot be interpreted as summary statistics of the population of interest.*

**# E132E: what has to be improved in the training and education in higher institutions?**

**Information** [Type= discrete] [Format=numeric] [Range= 1-99] [Missing=\*]

**Statistics [NW/ W]** [Valid=668 /-] [Invalid=928 /-]

Value	Label	Cases	Percentage
1	Managerial skills	40	6.0%
2	Technical skills	43	6.4%
3	Entrepreneurial skills	65	9.7%
4	Language skills	86	12.9%
5	Customer care	73	10.9%
7	Innovativeness / creativity	108	16.2%
8	IT skills	143	21.4%
9	Didactics / teaching skills	46	6.9%
10	Communication skills	37	5.5%
11	Other (specify)	27	4.0%
12	None	0	
99	Not specified	0	
Sysmiss		928	

*Warning: these figures indicate the number of cases found in the data file. They cannot be interpreted as summary statistics of the population of interest.*

**# E132S: Other (specify)**

**Information** [Type= discrete] [Format=character] [Missing=\*]

**Statistics [NW/ W]** [Valid=161 /-] [Invalid=0 /-]

Value	Label	Cases	Percentage
0		1	0.6%
AMASHURI MAKURU		1	0.6%

# E132S: Other (specify)

Value	Label	Cases	Percentage
AMASHURI YIMYUG		1	0.6%
AMELIORATION DA		1	0.6%
BAGABANYA IGIHE		1	0.6%
BAKENEYE AMAHUG		1	0.6%
BAMAZE UMWAKA1		1	0.6%
CISQO		1	0.6%
DEONTHOLOGI		1	0.6%
DISCIPLINE		2	1.2%
DOESN'T WHAT IS		1	0.6%
EXPERIENCE		2	1.2%
EXPR DE TRAVAIL		1	0.6%
FOR TVET HE ENS		1	0.6%
GUHA AGACIRO AM		1	0.6%
GUHABWA ISOMO		1	0.6%
GUKUNDA AKAZI		1	0.6%
GUKUNDA UMURIMO		1	0.6%
GUKUNDISHA ABAT		1	0.6%
IBIKORWA BYIVUG		1	0.6%
IBYA DISCIPLINE		1	0.6%
IGIHE		1	0.6%
IKORANABUHA		1	0.6%
IMYIFATIE MUKAZ		1	0.6%
IMYITWARIRE		1	0.6%
INDIMI		1	0.6%
INGAMBA KUBAKOZ		1	0.6%
IYOBOKAMAN,		3	1.9%
KONGERA AMASHUL		1	0.6%
KONGERA AMASHUR		2	1.2%
KONGERA IBIKORE		1	0.6%
KONGERA PRATIC		1	0.6%

# E132S: Other (specify)

Value	Label	Cases	Percentage
KONGERA QUALITE		1	0.6%
KONGERA STAGE		1	0.6%
KONGERA TVET		2	1.2%
KONGERA UBURYO		1	0.6%
KUBAHA AMAHUGUR		1	0.6%
KUDASUZUGURAK		1	0.6%
KUDASUZUGURUM		1	0.6%
KUGABANYA UMUBA		1	0.6%
KUGIRA UBUSHISH		1	0.6%
KUMENYA INSHING		1	0.6%
KUNOZA SERVICE		1	0.6%
KUYAHA AGACIRO		1	0.6%
KWIGA IKINTU 1		1	0.6%
KWIGISHA GUTSIN		1	0.6%
KWIGISHA UMUCO		1	0.6%
KWIMENYEREZUM		1	0.6%
KWITANGIRA UMUR		1	0.6%
MANQUE D'EXPERI		1	0.6%
MATERNITE VCT		1	0.6%
MBONERAGIHU		1	0.6%
MORE PRACTICE		1	0.6%
NO COMMENT		1	0.6%
NO PRATIQUE		1	0.6%
NTA CYO		2	1.2%
NTA MASHURI MAK		1	0.6%
NTA PRATIQUE		1	0.6%
NTABAKORESE		4	2.5%
NTABIZI		10	6.2%
NTABO		1	0.6%

# E132S: Other (specify)

Value	Label	Cases	Percentage
NTABO AKORESHA		1	0.6%
NTABO BAKORA HA		1	0.6%
NTABO BAKORESHA		2	1.2%
NTABO BAKORESHE		1	0.6%
NTABO DUKORESHA		1	0.6%
NTABO TURAKORES		2	1.2%
NTABO TWAKORESH		3	1.9%
NTABUMENYI AFIT		1	0.6%
NTABWO AKIBAKOR		1	0.6%
NTABWO MBIZI		1	0.6%
NTABWO TUZI UBU		1	0.6%
NTABYO ABIZIHO		1	0.6%
NTABYO AZI		1	0.6%
NTABYO NZI		1	0.6%
NTACYO		1	0.6%
NTACYO ABIVUGAH		1	0.6%
NTACYO ABIZIHO		13	8.1%
NTACYO ABONA CY		1	0.6%
NTACYO AZI		1	0.6%
NTACYO BABURA		2	1.2%
NTACYO CYAVUGUR		1	0.6%
NTACYOYABIV		1	0.6%
NTAGITEKEREZ		2	1.2%
NTAKO ABYUMVA		1	0.6%
NTAMAKURU MFITE		1	0.6%
NTANAKIMWE		1	0.6%
NTAYO BABURA		1	0.6%
NTIBAKENEWE		1	0.6%
NTIBYAKORES		1	0.6%
NTITUBAKORE		1	0.6%
NTITURABIME		1	0.6%

**# E132S: Other (specify)**

Value	Label	Cases	Percentage
PRACTICAL		1	0.6%
PRACTICE		3	1.9%
PRATICAL SKILLS		1	0.6%
PRATIQUE		2	1.2%
PRATIQUE IHAGIJ		1	0.6%
PRATIQUE NYINSH		2	1.2%
PRATIQUE NYISHI		1	0.6%
PRATIQUE/ INFIRM		1	0.6%
PRIMAIRE INGUFU		1	0.6%
PROBLEM SOLVING		1	0.6%
PROGRAMME		1	0.6%
RESEARCH		1	0.6%
SANS INFORMER		1	0.6%
SELF EXPRESSION		1	0.6%
SEMIOLOGIE		1	0.6%
SIMBIZI		1	0.6%
SINAKIMENYA		1	0.6%
STAGE IHAGIJE		1	0.6%
SYSTEME YA EDUC		1	0.6%
TO RISE UNIVER		1	0.6%
UBUMENYI BIBLE		1	0.6%
UBUMENYI NGIRO		1	0.6%
UMURAVA KUBAHA		1	0.6%
VALEURS ETIQUES		1	0.6%
internstin ihag		1	0.6%
kongera ama TVE		1	0.6%
kongera pratiqu		1	0.6%
ntacyo abiziho		1	0.6%

*Warning: these figures indicate the number of cases found in the data file. They cannot be interpreted as summary statistics of the population of interest.*

**# E140: Do you have an industrial attachment. / apprenticeship / internship program?**

<b>Information</b>	[Type= discrete] [Format=numeric] [Range= 1-99] [Missing=*]
<b>Statistics [NW/ W]</b>	[Valid=1596 /-] [Invalid=0 /-]

**# E140: Do you have an industrial attachment. / apprenticeship / internship program?**

Value	Label	Cases	Percentage
1	Yes (institutionalised)	314	19.7%
2	Yes (occasionally/informal)	316	19.8%
3	No	950	59.5%
99	Not specified	16	1.0%

Warning: these figures indicate the number of cases found in the data file. They cannot be interpreted as summary statistics of the population of interest.

**# E150: If Yes, how many male interns do you have on average annually?**

<b>Information</b>	[Type= continuous] [Format=numeric] [Range= 0-160] [Missing=*/999]
--------------------	--

<b>Statistics [NW/ W]</b>	[Valid=618 /-] [Invalid=978 /-] [Mean=5.631 /-] [StdDev=14.374 /-]
---------------------------	--

Value	Label	Cases	Percentage
999	Not specified	13	

Warning: these figures indicate the number of cases found in the data file. They cannot be interpreted as summary statistics of the population of interest.

**# E150A: If Yes, how many female interns do you have on average annually?**

<b>Information</b>	[Type= continuous] [Format=numeric] [Range= 0-160] [Missing=*/999]
--------------------	--

<b>Statistics [NW/ W]</b>	[Valid=618 /-] [Invalid=978 /-] [Mean=5.338 /-] [StdDev=12.504 /-]
---------------------------	--

Value	Label	Cases	Percentage
999	Not specified	13	

Warning: these figures indicate the number of cases found in the data file. They cannot be interpreted as summary statistics of the population of interest.

**# E150B: If Yes, how many total interns do you have on average annually?**

<b>Information</b>	[Type= continuous] [Format=numeric] [Range= 1-260] [Missing=*/999]
--------------------	--

<b>Statistics [NW/ W]</b>	[Valid=618 /-] [Invalid=978 /-] [Mean=10.969 /-] [StdDev=25.308 /-]
---------------------------	---

Value	Label	Cases	Percentage
999	Not specified		

Warning: these figures indicate the number of cases found in the data file. They cannot be interpreted as summary statistics of the population of interest.

**# E151: Hired male after internship in 2009**

<b>Information</b>	[Type= continuous] [Format=numeric] [Range= 0-62] [Missing=*/999]
--------------------	---

<b>Statistics [NW/ W]</b>	[Valid=614 /-] [Invalid=982 /-] [Mean=0.593 /-] [StdDev=2.864 /-]
---------------------------	---

Value	Label	Cases	Percentage
999	Not specified		

Warning: these figures indicate the number of cases found in the data file. They cannot be interpreted as summary statistics of the population of interest.

**# E151A: Hired female after internship in 2009**

<b>Information</b>	[Type= continuous] [Format=numeric] [Range= 0-15] [Missing=*/999]
--------------------	---

<b>Statistics [NW/ W]</b>	[Valid=614 /-] [Invalid=982 /-] [Mean=0.362 /-] [StdDev=1.212 /-]
---------------------------	---

Value	Label	Cases	Percentage
999	Not specified		

Warning: these figures indicate the number of cases found in the data file. They cannot be interpreted as summary statistics of the population of interest.

**# E151B: Total hired after internship in 2009**

<b>Information</b>	[Type= continuous] [Format=numeric] [Range= 0-70] [Missing=*/999]
--------------------	---

<b>Statistics [NW/ W]</b>	[Valid=614 /-] [Invalid=982 /-] [Mean=0.954 /-] [StdDev=3.569 /-]
---------------------------	---

Value	Label	Cases	Percentage
999	Not specified		

Warning: these figures indicate the number of cases found in the data file. They cannot be interpreted as summary statistics of the population of interest.

<b># E151C: Hired male after internship in 2010</b>			
<b>Information</b>	[Type= continuous] [Format=numeric] [Range= 0-74] [Missing=*/999]		
<b>Statistics [NW/ W]</b>	[Valid=614 /-] [Invalid=982 /-] [Mean=0.73 /-] [StdDev=3.414 /-]		
<b>Value</b>	<b>Label</b>	<b>Cases</b>	<b>Percentage</b>
999	Not specified		
<i>Warning: these figures indicate the number of cases found in the data file. They cannot be interpreted as summary statistics of the population of interest.</i>			
<b># E151D: Hired female after internship in 2010</b>			
<b>Information</b>	[Type= continuous] [Format=numeric] [Range= 0-24] [Missing=*/999]		
<b>Statistics [NW/ W]</b>	[Valid=614 /-] [Invalid=982 /-] [Mean=0.542 /-] [StdDev=1.764 /-]		
<b>Value</b>	<b>Label</b>	<b>Cases</b>	<b>Percentage</b>
999	Not specified		
<i>Warning: these figures indicate the number of cases found in the data file. They cannot be interpreted as summary statistics of the population of interest.</i>			
<b># E151E: Total hired after internship in 2010</b>			
<b>Information</b>	[Type= continuous] [Format=numeric] [Range= 0-95] [Missing=*/999]		
<b>Statistics [NW/ W]</b>	[Valid=614 /-] [Invalid=982 /-] [Mean=1.272 /-] [StdDev=4.754 /-]		
<b>Value</b>	<b>Label</b>	<b>Cases</b>	<b>Percentage</b>
999	Not specified		
<i>Warning: these figures indicate the number of cases found in the data file. They cannot be interpreted as summary statistics of the population of interest.</i>			
<b># E151F: Hired male after internship in 2011</b>			
<b>Information</b>	[Type= continuous] [Format=numeric] [Range= 0-84] [Missing=*/999]		
<b>Statistics [NW/ W]</b>	[Valid=614 /-] [Invalid=982 /-] [Mean=0.809 /-] [StdDev=3.863 /-]		
<b>Value</b>	<b>Label</b>	<b>Cases</b>	<b>Percentage</b>
999	Not specified		
<i>Warning: these figures indicate the number of cases found in the data file. They cannot be interpreted as summary statistics of the population of interest.</i>			
<b># E151G: Hired female after internship in 2011</b>			
<b>Information</b>	[Type= continuous] [Format=numeric] [Range= 0-24] [Missing=*/999]		
<b>Statistics [NW/ W]</b>	[Valid=614 /-] [Invalid=982 /-] [Mean=0.651 /-] [StdDev=1.978 /-]		
<b>Value</b>	<b>Label</b>	<b>Cases</b>	<b>Percentage</b>
999	Not specified		
<i>Warning: these figures indicate the number of cases found in the data file. They cannot be interpreted as summary statistics of the population of interest.</i>			
<b># E151H: Total hired after internship in 2011</b>			
<b>Information</b>	[Type= continuous] [Format=numeric] [Range= 0-100] [Missing=*/999]		
<b>Statistics [NW/ W]</b>	[Valid=614 /-] [Invalid=982 /-] [Mean=1.461 /-] [StdDev=5.178 /-]		
<b>Value</b>	<b>Label</b>	<b>Cases</b>	<b>Percentage</b>
999	Not specified		
<i>Warning: these figures indicate the number of cases found in the data file. They cannot be interpreted as summary statistics of the population of interest.</i>			
<b># E152: Do interns take part in specifically designed training?</b>			
<b>Information</b>	[Type= discrete] [Format=numeric] [Range= 1-99] [Missing=*]		
<b>Statistics [NW/ W]</b>	[Valid=631 /-] [Invalid=965 /-]		
<b>Value</b>	<b>Label</b>	<b>Cases</b>	<b>Percentage</b>
1	Yes	126	20.0%
2	No	492	78.0%

<b># E152: Do interns take part in specifically designed training?</b>			
<b>Value</b>	<b>Label</b>	<b>Cases</b>	<b>Percentage</b>
99	Not specified	13	2.1%
Sysmiss		965	
<i>Warning: these figures indicate the number of cases found in the data file. They cannot be interpreted as summary statistics of the population of interest.</i>			
<b># E153: How long on average are the apprenticeships / internships?</b>			
<b>Information</b>	[Type= discrete] [Format=numeric] [Range= 0-99] [Missing=*]		
<b>Statistics [NW/ W]</b>	[Valid=631 /-] [Invalid=965 /-]		
<b>Value</b>	<b>Label</b>	<b>Cases</b>	<b>Percentage</b>
0		19	3.0%
1		170	26.9%
2		144	22.8%
3		158	25.0%
4		16	2.5%
5		6	1.0%
6		87	13.8%
7		1	0.2%
8		1	0.2%
9		3	0.5%
10		1	0.2%
12		11	1.7%
24		2	0.3%
48		1	0.2%
99	Not specified	11	1.7%
Sysmiss		965	
<i>Warning: these figures indicate the number of cases found in the data file. They cannot be interpreted as summary statistics of the population of interest.</i>			
<b># INT_PER: Lengh of internship</b>			
<b>Information</b>	[Type= discrete] [Format=numeric] [Range= 0-99] [Missing=*]		
<b>Statistics [NW/ W]</b>	[Valid=631 /-] [Invalid=965 /-]		
<b>Value</b>	<b>Label</b>	<b>Cases</b>	<b>Percentage</b>
0	Less than 1 month	19	3.0%
1	1-	170	26.9%
2	2-	144	22.8%
3	3-	158	25.0%
4	4-	109	17.3%
5	6-	20	3.2%
99	Not specified	11	1.7%
Sysmiss		965	
<i>Warning: these figures indicate the number of cases found in the data file. They cannot be interpreted as summary statistics of the population of interest.</i>			
<b># E154: What are the financial agreements?</b>			
<b>Information</b>	[Type= discrete] [Format=numeric] [Range= 1-99] [Missing=*]		
<b>Statistics [NW/ W]</b>	[Valid=631 /-] [Invalid=965 /-]		
<b>Value</b>	<b>Label</b>	<b>Cases</b>	<b>Percentage</b>
1	Interns have to pay money	29	4.6%
2	Interns receive money	102	16.2%



<b># E154: What are the financial agreements?</b>			
<b>Value</b>	<b>Label</b>	<b>Cases</b>	<b>Percentage</b>
3	Interns sponsored by other institution	35	5.5%
4	No payments	448	71.0%
99	Not specified	17	2.7%
Sysmiss		965	
<i>Warning: these figures indicate the number of cases found in the data file. They cannot be interpreted as summary statistics of the population of interest.</i>			
<b># E155: What is the reason for not hosting interns</b>			
<b>Information</b>	[Type= discrete] [Format=numeric] [Range= 1-99] [Missing=*]		
<b>Statistics [NW/ W]</b>	[Valid=939 /-] [Invalid=657 /-]		
<b>Value</b>	<b>Label</b>	<b>Cases</b>	<b>Percentage</b>
1	No need	376	40.0%
2	No capacity / too small	180	19.2%
3	Too cumbersome	70	7.5%
4	No appropriate candidates	161	17.1%
5	Candidates want to be paid / paid too much	36	3.8%
6	Other (indicate)	111	11.8%
99	Not specified	5	0.5%
Sysmiss		657	
<i>Warning: these figures indicate the number of cases found in the data file. They cannot be interpreted as summary statistics of the population of interest.</i>			
<b># E155A: What is the reason for not hosting interns</b>			
<b>Information</b>	[Type= discrete] [Format=numeric] [Range= 1-6] [Missing=*]		
<b>Statistics [NW/ W]</b>	[Valid=388 /-] [Invalid=1208 /-]		
<b>Value</b>	<b>Label</b>	<b>Cases</b>	<b>Percentage</b>
1	No need	28	7.2%
2	No capacity / too small	103	26.5%
3	Too cumbersome	123	31.7%
4	No appropriate candidates	63	16.2%
5	Candidates want to be paid / paid too much	31	8.0%
6	Other (indicate)	40	10.3%
Sysmiss		1208	
<i>Warning: these figures indicate the number of cases found in the data file. They cannot be interpreted as summary statistics of the population of interest.</i>			
<b># E155B: What is the reason for not hosting interns</b>			
<b>Information</b>	[Type= discrete] [Format=numeric] [Range= 1-6] [Missing=*]		
<b>Statistics [NW/ W]</b>	[Valid=90 /-] [Invalid=1506 /-]		
<b>Value</b>	<b>Label</b>	<b>Cases</b>	<b>Percentage</b>
1	No need	9	10.0%
2	No capacity / too small	8	8.9%
3	Too cumbersome	31	34.4%
4	No appropriate candidates	17	18.9%
5	Candidates want to be paid / paid too much	14	15.6%
6	Other (indicate)	11	12.2%
Sysmiss		1506	
<i>Warning: these figures indicate the number of cases found in the data file. They cannot be interpreted as summary statistics of the population of interest.</i>			

# E155S: Other-indicate

<b>Information</b>	[Type= discrete] [Format=character] [Missing=*]
<b>Statistics [NW/ W]</b>	[Valid=147 /-] [Invalid=0 /-]

Value	Label	Cases	Percentage
3		1	0.7%
ABAKANDIDA NTIB		1	0.7%
ABIMENYEREZ		1	0.7%
AHO IKIGO KIRI		1	0.7%
AMAKRU NTAZWI		1	0.7%
AMTGKO(MNIS		1	0.7%
BASHOBORA KWANG		1	0.7%
BATANGIYE VUBA		1	0.7%
BFTE D VOLNTAIR		1	0.7%
BIRABUJIJWE		1	0.7%
BIRI MU NZIRA		1	0.7%
BYATEZA IBIBAZO		1	0.7%
GAHUNDA NTIZWI		1	0.7%
GITINYA KUTAKIR		1	0.7%
HAFI KU MUHANDA		1	0.7%
IKIGO GISHYA		1	0.7%
IKIGO NI GITO		1	0.7%
KIRACIRIRITSE		1	0.7%
KUBONA TRAINERS		1	0.7%
LOCATION		1	0.7%
NABAJYA BAZA BA		1	0.7%
NABWO BABYITABI		1	0.7%
NI MUCYARO		1	0.7%
NI NSHYA		1	0.7%
NIBWO BAGITANGI		1	0.7%
NIBWOBAGITA		1	0.7%
NIGISHYASHY/		1	0.7%
NOONE HAVE APPL		1	0.7%
NTA BABISABA		1	0.7%
NTA BACANDIDATS		1	0.7%

# E155S: Other-indicate

Value	Label	Cases	Percentage
NTA BAJE GUSABA		1	0.7%
NTA BARABISA		1	0.7%
NTA BARAZA		1	0.7%
NTA BASABYE		1	0.7%
NTA BIKORESHO		1	0.7%
NTA BUMENYI		1	0.7%
NTA BURAMBE		1	0.7%
NTA BUSHAKE TUB		1	0.7%
NTA EXPERIENCE		1	0.7%
NTA MIRIMO IHAR		1	0.7%
NTA MUCANDIDA		1	0.7%
NTA WABAKURIKIR		1	0.7%
NTABABIDUSA		2	1.4%
NTABABIDUSA		1	0.7%
NTABABISABA		7	4.8%
NTABABISABYI		1	0.7%
NTABABONEKA		1	0.7%
NTABAJYA BAZA		2	1.4%
NTABANTU BAJE		1	0.7%
NTABARABISA		1	0.7%
NTABARATUGA		1	0.7%
NTABARAZA TWABA		1	0.7%
NTABARI BAGERAM		1	0.7%
NTABASABA		2	1.4%
NTABASABA ARIKO		1	0.7%
NTABASABYE		3	2.0%
NTABATUGANI		1	0.7%
NTABAZA		5	3.4%
NTABAZA GUSABA		1	0.7%
NTABAZA KUBIDUS		3	2.0%
NTABAZA KUBISA		1	0.7%

# E155S: Other-indicate

Value	Label	Cases	Percentage
NTABAZA KUBISAB		8	5.4%
NTABIDUSABA		1	0.7%
NTABIGEZE BAZA		1	0.7%
NTABIKORESHO		1	0.7%
NTABIKORWA BYIN		1	0.7%
NTABITEGANY		1	0.7%
NTABO TUBONA		2	1.4%
NTABO TURABONA		2	1.4%
NTABOTURABO		1	0.7%
NTABURENGAM		1	0.7%
NTABWO ARABONA		1	0.7%
NTABWO BARABOHE		1	0.7%
NTABWO BARAZA H		1	0.7%
NTABWO BAZI IBY		1	0.7%
NTABWO IRAZA		1	0.7%
NTABWO TUBAKIRA		1	0.7%
NTAMASHURI DUFU		1	0.7%
NTAMIRIMO		1	0.7%
NTANABO TURABON		1	0.7%
NTANABOTUBO		1	0.7%
NTAWABISABY		2	1.4%
NTAWE TWABONYE		1	0.7%
NTAWE UBIBASABA		1	0.7%
NTAWURAYISA		1	0.7%
NTAWURAZA		1	0.7%
NTIBABIDUSAE		1	0.7%
NTIBABISABA		3	2.0%
NTIBABONEKA		1	0.7%
NTIBARA BISABA		1	0.7%
NTIBARABATW		1	0.7%
NTIBARABISAB		2	1.4%
NTIBARAMENY		1	0.7%
NTIBARISABA		1	0.7%
NTIBAZAKUBIS		1	0.7%

**# E155S: Other-indicate**

Value	Label	Cases	Percentage
NTIBEMERERW KU		1	0.7%
NTIBEMEWE		1	0.7%
NTIBIRAMENYI		1	0.7%
NTIBIRATEGUR		1	0.7%
NTIBIRAVUGW		1	0.7%
NTIBOROHERW		1	0.7%
NTIBYEMEWE		1	0.7%
NTITUBABONA		1	0.7%
NTITUBYEMER		1	0.7%
PERSONNE A DEMA		1	0.7%
SALONS NTOYA		1	0.7%
SELECTION		1	0.7%
TIME YO KUBIGIS		1	0.7%
UBUSHOBOZI BUKR		1	0.7%
VERY TECHNICAL		1	0.7%
ntababisaba		1	0.7%
ntabajya baza		1	0.7%
ntabarabisaba		1	0.7%
ntabaraza kubis		1	0.7%
ntabaza		1	0.7%
ntibatuzi ntiba		1	0.7%
salon ni ntoya		1	0.7%

*Warning: these figures indicate the number of cases found in the data file. They cannot be interpreted as summary statistics of the population of interest.*

**# F001: What was the major source of your start- up capital for your business?**

<b>Information</b>	[Type= discrete] [Format=numeric] [Range= 1-99] [Missing=*]
<b>Statistics [NW/ W]</b>	[Valid=1130 /-] [Invalid=466 /-]

Value	Label	Cases	Percentage
1	Own saving	413	36.5%
2	Loans from friends/relatives	50	4.4%
3	Contributions from others	36	3.2%
4	Loans from commercial banks	215	19.0%
5	Informal money lenders	1	0.1%
6	Government lending agencies	1	0.1%
7	Micro finance institutions	11	1.0%
8	Public share issuing	234	20.7%
9	Inheritance	21	1.9%
10	Other (specify)	60	5.3%
11	Don't know	0	
99	Not specified	88	7.8%
Sysmiss		466	

### # F001: What was the major source of your start-up capital for your business?

Warning: these figures indicate the number of cases found in the data file. They cannot be interpreted as summary statistics of the population of interest.

#### # F001S: Other-Specify

Information [Type= discrete] [Format=character] [Missing=\*]

Statistics [NW/ W] [Valid=99 /-] [Invalid=0 /-]

Value	Label	Cases	Percentage
1/10 N'AMATURO		1	1.0%
ABABYEYI BE		1	1.0%
ABAGIRANEZA		2	2.0%
ABAKRISTO BISHI		1	1.0%
ABAKRISTU		1	1.0%
ABANYAMURY		2	2.0%
ABATERANKUN		1	1.0%
ABATERANKUN		6	6.1%
ABATERANYIJE 2		1	1.0%
ACTIONAIRE		1	1.0%
AFARANGA Y'INDI		1	1.0%
AMAFARANGA		1	1.0%
AMAFR YATANZW N		1	1.0%
AMATUNGO ABAKRI		1	1.0%
AMATURO		2	2.0%
AMATURO Y BAKRI		1	1.0%
AMATURU Y'ABAKR		1	1.0%
AYA DIOCESE		1	1.0%
CAPITAL ZO HANZ		1	1.0%
CARTAS RWANDA		1	1.0%
COMMUNAUTE		1	1.0%
CONGREGATIO		1	1.0%
COOPERATION SUI		1	1.0%
DIOCESE CATHOLI		1	1.0%
DIOCESE NYUNDO		1	1.0%
DIOCESSE CATHOL		1	1.0%
DON		1	1.0%
EGLISE CATHOLIQ		1	1.0%
EGLISE ZION TIM		1	1.0%

# F001S: Other-Specify

Value	Label	Cases	Percentage
EGLISEE CATHOLI		1	1.0%
FRW YABATURAGE		1	1.0%
GERMANY GVT		1	1.0%
HEAD OFFICE		1	1.0%
IBIKORESHO		1	1.0%
IDINI ADEPER		1	1.0%
IMISANZU		1	1.0%
IMISANZU KRISTO		1	1.0%
IMISANZU Y'ABAN		1	1.0%
IMISANZU YABAKR		1	1.0%
IMISORO N'AMAHO		1	1.0%
IMPANO Y'UMUVAN		1	1.0%
IMPANO YA KILIZ		1	1.0%
IMPEREKEZA		1	1.0%
IMSNZU Y'ABKRST		1	1.0%
INGENGO Y'IMARI		1	1.0%
INGGO(IMRI- LETA		1	1.0%
INGGOY'IMRI(L		1	1.0%
INGUZANYO		1	1.0%
INKUNGA		3	3.0%
INKUNGA KILIZIY		1	1.0%
INKUNGA Y'UMUNT		1	1.0%
INKUNGA Y'UMUVA		1	1.0%
INKUNGA YA PEAR		1	1.0%
INKUNGA YA USAI		1	1.0%
INKUNGA/ KOWETE		1	1.0%
INKUNGA\ KIRIZIYA CATHOL		2	2.0%
KWTNGA(ABKF		1	1.0%
LETA		1	1.0%
LETA Y'UBUDAGE		1	1.0%

### # F001S: Other-Specify

Value	Label	Cases	Percentage
LETA,ABTRANI		1	1.0%
MINISANTE		1	1.0%
MU BAGIRANEZA		1	1.0%
MU BAKIRISITU		1	1.0%
MUBWOROZI		1	1.0%
MURI FEDERATION		1	1.0%
MURI KILIZIYA		1	1.0%
MURI LCF		1	1.0%
MURI LETA		1	1.0%
MURI MINISANTE		1	1.0%
NI LETA		2	2.0%
NILETA YAYATANZ		1	1.0%
OTHER CAMPANY		1	1.0%
RCA		1	1.0%
SHARES FROM PAR		1	1.0%
SUARE CAPITAL		1	1.0%
UBUHINZI		1	1.0%
USHINZWE ABACHR		1	1.0%
WARI ASSOCIATIO		1	1.0%
WORLD VISION		1	1.0%
YATANZE NABAKRI		1	1.0%
YATANZWE NA LET		1	1.0%
YATANZWE NI DIN		1	1.0%
YATNZWE NA LETA		1	1.0%
bagurishije inz		1	1.0%
mu bagiraneza		1	1.0%
umugabo yamuhay		1	1.0%

Warning: these figures indicate the number of cases found in the data file. They cannot be interpreted as summary statistics of the population of interest.

### # F002: If own saving, what was the major source?

<b>Information</b>	[Type= discrete] [Format=numeric] [Range= 1-9] [Missing=*]		
<b>Statistics [NW/ W]</b>	[Valid=413 /-] [Invalid=1183 /-]		
Value	Label	Cases	Percentage
1	Previous employment public sector	66	16.0%



<b># F002: If own saving, what was the major source?</b>			
Value	Label	Cases	Percentage
2	Previous employment in private sector	207	50.1%
3	Sale of farm products	81	19.6%
4	Sale of assets (cattle, property)	33	8.0%
5	Other (specify)	18	4.4%
9	Not specified	8	1.9%
Sysmiss		1183	
<i>Warning: these figures indicate the number of cases found in the data file. They cannot be interpreted as summary statistics of the population of interest.</i>			
<b># F002S: Other-specify</b>			
<b>Information</b>	[Type= discrete] [Format=character] [Missing=*]		
<b>Statistics [NW/ W]</b>	[Valid=14 /-] [Invalid=0 /-]		
Value	Label	Cases	Percentage
ABABYEYI		1	7.1%
AMATURO		1	7.1%
BUSINESS		1	7.1%
FECOMIRWA		1	7.1%
IMPANO		1	7.1%
INKUNGA		1	7.1%
KUGITICYE		1	7.1%
MUBUCURUZIY		1	7.1%
NTABIZI		1	7.1%
OTHER COMPANY		1	7.1%
OWNER CAPITAL		1	7.1%
TAXI VOITURE		1	7.1%
YAKOZE HANZE		1	7.1%
YAVUYEMURI BUSN		1	7.1%
<i>Warning: these figures indicate the number of cases found in the data file. They cannot be interpreted as summary statistics of the population of interest.</i>			
<b># F003: Have you ever applied for a loan from a bank or another financial institution?</b>			
<b>Information</b>	[Type= discrete] [Format=numeric] [Range= 1-99] [Missing=*]		
<b>Statistics [NW/ W]</b>	[Valid=1130 /-] [Invalid=466 /-]		
Value	Label	Cases	Percentage
1	Yes	716	63.4%
2	No	403	35.7%
9	Not specified	0	
99		11	1.0%
Sysmiss		466	
<i>Warning: these figures indicate the number of cases found in the data file. They cannot be interpreted as summary statistics of the population of interest.</i>			
<b># F004A: No need</b>			
<b>Information</b>	[Type= discrete] [Format=numeric] [Range= 1-9] [Missing=*]		
<b>Statistics [NW/ W]</b>	[Valid=403 /-] [Invalid=1193 /-]		

**# F004A: No need**

Value	Label	Cases	Percentage
1	Yes	223	55.3%
2	No	141	35.0%
9	Not specified	39	9.7%
Sysmiss		1193	

Warning: these figures indicate the number of cases found in the data file. They cannot be interpreted as summary statistics of the population of interest.

**# F004B: No guarantee**

<b>Information</b>	[Type= discrete] [Format=numeric] [Range= 1-9] [Missing=*]
<b>Statistics [NW/ W]</b>	[Valid=403 /-] [Invalid=1193 /-]

Value	Label	Cases	Percentage
1	Yes	108	26.8%
2	No	253	62.8%
9	Not specified	42	10.4%
Sysmiss		1193	

Warning: these figures indicate the number of cases found in the data file. They cannot be interpreted as summary statistics of the population of interest.

**# F004C: Long procedures**

<b>Information</b>	[Type= discrete] [Format=numeric] [Range= 1-9] [Missing=*]
<b>Statistics [NW/ W]</b>	[Valid=403 /-] [Invalid=1193 /-]

Value	Label	Cases	Percentage
1	Yes	84	20.8%
2	No	277	68.7%
9	Not specified	42	10.4%
Sysmiss		1193	

Warning: these figures indicate the number of cases found in the data file. They cannot be interpreted as summary statistics of the population of interest.

**# F004D: High interest rate**

<b>Information</b>	[Type= discrete] [Format=numeric] [Range= 1-9] [Missing=*]
<b>Statistics [NW/ W]</b>	[Valid=403 /-] [Invalid=1193 /-]

Value	Label	Cases	Percentage
1	Yes	75	18.6%
2	No	286	71.0%
9	Not specified	42	10.4%
Sysmiss		1193	

Warning: these figures indicate the number of cases found in the data file. They cannot be interpreted as summary statistics of the population of interest.

**# F004E: Lack of information**

<b>Information</b>	[Type= discrete] [Format=numeric] [Range= 1-9] [Missing=*]
<b>Statistics [NW/ W]</b>	[Valid=403 /-] [Invalid=1193 /-]

Value	Label	Cases	Percentage
1	Yes	26	6.5%
2	No	335	83.1%
9	Not specified	42	10.4%
Sysmiss		1193	

Warning: these figures indicate the number of cases found in the data file. They cannot be interpreted as summary statistics of the population of interest.

<b># F004F: Fear of risks</b>			
<b>Information</b>		[Type= discrete] [Format=numeric] [Range= 1-9] [Missing=*]	
<b>Statistics [NW/ W]</b>		[Valid=403 /-] [Invalid=1193 /-]	
<b>Value</b>	<b>Label</b>	<b>Cases</b>	<b>Percentage</b>
1	Yes	62	15.4%
2	No	299	74.2%
9	Not specified	42	10.4%
Sysmiss		1193	
<i>Warning: these figures indicate the number of cases found in the data file. They cannot be interpreted as summary statistics of the population of interest.</i>			
<b># F004G: Other(specify)</b>			
<b>Information</b>		[Type= discrete] [Format=numeric] [Range= 1-9] [Missing=*]	
<b>Statistics [NW/ W]</b>		[Valid=403 /-] [Invalid=1193 /-]	
<b>Value</b>	<b>Label</b>	<b>Cases</b>	<b>Percentage</b>
1	Yes	21	5.2%
2	No	334	82.9%
9	Not specified	48	11.9%
Sysmiss		1193	
<i>Warning: these figures indicate the number of cases found in the data file. They cannot be interpreted as summary statistics of the population of interest.</i>			
<b># F004S: Other(specify)</b>			
<b>Information</b>		[Type= discrete] [Format=character] [Missing=*]	
<b>Statistics [NW/ W]</b>		[Valid=8 /-] [Invalid=0 /-]	
<b>Value</b>	<b>Label</b>	<b>Cases</b>	<b>Percentage</b>
AMATEGEKO NTABY		1	12.5%
BONYE IYO FEDER		1	12.5%
KWANGA GUHEMUKA		1	12.5%
NIYO BAGITANGIR		1	12.5%
NTABYEMERA AMAT		1	12.5%
NTIBABYEMER		1	12.5%
NTIBEMEREWE		1	12.5%
TURIHAGIJE		1	12.5%
<i>Warning: these figures indicate the number of cases found in the data file. They cannot be interpreted as summary statistics of the population of interest.</i>			
<b># F005: Have you received a loan from a bank or another financial institution?</b>			
<b>Information</b>		[Type= discrete] [Format=numeric] [Range= 1-9] [Missing=*]	
<b>Statistics [NW/ W]</b>		[Valid=716 /-] [Invalid=880 /-]	
<b>Value</b>	<b>Label</b>	<b>Cases</b>	<b>Percentage</b>
1	Yes	682	95.3%
2	No	33	4.6%
9	Not specified	1	0.1%
Sysmiss		880	
<i>Warning: these figures indicate the number of cases found in the data file. They cannot be interpreted as summary statistics of the population of interest.</i>			

<b># F006: Poor/No business plan</b>			
<b>Information</b>	[Type= discrete] [Format=numeric] [Range= 1-9] [Missing=*]		
<b>Statistics [NW/ W]</b>	[Valid=33 /-] [Invalid=1563 /-]		
<b>Value</b>	<b>Label</b>	<b>Cases</b>	<b>Percentage</b>
1	Yes	3	9.1%
2	No	28	84.8%
9	Not specified	2	6.1%
Sysmiss		1563	
<i>Warning: these figures indicate the number of cases found in the data file. They cannot be interpreted as summary statistics of the population of interest.</i>			
<b># F006A: No guarantee/Insufficient guarantee</b>			
<b>Information</b>	[Type= discrete] [Format=numeric] [Range= 1-9] [Missing=*]		
<b>Statistics [NW/ W]</b>	[Valid=33 /-] [Invalid=1563 /-]		
<b>Value</b>	<b>Label</b>	<b>Cases</b>	<b>Percentage</b>
1	Yes	14	42.4%
2	No	17	51.5%
9	Not specified	2	6.1%
Sysmiss		1563	
<i>Warning: these figures indicate the number of cases found in the data file. They cannot be interpreted as summary statistics of the population of interest.</i>			
<b># F006B: Lack of start_up fund</b>			
<b>Information</b>	[Type= discrete] [Format=numeric] [Range= 1-9] [Missing=*]		
<b>Statistics [NW/ W]</b>	[Valid=33 /-] [Invalid=1563 /-]		
<b>Value</b>	<b>Label</b>	<b>Cases</b>	<b>Percentage</b>
1	Yes	3	9.1%
2	No	28	84.8%
9	Not specified	2	6.1%
Sysmiss		1563	
<i>Warning: these figures indicate the number of cases found in the data file. They cannot be interpreted as summary statistics of the population of interest.</i>			
<b># F006C: No feedback from the bank</b>			
<b>Information</b>	[Type= discrete] [Format=numeric] [Range= 1-9] [Missing=*]		
<b>Statistics [NW/ W]</b>	[Valid=33 /-] [Invalid=1563 /-]		
<b>Value</b>	<b>Label</b>	<b>Cases</b>	<b>Percentage</b>
1	Yes	10	30.3%
2	No	21	63.6%
9	Not specified	2	6.1%
Sysmiss		1563	
<i>Warning: these figures indicate the number of cases found in the data file. They cannot be interpreted as summary statistics of the population of interest.</i>			
<b># F006D: Other (specify)</b>			
<b>Information</b>	[Type= discrete] [Format=numeric] [Range= 1-9] [Missing=*]		
<b>Statistics [NW/ W]</b>	[Valid=33 /-] [Invalid=1563 /-]		
<b>Value</b>	<b>Label</b>	<b>Cases</b>	<b>Percentage</b>
1	Yes	3	9.1%
2	No	28	84.8%
9	Not specified	2	6.1%
Sysmiss		1563	

<b># F006D: Other (specify)</b>	
<i>Warning: these figures indicate the number of cases found in the data file. They cannot be interpreted as summary statistics of the population of interest.</i>	
<b># F010: Number of permanent employee received wage and salaries</b>	
Information	[Type= continuous] [Format=numeric] [Range= 0-4511] [Missing=*/99999999]
Statistics [NW/ W]	[Valid=1479 /-] [Invalid=117 /-] [Mean=34.617 /-] [StdDev=152.535 /-]
<b># F010D: Number of permanent employee received bonus</b>	
Information	[Type= continuous] [Format=numeric] [Range= 0-1477] [Missing=*/99999999]
Statistics [NW/ W]	[Valid=1479 /-] [Invalid=117 /-] [Mean=8.93 /-] [StdDev=49.868 /-]
<b># F010G: Number of permanent employee received allowances</b>	
Information	[Type= continuous] [Format=numeric] [Range= 0-732] [Missing=*/99999999]
Statistics [NW/ W]	[Valid=1479 /-] [Invalid=117 /-] [Mean=9.889 /-] [StdDev=41.459 /-]
<b># F01B: Number of permanent employee received social security contribution</b>	
Information	[Type= continuous] [Format=numeric] [Range= 0-4511] [Missing=*/99999999]
Statistics [NW/ W]	[Valid=1479 /-] [Invalid=117 /-] [Mean=31.051 /-] [StdDev=152.922 /-]
<b># F010N: Number of permanent received training</b>	
Information	[Type= continuous] [Format=numeric] [Range= 0-752] [Missing=*/99999999]
Statistics [NW/ W]	[Valid=1479 /-] [Invalid=117 /-] [Mean=3.644 /-] [StdDev=30.733 /-]
<b># F010Q: Number of permanent employees received other benefit</b>	
Information	[Type= continuous] [Format=numeric] [Range= 0-895] [Missing=*/99999999]
Statistics [NW/ W]	[Valid=1479 /-] [Invalid=117 /-] [Mean=4.88 /-] [StdDev=33.157 /-]
<b># F010A: Wage and salaries paid to permanents</b>	
Information	[Type= continuous] [Format=numeric] [Range= 0-2725083102] [Missing=*/999999999999]
Statistics [NW/ W]	[Valid=1469 /-] [Invalid=127 /-] [Mean=9907859.801 /-] [StdDev=84706837.113 /-]
<b># F010E: Bonus paid to permanent</b>	
Information	[Type= continuous] [Format=numeric] [Range= 0-240000000] [Missing=*/999999999999]
Statistics [NW/ W]	[Valid=1419 /-] [Invalid=177 /-] [Mean=771421.237 /-] [StdDev=7525282.893 /-]
<b># F010H: Allowances paid to permanent</b>	
Information	[Type= continuous] [Format=numeric] [Range= 0-352705253] [Missing=*/999999999999]
Statistics [NW/ W]	[Valid=1419 /-] [Invalid=177 /-] [Mean=840694.938 /-] [StdDev=10984585.141 /-]
<b># F010K: Social security contribution paid to permanent</b>	
Information	[Type= continuous] [Format=numeric] [Range= 0-537491895] [Missing=*/999999999999]
Statistics [NW/ W]	[Valid=1450 /-] [Invalid=146 /-] [Mean=1460865.129 /-] [StdDev=20084579.257 /-]
<b># F010O: Amount paid for training to Permanent</b>	
Information	[Type= continuous] [Format=numeric] [Range= 0-100000000] [Missing=*/999999999999]
Statistics [NW/ W]	[Valid=1397 /-] [Invalid=199 /-] [Mean=199821.691 /-] [StdDev=3048236.126 /-]
<b># F010R: Amount for other benefit paid to permanent employees</b>	
Information	[Type= continuous] [Format=numeric] [Range= 0-55556680] [Missing=*/999999999999]
Statistics [NW/ W]	[Valid=1410 /-] [Invalid=186 /-] [Mean=143791.765 /-] [StdDev=1746705.382 /-]
<b># TOT_EX: Total expenditure to permanent</b>	
Information	[Type= continuous] [Format=numeric] [Range= 0-2752098325] [Missing=*]

<b># TOT_EX: Total expenditure to permanent</b>			
Statistics [NW/ W]	[Valid=1475 -/] [Invalid=121 -/] [Mean=13181281.78 -/] [StdDev=93959545.234 -/]		
<b># F010B: Number of temporally employee received wage and salary</b>			
Information	[Type= continuous] [Format=numeric] [Range= 0-1146] [Missing=*/99999999]		
Statistics [NW/ W]	[Valid=1532 -/] [Invalid=64 -/] [Mean=5.554 -/] [StdDev=43.616 -/]		
<b># F01A: Number of temporally employee received bonuses</b>			
Information	[Type= continuous] [Format=numeric] [Range= 0-1146] [Missing=*/99999999]		
Statistics [NW/ W]	[Valid=1529 -/] [Invalid=67 -/] [Mean=1.036 -/] [StdDev=29.743 -/]		
<b># F010I: Number of temporally received allowances</b>			
Information	[Type= continuous] [Format=numeric] [Range= 0-1146] [Missing=*/99999999]		
Statistics [NW/ W]	[Valid=1528 -/] [Invalid=68 -/] [Mean=1.315 -/] [StdDev=30.054 -/]		
<b># F010L: Number of temporally employee received social security contribution</b>			
Information	[Type= continuous] [Format=numeric] [Range= 0-1146] [Missing=*/99999999]		
Statistics [NW/ W]	[Valid=1529 -/] [Invalid=67 -/] [Mean=2.198 -/] [StdDev=33.698 -/]		
<b># F01C: Number of temporally employee received training</b>			
Information	[Type= discrete] [Format=numeric] [Range= 0-0] [Missing=*/99999999]		
Statistics [NW/ W]	[Valid=1527 -/] [Invalid=69 -/]		
<b>Value</b>	<b>Label</b>	<b>Cases</b>	<b>Percentage</b>
0		1527	100.0%
99999999		69	
<i>Warning: these figures indicate the number of cases found in the data file. They cannot be interpreted as summary statistics of the population of interest.</i>			
<b># F010S: Number of temporally received other benefit</b>			
Information	[Type= continuous] [Format=numeric] [Range= 0-1146] [Missing=*/99999999]		
Statistics [NW/ W]	[Valid=1525 -/] [Invalid=71 -/] [Mean=1.077 -/] [StdDev=29.643 -/]		
<b># F010C: Wage and salary paid to temporally</b>			
Information	[Type= continuous] [Format=numeric] [Range= 0-51000000] [Missing=*/999999999999]		
Statistics [NW/ W]	[Valid=1526 -/] [Invalid=70 -/] [Mean=407859.68 -/] [StdDev=2941516.536 -/]		
<b># F010F: Bonuses paid to temporally</b>			
Information	[Type= continuous] [Format=numeric] [Range= 0-12040000] [Missing=*/999999999999]		
Statistics [NW/ W]	[Valid=1516 -/] [Invalid=80 -/] [Mean=10997.897 -/] [StdDev=313084.93 -/]		
<b># F010J: Allowances paid to temporally</b>			
Information	[Type= continuous] [Format=numeric] [Range= 0-16572640] [Missing=*/999999999999]		
Statistics [NW/ W]	[Valid=1513 -/] [Invalid=83 -/] [Mean=29598.143 -/] [StdDev=551545.884 -/]		
<b># F010M: Social security contribution paid to temporally</b>			
Information	[Type= continuous] [Format=numeric] [Range= 0-14977444] [Missing=*/999999999999]		
Statistics [NW/ W]	[Valid=1528 -/] [Invalid=68 -/] [Mean=25287.876 -/] [StdDev=460277.045 -/]		
<b># F010P: Amount paid for training to temporally employee</b>			
Information	[Type= continuous] [Format=numeric] [Range= 0-0] [Missing=*/999999999999]		
Statistics [NW/ W]	[Valid=1527 -/] [Invalid=69 -/] [Mean=0 -/] [StdDev=0 -/]		

<b># F010T: Amount for other benefits paid to temporally</b>			
<b>Information</b>	[Type= continuous] [Format=numeric] [Range= 0-281518] [Missing=*/999999999999]		
<b>Statistics [NW/ W]</b>	[Valid=1511 /-] [Invalid=85 /-] [Mean=912.114 /-] [StdDev=12753.628 /-]		
<b># TOT_EX_T: Total expenditure for temporally</b>			
<b>Information</b>	[Type= continuous] [Format=numeric] [Range= 0-51659629] [Missing=*]		
<b>Statistics [NW/ W]</b>	[Valid=1534 /-] [Invalid=62 /-] [Mean=471881.847 /-] [StdDev=3416180.356 /-]		
<b># F20: Can any of your product (good or service) be exported to EAC or Word market?</b>			
<b>Information</b>	[Type= discrete] [Format=numeric] [Range= 1-99] [Missing=*]		
<b>Statistics [NW/ W]</b>	[Valid=1596 /-] [Invalid=0 /-]		
Value	Label	Cases	Percentage
1	Yes	241	15.1%
2	No	1319	82.6%
99	Not specified	36	2.3%
<i>Warning: these figures indicate the number of cases found in the data file. They cannot be interpreted as summary statistics of the population of interest.</i>			
<b># Exp_11: Exportation in 2011</b>			
<b>Information</b>	[Type= discrete] [Format=numeric] [Range= 1-9] [Missing=*]		
<b>Statistics [NW/ W]</b>	[Valid=241 /-] [Invalid=1355 /-]		
Value	Label	Cases	Percentage
1	Yes	143	59.3%
2	No	96	39.8%
9	Not stated	2	0.8%
Sysmiss		1355	
<i>Warning: these figures indicate the number of cases found in the data file. They cannot be interpreted as summary statistics of the population of interest.</i>			
<b># F030: YES to EAC market</b>			
<b>Information</b>	[Type= discrete] [Format=numeric] [Range= 1-99] [Missing=*]		
<b>Statistics [NW/ W]</b>	[Valid=241 /-] [Invalid=1355 /-]		
Value	Label	Cases	Percentage
1	Yes	119	49.4%
2	No	121	50.2%
99	Not specified	1	0.4%
Sysmiss		1355	
<i>Warning: these figures indicate the number of cases found in the data file. They cannot be interpreted as summary statistics of the population of interest.</i>			
<b># F030A: YES to Other African market</b>			
<b>Information</b>	[Type= discrete] [Format=numeric] [Range= 1-99] [Missing=*]		
<b>Statistics [NW/ W]</b>	[Valid=241 /-] [Invalid=1355 /-]		
Value	Label	Cases	Percentage
1	Yes	75	31.1%
2	No	157	65.1%
99	Not specified	9	3.7%
Sysmiss		1355	
<i>Warning: these figures indicate the number of cases found in the data file. They cannot be interpreted as summary statistics of the population of interest.</i>			

<b># F030B: YES, out side of Africa</b>			
<b>Information</b>	[Type= discrete] [Format=numeric] [Range= 1-99] [Missing=*]		
<b>Statistics [NW/ W]</b>	[Valid=241 /-] [Invalid=1355 /-]		
<b>Value</b>	<b>Label</b>	<b>Cases</b>	<b>Percentage</b>
1	Yes	64	26.6%
2	No	166	68.9%
99	Not specified	11	4.6%
Sysmiss		1355	
<i>Warning: these figures indicate the number of cases found in the data file. They cannot be interpreted as summary statistics of the population of interest.</i>			
<b># Exp_bef11: Exportation before 2011</b>			
<b>Information</b>	[Type= discrete] [Format=numeric] [Range= 1-9] [Missing=*]		
<b>Statistics [NW/ W]</b>	[Valid=241 /-] [Invalid=1355 /-]		
<b>Value</b>	<b>Label</b>	<b>Cases</b>	<b>Percentage</b>
1	Yes	136	56.4%
2	No	104	43.2%
9	Not stated	1	0.4%
Sysmiss		1355	
<i>Warning: these figures indicate the number of cases found in the data file. They cannot be interpreted as summary statistics of the population of interest.</i>			
<b># F040: YES to EAC market</b>			
<b>Information</b>	[Type= discrete] [Format=numeric] [Range= 1-99] [Missing=*]		
<b>Statistics [NW/ W]</b>	[Valid=241 /-] [Invalid=1355 /-]		
<b>Value</b>	<b>Label</b>	<b>Cases</b>	<b>Percentage</b>
1	Yes	106	44.0%
2	No	133	55.2%
99	Not specified	2	0.8%
Sysmiss		1355	
<i>Warning: these figures indicate the number of cases found in the data file. They cannot be interpreted as summary statistics of the population of interest.</i>			
<b># F040A: YES to Other African market</b>			
<b>Information</b>	[Type= discrete] [Format=numeric] [Range= 1-99] [Missing=*]		
<b>Statistics [NW/ W]</b>	[Valid=241 /-] [Invalid=1355 /-]		
<b>Value</b>	<b>Label</b>	<b>Cases</b>	<b>Percentage</b>
1	Yes	79	32.8%
2	No	158	65.6%
99	Not specified	4	1.7%
Sysmiss		1355	
<i>Warning: these figures indicate the number of cases found in the data file. They cannot be interpreted as summary statistics of the population of interest.</i>			
<b># F040B: YES, out side of Africa</b>			
<b>Information</b>	[Type= discrete] [Format=numeric] [Range= 1-99] [Missing=*]		
<b>Statistics [NW/ W]</b>	[Valid=241 /-] [Invalid=1355 /-]		
<b>Value</b>	<b>Label</b>	<b>Cases</b>	<b>Percentage</b>
1	Yes	65	27.0%
2	No	171	71.0%
99	Not specified	5	2.1%
Sysmiss		1355	



<b># F040B: YES, out side of Africa</b>			
<i>Warning: these figures indicate the number of cases found in the data file. They cannot be interpreted as summary statistics of the population of interest.</i>			
<b># Exp_future: Exportation in the future</b>			
<b>Information</b>	[Type= discrete] [Format=numeric] [Range= 1-9] [Missing=*]		
<b>Statistics [NW/ W]</b>	[Valid=241 /-] [Invalid=1355 /-]		
<b>Value</b>	<b>Label</b>	<b>Cases</b>	<b>Percentage</b>
1	Yes	208	86.3%
2	No	30	12.4%
9	Not stated	3	1.2%
Sysmiss		1355	
<i>Warning: these figures indicate the number of cases found in the data file. They cannot be interpreted as summary statistics of the population of interest.</i>			
<b># F050A: YES to EAC market</b>			
<b>Information</b>	[Type= discrete] [Format=numeric] [Range= 1-99] [Missing=*]		
<b>Statistics [NW/ W]</b>	[Valid=241 /-] [Invalid=1355 /-]		
<b>Value</b>	<b>Label</b>	<b>Cases</b>	<b>Percentage</b>
1	Yes	189	78.4%
2	No	49	20.3%
99	Not specified	3	1.2%
Sysmiss		1355	
<i>Warning: these figures indicate the number of cases found in the data file. They cannot be interpreted as summary statistics of the population of interest.</i>			
<b># F050B: YES to Other African market</b>			
<b>Information</b>	[Type= discrete] [Format=numeric] [Range= 1-99] [Missing=*]		
<b>Statistics [NW/ W]</b>	[Valid=241 /-] [Invalid=1355 /-]		
<b>Value</b>	<b>Label</b>	<b>Cases</b>	<b>Percentage</b>
1	Yes	145	60.2%
2	No	91	37.8%
99	Not specified	5	2.1%
Sysmiss		1355	
<i>Warning: these figures indicate the number of cases found in the data file. They cannot be interpreted as summary statistics of the population of interest.</i>			
<b># F050C: YES, out side of Africa</b>			
<b>Information</b>	[Type= discrete] [Format=numeric] [Range= 1-99] [Missing=*]		
<b>Statistics [NW/ W]</b>	[Valid=241 /-] [Invalid=1355 /-]		
<b>Value</b>	<b>Label</b>	<b>Cases</b>	<b>Percentage</b>
1	Yes	108	44.8%
2	No	128	53.1%
99	Not specified	5	2.1%
Sysmiss		1355	
<i>Warning: these figures indicate the number of cases found in the data file. They cannot be interpreted as summary statistics of the population of interest.</i>			
<b># F060: What are the major sources of funding for this institution?</b>			
<b>Information</b>	[Type= discrete] [Format=numeric] [Range= 1-99] [Missing=*]		
<b>Statistics [NW/ W]</b>	[Valid=1596 /-] [Invalid=0 /-]		
<b>Value</b>	<b>Label</b>	<b>Cases</b>	<b>Percentage</b>
1	Government/National budget	247	15.5%
2	(International.)Donors	79	4.9%

**# F060: What are the major sources of funding for this institution?**

Value	Label	Cases	Percentage
3	Shareholders	39	2.4%
4	Financial Institutions	26	1.6%
5	Faith-based organizations/charities	35	2.2%
6	Payments by beneficiaries	185	11.6%
7	Selling of output / services	848	53.1%
8	Membership contribution fees	55	3.4%
9	Others (specify)	38	2.4%
99		44	2.8%

Warning: these figures indicate the number of cases found in the data file. They cannot be interpreted as summary statistics of the population of interest.

**# F060S: Other-Specify**

<b>Information</b>	[Type= discrete] [Format=character] [Missing=*]
<b>Statistics [NW/ W]</b>	[Valid=44 /-] [Invalid=0 /-]

Value	Label	Cases	Percentage
.		1	2.3%
0		2	4.5%
ABAFATANYAI		1	2.3%
ABAGIRANEZA		1	2.3%
AHAMAGAIRW AMATUNGO		1	2.3%
AMADINI		1	2.3%
AMATUERO Y'ABAKRISTO		1	2.3%
AMATURO		11	25.0%
AMATURO Y'ABAKRISTO		2	4.5%
AMATURO Y'BAKRISTO		1	2.3%
AMATURO +ICYACUMI		1	2.3%
AVA MU BA KRISTO		1	2.3%
BITERWA NA PROJET		1	2.3%
BRKORERA,BAI		1	2.3%
COMMUNAUTE YA BAKRIS		1	2.3%
CONGREGATIO DES SOE		1	2.3%
CREDIT		1	2.3%
DIOCESE		1	2.3%
EGLISE ZION TEMPLE		1	2.3%
GERMANY BUDGET		1	2.3%
GUCURUZA UBUCONCHO		1	2.3%
GUTANGA INGUZANYO		1	2.3%

<b># F060S: Other-Specify</b>			
<b>Value</b>	<b>Label</b>	<b>Cases</b>	<b>Percentage</b>
IBYACUMI N'AMATURO		1	2.3%
ICYACUMI AMATURO		1	2.3%
IMFASHANYO ZABAGIRAN		1	2.3%
IMISANZU Y'ABAKRISTO		1	2.3%
INYUNGU ZIVA KUNGUZA		1	2.3%
LCF, WORLD VISION...		1	2.3%
MU MATURO		1	2.3%
PARENT COMPANY		1	2.3%
SOUDURE		1	2.3%
UBWIZIGAME BW'ABANYA		1	2.3%
<i>Warning: these figures indicate the number of cases found in the data file. They cannot be interpreted as summary statistics of the population of interest.</i>			
<b># G010: 1st Low skilled</b>			
<b>Information</b>	[Type= discrete] [Format=numeric] [Range= 1-99] [Missing=*]		
<b>Statistics [NW/ W]</b>	[Valid=1596 /-] [Invalid=0 /-]		
<b>Value</b>	<b>Label</b>	<b>Cases</b>	<b>Percentage</b>
1	Media advertisements	289	18.1%
2	Own webpage/ Internet	7	0.4%
3	LMIS/Registration systems	2	0.1%
4	Job agents / bureaus	17	1.1%
5	Friends/relatives	919	57.6%
6	Training institution	20	1.3%
7	Other(specify)	278	17.4%
99	Not specified	64	4.0%
<i>Warning: these figures indicate the number of cases found in the data file. They cannot be interpreted as summary statistics of the population of interest.</i>			
<b># G010B: 2nd Low skilled</b>			
<b>Information</b>	[Type= discrete] [Format=numeric] [Range= 1-7] [Missing=*]		
<b>Statistics [NW/ W]</b>	[Valid=235 /-] [Invalid=1361 /-]		
<b>Value</b>	<b>Label</b>	<b>Cases</b>	<b>Percentage</b>
1	Media advertisements	18	7.7%
2	Own webpage/ Internet	41	17.4%
3	LMIS/Registration systems	0	
4	Job agents / bureaus	13	5.5%
5	Friends/relatives	72	30.6%
6	Training institution	26	11.1%
7	Other(specify)	65	27.7%
Sysmiss		1361	
<i>Warning: these figures indicate the number of cases found in the data file. They cannot be interpreted as summary statistics of the population of interest.</i>			

**# G010D: 3rd Low skilled****Information** [Type= discrete] [Format=numeric] [Range= 1-7] [Missing=\*]**Statistics [NW/ W]** [Valid=31 /-] [Invalid=1565 /-]

Value	Label	Cases	Percentage
1	Media advertisements	4	12.9%
2	Own webpage/ Internet	4	12.9%
3	LMIS/Registration systems	2	6.5%
4	Job agents / bureaus	2	6.5%
5	Friends/relatives	8	25.8%
6	Training institution	2	6.5%
7	Other(specify)	9	29.0%
Sysmiss		1565	

*Warning: these figures indicate the number of cases found in the data file. They cannot be interpreted as summary statistics of the population of interest.***# G010A: 1st High and middle skilled****Information** [Type= discrete] [Format=numeric] [Range= 1-99] [Missing=\*]**Statistics [NW/ W]** [Valid=1596 /-] [Invalid=0 /-]

Value	Label	Cases	Percentage
1	Media advertisements	567	35.5%
2	Own webpage/ Internet	19	1.2%
3	LMIS/Registration systems	2	0.1%
4	Job agents / bureaus	18	1.1%
5	Friends/relatives	478	29.9%
6	Training institution	20	1.3%
7	Other(specify)	359	22.5%
99	Not specified	133	8.3%

*Warning: these figures indicate the number of cases found in the data file. They cannot be interpreted as summary statistics of the population of interest.***# G010C: 2nd High and middle skilled****Information** [Type= discrete] [Format=numeric] [Range= 1-7] [Missing=\*]**Statistics [NW/ W]** [Valid=287 /-] [Invalid=1309 /-]

Value	Label	Cases	Percentage
1	Media advertisements	35	12.2%
2	Own webpage/ Internet	109	38.0%
3	LMIS/Registration systems	2	0.7%
4	Job agents / bureaus	23	8.0%
5	Friends/relatives	47	16.4%
6	Training institution	18	6.3%
7	Other(specify)	53	18.5%
Sysmiss		1309	

*Warning: these figures indicate the number of cases found in the data file. They cannot be interpreted as summary statistics of the population of interest.***# G010E: 3 rd High and middle skilled****Information** [Type= discrete] [Format=numeric] [Range= 1-7] [Missing=\*]**Statistics [NW/ W]** [Valid=52 /-] [Invalid=1544 /-]

Value	Label	Cases	Percentage
1	Media advertisements	4	7.7%

### # G010E: 3 rd High and middle skilled

Value	Label	Cases	Percentage
2	Own webpage/ Internet	4	7.7%
3	LMIS/Registration systems	10	19.2%
4	Job agents / bureaus	6	11.5%
5	Friends/relatives	8	15.4%
6	Training institution	8	15.4%
7	Other(specify)	12	23.1%
Sysmiss		1544	

Warning: these figures indicate the number of cases found in the data file. They cannot be interpreted as summary statistics of the population of interest.

### # G010S: Other (specify)

<b>Information</b>	[Type= discrete] [Format=character] [Missing=*]
<b>Statistics [NW/ W]</b>	[Valid=521 /-] [Invalid=0 /-]

Value	Label	Cases	Percentage
A2NOHAJURUN		1	0.2%
ABAFITE EXPERIENCE		1	0.2%
ABAGENZI BABO ABIZAZ		1	0.2%
ABAKORERABU		1	0.2%
ABAKOZI BASA AKAZI		1	0.2%
ABANTU BABISABYE		1	0.2%
ABAYOBOKE BAFITE UBU		1	0.2%
ABIZANA NKABAHA AKAZ		1	0.2%
AFFICHAGE		3	0.6%
AFFICHAGE KU KIGO		1	0.2%
AFFICHAGE KU MURYANG		1	0.2%
AFFICHAGE KURI DISTR		1	0.2%
AFFICHE KURI PAROISS		1	0.2%
AHAHURIRA ABANTU BEN		1	0.2%
AHO BAHEMABA MAKE		1	0.2%
AJYA CENTRE DE SANTE		1	0.2%
AKARERE		3	0.6%
AKARERE NIKO KABIKOR		1	0.2%
AKAZI MURI DEPOT		1	0.2%

**# G010S: Other (specify)**

Value	Label	Cases	Percentage
AKORESHA ABIMENYEREJ		1	0.2%
AMATANGAZO		5	1.0%
AMATANGAZO HOSE		1	0.2%
AMATANGAZO KU EGLISE		1	0.2%
AMATANGAZO KU MASHUR		1	0.2%
AMATANGAZO KUKARERE		1	0.2%
AMATANGAZO KUMUDUGUD		1	0.2%
AMATANGAZO KUR'EGLIS		1	0.2%
AMATANGAZO KURUSENGE		1	0.2%
AMATANGAZO MU KIGO		1	0.2%
AMATANGAZO MU NSENGE		1	0.2%
AMATANGAZO MU RUSENG		2	0.4%
AMATANGAZO MUMURENGE		1	0.2%
AMATANGAZO MUNSENGER		2	0.4%
AMATANGAZO MW ITORER		1	0.2%
AMATANGAZO RUSANGE		1	0.2%
AMATANGAZO YANDITSE		2	0.4%
AMATORA		8	1.5%
AMATORA,NTA BAGIRA		1	0.2%
AMTANGZO KU KAGALI		1	0.2%
AMTNGZO KURI EGLISES		1	0.2%
AMTNGZO MU RUSENGERO		1	0.2%
APPEL D'OFFRE VERBAL		1	0.2%
APPLICATION RECEIVED		1	0.2%
ASHYIRWAHO N'ABAKURU		1	0.2%
ATORANYWA N'ITORERO		1	0.2%
AU NIVEAU LOCAL		1	0.2%

# G010S: Other (specify)

Value	Label	Cases	Percentage
BABAHABWA NA MINISAN		1	0.2%
BABAHABWA NA MNSANTE		1	0.2%
BABAKURA AHO BAKORAG		1	0.2%
BAFATA ABARANGIJE BI		1	0.2%
BAFATA ABASEMINAIRE		1	0.2%
BAKORESHA ABAKRISTO		1	0.2%
BAKORESHA ABANYAMURY		1	0.2%
BAKORESHA AMATORA		1	0.2%
BAKURWA MU BA KRISTO		1	0.2%
BAMANIKA AMATANGAZO		4	0.8%
BAMUHABWA NA RRA		1	0.2%
BARABISHAKIF		1	0.2%
BARACORWA		1	0.2%
BARANDIKA BASABA AKA		1	0.2%
BARATORANYA MU BANYA		1	0.2%
BARATORANYA		1	0.2%
BARATORWA		2	0.4%
BAREBA UMUHAMAGAF		1	0.2%
BARISABIRA		4	0.8%
BARISABIRA NKABAKORE		1	0.2%
BARIZANA		1	0.2%
BASHAKIRA MWITORERO		1	0.2%
BASHAKISHA MU ZINDI		1	0.2%
BASHIRWAHO NA ADEPR		1	0.2%
BATANGA AMASOKO\		1	0.2%
BATORANYA MUBAKRISTO		1	0.2%
BATORWA N'ABAKRISTU		1	0.2%
BATORWA NA EGLISE		1	0.2%

**# G010S: Other (specify)**

Value	Label	Cases	Percentage
BATORWA NA PAROISSE		1	0.2%
BATURUKA KURI C.SANT		1	0.2%
BAVA MWITORERO		1	0.2%
BAZA KUBAZA		1	0.2%
BAZA KUKISABIRA HANO		1	0.2%
BAZA KUKISHAKIRA		1	0.2%
BAZA KWIBARIZA AKAZI		1	0.2%
BAZAGUSABA		1	0.2%
BIKORWA NA MUSENYERI		1	0.2%
BIMENYESHA AKARERE		1	0.2%
BINYURA MURI CARITAS		1	0.2%
BINYUZE MURI EGLISE		1	0.2%
BITANGIZWA MU ITORER		1	0.2%
BOHEREZWA ABKOZI		1	0.2%
BOHEREZWA NA EPR		2	0.4%
BOHEREZWA NA LETA		1	0.2%
COMITE DE SANTE		1	0.2%
COMMISSION IBAGENZUR		1	0.2%
COMMITE IKORESHA EXA		1	0.2%
COMMUNAUTE DE SANTE		1	0.2%
COOPERATIVE IBATANGA		1	0.2%
DIOCESE		1	0.2%
DIOCESE NIYO IKORA E		1	0.2%
DUFATA MUBA STAGIAIR		1	0.2%
EGLISE		1	0.2%
FROM PEOPLE THEY HAV		1	0.2%



**# G010S: Other (specify)**

Value	Label	Cases	Percentage
GOTORWA N'ABANTU		1	0.2%
GSHKA MU BNYAMURYNG		1	0.2%
GSHYRHO ABAGAMAGAW		1	0.2%
GUBASABA UMURENGE		1	0.2%
GUCA KUNKERAGUT/		1	0.2%
GUCISHA FRW MUR PARU		1	0.2%
GUFASHA ABATISHOBOY		1	0.2%
GUFATA MU BIMENYEREZ		1	0.2%
GUSHAKA ABUBURAMBE		1	0.2%
GUSHAKA UBIMENYEREY		1	0.2%
GUSHAKA UMENYEREYE		4	0.8%
GUSHAKISHA UMUNYEREY		1	0.2%
GUSHIRWA MUMWANYA		1	0.2%
GUSHYIRA ITANGAZO KU		1	0.2%
GUSHYIRWA MU MWANYA		2	0.4%
GUSHYIRWA MU MYANYA		1	0.2%
GUSHYIRWA MU MYAYA		1	0.2%
GUTANGA ITANGAZO		6	1.2%
GUTORA		1	0.2%
GUTORA MU BAKRISTU		1	0.2%
GUTORANWA MUBAKRISTU		1	0.2%
GUTORANYA UWIZANA		1	0.2%
GUTORANYWA		1	0.2%
GUTORWA,NTII		1	0.2%
GUTUMA ABAKOZI		1	0.2%
HARI UBAMUSHAKIF		1	0.2%
HATANGWA EXAMEN		1	0.2%
HEAD HANTING		1	0.2%

**# G010S: Other (specify)**

Value	Label	Cases	Percentage
HUNTING IN OTHER HOL		1	0.2%
IDINI RIDUHA ABAKOZI		1	0.2%
IDUKA		1	0.2%
INAMA NKURU YA ADPR		1	0.2%
ITANGAZO		1	0.2%
ITANGAZO AHAGERA BEN		1	0.2%
ITANGAZO K'URUSENGER		1	0.2%
ITANGAZO KU KARERE		1	0.2%
ITANGAZO KUMAHANGAR		1	0.2%
ITANGAZO KUMURENGE		3	0.6%
ITANGAZO KURI PAROIS		1	0.2%
ITANGAZO KURI RADIO		1	0.2%
ITANGAZO KURUSENGER		1	0.2%
ITANGAZO KWITORERO		1	0.2%
ITANGAZO MU KILIZIYA		1	0.2%
ITANGAZO MU MATORERO		1	0.2%
ITANGAZO MU MIRENGE		1	0.2%
ITANGAZO MU RUSENGER		3	0.6%
ITANGAZO MURI EGLISE		2	0.4%
ITANGAZO MURI KIRIZI		1	0.2%
ITANGAZO MURI MOSQUE		1	0.2%
ITANGAZO MURUSENGER		2	0.4%
ITANGAZO RYAKAZI		1	0.2%
ITNGZO KURI C.SANTE		1	0.2%
ITNGZO KURI RESTO		1	0.2%

# G010S: Other (specify)

Value	Label	Cases	Percentage
IYO BAMENYA KO HARIM		1	0.2%
KIIZIYA KU MURENGE		1	0.2%
KOMISIYO Y'ABAKOZI		1	0.2%
KOMITE DE SANTE		1	0.2%
KOMITE NIYOYANGAJA		1	0.2%
KOMITI Y'UBUZIMA		1	0.2%
KU KARERE		1	0.2%
KU TUGARI,MUNSE		1	0.2%
KUBA ARI ABAKRIST BA		1	0.2%
KUBASHAKA MU BACHRIS		1	0.2%
KUBATORA MU BAKRISTU		1	0.2%
KUBAZA ABANDI BAGANG		1	0.2%
KUBIBA AHO BAKORA		1	0.2%
KUBIMENYESH ABANYAM		1	0.2%
KUBIMENYESH AKARERE		1	0.2%
KUBINYUZA MURUSENGER		1	0.2%
KUBINYUZA MWITORERO		1	0.2%
KUBWIRA UMURENGE		1	0.2%
KUGENDERA KUMABYIRIZ		1	0.2%
KUJYA MURI KAMINUZA		1	0.2%
KUMANIKA AMATANGAZO		14	2.7%
KUMANIKA ITANGAZO		3	0.6%
KUMENYERA AKAZI		1	0.2%
KUNYURA KU MURENGE		1	0.2%
KURANGISHA MU KIRIZI		1	0.2%
KUREBA UBISHOBOYE		1	0.2%

**# G010S: Other (specify)**

Value	Label	Cases	Percentage
KUREBA UMUHAMAGAF		1	0.2%
KURI RADIO MU EGLISE		1	0.2%
KUVUGA UBUTUMWS		1	0.2%
KW'AFISHA AHAGENDWA		1	0.2%
KWANDIKA ITANGAZO		1	0.2%
KWIFASHISHA ITORERO		1	0.2%
KWIFASHISHA UNIVERSI		1	0.2%
KWITA KU MUHAMAGARC		1	0.2%
KWIZANA		1	0.2%
LOCAL ADVERTISEMEN		1	0.2%
MBAVANA MUBO NIGISHI		1	0.2%
MINISANTE		1	0.2%
MINISANTE IRABAZANA		1	0.2%
MINISANTE YOHEREZA		1	0.2%
MU ITORERO		1	0.2%
MU NSENGERO		1	0.2%
MUMA EGLISES		1	0.2%
MUNAMA YA PAROISSE		1	0.2%
MUNSI YA A2		1	0.2%
MURI EGLISE		2	0.4%
N'UMUHAMAG,		1	0.2%
NI UMUHAMAGAF AFITE		1	0.2%
NO NEEDS		1	0.2%
NOT APPLICABLE		1	0.2%
NTA BAKENEWE		2	0.4%
NTA BAKORESHWA		1	0.2%
NTA BO TUGIRA		1	0.2%
NTA BUNDI BURYO		1	0.2%
NTABAFITE UBUMENYI		1	0.2%

# G010S: Other (specify)

Value	Label	Cases	Percentage
NTABAHARI		1	0.2%
NTABAKENERV		1	0.2%
NTABAKORESE		1	0.2%
NTABAKORESE		2	0.4%
NTABASHYA BASHAKA		1	0.2%
NTABEO BABAKORESHA		1	0.2%
NTABO		4	0.8%
NTABO AFITE		2	0.4%
NTABO AJYA AKORESHA		1	0.2%
NTABO AKORESHA		8	1.5%
NTABO ARAKORESHA		1	0.2%
NTABO ASHAKA		1	0.2%
NTABO BAFITE		5	1.0%
NTABO BAGIRA		3	0.6%
NTABO BAJYA BASHAKA		1	0.2%
NTABO BAKENERA		4	0.8%
NTABO BAKENEYE		2	0.4%
NTABO BAKORESHA		20	3.8%
NTABO BAKORESHEJE		3	0.6%
NTABO BASHAKA		4	0.8%
NTABO BUBARESHA		1	0.2%
NTABO DUFITE		2	0.4%
NTABO DUKENERA		6	1.2%
NTABO DUKORESHA		26	5.0%
NTABO DUKORESHA\		1	0.2%
NTABO DUSHAKA		2	0.4%
NTABO GIKORESHA		1	0.2%
NTABO NDASHAKA		1	0.2%
NTABO NKENERA		1	0.2%

# G010S: Other (specify)

Value	Label	Cases	Percentage
NTABO NKORESHA		1	0.2%
NTABO TUJYA DUSHAKA		2	0.4%
NTABO TURAKENERA		1	0.2%
NTABO TURAKORESHA		7	1.3%
NTABO TURASHAKA		1	0.2%
NTABO TWARI TWASHAKA		1	0.2%
NTABO TWASHATSE		1	0.2%
NTABO YAKORESHEJE		1	0.2%
NTABOBAKORI		1	0.2%
NTABOBASHAK		1	0.2%
NTABODUKORI		1	0.2%
NTABONKENERE		1	0.2%
NTABOP BASHAKA		1	0.2%
NTABWO		1	0.2%
NTABWO BAJYA BAKENER		1	0.2%
NTABWO BAKORESHA		1	0.2%
NTABWO BASHAKA		1	0.2%
NTABWO TUJYA DUKORES		1	0.2%
NTABWOTUJYA/ DUKOTERA		1	0.2%
NTACYO ABIZIHO		1	0.2%
NTAHO DUKORERA		1	0.2%
NTAKENERWA		1	0.2%
NTAWE ARAKORESHA		1	0.2%
NTI BAKORESHA		1	0.2%
NTIBA KENERWA		1	0.2%
NTIBABAKORE		2	0.4%
NTIBABASHAK		1	0.2%
NTIBAKENERW		8	1.5%
NTIBAKENEWE		4	0.8%
NTIBAKERERW		2	0.4%

**# G010S: Other (specify)**

Value	Label	Cases	Percentage
NTIBAKEREWE		1	0.2%
NTIBAKORESH		1	0.2%
NTIBAKORESHI		1	0.2%
NTIBAKORESH'		21	4.0%
NTIBARABAKO		1	0.2%
NTIBASHAKA ABAKOZI		1	0.2%
NTIBIJYANYE		5	1.0%
NTIBKENERWA		1	0.2%
NTIKAKORESH'		1	0.2%
NTIKIRAKENER'		1	0.2%
NTIRAKORESH'		1	0.2%
NTITUBAKENEI		5	1.0%
NTITUBAKORE:		7	1.3%
NTITUBIKORES		1	0.2%
NTITUJYA TUBAKENERA		1	0.2%
NTITUJYA TUBAKORESHA		1	0.2%
NTITUJYA TUBASHAKA		1	0.2%
NTITURABAKO		1	0.2%
PAROISSE		1	0.2%
PROCEDURE		1	0.2%
RADIO		2	0.4%
SIMBAKENERA		1	0.2%
TABLEAU D'AFFICHAGE		2	0.4%
TABOBARAKOI		1	0.2%
TRANSFER NA MINISANT		1	0.2%
TUMANIKA AMATANGAZO		2	0.4%
TUREBA UMUHAMAGAF		2	0.4%
TURIKORERA NTAWEDUKO		1	0.2%
TWA AFFICHAGE KUKIGO		1	0.2%
TWANDIKIRA IBITARO B		1	0.2%
UBUNYANGAM		1	0.2%
UFITE VOCATION		1	0.2%
UJE TUMUHA AKAZI		1	0.2%
UMUGORE NIWE UKORA M		1	0.2%

<b># G010S: Other (specify)</b>			
<b>Value</b>	<b>Label</b>	<b>Cases</b>	<b>Percentage</b>
UMUHAMAGAF		5	1.0%
UMUKOZI UMENYEREYE		1	0.2%
UMURENGE		1	0.2%
UMURENGE KUMANIKA AM		1	0.2%
UMURENGE WADUFASHAG.		1	0.2%
UMURYANGO/ NTIBAKORES		1	0.2%
URETSE NYIRIKIGO NTA		1	0.2%
USING FACE BOOK		1	0.2%
UWAKOZE AMAHUGURWA		1	0.2%
VALEUR MORALE D'EGLI		1	0.2%
VOLUNTARISM		1	0.2%
WHOEVER WANTS POSTS		1	0.2%
babahabwa na leta		1	0.2%
gutanga amatangazo		1	0.2%
kumanika amatangazo		1	0.2%
kumanika itangazo st		1	0.2%
kwandika amatangazo		1	0.2%
ntabo dukoresha		1	0.2%
ntabwo dushakisha		1	0.2%
ntibakoreshwa		2	0.4%
ntibarakenera		1	0.2%
ntitubakoresha		1	0.2%
<i>Warning: these figures indicate the number of cases found in the data file. They cannot be interpreted as summary statistics of the population of interest.</i>			
<b># G011: Recruited any person</b>			
<b>Information</b>	[Type= discrete] [Format=numeric] [Range= 1-99] [Missing=*]		
<b>Statistics [NW/ W]</b>	[Valid=1596 /-] [Invalid=0 /-]		
<b>Value</b>	<b>Label</b>	<b>Cases</b>	<b>Percentage</b>
1	Yes	928	58.1%
2	No	657	41.2%
99	Not specified	11	0.7%
<i>Warning: these figures indicate the number of cases found in the data file. They cannot be interpreted as summary statistics of the population of interest.</i>			



<b># G020: Advertised any post?</b>			
<b>Information</b>	[Type= discrete] [Format=numeric] [Range= 1-99] [Missing=*]		
<b>Statistics [NW/ W]</b>	[Valid=1596 /-] [Invalid=0 /-]		
<b>Value</b>	<b>Label</b>	<b>Cases</b>	<b>Percentage</b>
1	Yes	419	26.3%
2	No	1177	73.7%
99	Not specified	0	
<i>Warning: these figures indicate the number of cases found in the data file. They cannot be interpreted as summary statistics of the population of interest.</i>			
<b># G040: Have you ever used LMIS?</b>			
<b>Information</b>	[Type= discrete] [Format=numeric] [Range= 1-99] [Missing=*]		
<b>Statistics [NW/ W]</b>	[Valid=1596 /-] [Invalid=0 /-]		
<b>Value</b>	<b>Label</b>	<b>Cases</b>	<b>Percentage</b>
1	Yes	41	2.6%
2	No	1543	96.7%
99		12	0.8%
<i>Warning: these figures indicate the number of cases found in the data file. They cannot be interpreted as summary statistics of the population of interest.</i>			
<b># G041: Please indicate your experience with LMIS</b>			
<b>Information</b>	[Type= discrete] [Format=numeric] [Range= 1-7] [Missing=*]		
<b>Statistics [NW/ W]</b>	[Valid=41 /-] [Invalid=1555 /-]		
<b>Value</b>	<b>Label</b>	<b>Cases</b>	<b>Percentage</b>
1	Satisfactory	19	46.3%
2	Too complicated	11	26.8%
3	Too few applications	3	7.3%
4	Too many applications	3	7.3%
5	Too many unqualified applications	3	7.3%
6	Too few applicants registered	0	
7	Other problems (indicate)	2	4.9%
Sysmiss		1555	
<i>Warning: these figures indicate the number of cases found in the data file. They cannot be interpreted as summary statistics of the population of interest.</i>			
<b># G041A: Please indicate your experience with LMIS</b>			
<b>Information</b>	[Type= discrete] [Format=numeric] [Range= 1-7] [Missing=*]		
<b>Statistics [NW/ W]</b>	[Valid=5 /-] [Invalid=1591 /-]		
<b>Value</b>	<b>Label</b>	<b>Cases</b>	<b>Percentage</b>
1	Satisfactory	0	
2	Too complicated	2	40.0%
3	Too few applications	2	40.0%
4	Too many applications	0	
5	Too many unqualified applications	1	20.0%
6	Too few applicants registered	0	
7	Other problems (indicate)	0	
Sysmiss		1591	
<i>Warning: these figures indicate the number of cases found in the data file. They cannot be interpreted as summary statistics of the population of interest.</i>			
<b># G041B: Please indicate your experience with LMIS</b>			
<b>Information</b>	[Type= discrete] [Format=numeric] [Range= 1-7] [Missing=*]		

<b># G041B: Please indicate your experience with LMIS</b>			
<b>Statistics [NW/ W]</b>		[Valid=2 /-] [Invalid=1594 /-]	
<b>Value</b>	<b>Label</b>	<b>Cases</b>	<b>Percentage</b>
1	Satisfactory	0	
2	Too complicated	0	
3	Too few applications	0	
4	Too many applications	0	
5	Too many unqualified applications	0	
6	Too few applicants registered	2	100.0%
7	Other problems (indicate)	0	
Sysmiss		1594	
<i>Warning: these figures indicate the number of cases found in the data file. They cannot be interpreted as summary statistics of the population of interest.</i>			
<b># G041S: Other problems (indicate)</b>			
<b>Information</b>		[Type= discrete] [Format=character] [Missing=*]	
<b>Statistics [NW/ W]</b>		[Valid=1 /-] [Invalid=0 /-]	
<b>Value</b>	<b>Label</b>	<b>Cases</b>	<b>Percentage</b>
HARAMAKURU ADAHAGIJE		1	100.0%
<i>Warning: these figures indicate the number of cases found in the data file. They cannot be interpreted as summary statistics of the population of interest.</i>			
<b># G042: As you did not use LMIS, have you heard about it?</b>			
<b>Information</b>		[Type= discrete] [Format=numeric] [Range= 1-99] [Missing=*]	
<b>Statistics [NW/ W]</b>		[Valid=1555 /-] [Invalid=41 /-]	
<b>Value</b>	<b>Label</b>	<b>Cases</b>	<b>Percentage</b>
1	Yes	312	20.1%
2	No	1230	79.1%
99	Not stated	13	0.8%
Sysmiss		41	
<i>Warning: these figures indicate the number of cases found in the data file. They cannot be interpreted as summary statistics of the population of interest.</i>			
<b># G043: Please indicate why you did not use LMIS</b>			
<b>Information</b>		[Type= discrete] [Format=numeric] [Range= 1-99] [Missing=*]	
<b>Statistics [NW/ W]</b>		[Valid=313 /-] [Invalid=1283 /-]	
<b>Value</b>	<b>Label</b>	<b>Cases</b>	<b>Percentage</b>
1	No need	170	54.3%
2	Complicated / cumbersome	60	19.2%
3	Fear too much applications	7	2.2%
4	Don't want to expose information	2	0.6%
5	Applicants don't match requirements	4	1.3%
6	Is not properly working	7	2.2%
7	Other ( specify)	48	15.3%
99		15	4.8%
Sysmiss		1283	
<i>Warning: these figures indicate the number of cases found in the data file. They cannot be interpreted as summary statistics of the population of interest.</i>			
<b># G043A: Please indicate why you did not use LMIS</b>			
<b>Information</b>		[Type= discrete] [Format=numeric] [Range= 1-7] [Missing=*]	
<b>Statistics [NW/ W]</b>		[Valid=86 /-] [Invalid=1510 /-]	

**# G043A: Please indicate why you did not use LMIS**

Value	Label	Cases	Percentage
1	No need	6	7.0%
2	Complicated / cumbersome	32	37.2%
3	Fear too much applications	11	12.8%
4	Don't want to expose information	2	2.3%
5	Applicants don't match requirements	5	5.8%
6	Is not properly working	13	15.1%
7	Other ( specify)	17	19.8%
Sysmiss		1510	

*Warning: these figures indicate the number of cases found in the data file. They cannot be interpreted as summary statistics of the population of interest.*

**# G043B: Please indicate why you did not use LMIS**

<b>Information</b>	[Type= discrete] [Format=numeric] [Range= 1-7] [Missing=*]
<b>Statistics [NW/ W]</b>	[Valid=24 /-] [Invalid=1572 /-]

Value	Label	Cases	Percentage
1	No need	3	12.5%
2	Complicated / cumbersome	3	12.5%
3	Fear too much applications	1	4.2%
4	Don't want to expose information	2	8.3%
5	Applicants don't match requirements	2	8.3%
6	Is not properly working	3	12.5%
7	Other ( specify)	10	41.7%
Sysmiss		1572	

*Warning: these figures indicate the number of cases found in the data file. They cannot be interpreted as summary statistics of the population of interest.*

**# G043S: Other ( specify)**

<b>Information</b>	[Type= discrete] [Format=character] [Missing=*]
<b>Statistics [NW/ W]</b>	[Valid=68 /-] [Invalid=0 /-]

Value	Label	Cases	Percentage
ABANGAJA NI HOPITAL		1	1.5%
ACCESS-INTERNET[CON		1	1.5%
AHO IKGO GIHEREREYE		1	1.5%
AKAMARO KAYO NTIKAZW		1	1.5%
BARATWENZE SI NIVEAU		1	1.5%
BIRAHENDA		1	1.5%
BIRATINDA		1	1.5%
BOSE NTIBAGITE NET		1	1.5%
DUKENEYE ABODUFITIYE		1	1.5%
DUKORESHA URUBUGA		1	1.5%

# G043S: Other ( specify)

Value	Label	Cases	Percentage
DUKURIKIZA AMATEGEKO		1	1.5%
DUTUYE MU CYARO IKOR		1	1.5%
GUSHAKA ABAKOZI		1	1.5%
GUTURA MU CYARO		1	1.5%
IMIKORERE NTIRAMENYE		1	1.5%
IMMIGRATION		1	1.5%
INTERNET NTIBAYIBONA		1	1.5%
INZEGO ZIDUKURIYE		1	1.5%
IRAGOYE MUBIHUGU BID		1	1.5%
ITEGEKO RYA LETA		1	1.5%
KUBA ITAGERA BOSE		1	1.5%
KUBURA UMWANYA		1	1.5%
KUBURA INTERNET		1	1.5%
KUDASOBANU		1	1.5%
KUSHABANUKI NEZA		1	1.5%
KUTABISABA MUKIRWA		1	1.5%
KUTABISOBAN		1	1.5%
NI UKUYUMVA ARIKO		1	1.5%
NTA ACCES DUF.KU.INT		1	1.5%
NTA INTERNET IHAGIJE		1	1.5%
NTA INTERNET IHARI		1	1.5%
NTA MAKURU AHAGIJE		1	1.5%
NTA MAKURU BARUFITEH		1	1.5%
NTA MAKURU TUYIFITEH		1	1.5%
NTA MAKURU YABONYE		1	1.5%
NTABAKOZI BARI BAKEN		1	1.5%

# G043S: Other ( specify)

Value	Label	Cases	Percentage
NTABUSHOBOZ		1	1.5%
NTABWO BAZI UKO IKOR		1	1.5%
NTABWO IMENYEREWE		1	1.5%
NTABWO NZI IMIKORERE		1	1.5%
NTABWO TUZI IMIKORER		1	1.5%
NTAGOYITABIF		1	1.5%
NTAMAKURU AFATIKA		1	1.5%
NTAMAKURU AHAGIJE		1	1.5%
NTAMAKURU KURUBUGA		1	1.5%
NTARAMENYA UKO BIKOR		1	1.5%
NTIBABISOBAN		2	2.9%
NTIBARANTAN AKAZI		1	1.5%
NTIBAZI UKO IKORA		1	1.5%
NTIBIGERA KURI BOSE		1	1.5%
NTIDUSOBANU LMIS		1	1.5%
NTIGERA KUBANTU BOSE		1	1.5%
NTIGERA KURI BOSE		2	2.9%
NTITUBISOBAN		1	1.5%
NTITUMENYA AMAKURU		1	1.5%
NTITUYIOSOBA		1	1.5%
NTIYABYITAYE		1	1.5%
SINDASURA IYO WEBSIT		1	1.5%
SINDAYIHUGUI		1	1.5%
SITWE DUKORA ENGAGEM		1	1.5%
UBUMENYI BUKE		1	1.5%
UBUMENYI KURI LMIS		1	1.5%
UBUSHOBOZI BUKE		1	1.5%
UBWO BURYO NI BUSHYA		1	1.5%
ntigera kuri base		1	1.5%

<b># G043S: Other ( specify)</b>			
Value	Label	Cases	Percentage
ntitubisobanukiwe		1	1.5%
<i>Warning: these figures indicate the number of cases found in the data file. They cannot be interpreted as summary statistics of the population of interest.</i>			
<b># G050: Do you currently envisage hiring non-nationals?</b>			
<b>Information</b>		[Type= discrete] [Format=numeric] [Range= 1-99] [Missing=*]	
<b>Statistics [NW/ W]</b>		[Valid=1596 /-] [Invalid=0 /-]	
Value	Label	Cases	Percentage
1	Yes	494	31.0%
2	No	1089	68.2%
99	Not specified	13	0.8%
<i>Warning: these figures indicate the number of cases found in the data file. They cannot be interpreted as summary statistics of the population of interest.</i>			
<b># G051: If Yes, Why?</b>			
<b>Information</b>		[Type= discrete] [Format=numeric] [Range= 1-99] [Missing=*]	
<b>Statistics [NW/ W]</b>		[Valid=494 /-] [Invalid=1102 /-]	
Value	Label	Cases	Percentage
1	Cheaper	33	6.7%
2	Better qualified	212	42.9%
3	More Efficient	126	25.5%
4	More productive	60	12.1%
5	Other (specify)	50	10.1%
99	Not specified	13	2.6%
Sysmiss		1102	
<i>Warning: these figures indicate the number of cases found in the data file. They cannot be interpreted as summary statistics of the population of interest.</i>			
<b># G051A: If Yes, Why?</b>			
<b>Information</b>		[Type= discrete] [Format=numeric] [Range= 1-5] [Missing=*]	
<b>Statistics [NW/ W]</b>		[Valid=315 /-] [Invalid=1281 /-]	
Value	Label	Cases	Percentage
1	Cheaper	10	3.2%
2	Better qualified	60	19.0%
3	More Efficient	129	41.0%
4	More productive	106	33.7%
5	Other (specify)	10	3.2%
Sysmiss		1281	
<i>Warning: these figures indicate the number of cases found in the data file. They cannot be interpreted as summary statistics of the population of interest.</i>			
<b># G051B: If Yes, Why?</b>			
<b>Information</b>		[Type= discrete] [Format=numeric] [Range= 1-5] [Missing=*]	
<b>Statistics [NW/ W]</b>		[Valid=130 /-] [Invalid=1466 /-]	
Value	Label	Cases	Percentage
1	Cheaper	9	6.9%
2	Better qualified	17	13.1%
3	More Efficient	13	10.0%
4	More productive	79	60.8%
5	Other (specify)	12	9.2%

**# G051B: If Yes, Why?**

Value	Label	Cases	Percentage
Sysmiss		1466	

*Warning: these figures indicate the number of cases found in the data file. They cannot be interpreted as summary statistics of the population of interest.*

**# G051S: Other ( specify)**

<b>Information</b>	[Type= discrete] [Format=character] [Missing=*]
<b>Statistics [NW/ W]</b>	[Valid=68 /-] [Invalid=0 /-]

Value	Label	Cases	Percentage
ABAFOROMO BAKE		1	1.5%
ABAKOZI BAKE		2	2.9%
ABAKOZI NI BAKE		1	1.5%
ABASABA AKAZI NI BAK		1	1.5%
ABENEGIHUGU NI BAKE		1	1.5%
AFITE IMPAMYABUSH		1	1.5%
AFITE UMUHAMAGAF		2	2.9%
AHO TUBA DUFITE ISHA		1	1.5%
APFA GUKORA EXAMEN		1	1.5%
BABONEKA BYOROSHYE		1	1.5%
BADUFASHA KUBWIRIZA		1	1.5%
BAFITE UBURENGANZI		1	1.5%
BAFITE UMUHAMAGAF		1	1.5%
BAGASHOBYE TWAKABAH		1	1.5%
BAGIRA N'UBUSHAKE		1	1.5%
BAKENEYE ABA A2		1	1.5%
BAKIRA NEZA ABANTU		1	1.5%
BAMUDUHAYE		1	1.5%
BARABUZE ABAFOROMO		1	1.5%
BARAMUTSE BABATSE AK		1	1.5%
BARAMUTSE BABISHOBYE		1	1.5%
BARITANGA MU KAZI		1	1.5%
BASANZWE BAHARI		1	1.5%

# G051S: Other ( specify)

Value	Label	Cases	Percentage
BATINYA KUZA KUHAKOR		1	1.5%
BAZI INDIMI ZIKENERW		1	1.5%
BITEWE NA VICATION		1	1.5%
BUJUJE CONDITIONS		1	1.5%
CAS D"ABSCENCE DE N		1	1.5%
CLIENT BABANYAMAH		1	1.5%
CONGOLAIS BARABONEKA		1	1.5%
CONGREGATIO INTERNA		1	1.5%
DUKENEYE ABAKOZI		1	1.5%
DUKORANA NA YANDI MA		1	1.5%
GUFASHWA MU KAZI		1	1.5%
GUHUZA NABO HANZE UB		1	1.5%
GUTSINDA IKIZAMI		1	1.5%
GUTSINDA IPIGANWA		1	1.5%
HABUZUNDI UGASHOBOYE		1	1.5%
IYO ABISHOBOYE		1	1.5%
KUBA ABISHOBOYE		2	2.9%
KUBA AFITE UBWENGE		1	1.5%
KUBERA EA REGION		1	1.5%
KUBERA EAC		1	1.5%
KUBONA FINANCEMENT		1	1.5%
KUGIRANA UBUHARIRANE		1	1.5%
KUMENYA IZINDI NDIMI		1	1.5%
KUVANGA ABAKOZI		1	1.5%
KUVUMBURA IBISHYA		1	1.5%
KWAKIRA ABANYAMAHA		1	1.5%



### # G051S: Other ( specify)

Value	Label	Cases	Percentage
NIBO BABONEKA		1	1.5%
NIBO BAKUNZE KUBONEK		1	1.5%
NIBOBABONEK CYANE		1	1.5%
NIBOBARI HAFI		1	1.5%
NOMINATION		1	1.5%
NTABABONEK/		1	1.5%
NTABANYARD/ BABIZI		1	1.5%
NTABO BASHOBOYE		1	1.5%
NTAWE UHEJWE		1	1.5%
NYIRIKIGO ETHIOPIAN		1	1.5%
PARTNERSHIP DEVELOP		1	1.5%
TUBONYE UBISHOBOYE		1	1.5%
URUHARE RWABO KUMURI		1	1.5%
YATSINZE EXAMEN		1	1.5%
YUJUJE IBISABWA KU M		1	1.5%
bazi kuvuga neza		1	1.5%

Warning: these figures indicate the number of cases found in the data file. They cannot be interpreted as summary statistics of the population of interest.

### # G052: From which countries / regions?

<b>Information</b>	[Type= discrete] [Format=numeric] [Range= 1-99] [Missing=*]
<b>Statistics [NW/ W]</b>	[Valid=494 /-] [Invalid=1102 /-]

Value	Label	Cases	Percentage
1	EAC	226	45.7%
2	Other African	54	10.9%
3	Europe	28	5.7%
4	Americas	9	1.8%
5	Asia	16	3.2%
6	Oceania	1	0.2%
7	Any where	134	27.1%
99		26	5.3%
Sysmiss		1102	

Warning: these figures indicate the number of cases found in the data file. They cannot be interpreted as summary statistics of the population of interest.

### # G052A: From which countries / regions?

<b>Information</b>	[Type= discrete] [Format=numeric] [Range= 1-7] [Missing=*]
--------------------	--

<b># G052A: From which countries / regions?</b>			
<b>Statistics [NW/ W]</b>		[Valid=124 /-] [Invalid=1472 /-]	
<b>Value</b>	<b>Label</b>	<b>Cases</b>	<b>Percentage</b>
1	EAC	21	16.9%
2	Other African	61	49.2%
3	Europe	18	14.5%
4	Americas	13	10.5%
5	Asia	8	6.5%
6	Oceania	0	
7	Any where	3	2.4%
Sysmiss		1472	
<i>Warning: these figures indicate the number of cases found in the data file. They cannot be interpreted as summary statistics of the population of interest.</i>			
<b># G052B: From which countries / regions?</b>			
<b>Information</b>		[Type= discrete] [Format=numeric] [Range= 1-7] [Missing=*]	
<b>Statistics [NW/ W]</b>		[Valid=50 /-] [Invalid=1546 /-]	
<b>Value</b>	<b>Label</b>	<b>Cases</b>	<b>Percentage</b>
1	EAC	4	8.0%
2	Other African	11	22.0%
3	Europe	12	24.0%
4	Americas	5	10.0%
5	Asia	9	18.0%
6	Oceania	0	
7	Any where	9	18.0%
Sysmiss		1546	
<i>Warning: these figures indicate the number of cases found in the data file. They cannot be interpreted as summary statistics of the population of interest.</i>			
<b># G053: If No, Why?</b>			
<b>Information</b>		[Type= discrete] [Format=numeric] [Range= 1-99] [Missing=*]	
<b>Statistics [NW/ W]</b>		[Valid=1089 /-] [Invalid=507 /-]	
<b>Value</b>	<b>Label</b>	<b>Cases</b>	<b>Percentage</b>
1	No need	676	62.1%
2	Regulations	53	4.9%
3	Not acquainted with Rwanda	22	2.0%
4	Language problems	63	5.8%
5	Problems of sourcing / hiring	85	7.8%
6	Cultural problems	18	1.7%
7	Too cost	108	9.9%
8	Other (specify)	58	5.3%
99	Not specified	6	0.6%
Sysmiss		507	
<i>Warning: these figures indicate the number of cases found in the data file. They cannot be interpreted as summary statistics of the population of interest.</i>			
<b># G053A: If No, Why?</b>			
<b>Information</b>		[Type= discrete] [Format=numeric] [Range= 1-8] [Missing=*]	
<b>Statistics [NW/ W]</b>		[Valid=443 /-] [Invalid=1153 /-]	
<b>Value</b>	<b>Label</b>	<b>Cases</b>	<b>Percentage</b>
1	No need	42	9.5%

### # G053A: If No, Why?

Value	Label	Cases	Percentage
2	Regulations	30	6.8%
3	Not acquainted with Rwanda	17	3.8%
4	Language problems	92	20.8%
5	Problems of sourcing / hiring	87	19.6%
6	Cultural problems	37	8.4%
7	Too cost	113	25.5%
8	Other (specify)	25	5.6%
Sysmiss		1153	

Warning: these figures indicate the number of cases found in the data file. They cannot be interpreted as summary statistics of the population of interest.

### # G053B: If No, Why?

<b>Information</b>	[Type= discrete] [Format=numeric] [Range= 1-8] [Missing=*]
<b>Statistics [NW/ W]</b>	[Valid=160 /-] [Invalid=1436 /-]

Value	Label	Cases	Percentage
1	No need	10	6.2%
2	Regulations	7	4.4%
3	Not acquainted with Rwanda	5	3.1%
4	Language problems	17	10.6%
5	Problems of sourcing / hiring	17	10.6%
6	Cultural problems	29	18.1%
7	Too cost	63	39.4%
8	Other (specify)	12	7.5%
Sysmiss		1436	

Warning: these figures indicate the number of cases found in the data file. They cannot be interpreted as summary statistics of the population of interest.

### # G053S: Other Specify

<b>Information</b>	[Type= discrete] [Format=character] [Missing=*]
<b>Statistics [NW/ W]</b>	[Valid=99 /-] [Invalid=0 /-]

Value	Label	Cases	Percentage
.		1	1.0%
21		1	1.0%
ABAKOZI BATANGWA NA LETA		1	1.0%
ABANYARDA BARABISHOBO		1	1.0%
ABANYARDA BASIGAYE BASHOBOYE		1	1.0%
ABANYARDA BENSHI NTA KAZI BFTE		1	1.0%
ABANYARDA DUFITE BARASHOBOYE		1	1.0%
ABANYARWAN BARABISHOBO		3	3.0%
ABANYARWAN BARAGAKENEY		2	2.0%

# G053S: Other Specify

Value	Label	Cases	Percentage
ABANYARWAN BARAHAGIJE		4	4.0%
ABANYARWAN BARASHOBOYE BAHAR		1	1.0%
ABANYARWAN BASHAKA AKAZI		1	1.0%
ABANYARWAN BASHOBOYE GUKORA		1	1.0%
ABANYARWAN NABO BARAGASHOB		1	1.0%
ABANZA ABANYARWAN		1	1.0%
ABASHOMERI BABANYARWA NIBEN		1	1.0%
ABO DUFITE BARAHAGIYE		1	1.0%
ACCOUNTING IREBA LETA MUMA FRW		1	1.0%
AHO GUKORERA NIHATO		1	1.0%
AKAZI BAFITE ABANYAMURY BA		1	1.0%
ASSOCIATION DE MICRO FINANCE		1	1.0%
BABAGENERW. NA LETA		1	1.0%
BAHEMBWAGA NA CAPACITY BUILDIN		1	1.0%
BAKORA B'ABIANYAMU B'IDI		1	1.0%
BARI LIMITE KURI BIMWE		1	1.0%
BIRI MUNSHINGAN BAFITE		1	1.0%
DUKORERA MU CYARO		1	1.0%
GUHA ABENEGIHUGU AMAHIRWE		1	1.0%
GUHA AMAHIRWE ABANYARWAN		2	2.0%
GUHA AMAHIRWE EBENEGIHUGU		1	1.0%

# G053S: Other Specify

Value	Label	Cases	Percentage
GUSHAKIRA ABANTU ABENEGIHUGU		1	1.0%
GUTEZA IMBERE IGIHUGU		1	1.0%
GUTEZIMBERE ABANYAGIHUC		1	1.0%
GUTOZA ABANDI BASIMBURA		1	1.0%
HARI ABANYARDA BADAFITE AKAZI		1	1.0%
HARI ABANYARWAN BAFITE UBUME		1	1.0%
HARI NABANYARWA BAGAKENEYE		1	1.0%
HARUMWANYA AFITE UBUSHOBOZI		1	1.0%
IKIGO KIRACYARIGIT		1	1.0%
INTAMYANYA IHARI YABO		1	1.0%
ISHYIRAHAMWA INKESHA		1	1.0%
JADF		1	1.0%
KIRIZIYA NTIJYA IBIKORA		1	1.0%
KU MPAMVU Z'IMITERERE Y'IMIRIM		1	1.0%
KUTIZERA IMPAMYABUSE		1	1.0%
MISSION YO KUZAMURA AHO DUKORE		1	1.0%
MOINS PRIORITAIRES		1	1.0%
MU RDA ABAKOZI DUSHAKA BARAHAR		1	1.0%
N'ABANYARWA BARAKABUZE		1	1.0%
N'AKAZA KADASABA UBUHANGA		1	1.0%
NA AKARERE KATANGA AKAZI		1	1.0%

# G053S: Other Specify

Value	Label	Cases	Percentage
NABANYARWA BARAKABUZE NIGAK		1	1.0%
NATIONALISME		1	1.0%
NATWE TURAGAKENEY		1	1.0%
NIFUZAGA KO TWAHORA TURIBENEGI		1	1.0%
NTA BUSHOBOZI BARAGIRA		1	1.0%
NTA KAZI ATEGANYA GUTANGA		1	1.0%
NTA KAZI DUFITE BADUKORERA		1	1.0%
NTA KAZI GAHARI		1	1.0%
NTA POSTE COCANTE DUFITE		1	1.0%
NTA RECRUTEMENT ITEGANYIJWE		1	1.0%
NTABANDI BAKENEWE		1	1.0%
NTABUSHOBOZ BURABONEKA		1	1.0%
NTABWO HARI ABAKOZI		1	1.0%
NTAKAZI AFITE YA BAHA		1	1.0%
NTAMYANYA IHARI		1	1.0%
NTANABABONI		1	1.0%
NTANSHINGAN ZANANIYE ABANYAGI		1	1.0%
NTAWUNDI MUKOZI BASHAKA		1	1.0%
NTIBABONA UMUSARURO BAKENEYE		1	1.0%
NTIBIGEZE BABITEKEREZA		1	1.0%
NTIBIMENYERI MU RWANDA		1	1.0%
NTIBIZEWE		1	1.0%
NTITURABITEK		1	1.0%

**# G053S: Other Specify**

Value	Label	Cases	Percentage
PRIORITE NI ABANYARWAN \ RADIS		1	1.0%
RHRA		1	1.0%
SINASHOBORA GUKORESHA UMUNYAMA		1	1.0%
SINDATERA IMBERE KUBURYO NAKOR		1	1.0%
SITWE TUBASHAKA		1	1.0%
TO PROMOTE RWANDANS		1	1.0%
TUREBA UBUSHISHOZI UWARIWE WES		1	1.0%
TURIHAGIJE		1	1.0%
TWABANZA KUGAHA ABANYARWAN		1	1.0%
TWIFUZA GUKORESHA ABANYARWAN		1	1.0%
UBUSHOBOZI BUKE		1	1.0%
URUGERO RWABO MUMENYERAN		1	1.0%
URWANDA RURACYAFITE CHOMEURS		1	1.0%
URWEGO DUKORERAHO NTABWA BIRAB		1	1.0%
YAGAHA ABOMUMURYA		1	1.0%
YATANGIRANY ABAKOZI BABANYARW		1	1.0%
ntakazi bagitanga		1	1.0%

*Warning: these figures indicate the number of cases found in the data file. They cannot be interpreted as summary statistics of the population of interest.*

**# H010: Is your institution a member of any organization/association?**

<b>Information</b>	[Type= discrete] [Format=numeric] [Range= 1-99] [Missing=*]		
<b>Statistics [NW/ W]</b>	[Valid=1596 /-] [Invalid=0 /-]		
Value	Label	Cases	Percentage
1	Yes	383	24.0%
2	No	1202	75.3%

<b># H010: Is your institution a member of any organization/association?</b>			
<b>Value</b>	<b>Label</b>	<b>Cases</b>	<b>Percentage</b>
99	Not specified	11	0.7%
<i>Warning: these figures indicate the number of cases found in the data file. They cannot be interpreted as summary statistics of the population of interest.</i>			
<b># H020: Name that organisation/association</b>			
<b>Information</b>	[Type= discrete] [Format=character] [Missing=*]		
<b>Statistics [NW/ W]</b>	[Valid=349 /-] [Invalid=0 /-]		
<b>Value</b>	<b>Label</b>	<b>Cases</b>	<b>Percentage</b>
ABAFITE UBWANDU BWA SIDA		1	0.3%
ABAKORANAM		2	0.6%
ABASHYZEHA		1	0.3%
ABB		1	0.3%
ADEPR		1	0.3%
ADPR REPRESENTAN REGIONALE		1	0.3%
ADPR REPRESENTATI ET REGION		1	0.3%
ADR		1	0.3%
ADR(ASSOC. DE DACLARANT AU RDA		1	0.3%
ADR(ASSOC.DE DECLARANTS DU RD		1	0.3%
AEBTP		1	0.3%
AEDTP		1	0.3%
AETP		1	0.3%
AFROSAI-E/F		1	0.3%
AGIPHAR		1	0.3%
ALLIANCE DES EGLIQUE EVANGELI		1	0.3%
ALLIANCE EVANGELIQUE		1	0.3%
ALPHA		1	0.3%
AMATURO		1	0.3%
AMIR		3	0.9%
AMMIRWA		1	0.3%
ANIR(ASS DES INFIRMIERES AU RD		1	0.3%
APISCO		1	0.3%
APPROJUBAAR		1	0.3%
APPROJUBAR		1	0.3%
APROCAS		1	0.3%
AR PHA		1	0.3%



# H020: Name that organisation/association

Value	Label	Cases	Percentage
ARD		1	0.3%
ARG. ASSOCIATION DES GARAGISTE		1	0.3%
ASIMPR		1	0.3%
ASS DES DISPENSAIRE PRIVEES		1	0.3%
ASS DES ENTREPRENEU DES BATI		1	0.3%
ASS DES MICROFINANCI AU RDA		1	0.3%
ASS Y'ITORERO		1	0.3%
ASSAR ASSOCIATION DES ASSURES		1	0.3%
ASSIMPER		1	0.3%
ASSO. MICROFIN INSTITU IN RDA		1	0.3%
ASSOC.DES VENDEURS DE MAT.DE B		1	0.3%
ASSOC.DU MEDICINE PRIVE DU RDA		1	0.3%
ASSOC.RWAND DES HOTELS		1	0.3%
ASSOCIAT PROFESSIONAL DES IM		1	0.3%
ASSOCIATIO THE TAX ADVICE		1	0.3%
ASSOCIATIO(AI		1	0.3%
ASSOCIATION DE BERAUX D'ECHAN		1	0.3%
ASSOCIATION DE BUREAU DECHANGE		1	0.3%
ASSOCIATION DE DECLARANT AU RW		1	0.3%
ASSOCIATION DE MEDECIN PRIVES		1	0.3%
ASSOCIATION DES ANTREPRENEU		1	0.3%

# H020: Name that organisation/association

Value	Label	Cases	Percentage
ASSOCIATION DES DECLARANTS		1	0.3%
ASSOCIATION DES DISPENSAIRES		1	0.3%
ASSOCIATION DES ENTREPRENEU		1	0.3%
ASSOCIATION DES ENTREPRENEU		2	0.6%
ASSOCIATION DES ENTREPRISES		1	0.3%
ASSOCIATION DES HOTELERIE		1	0.3%
ASSOCIATION DES HOTELS		1	0.3%
ASSOCIATION DES HOTELS DU RWAN		1	0.3%
ASSOCIATION DES HOTELS RESTAUR		1	0.3%
ASSOCIATION DES HOTELS&REST.		2	0.6%
ASSOCIATION DES IMPORTATEUR.		1	0.3%
ASSOCIATION DES IMPRIMEUR OPER		1	0.3%
ASSOCIATION DES MICRO FINANCE		1	0.3%
ASSOCIATION DES SOCIETES PETRO		1	0.3%
ASSOCIATION MEDICALE RWANDAISE		1	0.3%
ASSOCIATION OF NURSING IN RDA		1	0.3%
ASSOCIATION RDAISE DE GARAGIST		1	0.3%
ASSOCIATION RWANDAISE DE GARAG		1	0.3%
ASSOCIATION RWANDAISE DES HOTE		1	0.3%

# H020: Name that organisation/association

Value	Label	Cases	Percentage
ASSOCIATION Y'ABAGANGA		1	0.3%
ASSOCIATION YA AMAMPRIMERI		1	0.3%
ASSOCIATION YA BATUNGANYA UMUC		1	0.3%
ASSOCIATION, I		1	0.3%
ASSOCIATIONS DE RESTAURANTS		1	0.3%
ASSOCIATIONS DES ENTREPRENEUR		1	0.3%
ATAR		1	0.3%
ATPR		1	0.3%
ATPR(ASSOCIATION DES TRANSPORT		1	0.3%
BANUFA		1	0.3%
BANUFER		1	0.3%
BERWANSHUTI		1	0.3%
BFC BIOGAZ		1	0.3%
CAS(CAISSE DE SOLIDALITE DES		1	0.3%
CCOAIB		2	0.6%
CENTRE IWACU		1	0.3%
CEPER		3	0.9%
CEPR		2	0.6%
CESTRAL		3	0.9%
CESTRAR		3	0.9%
CETPAR		1	0.3%
CLUSTER		1	0.3%
COADU DUKUNDE UMURIMO		1	0.3%
COBSEIL PROTESTANT AU RWANDA		1	0.3%
COFFEE EXPLOTERS & ASSOC INRDA		1	0.3%
CONSEIL DES INFIRMIERS		1	0.3%
CONSEIL DES PROTESTAT AU RWANDA		1	0.3%

# H020: Name that organisation/association

Value	Label	Cases	Percentage
COOPERATIVE ABATURANYI BEZA		1	0.3%
COOPERATIVE DE SOUDEUR		1	0.3%
COOPERATIVE IGISUBIZO		1	0.3%
COOPERATIVE VISION 2020 GITEGA		1	0.3%
COPASEVEKA		1	0.3%
COPEVEMU		1	0.3%
COPHORWA		1	0.3%
COTRAFO		1	0.3%
CPL		1	0.3%
CPR		3	0.9%
CPR CONSEIL PROTESTANT RWANDAI		1	0.3%
DIOCESE		1	0.3%
DUTERANE INKUNGA		1	0.3%
DUTERANINKU		1	0.3%
EAFCA		1	0.3%
EAR PROVINCE		1	0.3%
EASRA		1	0.3%
ECOBAT		1	0.3%
FANAF OAA		1	0.3%
FDPEG		1	0.3%
FECOMIRWA		2	0.6%
FEDERATION DU SECTEUR PRIVE		3	0.9%
FEDERATION DU SECTEUR PRIVEE		1	0.3%
FERWACOOTHI		1	0.3%
FERWACOTAMU		1	0.3%
FINANCIAL INSTITUTION CHAMBER		1	0.3%
FORUM		1	0.3%
FORUM DES COOPERATIVES		1	0.3%
FSP		2	0.6%
GARAGISTES		1	0.3%
GATSIBO ICYEREKEZO UNION SACCO		1	0.3%

# H020: Name that organisation/association

Value	Label	Cases	Percentage
HOTELS ASSOCIATION		1	0.3%
HOTELS ASSOCIATION		1	0.3%
IADF JOINT ACTION DVPT FORM		1	0.3%
IBIMINA		1	0.3%
ICOM		1	0.3%
ICPAR		1	0.3%
ICT CHAMBER		1	0.3%
ICT CHAMBER/ ROTERY CLUB		1	0.3%
ICT CHAMBRE RADIO ASSOCIATION		1	0.3%
ICT FEDERATION		1	0.3%
IHURIRO RY'ABENGA INZOGA		1	0.3%
IHURIRO RY'AKARERE		1	0.3%
IHURIRO RY'TVUGABUTU MU RWD		1	0.3%
IHURIRO RYABAVUGABU MURDA		1	0.3%
IKIGO K'IGIHUGU CY'AMAKOPER		1	0.3%
IMPUZAMADIN MU RWANDA		1	0.3%
IMPUZAMATOR		1	0.3%
IMPUZAMATSINI EAR		1	0.3%
IRIHUZA HOTEL NA RESTAURANT		1	0.3%
ISHIRAHAMWE MURI YEMEZA MIRIMO		1	0.3%
ISHIRAHAMWE RY'AMAHOTER		1	0.3%
ISHYIRAHAMWE RIRABIKORERA MUKA		1	0.3%
ISHYIRAHAMWE RY AMAKOPERATI		1	0.3%

# H020: Name that organisation/association

Value	Label	Cases	Percentage
ISHYIRAHAMW RY'ABACURUZ, INYA		1	0.3%
ISHYIRAHAMW RY'ABACURUZ]		1	0.3%
ISHYIRAHAMW RY'ABASHORAI		1	0.3%
ISHYIRAHAMW RY'ABATITULA		1	0.3%
ISHYIRAHAMW RY'ABIKORERA		1	0.3%
ISHYIRAHAMW RY'AMAHOTEL &BAR		1	0.3%
ISHYIRAHAMW RY'AMARESTOI		1	0.3%
ISHYIRAHAMW RY'AMAVURIRI		1	0.3%
ISHYIRAHAMW RYA BACURUZI		1	0.3%
ISHYIRAHAMW RYABAFITE BAR		1	0.3%
ISHYIRAHAMW RYABAFITE HOTEL		1	0.3%
ITORERO RY'ABADIVE BA 7EME JOU		1	0.3%
JOINTE ACTION		1	0.3%
KUNDAMAHO COOPERATIVES		1	0.3%
MDICAL COUNCIL		1	0.3%
NCCR		1	0.3%
NINGO		1	0.3%
NKUNDAMAHC		1	0.3%
NNGO		1	0.3%
NWRA		1	0.3%
NYAGATARE BUSINESS DEVELOPMENT		1	0.3%
NYAGATARE SACCO'SUNION		1	0.3%
OCIR THE		1	0.3%
ORDRE DE MEDECIN		1	0.3%
ORDRE DES PHARMACIENS		1	0.3%
P.S.F		1	0.3%
P.S.F[URUGAGA RW'ABIKORER/		1	0.3%

# H020: Name that organisation/association

Value	Label	Cases	Percentage
PRADIS		2	0.6%
PRADIS(PRIVAT RDESE ASS.DISPE		1	0.3%
PRIVAT SECTOR		1	0.3%
PRIVATE CLINICS		1	0.3%
PRIVATE DISPENSARIES OF RWANDA		2	0.6%
PRIVATE SECTOR		2	0.6%
PRIVATE SECTOR FEDERATION		20	5.7%
PRIVATE SECTOR FEDERATION PSF		2	0.6%
PRIVATE SECTOR FOUNDATION PSF		1	0.3%
PROFEMME TWESEHAMWE		1	0.3%
PROVINCE DE L'EGLISE ANGLICANE		1	0.3%
PSF		44	12.6%
PSF (PRIVATE SECTOR FEDERATION		1	0.3%
PSF (PRIVETE SECTOR FEDERATION		1	0.3%
PSF PRIVATE SECTOR FEDERATION		3	0.9%
PSF(PRIVATE SECTOR FEDERATION)		1	0.3%
PSF=PRIVATE SECTOR FEDERATION		1	0.3%
PSF[PRIVATE SECTOR FEDERATION		1	0.3%
RALGA		2	0.6%
RALIGA		1	0.3%
RARGA		2	0.6%
RCA(RWANDA COOPERATIVE AGENCY)		2	0.6%
RCCU TUYITEZIMBER		1	0.3%

# H020: Name that organisation/association

Value	Label	Cases	Percentage
RDA ASSOC.OF HOTELS,RESTO		1	0.3%
RDA BANK ASSOCIATION		1	0.3%
RHRA		2	0.6%
RHRH(RWAND/ HOTEL&RESTA HOSPI		1	0.3%
RSSB		1	0.3%
RWANDA BANKS ASSOCIATIONS		1	0.3%
RWANDA COOPERATIVE AGENCE(RCA)		1	0.3%
RWANDA COOPERATIVE AGENCES(RCA		1	0.3%
RWANDA HOTEL AND RESTAURENT		1	0.3%
RWANDA HOTEL ASSOCIATION		2	0.6%
RWANDA HOTELS AND BAR ASSOCIAT		1	0.3%
RWANDA HOTELS,RESTA ASSOC		1	0.3%
RWANDA MEDICAL ASSOCIATION		1	0.3%
RWANDA MINING ASSOCIATION		1	0.3%
RWANDA MINING ASSOCIATION (PSF		1	0.3%
RWANDA SECURITY INDUSTRY ASSOC		1	0.3%
RWANDA TRANSPORT ASSOCIATION		1	0.3%
RWASHOSCCO		2	0.6%
RWASHOSCO		2	0.6%
SECTEUR PRIVE		1	0.3%
SECTEUR PRIVE(PSF)		1	0.3%
SNCN		1	0.3%



# H020: Name that organisation/association

Value	Label	Cases	Percentage
SOCIETE CIVIL		1	0.3%
SOCIETE CIVILE		1	0.3%
SOPHAR		2	0.6%
SYNDICAT		1	0.3%
SYNDICAT DU PERSONNEL SANTE		1	0.3%
SYNDICAT Y'ABAKOZI BA LETA		1	0.3%
TUBAKUNDE (MIGEPROF)		1	0.3%
TWUBAKANE		1	0.3%
UMUSHUMBA MWIZA		1	0.3%
UNION BUMBOGO KOFI		1	0.3%
UNION DE COOPERAT RWANDA-ARTS		1	0.3%
UNION DES COOPERATIVES DUKORE		1	0.3%
UNION DES SACCO/NGORORERO		1	0.3%
UNION SACCO		1	0.3%
URUGAGA RW'ABA VOCAT		1	0.3%
URUGAGA RW'ABACURUZ		1	0.3%
URUGAGA RW'ABAFOROM		1	0.3%
URUGAGA RW'ABAGANGA		2	0.6%
URUGAGA RW'ABIKORER/		2	0.6%
URUGAGA RW'ABIKORER/ KU GITI C		1	0.3%
URUGAGA RW'MATORERC		1	0.3%
URUGAGA RWABAMUGAY		1	0.3%
URUGAGA RWABUBATSI MU RWANDA		1	0.3%
URUREMBO RWA KIGALI		1	0.3%
adarwa		2	0.6%

<b># H020: Name that organisation/association</b>			
Value	Label	Cases	Percentage
association des pharmacies au		1	0.3%
association rwandise de muslma		1	0.3%
cooperative aparwa		1	0.3%
ordre des evaluateur agree		1	0.3%
psf		1	0.3%
rda cooperative agency		1	0.3%
<i>Warning: these figures indicate the number of cases found in the data file. They cannot be interpreted as summary statistics of the population of interest.</i>			
<b># H030: Received any cooperation from the organization?</b>			
<b>Information</b>	[Type= discrete] [Format=numeric] [Range= 1-99] [Missing=*]		
<b>Statistics [NW/ W]</b>	[Valid=383 /-] [Invalid=1213 /-]		
Value	Label	Cases	Percentage
1	Yes	83	21.7%
2	No	299	78.1%
99	Not specified	1	0.3%
Sysmiss		1213	
<i>Warning: these figures indicate the number of cases found in the data file. They cannot be interpreted as summary statistics of the population of interest.</i>			
<b># H060: Affiliated to an other organisation?</b>			
<b>Information</b>	[Type= discrete] [Format=numeric] [Range= 1-9] [Missing=*]		
<b>Statistics [NW/ W]</b>	[Valid=383 /-] [Invalid=1213 /-]		
Value	Label	Cases	Percentage
1	Yes	42	11.0%
2	No	340	88.8%
9	Not specified	1	0.3%
Sysmiss		1213	
<i>Warning: these figures indicate the number of cases found in the data file. They cannot be interpreted as summary statistics of the population of interest.</i>			
<b># Chal_f: Challenges filter</b>			
<b>Information</b>	[Type= discrete] [Format=numeric] [Range= 1-9] [Missing=*]		
<b>Statistics [NW/ W]</b>	[Valid=1442 /-] [Invalid=154 /-]		
Value	Label	Cases	Percentage
1	Yes	1277	88.6%
2	No	161	11.2%
9	Not stated	4	0.3%
Sysmiss		154	
<i>Warning: these figures indicate the number of cases found in the data file. They cannot be interpreted as summary statistics of the population of interest.</i>			
<b># I010: Diff. affecting the operation of your establishment</b>			
<b>Information</b>	[Type= discrete] [Format=numeric] [Range= 1-99] [Missing=*]		
<b>Statistics [NW/ W]</b>	[Valid=1442 /-] [Invalid=154 /-]		

### # I010: Diff. affecting the operation of your establishment

Value	Label	Cases	Percentage
1	Lack of customers/marketing	318	22.1%
2	Non-payment of debts	151	10.5%
3	Access to finance	228	15.8%
4	Lack of management skills	32	2.2%
5	Lack of capital equipment	19	1.3%
6	Lack of skilled personnel	87	6.0%
7	High taxes and license fees	92	6.4%
8	Lack of raw materials/irregular supply	29	2.0%
9	Lack of space/land	54	3.7%
10	No new technology	38	2.6%
11	Difficulties with existing regulations, law ...	24	1.7%
12	Increased competition	32	2.2%
13	Access to energy	41	2.8%
14	Cost of energy	9	0.6%
15	Crime/safety	3	0.2%
16	Customs and trade regulations	4	0.3%
17	Poor transport system	11	0.8%
18	Transport cost	4	0.3%
19	Labour regulations	2	0.1%
20	High labour turnover	17	1.2%
21	Corruption	0	
22	HIV/AIDS	3	0.2%
23	Other (specify)	79	5.5%
24	No difficulties	161	11.2%
99	Not stated	4	0.3%
Sysmiss		154	

Warning: these figures indicate the number of cases found in the data file. They cannot be interpreted as summary statistics of the population of interest.

### # I010A: Diff. affecting the operation of your establishment

Value	Label	Cases	Percentage
1	Lack of customers/marketing	74	7.0%
2	Non-payment of debts	123	11.6%
3	Access to finance	128	12.1%
4	Lack of management skills	19	1.8%
5	Lack of capital equipment	38	3.6%
6	Lack of skilled personnel	104	9.8%
7	High taxes and license fees	113	10.7%
8	Lack of raw materials/irregular supply	80	7.6%
9	Lack of space/land	60	5.7%
10	No new technology	56	5.3%
11	Difficulties with existing regulations, law ...	17	1.6%
12	Increased competition	80	7.6%
13	Access to energy	37	3.5%

### # I010A: Diff. affecting the operation of your establishment

Value	Label	Cases	Percentage
14	Cost of energy	10	0.9%
15	Crime/safety	4	0.4%
16	Customs and trade regulations	5	0.5%
17	Poor transport system	16	1.5%
18	Transport cost	18	1.7%
19	Labour regulations	2	0.2%
20	High labour turnover	19	1.8%
21	Corruption	3	0.3%
22	HIV/AIDS	0	
23	Other (specify)	52	4.9%
24	No difficulties	0	
99	Not stated	0	
Sysmiss		538	

Warning: these figures indicate the number of cases found in the data file. They cannot be interpreted as summary statistics of the population of interest.

### # I010B: Diff. affecting the operation of your establishment

<b>Information</b>	[Type= discrete] [Format=numeric] [Range= 1-99] [Missing=*]
<b>Statistics [NW/ W]</b>	[Valid=642 /-] [Invalid=954 /-]

Value	Label	Cases	Percentage
1	Lack of customers/marketing	33	5.1%
2	Non-payment of debts	34	5.3%
3	Access to finance	76	11.8%
4	Lack of management skills	15	2.3%
5	Lack of capital equipment	13	2.0%
6	Lack of skilled personnel	44	6.9%
7	High taxes and license fees	75	11.7%
8	Lack of raw materials/irregular supply	35	5.5%
9	Lack of space/land	40	6.2%
10	No new technology	49	7.6%
11	Difficulties with existing regulations, law ...	18	2.8%
12	Increased competition	51	7.9%
13	Access to energy	25	3.9%
14	Cost of energy	19	3.0%
15	Crime/safety	1	0.2%
16	Customs and trade regulations	8	1.2%
17	Poor transport system	15	2.3%
18	Transport cost	15	2.3%
19	Labour regulations	1	0.2%
20	High labour turnover	23	3.6%
21	Corruption	4	0.6%
22	HIV/AIDS	1	0.2%
23	Other (specify)	47	7.3%
24	No difficulties	0	
99	Not stated	0	
Sysmiss		954	

Warning: these figures indicate the number of cases found in the data file. They cannot be interpreted as summary statistics of the population of interest.

## # I010S: Other-Specify

**Information** [Type= discrete] [Format=character] [Missing=\*]

**Statistics [NW/ W]** [Valid=176 /-] [Invalid=0 /-]

Value	Label	Cases	Percentage
.		3	1.7%
0		1	0.6%
1		1	0.6%
16		1	0.6%
2		1	0.6%
ABABAGA BITEMEWE		1	0.6%
ABAKOZI BAFITE UMUHA		1	0.6%
ABAKOZI BAHORA BAGEN		1	0.6%
ABAKOZI BAKE		3	1.7%
ABIKORERA BADAHAGIJE		1	0.6%
ABKZI IKGO KIKISHYRA		1	0.6%
AHO BAKORERA HARAHEN		1	0.6%
AHO GUKORERA		1	0.6%
AHOGUKORER. HATANOZE		1	0.6%
AKAJAGARI MU BUCURUZ		1	0.6%
AMAMODOKA		1	0.6%
AMANDE AHANITSE		1	0.6%
AMAVARA AJYA MURI DI		1	0.6%
AMAZU ARAHENZE		1	0.6%
BAILLEUR DE FOND		1	0.6%
BANKI ZIRABAGORA		1	0.6%
BARI KURE Y'IVURIRO		1	0.6%
BUDGET CAPACITY INTE		1	0.6%
CARBURANT IRABURA		1	0.6%
CONTRAINTE		1	0.6%
DEPLACEMENT		1	0.6%
DEPLACEMENT MBI		1	0.6%

**# I010S: Other-Specify**

Value	Label	Cases	Percentage
DUKORERAMO		1	0.6%
EMPLACEMENT		1	0.6%
ENCLAVEMENT		1	0.6%
ENCLAVEMENT DE L'HOP		1	0.6%
ENCLAVEMENT YA C.S		1	0.6%
FRAUDE		1	0.6%
GAHUNDA ZA LETA		1	0.6%
GUFUNGA BUSINESS		1	0.6%
GUHA AGACIRO GACYE A		1	0.6%
GUHANGANA KU ISOKO		1	0.6%
GUHENDA KWA MATIERE		1	0.6%
GUKORA KWITUMANAH		1	0.6%
GUKORERA MU CYARO		1	0.6%
GUKORESHA INYUNGU		1	0.6%
GUTURA KURE		1	0.6%
IBIBAZO BYOROHEJE		1	0.6%
IBICIRO BIHANITSE		1	0.6%
IBICIRO BIRI HEJURU		1	0.6%
IBICIRO BIRIHASI CYA		1	0.6%
IBIKORESHO		1	0.6%
IBIKORESHO BIRASHAJE		1	0.6%
IBIRIBWA BIHENZE		1	0.6%
IBURA RYAFRS.TWAG		1	0.6%
IBYANGOMBW.		1	0.6%
ICYARO,IMIHA		1	0.6%
IGICIRO KIRAHINDUKA		1	0.6%
IGIHE		1	0.6%
IHINDAGURIKA ABAKOZI		1	0.6%
IHINDAGURIKA IBICIRO		1	0.6%

# I010S: Other-Specify

Value	Label	Cases	Percentage
IHINDAGURIKA RYA SYS		1	0.6%
IKIBAZO CY'UBUKUNGU		1	0.6%
IKIGO GISHYA		1	0.6%
IKIMENYANE MU MASOKO		1	0.6%
IKIZERE CY'ABACLIENT		1	0.6%
IMICINGIRE YARI MIBI		1	0.6%
IMISORO IHANITSE		1	0.6%
IMITERERE Y'AGACE		1	0.6%
IMITERERE YAHU BAKOR		1	0.6%
IMYUMVIRE IRI HASI		1	0.6%
IMYUMVIRE IRIHASI		1	0.6%
IMYUMVIRE Y'ABANYAMU		1	0.6%
IMYUMVIRE Y'ABATURAG		1	0.6%
INACCESSIBILI GEO		1	0.6%
INFRASTEUCTU		1	0.6%
INSTABILITE DU PERSO		1	0.6%
INSTABILITE YBAKOZI		1	0.6%
INSUFFISANCE DU PERS		1	0.6%
INTERET ZA BANQUE		1	0.6%
INYUBAKO IDAHAGIJE		1	0.6%
INYUNGU ZA BANK		1	0.6%
IYAYI KUGICIRO GITO		1	0.6%
IZAMUKA RYA CARBURAN		1	0.6%
KUBA ARI KURE BITUMA		1	0.6%
KUBA ARI LIMITEE		1	0.6%
KUBAKA UNE VERTABLE		1	0.6%
KUBURA ABAKOZI		1	0.6%

# I010S: Other-Specify

Value	Label	Cases	Percentage
KUBURA ABAKRISTO		1	0.6%
KUBURA AMAHIRWE		1	0.6%
KUBURA AMASHANYAR		1	0.6%
KUBURA CENTRE DE RES		1	0.6%
KUBURA INKWIJ		1	0.6%
KUBURA PARKING		1	0.6%
KUBURA UBUSHOBOZI		1	0.6%
KUBUZA GUCURUZA		1	0.6%
KUDAHUGUKIF IKORAN		1	0.6%
KUGWA KWAMASOKO		1	0.6%
KUNGUKA MAKE		1	0.6%
KURANGURA KURE		1	0.6%
KURE Y'UMUHANDA		3	1.7%
KUTABONE IBIKENERWA		1	0.6%
KUTAGIRA UMURIRO		1	0.6%
KUTEMERERW. AKAZI		1	0.6%
KUVUGURURA		1	0.6%
KWIBWA		1	0.6%
KWIMUKA KUBA KIRISTO		1	0.6%
KWISHYUZWA TVA BATAY		1	0.6%
KWIYITIRIRA IBIKORWA		1	0.6%
LA CONQUILANCE		1	0.6%
LACATION/ MILIEU MBI		1	0.6%
LACK OF INFRASTRUCTU		1	0.6%
LARALY IRI HASI CYAN		1	0.6%
LES MEMBRE COOPERATI		1	0.6%
LETA ITINDA KUBISHYU		1	0.6%



# I010S: Other-Specify

Value	Label	Cases	Percentage
LEVEL Y'ABATURAGE		1	0.6%
MACHINE BREAK DOWN		1	0.6%
MARKET STUDY BADLY		1	0.6%
MARKETING		1	0.6%
MILIEU ENCLAVE		1	0.6%
MILIEU TURIMO		1	0.6%
NI KURE Y'UMUHANDA		1	0.6%
NICYITORERO		1	0.6%
NO INTERNET CONNECTI		1	0.6%
NTA BINTU BACURUZA		1	0.6%
NTA INFRASCTUCTUF		1	0.6%
NTA LABORATOIRE		1	0.6%
NTA MUHANDA		1	0.6%
NTA NGWATE ITIMUKANW		1	0.6%
NTA PROMOTION		1	0.6%
NTA SERVICE BATANGA		1	0.6%
NTABINTU BACURUZA		2	1.1%
NTABONUKO ACUNGIKIGO		1	0.6%
NTIBIBAREBA		1	0.6%
NTIBIMUREBA		1	0.6%
OBLIGER PRODUCTS		1	0.6%
POOR COMPLIANCE		1	0.6%
PRICE		1	0.6%
REPARATION ZIHENZE		1	0.6%
SERV.TWAGOM GUTAN		1	0.6%
SITUATION GEOGRAPHIQ		1	0.6%
TO STEAL THE MINERAL		1	0.6%
TUBONYE AMAKURU		1	0.6%
TURNOVER		1	0.6%

### # I010S: Other-Specify

Value	Label	Cases	Percentage
UBUJURA		1	0.6%
UBUJURA BW'ABAKOZI		2	1.1%
UBUKENE		3	1.7%
UBUKENE BW'ABAKIRISU		1	0.6%
UBUKENE BW'ABAKRISTC		1	0.6%
UBUKODE BUHANISTE		1	0.6%
UBUKODE BUHANITSE		1	0.6%
UBUKODE BUHENZE		1	0.6%
UBUKODE BURAHENZE		1	0.6%
UBUKODE BWAHO GUKORE		1	0.6%
UBUKODE BWIYONGERA		1	0.6%
UBUKUNGU BUMEZENABI		1	0.6%
UBUPFAKAZI BUKABIJE		1	0.6%
UBURWAYI		1	0.6%
UBURYO AMASOKO ATANG		1	0.6%
UBUSHOBOZI BUCYE		1	0.6%
UBUSHOBOZI BUDAHAGIJ		1	0.6%
UBUSHOBOZI BUKE		1	0.6%
UMUSARURO NI MUKE		1	0.6%
UMUSARURO WA KAWA MU		1	0.6%
UMUTERANKU		1	0.6%
UMUTUNGO[AM		1	0.6%
UMWANDA HAFI YURUSEN		1	0.6%
URUSAKU		1	0.6%
adhension de mutuel		1	0.6%
grosiste et vendeur		1	0.6%
kubura ingombyi		1	0.6%

*Warning: these figures indicate the number of cases found in the data file. They cannot be interpreted as summary statistics of the population of interest.*

**# J010: Does your organization have a gender policy?****Information** [Type= discrete] [Format=numeric] [Range= 1-99] [Missing=\*]**Statistics [NW/ W]** [Valid=1596 /-] [Invalid=0 /-]

Value	Label	Cases	Percentage
1	Yes	1137	71.2%
2	No	450	28.2%
99	Not specified	9	0.6%

*Warning: these figures indicate the number of cases found in the data file. They cannot be interpreted as summary statistics of the population of interest.***# J020: Preferential treatment due to sex?****Information** [Type= discrete] [Format=numeric] [Range= 1-99] [Missing=\*]**Statistics [NW/ W]** [Valid=1596 /-] [Invalid=0 /-]

Value	Label	Cases	Percentage
1	Yes	143	9.0%
2	No	1444	90.5%
99	Not specified	9	0.6%

*Warning: these figures indicate the number of cases found in the data file. They cannot be interpreted as summary statistics of the population of interest.***# J030A: Quota of management positions for women****Information** [Type= discrete] [Format=numeric] [Range= 1-99] [Missing=\*]**Statistics [NW/ W]** [Valid=143 /-] [Invalid=1453 /-]

Value	Label	Cases	Percentage
1	Yes	50	35.0%
2	No	91	63.6%
99	Not specified	2	1.4%
Sysmiss		1453	

*Warning: these figures indicate the number of cases found in the data file. They cannot be interpreted as summary statistics of the population of interest.***# J030B: Overall quota for women****Information** [Type= discrete] [Format=numeric] [Range= 1-99] [Missing=\*]**Statistics [NW/ W]** [Valid=143 /-] [Invalid=1453 /-]

Value	Label	Cases	Percentage
1	Yes	61	42.7%
2	No	80	55.9%
99	Not specified	2	1.4%
Sysmiss		1453	

*Warning: these figures indicate the number of cases found in the data file. They cannot be interpreted as summary statistics of the population of interest.***# J030C: Preferential recruitment for women****Information** [Type= discrete] [Format=numeric] [Range= 1-99] [Missing=\*]**Statistics [NW/ W]** [Valid=143 /-] [Invalid=1453 /-]

Value	Label	Cases	Percentage
1	Yes	44	30.8%
2	No	97	67.8%
99	Not specified	2	1.4%
Sysmiss		1453	

*Warning: these figures indicate the number of cases found in the data file. They cannot be interpreted as summary statistics of the population of interest.*

<b># J030D: Preferential recruitment for men</b>			
<b>Information</b>	[Type= discrete] [Format=numeric] [Range= 1-99] [Missing=*]		
<b>Statistics [NW/ W]</b>	[Valid=143 /-] [Invalid=1453 /-]		
<b>Value</b>	<b>Label</b>	<b>Cases</b>	<b>Percentage</b>
1	Yes	41	28.7%
2	No	100	69.9%
99	Not specified	2	1.4%
Sysmiss		1453	
<i>Warning: these figures indicate the number of cases found in the data file. They cannot be interpreted as summary statistics of the population of interest.</i>			
<b># J030E: Maternity leave</b>			
<b>Information</b>	[Type= discrete] [Format=numeric] [Range= 1-99] [Missing=*]		
<b>Statistics [NW/ W]</b>	[Valid=143 /-] [Invalid=1453 /-]		
<b>Value</b>	<b>Label</b>	<b>Cases</b>	<b>Percentage</b>
1	Yes	98	68.5%
2	No	43	30.1%
99	Not specified	2	1.4%
Sysmiss		1453	
<i>Warning: these figures indicate the number of cases found in the data file. They cannot be interpreted as summary statistics of the population of interest.</i>			
<b># J030F: Differential retirement age</b>			
<b>Information</b>	[Type= discrete] [Format=numeric] [Range= 1-99] [Missing=*]		
<b>Statistics [NW/ W]</b>	[Valid=143 /-] [Invalid=1453 /-]		
<b>Value</b>	<b>Label</b>	<b>Cases</b>	<b>Percentage</b>
1	Yes	31	21.7%
2	No	110	76.9%
99	Not specified	2	1.4%
Sysmiss		1453	
<i>Warning: these figures indicate the number of cases found in the data file. They cannot be interpreted as summary statistics of the population of interest.</i>			
<b># J030G: Preferential payment</b>			
<b>Information</b>	[Type= discrete] [Format=numeric] [Range= 1-99] [Missing=*]		
<b>Statistics [NW/ W]</b>	[Valid=143 /-] [Invalid=1453 /-]		
<b>Value</b>	<b>Label</b>	<b>Cases</b>	<b>Percentage</b>
1	Yes	14	9.8%
2	No	127	88.8%
99	Not specified	2	1.4%
Sysmiss		1453	
<i>Warning: these figures indicate the number of cases found in the data file. They cannot be interpreted as summary statistics of the population of interest.</i>			
<b># J030H: Others</b>			
<b>Information</b>	[Type= discrete] [Format=numeric] [Range= 1-99] [Missing=*]		
<b>Statistics [NW/ W]</b>	[Valid=143 /-] [Invalid=1453 /-]		
<b>Value</b>	<b>Label</b>	<b>Cases</b>	<b>Percentage</b>
1	Yes	5	3.5%
2	No	136	95.1%
99	Not specified	2	1.4%
Sysmiss		1453	

<b># J030H: Others</b>			
<i>Warning: these figures indicate the number of cases found in the data file. They cannot be interpreted as summary statistics of the population of interest.</i>			
<b># J030S: Others (specify)</b>			
<b>Information</b>		[Type= discrete] [Format=character] [Missing=*]	
<b>Statistics [NW/ W]</b>		[Valid=4 /-] [Invalid=0 /-]	
Value	Label	Cases	Percentage
BITEWE N'AKAZI		1	25.0%
GUTANGA AKAZI		1	25.0%
GUTANGA IMYANYA		1	25.0%
UMUKURU W'TORE		1	25.0%
<i>Warning: these figures indicate the number of cases found in the data file. They cannot be interpreted as summary statistics of the population of interest.</i>			
<b># K010: Do you have an HIV and AIDS workplace policy in place?</b>			
<b>Information</b>		[Type= discrete] [Format=numeric] [Range= 1-99] [Missing=*]	
<b>Statistics [NW/ W]</b>		[Valid=1596 /-] [Invalid=0 /-]	
Value	Label	Cases	Percentage
1	Yes	946	59.3%
2	No	640	40.1%
99	Not specified	10	0.6%
<i>Warning: these figures indicate the number of cases found in the data file. They cannot be interpreted as summary statistics of the population of interest.</i>			
<b># K020: VCT services</b>			
<b>Information</b>		[Type= discrete] [Format=numeric] [Range= 1-99] [Missing=*]	
<b>Statistics [NW/ W]</b>		[Valid=946 /-] [Invalid=650 /-]	
Value	Label	Cases	Percentage
1	Yes	915	96.7%
2	No	30	3.2%
99	Not specified	1	0.1%
Sysmiss		650	
<i>Warning: these figures indicate the number of cases found in the data file. They cannot be interpreted as summary statistics of the population of interest.</i>			
<b># K020A: Free ARVs for workers who are HIV+</b>			
<b>Information</b>		[Type= discrete] [Format=numeric] [Range= 1-99] [Missing=*]	
<b>Statistics [NW/ W]</b>		[Valid=946 /-] [Invalid=650 /-]	
Value	Label	Cases	Percentage
1	Yes	256	27.1%
2	No	689	72.8%
99	Not specified	1	0.1%
Sysmiss		650	
<i>Warning: these figures indicate the number of cases found in the data file. They cannot be interpreted as summary statistics of the population of interest.</i>			
<b># K020B: Free condom distribution for workers</b>			
<b>Information</b>		[Type= discrete] [Format=numeric] [Range= 1-99] [Missing=*]	
<b>Statistics [NW/ W]</b>		[Valid=946 /-] [Invalid=650 /-]	

**# K020B: Free condom distribution for workers**

Value	Label	Cases	Percentage
1	Yes	401	42.4%
2	No	544	57.5%
99	Not specified	1	0.1%
Sysmiss		650	

Warning: these figures indicate the number of cases found in the data file. They cannot be interpreted as summary statistics of the population of interest.

**# K020C: Free food rations for workers who are HIV+**

<b>Information</b>	[Type= discrete] [Format=numeric] [Range= 1-99] [Missing=*]
<b>Statistics [NW/ W]</b>	[Valid=946 /-] [Invalid=650 /-]

Value	Label	Cases	Percentage
1	Yes	147	15.5%
2	No	798	84.4%
99	Not specified	1	0.1%
Sysmiss		650	

Warning: these figures indicate the number of cases found in the data file. They cannot be interpreted as summary statistics of the population of interest.

**# K020D: Workers' rights**

<b>Information</b>	[Type= discrete] [Format=numeric] [Range= 1-99] [Missing=*]
<b>Statistics [NW/ W]</b>	[Valid=946 /-] [Invalid=650 /-]

Value	Label	Cases	Percentage
1	Yes	753	79.6%
2	No	192	20.3%
99	Not specified	1	0.1%
Sysmiss		650	

Warning: these figures indicate the number of cases found in the data file. They cannot be interpreted as summary statistics of the population of interest.

**# K020E: Others (specify)**

<b>Information</b>	[Type= discrete] [Format=numeric] [Range= 1-99] [Missing=*]
<b>Statistics [NW/ W]</b>	[Valid=946 /-] [Invalid=650 /-]

Value	Label	Cases	Percentage
1	Yes	45	4.8%
2	No	899	95.0%
99	Not specified	2	0.2%
Sysmiss		650	

Warning: these figures indicate the number of cases found in the data file. They cannot be interpreted as summary statistics of the population of interest.

**# K020S: Other Specify**

<b>Information</b>	[Type= discrete] [Format=character] [Missing=*]
<b>Statistics [NW/ W]</b>	[Valid=42 /-] [Invalid=0 /-]

Value	Label	Cases	Percentage
2		1	2.4%
AMAHUGURWA KU BIJANYE NA SIDA		1	2.4%
AMASHYIRAH YO KERWANYA SID		1	2.4%

# K020S: Other Specify

Value	Label	Cases	Percentage
BAJYA KURI CENTRE DE SANTE		1	2.4%
BARAKOTIZA KWITA MU BANA UBWAN		1	2.4%
BIVUZA KURI INSURANCE		1	2.4%
CDLS		1	2.4%
CIRCONCISION KU BAGABO		1	2.4%
CLUB ANT- SIDA		1	2.4%
CLUB ANTI- SIDA		1	2.4%
EQUIPEMENT DE PROTECTION		1	2.4%
FOLLOW UP AND POST EXPOSURE		1	2.4%
GUKANGURIRA ABAYOBOZI KWIFATA		1	2.4%
GUKURIKIRAN, ABARWAYI		1	2.4%
GUPIMISHA ABAKOZI BURI 3MOIS		1	2.4%
GUSUZUMA KU BUNTU		1	2.4%
GUTANGA INAMA NO GUPIMA ABABIS		1	2.4%
IBIGANIRO		1	2.4%
IKIRUHUHUKO MU GIHE GIKENEWE		1	2.4%
KOROHEREZW, AKAZI		1	2.4%
KUBA HAFI		1	2.4%
KUBAFASHA,KI MUTUELLE		1	2.4%
KUBAHA IBIRIBWA		1	2.4%
KUBAHA IKORESHO BIBARINDA		1	2.4%
KUBASURA TUKABAHA UBUJYANAMA		1	2.4%
KUGABURIRA ABANA N'ABABYEYI		1	2.4%

<b># K020S: Other Specify</b>			
<b>Value</b>	<b>Label</b>	<b>Cases</b>	<b>Percentage</b>
KUGIRA INAMA MU KWIRINDA SIDA		1	2.4%
KUGIRA INAMA UTITWAYE NEZA		1	2.4%
KWIGA UBUBI BWO KWIYANDARIK		1	2.4%
KWIRINDA GUKORESHA URWEMBE KUB		1	2.4%
KWIRINDA KOBAGIRA IBIBAZO		1	2.4%
KWIRINDA SIDA		2	4.8%
KWISHYURIRA IMFUBYI ZA SIDA		1	2.4%
MESURES PREVENTIVES		1	2.4%
MUTUELLE DE SANTE		1	2.4%
PMTCT		2	4.8%
PREVENTION DE LA TRANSMISSION		1	2.4%
TWIRUKANA KUKAZI UWITWARANA		1	2.4%
UBUKANGURA		1	2.4%
gupima abagore batwite		1	2.4%
<i>Warning: these figures indicate the number of cases found in the data file. They cannot be interpreted as summary statistics of the population of interest.</i>			
<b># L010: L010 Has your institution introduced ICT use?</b>			
<b>Information</b>	[Type= discrete] [Format=numeric] [Range= 1-2] [Missing=*]		
<b>Statistics [NW/ W]</b>	[Valid=1596 /-] [Invalid=0 /-]		
<b>Value</b>	<b>Label</b>	<b>Cases</b>	<b>Percentage</b>
1	Yes	1029	64.5%
2	No	567	35.5%
<i>Warning: these figures indicate the number of cases found in the data file. They cannot be interpreted as summary statistics of the population of interest.</i>			
<b># L020: Production</b>			
<b>Information</b>	[Type= discrete] [Format=numeric] [Range= 1-99] [Missing=*]		
<b>Statistics [NW/ W]</b>	[Valid=1029 /-] [Invalid=567 /-]		
<b>Value</b>	<b>Label</b>	<b>Cases</b>	<b>Percentage</b>
1	Yes	907	88.1%
2	No	121	11.8%



<b># L020: Production</b>			
Value	Label	Cases	Percentage
99		1	0.1%
Sysmiss		567	
<i>Warning: these figures indicate the number of cases found in the data file. They cannot be interpreted as summary statistics of the population of interest.</i>			
<b># L020A: Marketing</b>			
<b>Information</b>	[Type= discrete] [Format=numeric] [Range= 1-99] [Missing=*]		
<b>Statistics [NW/ W]</b>	[Valid=1029 /-] [Invalid=567 /-]		
Value	Label	Cases	Percentage
1	Yes	430	41.8%
2	No	598	58.1%
99		1	0.1%
Sysmiss		567	
<i>Warning: these figures indicate the number of cases found in the data file. They cannot be interpreted as summary statistics of the population of interest.</i>			
<b># L020B: Human resource management</b>			
<b>Information</b>	[Type= discrete] [Format=numeric] [Range= 1-99] [Missing=*]		
<b>Statistics [NW/ W]</b>	[Valid=1029 /-] [Invalid=567 /-]		
Value	Label	Cases	Percentage
1	Yes	536	52.1%
2	No	492	47.8%
99		1	0.1%
Sysmiss		567	
<i>Warning: these figures indicate the number of cases found in the data file. They cannot be interpreted as summary statistics of the population of interest.</i>			
<b># L020C: Communication</b>			
<b>Information</b>	[Type= discrete] [Format=numeric] [Range= 1-99] [Missing=*]		
<b>Statistics [NW/ W]</b>	[Valid=1029 /-] [Invalid=567 /-]		
Value	Label	Cases	Percentage
1	Yes	765	74.3%
2	No	263	25.6%
99		1	0.1%
Sysmiss		567	
<i>Warning: these figures indicate the number of cases found in the data file. They cannot be interpreted as summary statistics of the population of interest.</i>			
<b># L020D: Records management</b>			
<b>Information</b>	[Type= discrete] [Format=numeric] [Range= 1-99] [Missing=*]		
<b>Statistics [NW/ W]</b>	[Valid=1029 /-] [Invalid=567 /-]		
Value	Label	Cases	Percentage
1	Yes	997	96.9%
2	No	31	3.0%
99		1	0.1%
Sysmiss		567	
<i>Warning: these figures indicate the number of cases found in the data file. They cannot be interpreted as summary statistics of the population of interest.</i>			
<b># L020E: Accounting/Finance/Planning/Budgeting</b>			
<b>Information</b>	[Type= discrete] [Format=numeric] [Range= 1-99] [Missing=*]		
<b>Statistics [NW/ W]</b>	[Valid=1029 /-] [Invalid=567 /-]		

**# L020E: Accounting/Finance/Planning/Budgeting**

Value	Label	Cases	Percentage
1	Yes	971	94.4%
2	No	57	5.5%
99		1	0.1%
Sysmiss		567	

Warning: these figures indicate the number of cases found in the data file. They cannot be interpreted as summary statistics of the population of interest.

**# L020F: Employment**

<b>Information</b>	[Type= discrete] [Format=numeric] [Range= 1-99] [Missing=*]
<b>Statistics [NW/ W]</b>	[Valid=1029 /-] [Invalid=567 /-]

Value	Label	Cases	Percentage
1	Yes	264	25.7%
2	No	764	74.2%
99		1	0.1%
Sysmiss		567	

Warning: these figures indicate the number of cases found in the data file. They cannot be interpreted as summary statistics of the population of interest.

**# L020G: Others**

<b>Information</b>	[Type= discrete] [Format=numeric] [Range= 1-99] [Missing=*]
<b>Statistics [NW/ W]</b>	[Valid=1029 /-] [Invalid=567 /-]

Value	Label	Cases	Percentage
1	Yes	45	4.4%
2	No	982	95.4%
99		2	0.2%
Sysmiss		567	

Warning: these figures indicate the number of cases found in the data file. They cannot be interpreted as summary statistics of the population of interest.

**# L020S: Others (specify)**

<b>Information</b>	[Type= discrete] [Format=character] [Missing=*]
<b>Statistics [NW/ W]</b>	[Valid=27 /-] [Invalid=0 /-]

Value	Label	Cases	Percentage
CAMERA&ALAS SYSTEM		1	3.7%
GESTION YA COMPANY		1	3.7%
GUCUNGA IBIKORESHO		1	3.7%
GUCUNGA IBIKORESHO B		1	3.7%
GUCUNGA UMUTEKANO		1	3.7%
GUTANGA AMASOKO		1	3.7%
GUTEGWA AMASOMO		1	3.7%
KWIGISHA IKORANABUHA		1	3.7%
KWIMENYEKA HANZ		1	3.7%

### # L020S: Others (specify)

Value	Label	Cases	Percentage
LOGITIQUE		1	3.7%
MEDECINE		1	3.7%
MEDICAL RECORD		1	3.7%
MU MUZIKI,RAPPOI		1	3.7%
PLANS OF HOUSE BUILD		1	3.7%
RAPORT		1	3.7%
RAPPORT		2	7.4%
RAPPORT RECHERCHE		1	3.7%
RAPPORT,RECH		1	3.7%
RAPPORTS		2	7.4%
RAPPORTS RECHERCHE		1	3.7%
RECHERCHE		1	3.7%
RESEARCH		1	3.7%
SECURITE MURI BUREAU		1	3.7%
SKYPE		1	3.7%
UMUTEKANO		1	3.7%

Warning: these figures indicate the number of cases found in the data file. They cannot be interpreted as summary statistics of the population of interest.

### # L030: Production

<b>Information</b>	[Type= discrete] [Format=numeric] [Range= 1-99] [Missing=*]
<b>Statistics [NW/ W]</b>	[Valid=1029 /-] [Invalid=567 /-]

Value	Label	Cases	Percentage
1	Increased/improved	905	87.9%
2	Decreased/worsened	7	0.7%
3	No effect	7	0.7%
4	Not applicable	106	10.3%
99	Not specified	4	0.4%
Sysmiss		567	

Warning: these figures indicate the number of cases found in the data file. They cannot be interpreted as summary statistics of the population of interest.

### # L030A: Marketing

<b>Information</b>	[Type= discrete] [Format=numeric] [Range= 1-99] [Missing=*]
<b>Statistics [NW/ W]</b>	[Valid=1029 /-] [Invalid=567 /-]

Value	Label	Cases	Percentage
1	Increased/improved	420	40.8%
2	Decreased/worsened	15	1.5%
3	No effect	25	2.4%
4	Not applicable	560	54.4%
99	Not specified	9	0.9%
Sysmiss		567	

Warning: these figures indicate the number of cases found in the data file. They cannot be interpreted as summary statistics of the population of interest.

<b># L030B: Human resource management</b>			
<b>Information</b>		[Type= discrete] [Format=numeric] [Range= 1-99] [Missing=*]	
<b>Statistics [NW/ W]</b>		[Valid=1029 /-] [Invalid=567 /-]	
<b>Value</b>	<b>Label</b>	<b>Cases</b>	<b>Percentage</b>
1	Increased/improved	529	51.4%
2	Decreased/worsened	15	1.5%
3	No effect	21	2.0%
4	Not applicable	457	44.4%
99	Not specified	7	0.7%
Sysmiss		567	
<i>Warning: these figures indicate the number of cases found in the data file. They cannot be interpreted as summary statistics of the population of interest.</i>			
<b># L030C: Communication</b>			
<b>Information</b>		[Type= discrete] [Format=numeric] [Range= 1-99] [Missing=*]	
<b>Statistics [NW/ W]</b>		[Valid=1029 /-] [Invalid=567 /-]	
<b>Value</b>	<b>Label</b>	<b>Cases</b>	<b>Percentage</b>
1	Increased/improved	762	74.1%
2	Decreased/worsened	9	0.9%
3	No effect	19	1.8%
4	Not applicable	234	22.7%
99	Not specified	5	0.5%
Sysmiss		567	
<i>Warning: these figures indicate the number of cases found in the data file. They cannot be interpreted as summary statistics of the population of interest.</i>			
<b># L030D: Records management</b>			
<b>Information</b>		[Type= discrete] [Format=numeric] [Range= 1-99] [Missing=*]	
<b>Statistics [NW/ W]</b>		[Valid=1029 /-] [Invalid=567 /-]	
<b>Value</b>	<b>Label</b>	<b>Cases</b>	<b>Percentage</b>
1	Increased/improved	989	96.1%
2	Decreased/worsened	5	0.5%
3	No effect	6	0.6%
4	Not applicable	26	2.5%
99	Not specified	3	0.3%
Sysmiss		567	
<i>Warning: these figures indicate the number of cases found in the data file. They cannot be interpreted as summary statistics of the population of interest.</i>			
<b># L030E: Accounting/Finance/Planning/Budgeting</b>			
<b>Information</b>		[Type= discrete] [Format=numeric] [Range= 1-99] [Missing=*]	
<b>Statistics [NW/ W]</b>		[Valid=1029 /-] [Invalid=567 /-]	
<b>Value</b>	<b>Label</b>	<b>Cases</b>	<b>Percentage</b>
1	Increased/improved	964	93.7%
2	Decreased/worsened	3	0.3%
3	No effect	7	0.7%
4	Not applicable	51	5.0%
99	Not specified	4	0.4%
Sysmiss		567	
<i>Warning: these figures indicate the number of cases found in the data file. They cannot be interpreted as summary statistics of the population of interest.</i>			

<b># L030F: Employment</b>			
<b>Information</b>		[Type= discrete] [Format=numeric] [Range= 1-99] [Missing=*]	
<b>Statistics [NW/ W]</b>		[Valid=1029 /-] [Invalid=567 /-]	
<b>Value</b>	<b>Label</b>	<b>Cases</b>	<b>Percentage</b>
1	Increased/improved	276	26.8%
2	Decreased/worsened	23	2.2%
3	No effect	23	2.2%
4	Not applicable	695	67.5%
99	Not specified	12	1.2%
Sysmiss		567	
<i>Warning: these figures indicate the number of cases found in the data file. They cannot be interpreted as summary statistics of the population of interest.</i>			
<b># L030G: Others</b>			
<b>Information</b>		[Type= discrete] [Format=numeric] [Range= 1-99] [Missing=*]	
<b>Statistics [NW/ W]</b>		[Valid=1029 /-] [Invalid=567 /-]	
<b>Value</b>	<b>Label</b>	<b>Cases</b>	<b>Percentage</b>
1	Increased/improved	52	5.1%
2	Decreased/worsened	65	6.3%
3	No effect	25	2.4%
4	Not applicable	876	85.1%
99	Not specified	11	1.1%
Sysmiss		567	
<i>Warning: these figures indicate the number of cases found in the data file. They cannot be interpreted as summary statistics of the population of interest.</i>			
<b># L030S: Others (specify)</b>			
<b>Information</b>		[Type= discrete] [Format=character] [Missing=*]	
<b>Statistics [NW/ W]</b>		[Valid=3 /-] [Invalid=0 /-]	
<b>Value</b>	<b>Label</b>	<b>Cases</b>	<b>Percentage</b>
MORE PLANS OF BUILDI		1	33.3%
RESEARCH		1	33.3%
USING CAMERA&ALA		1	33.3%
<i>Warning: these figures indicate the number of cases found in the data file. They cannot be interpreted as summary statistics of the population of interest.</i>			
<b># L040: Challenges with regard to the use of ICT?</b>			
<b>Information</b>		[Type= discrete] [Format=numeric] [Range= 1-99] [Missing=*]	
<b>Statistics [NW/ W]</b>		[Valid=1029 /-] [Invalid=567 /-]	
<b>Value</b>	<b>Label</b>	<b>Cases</b>	<b>Percentage</b>
1	Lack of skilled employees	307	29.8%
2	Lack of skilled outside IT support	59	5.7%
3	Lack of skilled trainers	32	3.1%
4	Insufficient / unreliable connectivity	211	20.5%
5	Unreliable electricity	75	7.3%
6	Costs of equipment	80	7.8%
7	Availability of equipment	52	5.1%
8	Others (specify)	18	1.7%
9	No challenge	186	18.1%

### # L040: Challenges with regard to the use of ICT?

Value	Label	Cases	Percentage
99	Not specified	9	0.9%
Sysmiss		567	

Warning: these figures indicate the number of cases found in the data file. They cannot be interpreted as summary statistics of the population of interest.

### # L040A: Challenges with regard to the use of ICT?

<b>Information</b>	[Type= discrete] [Format=numeric] [Range= 1-9] [Missing=*]
<b>Statistics [NW/ W]</b>	[Valid=619 /-] [Invalid=977 /-]

Value	Label	Cases	Percentage
1	Lack of skilled employees	76	12.3%
2	Lack of skilled outside IT support	63	10.2%
3	Lack of skilled trainers	64	10.3%
4	Insufficient / unreliable connectivity	109	17.6%
5	Unreliable electricity	67	10.8%
6	Costs of equipment	126	20.4%
7	Availability of equipment	97	15.7%
8	Others (specify)	6	1.0%
9	No challenge	11	1.8%
Sysmiss		977	

Warning: these figures indicate the number of cases found in the data file. They cannot be interpreted as summary statistics of the population of interest.

### # L040B: Challenges with regard to the use of ICT?

<b>Information</b>	[Type= discrete] [Format=numeric] [Range= 1-9] [Missing=*]
<b>Statistics [NW/ W]</b>	[Valid=337 /-] [Invalid=1259 /-]

Value	Label	Cases	Percentage
1	Lack of skilled employees	35	10.4%
2	Lack of skilled outside IT support	28	8.3%
3	Lack of skilled trainers	39	11.6%
4	Insufficient / unreliable connectivity	51	15.1%
5	Unreliable electricity	32	9.5%
6	Costs of equipment	66	19.6%
7	Availability of equipment	64	19.0%
8	Others (specify)	8	2.4%
9	No challenge	14	4.2%
Sysmiss		1259	

Warning: these figures indicate the number of cases found in the data file. They cannot be interpreted as summary statistics of the population of interest.

### # L040S: Other-Specify

<b>Information</b>	[Type= discrete] [Format=character] [Missing=*]
<b>Statistics [NW/ W]</b>	[Valid=29 /-] [Invalid=0 /-]

Value	Label	Cases	Percentage
3		1	3.4%
9		1	3.4%
CONNECTION		1	3.4%
CONNECTION IDAHAGIJE		1	3.4%
HIGH IMPORT TAXES		1	3.4%

# L040S: Other-Specify

Value	Label	Cases	Percentage
IHINDAGURIKA RYIHUSE		1	3.4%
IKIBAZO CYA IDAHAGIJ		1	3.4%
IKIGUZI KIRI HEJURU		2	6.9%
INSTABILITE		1	3.4%
INYUBAKO NTIZIHAGIJE		1	3.4%
INYUBAKO ZITANDUKANY		1	3.4%
KUBURA CONNECTION		1	3.4%
KUBURA UMUKOZI UBISH		1	3.4%
KUBURA UMUTECHNICII		1	3.4%
KUMENYA APPLIC.NSHYA		1	3.4%
MEGBYTE ZIRAHENZE		1	3.4%
NETWOK NKEYA		1	3.4%
NETWORK NKEYA		1	3.4%
NTAHANDI WAKURA DOCU		1	3.4%
NTAZO		1	3.4%
RAISON YA INTERNET		1	3.4%
RESEAU		2	6.9%
TUBURA NETWORK		1	3.4%
UBUMENYI BUCYE KURI		1	3.4%
UBUSHOBOZI BUCYE		1	3.4%
ibikoresho bihagije		1	3.4%
kubura kwa connectio		1	3.4%

*Warning: these figures indicate the number of cases found in the data file. They cannot be interpreted as summary statistics of the population of interest.*

## File : Informal\_employee

### # IDA: SAMPLE CODE

**Information** [Type= continuous] [Format=numeric] [Range= 11002700-57011700] [Missing=\*]

**Statistics [NW/ W]** [Valid=4012 /-] [Invalid=0 /-] [Mean=31826224.701 /-] [StdDev=15186093.729 /-]

### # ID1: PROVINCE / KIGALI CITY

**Information** [Type= discrete] [Format=numeric] [Range= 1-5] [Missing=\*]

**Statistics [NW/ W]** [Valid=4012 /-] [Invalid=0 /-]

Value	Label	Cases	Percentage
1	Kigali city	1039	25.9%
2	Southern Province	747	18.6%
3	Western Province	650	16.2%
4	Northern Province	905	22.6%
5	Eastern Province	671	16.7%

*Warning: these figures indicate the number of cases found in the data file. They cannot be interpreted as summary statistics of the population of interest.*

### # ID3: SECTOR

**Information** [Type= discrete] [Format=numeric] [Range= 1-21] [Missing=\*]

**Statistics [NW/ W]** [Valid=4012 /-] [Invalid=0 /-] [Mean=7.346 /-] [StdDev=4.145 /-]

Value	Label	Cases	Percentage
1		278	6.9%
2		281	7.0%
3		201	5.0%
4		437	10.9%
5		303	7.6%
6		369	9.2%
7		267	6.7%
8		328	8.2%
9		362	9.0%
10		320	8.0%
11		131	3.3%
12		191	4.8%
13		214	5.3%
14		166	4.1%
15		26	0.6%
16		58	1.4%
17		29	0.7%
18		29	0.7%
19		13	0.3%
20		5	0.1%
21		4	0.1%

*Warning: these figures indicate the number of cases found in the data file. They cannot be interpreted as summary statistics of the population of interest.*

### # ID4: CELL

**Information** [Type= continuous] [Format=numeric] [Range= 0-30] [Missing=\*]

**Statistics [NW/ W]** [Valid=4012 /-] [Invalid=0 /-] [Mean=3.018 /-] [StdDev=1.752 /-]



## File : Informal\_employee

### # ID5: VILLAGE

**Information** [Type= continuous] [Format=numeric] [Range= 0-60] [Missing=\*]

**Statistics [NW/ W]** [Valid=4012 /-] [Invalid=0 /-] [Mean=4.825 /-] [StdDev=3.345 /-]

### # ID9: Fiche Number

**Information** [Type= continuous] [Format=numeric] [Range= 0-301] [Missing=\*]

**Statistics [NW/ W]** [Valid=4012 /-] [Invalid=0 /-] [Mean=4.321 /-] [StdDev=9.542 /-]

### # ID10: Zone Number

**Information** [Type= continuous] [Format=numeric] [Range= 0-80] [Missing=\*]

**Statistics [NW/ W]** [Valid=4012 /-] [Invalid=0 /-] [Mean=6.815 /-] [StdDev=4.632 /-]

### # ID2: DISTRICT

**Information** [Type= discrete] [Format=numeric] [Range= 1-8] [Missing=\*]

**Statistics [NW/ W]** [Valid=4012 /-] [Invalid=0 /-] [Mean=3.246 /-] [StdDev=1.879 /-]

Value	Label	Cases	Percentage
1		762	19.0%
2		939	23.4%
3		848	21.1%
4		501	12.5%
5		361	9.0%
6		224	5.6%
7		329	8.2%
8		48	1.2%

*Warning: these figures indicate the number of cases found in the data file. They cannot be interpreted as summary statistics of the population of interest.*

### # P1: Province Name

**Information** [Type= discrete] [Format=character] [Missing=\*]

**Statistics [NW/ W]** [Valid=4012 /-] [Invalid=0 /-]

Value	Label	Cases	Percentage
MVK		1040	25.9%
PROV.EST		660	16.5%
PROV.ESTD		11	0.3%
PROV.NORD		905	22.6%
PROV.OUEST		650	16.2%
PROV.SUD		746	18.6%

*Warning: these figures indicate the number of cases found in the data file. They cannot be interpreted as summary statistics of the population of interest.*

### # P2: District Name

**Information** [Type= discrete] [Format=character] [Missing=\*]

**Statistics [NW/ W]** [Valid=4012 /-] [Invalid=0 /-]

Value	Label	Cases	Percentage
BUGESERA		129	3.2%
BURERA		172	4.3%
GAKENKE		130	3.2%
GASABO		433	10.8%
GATSIBO		99	2.5%

## File : Informal\_employee

### # P2: District Name

Value	Label	Cases	Percentage
GICUMBI		151	3.8%
GISAGARA		219	5.5%
HUYE		152	3.8%
KAMONYI		48	1.2%
KARONGI		40	1.0%
KAYONZA		82	2.0%
KICUKIRO		240	6.0%
KIREHE		81	2.0%
MUHANGA		47	1.2%
MUSANZE		311	7.8%
NGOMA		77	1.9%
NGORORERO		63	1.6%
NYABIHU		95	2.4%
NYAGATARE		111	2.8%
NYAMAGABE		66	1.6%
NYAMASHEKE		153	3.8%
NYANZA		122	3.0%
NYARUGENGE		367	9.1%
NYARUGURU		56	1.4%
RUBAVU		142	3.5%
RUHANGO		36	0.9%
RURINDO		141	3.5%
RUSIZI		111	2.8%
RUTSIRO		46	1.1%
RWAMAGANA		92	2.3%

Warning: these figures indicate the number of cases found in the data file. They cannot be interpreted as summary statistics of the population of interest.

### # P3: Sector Name

Value	Label	Cases	Percentage
BASE		43	1.1%
BIGOGWE		18	0.4%
BUGARAMA		6	0.1%
BUKURE		1	0.0%
BUMBOGO		1	0.0%
BUNGWE		4	0.1%
BUSANZE		10	0.2%
BUSASAMANA		62	1.5%
BUSHENGE		8	0.2%
BUSHOKI		5	0.1%
BUSOGO		10	0.2%
BUSORO		6	0.1%
BUTARO		29	0.7%

## File : Informal\_employee

### # P3: Sector Name

Value	Label	Cases	Percentage
BUYOGA		3	0.1%
BWERAMANA		4	0.1%
BWIRA		4	0.1%
BWISHYURA		5	0.1%
BYIMANA		6	0.1%
BYUMBA		24	0.6%
COKO		2	0.0%
CYABINGO		3	0.1%
CYAHINDA		6	0.1%
CYANIKA		50	1.2%
CYANZARWE		1	0.0%
CYATO		4	0.1%
CYERU		5	0.1%
CYEZA		3	0.1%
CYINZUZI		5	0.1%
CYUMBA		12	0.3%
CYUNGO		4	0.1%
CYUVE		21	0.5%
FUMBWE		10	0.2%
GACACA		10	0.2%
GACURABWEN		5	0.1%
GAHANGA		2	0.0%
GAHARA		10	0.2%
GAHENERI		6	0.1%
GAHINI		4	0.1%
GAHUNGA		13	0.3%
GAKENKE		31	0.8%
GASAKA		12	0.3%
GASANGE		3	0.1%
GASHAKI		82	2.0%
GASHANDA		4	0.1%
GASHENYI		6	0.1%
GASHONGA		8	0.2%
GASHORA		10	0.2%
GATAGARA		9	0.2%
GATARE		3	0.1%
GATEBE		3	0.1%
GATENGA		9	0.2%
GATORE		1	0.0%
GATSATA		75	1.9%
GATSIBO		5	0.1%
GATUMBA		9	0.2%
GATUNDA		4	0.1%

## File : Informal\_employee

### # P3: Sector Name

Value	Label	Cases	Percentage
GIHANGO		14	0.3%
GIHEKE		1	0.0%
GIHOMBO		2	0.0%
GIHURWE		5	0.1%
GIKOMERO		3	0.1%
GIKONDO		34	0.8%
GIKONKO		15	0.4%
GISENYI		86	2.1%
GISHAMVU		11	0.3%
GISHARI		1	0.0%
GISOZI		46	1.1%
GITEGA		32	0.8%
GITI		2	0.0%
GITOKI		5	0.1%
HINDIRO		5	0.1%
HUYE		11	0.3%
JABANA		10	0.2%
JALI		12	0.3%
JANJA		8	0.2%
JARAMA		5	0.1%
JENDA		23	0.6%
JOMBA		4	0.1%
JURU		8	0.2%
KABACUZI		3	0.1%
KABARONDO		15	0.4%
KABARORE		16	0.4%
KABATWA		5	0.1%
KABAYA		11	0.3%
KACYIRU		43	1.1%
KADUHA		6	0.1%
KAGANO		10	0.2%
KAGARAMA		1	0.0%
KAGEYO		17	0.4%
KAGOGO		15	0.4%
KAMEMBE		28	0.7%
KAMUBUGA		27	0.7%
KANAMA		26	0.6%
KANIGA		6	0.1%
KANJONGO		90	2.2%
KANOMBE		34	0.8%
KANSI		2	0.0%
KANYINYA		1	0.0%
KANZENZE		7	0.2%

## File : Informal\_employee

### # P3: Sector Name

Value	Label	Cases	Percentage
KARAGO		5	0.1%
KARAMA		15	0.4%
KARAMBI		8	0.2%
KARANGAZI		7	0.2%
KAREMBO		4	0.1%
KARENGE		8	0.2%
KAVUMU		7	0.2%
KAYUMBU		8	0.2%
KAZO		6	0.1%
KIBEHO		1	0.0%
KIBILIZI		4	0.1%
KIBIRIZI		11	0.3%
KIBUMBWE		2	0.0%
KIBUNGO		20	0.5%
KICUKIRO		51	1.3%
KIGABIRO		36	0.9%
KIGALI		19	0.5%
KIGARAMA		41	1.0%
KIGEYO		2	0.0%
KIGIMBE		54	1.3%
KIGINA		13	0.3%
KIGOMA		6	0.1%
KIMIHURURA		35	0.9%
KIMIRONKO		78	1.9%
KIMISAGARA		43	1.1%
KIMONYI		1	0.0%
KINAZI		8	0.2%
KINIGI		29	0.7%
KINIHIRA		8	0.2%
KINONI		2	0.0%
KINYABABA		9	0.2%
KINYINYA		36	0.9%
KIRAMURUZI		8	0.2%
KIREHE		2	0.0%
KIRIMBI		6	0.1%
KISARO		11	0.3%
KITABI		4	0.1%
KIVU		3	0.1%
KIVUMU		2	0.0%
KIVURUGA		8	0.2%
KIVUYE		2	0.0%
KIYOMBE		9	0.2%
KIYUMBA		5	0.1%

## File : Informal\_employee

### # P3: Sector Name

Value	Label	Cases	Percentage
KIZIGURO		8	0.2%
MACUBA		9	0.2%
MAGERAGERE		7	0.2%
MAHAMA		3	0.1%
MAMBA		27	0.7%
MANHIRA		1	0.0%
MANYAGIRO		9	0.2%
MARABA		7	0.2%
MASAKA		20	0.5%
MASORO		17	0.4%
MATA		1	0.0%
MATABA		7	0.2%
MATIMBA		11	0.3%
MAYANGE		15	0.4%
MBAZI		8	0.2%
MBOGO		5	0.1%
MIMURI		10	0.2%
MIYOVE		4	0.1%
MPANGA		5	0.1%
MUBUGA		2	0.0%
MUGANZA		31	0.8%
MUGESERA		2	0.0%
MUGINA		3	0.1%
MUGOMBWA		2	0.0%
MUHANDA		3	0.1%
MUHANGA		2	0.0%
MUHAZI		4	0.1%
MUHIMA		89	2.2%
MUHONDO		12	0.3%
MUHORORO		1	0.0%
MUHOZA		114	2.8%
MUHURA		2	0.0%
MUKAMA		3	0.1%
MUKAMIRA		28	0.7%
MUKARANGE		18	0.4%
MUKINGO		3	0.1%
MUKO		5	0.1%
MUKURA		8	0.2%
MUNINI		8	0.2%
MUNYIGINYA		3	0.1%
MURAMA		4	0.1%
MURAMBI		15	0.4%
MURUNDI		11	0.3%

## File : Informal\_employee

### # P3: Sector Name

Value	Label	Cases	Percentage
MURURU		5	0.1%
MUSAMBIRA		4	0.1%
MUSANGE		3	0.1%
MUSANZE		8	0.2%
MUSASA		9	0.2%
MUSAZA		4	0.1%
MUSEBEYA		5	0.1%
MUSENYI		3	0.1%
MUSHA		10	0.2%
MUSHELI		2	0.0%
MUSHIKIRI		2	0.0%
MUSHISHIRO		1	0.0%
MUSHONYI		6	0.1%
MUSHUBATI		2	0.0%
MUSHUBI		1	0.0%
MUTENDERI		7	0.2%
MUTETE		17	0.4%
MUYAGA		1	0.0%
MUYIRA		10	0.2%
MUYONGWE		2	0.0%
MUYUMBU		1	0.0%
MUZO		1	0.0%
MWOGO		5	0.1%
MWULIRE		7	0.2%
NASHO		7	0.2%
NDEGO		5	0.1%
NDERA		15	0.4%
NDORA		14	0.3%
NDUBA		1	0.0%
NEMBA		8	0.2%
NGARAMA		4	0.1%
NGERA		1	0.0%
NGERUKA		5	0.1%
NGOMA		39	1.0%
NGORORERO		13	0.3%
NIBOYE		16	0.4%
NKOTSI		1	0.0%
NKUNGU		25	0.6%
NTARABANA		2	0.0%
NTARAMA		1	0.0%
NTONGWE		5	0.1%
NTYAZO		4	0.1%
NYABIMATA		4	0.1%

## File : Informal\_employee

### # P3: Sector Name

Value	Label	Cases	Percentage
NYABIRASI		2	0.0%
NYABITEKERI		9	0.2%
NYAGATARE		27	0.7%
NYAGIHANGA		2	0.0%
NYAGISOZI		15	0.4%
NYAKABANDA		11	0.3%
NYAKABUYE		2	0.0%
NYAKAENZO		3	0.1%
NYAKARIRO		5	0.1%
NYAMABUYE		25	0.6%
NYAMATA		22	0.5%
NYAMIRAMA		3	0.1%
NYAMIRAMBO		38	0.9%
NYAMIYAGA		8	0.2%
NYAMUGALI		25	0.6%
NYAMYUMBA		3	0.1%
NYANGE		6	0.1%
NYANKENKE		17	0.4%
NYANZA		40	1.0%
NYARUBAKA		4	0.1%
NYARUBUYE		4	0.1%
NYARUGENGE		71	1.8%
NYARUGUNGA		37	0.9%
NYUNDO		1	0.0%
NZIGE		1	0.0%
RAMBURA		9	0.2%
REMERA		47	1.2%
RILIMA		24	0.6%
RONGI		2	0.0%
RUBAVU		8	0.2%
RUBENGERA		16	0.4%
RUBONA		8	0.2%
RUGABANO		2	0.0%
RUGANDA		1	0.0%
RUGARAMA		39	1.0%
RUGARIKA		7	0.2%
RUGENGABARI		6	0.1%
RUGERERO		7	0.2%
RUHANGO		20	0.5%
RUHARAMBUG		7	0.2%
RUHASHYA		14	0.3%
RUHERU		8	0.2%
RUHUMA		25	0.6%



## File : Informal\_employee

### # P3: Sector Name

Value	Label	Cases	Percentage
RUHUNDE		10	0.2%
RUKARA		8	0.2%
RUKIRA		7	0.2%
RUKOMA		4	0.1%
RUKOMO		12	0.3%
RUKOZO		6	0.1%
RUKUMBERI		1	0.0%
RULI		7	0.2%
RUNDA		12	0.3%
RURAMBA		5	0.1%
RURAMIRA		2	0.0%
RURENGE		6	0.1%
RUSARABUYE		18	0.4%
RUSASA		3	0.1%
RUSATIRA		16	0.4%
RUSEBEYA		3	0.1%
RUSENGE		2	0.0%
RUSHASHI		13	0.3%
RUSIGA		3	0.1%
RUSORORO		36	0.9%
RUTARE		12	0.3%
RUTUNGA		2	0.0%
RUVUNE		4	0.1%
RWABICUMBI		17	0.4%
RWAMIKO		5	0.1%
RWANIRO		3	0.1%
RWANKUBA		5	0.1%
RWAZA		15	0.4%
RWEMPASHA		3	0.1%
RWERERE		4	0.1%
RWERU		4	0.1%
RWEZAMENYO		59	1.5%
RWIMBOGO		18	0.4%
RWIMIYAGA		19	0.5%
RWINKWAVU		18	0.4%
SAKE		7	0.2%
SAVE		36	0.9%
SHANGASHA		4	0.1%
SHINGIRO		4	0.1%
SHYARA		4	0.1%
SHYIRA		3	0.1%
SHYOGWE		6	0.1%
SHYORONGI		11	0.3%

## File : Informal\_employee

### # P3: Sector Name

Value	Label	Cases	Percentage
SIMBI		4	0.1%
SOVU		6	0.1%
TABAGWE		2	0.0%
TARE		10	0.2%
TUMBA		42	1.0%
TWUMBA		2	0.0%
UWINKINGI		1	0.0%
ZAZA		2	0.0%

Warning: these figures indicate the number of cases found in the data file. They cannot be interpreted as summary statistics of the population of interest.

### # P4: Cell Name

<b>Information</b>	[Type= discrete] [Format=character] [Missing=*]
<b>Statistics [NW/ W]</b>	[Valid=4010 /-] [Invalid=0 /-]

Value	Label	Cases	Percentage
1KIGOMBE		1	0.0%
AGAHABWA		2	0.0%
AGAKOMEYE		1	0.0%
AGATEKA		1	0.0%
AGATEKO		7	0.2%
AKABAHIZI		2	0.0%
AKABATASI		1	0.0%
AKABATI		1	0.0%
AKABOTI		1	0.0%
AKABUGA		6	0.1%
AKAMATAMU		4	0.1%
AKANZU		1	0.0%
AMAHORO		28	0.7%
BAKINANYAN <sup>A</sup>		1	0.0%
BARARI		5	0.1%
BARIIJA		4	0.1%
BASUMBA		1	0.0%
BATIMA		2	0.0%
BIBARE		52	1.3%
BICUMBI		1	0.0%
BIKARA		1	0.0%
BINUNGA		2	0.0%
BIREMBO		7	0.2%
BIRYOGO		13	0.3%
BISAGARA		1	0.0%
BISENGE		1	0.0%
BUBWASHULI		1	0.0%
BUDAKIRANYA <sup>A</sup>		4	0.1%
BUDAKURANY <sup>A</sup>		1	0.0%
BUGAMBA		6	0.1%

## File : Informal\_employee

### # P4: Cell Name

Value	Label	Cases	Percentage
BUGAMBIRA		1	0.0%
BUGARAGARA		10	0.2%
BUGARAMA		1	0.0%
BUGARURA		1	0.0%
BUGERA		5	0.1%
BUGOYI		12	0.3%
BUHABWA		1	0.0%
BUHANDA		3	0.1%
BUHIMBA		3	0.1%
BUHOKORO		3	0.1%
BUHORO		1	0.0%
BUKINANYANA		25	0.6%
BUKINYANA		1	0.0%
BUKOLA		1	0.0%
BUKOMANE		1	0.0%
BUKOMEYE		3	0.1%
BUKORA		1	0.0%
BUKORO		3	0.1%
BUKWANYANA		1	0.0%
BULIBA		5	0.1%
BUMBA		1	0.0%
BUNGWE		3	0.1%
BURAMIRA		1	0.0%
BURARO		1	0.0%
BUREHE		3	0.1%
BURIBA		1	0.0%
BURUNGA		2	0.0%
BUSAKE		4	0.1%
BUSANZA		1	0.0%
BUSEKEZA		1	0.0%
BUSETSA		2	0.0%
BUSORO		4	0.1%
BUTANGAMPU		1	0.0%
BUTARAKA		1	0.0%
BUTARE		39	1.0%
BUVUMO		1	0.0%
BUVUMU		1	0.0%
BWERANKORE		1	0.0%
BWERANKORI		1	0.0%
BWEYA		2	0.0%
BWIMO		1	0.0%
BWIZA		3	0.1%
BYAHI		8	0.2%

## File : Informal\_employee

### # P4: Cell Name

Value	Label	Cases	Percentage
CELERI		1	0.0%
CONGO NIL		13	0.3%
CYABAGARUR.		1	0.0%
CYABAJWA		12	0.3%
CYABAJWE		1	0.0%
CYABARALIKA		2	0.0%
CYABARARIKA		28	0.7%
CYABARARIKE		3	0.1%
CYABARIKA		1	0.0%
CYABATWA		1	0.0%
CYABAYAGA		5	0.1%
CYAMBARI		1	0.0%
CYAMBWE		4	0.1%
CYANA		1	0.0%
CYANGUGU		3	0.1%
CYANYA		27	0.7%
CYARUTENGE		1	0.0%
CYARUZINGE		2	0.0%
CYASEMAKAM		9	0.2%
CYENJONJO		1	0.0%
CYEREZO		2	0.0%
CYERU		3	0.1%
CYIMO		3	0.1%
CYIMUNA		1	0.0%
CYIRI		2	0.0%
CYIVUGIZA		13	0.3%
CYOGO		1	0.0%
CYOHHA		11	0.3%
CYUMBA		1	0.0%
CYURU		4	0.1%
CYURUHURA		1	0.0%
DOUANE		2	0.0%
FUGI		2	0.0%
GABIRO		3	0.1%
GACACA		6	0.1%
GACUNDEZI		3	0.1%
GACUNDURO		1	0.0%
GACURABWEN		14	0.3%
GACURIRO		6	0.1%
GACURIRO\		1	0.0%
GACYAMO		3	0.1%
GAFFUNZO		1	0.0%
GAFUMBA		7	0.2%

## File : Informal\_employee

### # P4: Cell Name

Value	Label	Cases	Percentage
GAFUNZO		5	0.1%
GAHABWA		1	0.0%
GAHANA		2	0.0%
GAHEMA		1	0.0%
GAHERANO		1	0.0%
GAHINGA		6	0.1%
GAHIRA		1	0.0%
GAHOGO		21	0.5%
GAHONDO		3	0.1%
GAHUMURIZA		4	0.1%
GAKAMBA		1	0.0%
GAKENKE		3	0.1%
GAKO		18	0.4%
GAKOMA		1	0.0%
GAKONI		8	0.2%
GAKUJA		1	0.0%
GAKUTA		1	0.0%
GASAGARA		3	0.1%
GASANGE		1	0.0%
GASANZE		1	0.0%
GASANZU		1	0.0%
GASARENDA		8	0.2%
GASARENGA		1	0.0%
GASEKA		1	0.0%
GASEKE		13	0.3%
GASHARU		3	0.1%
GASHIRIRA		2	0.0%
GASHORO		3	0.1%
GASHUBI		1	0.0%
GASHUMBA		3	0.1%
GASHWATI		1	0.0%
GASIZA		4	0.1%
GASOVU		2	0.0%
GASURA		2	0.0%
GASURO		1	0.0%
GATABA		1	0.0%
GATAGANA		1	0.0%
GATARE		33	0.8%
GATEGA		4	0.1%
GATI		3	0.1%
GATOBOTOBO		2	0.0%
GATOKI		3	0.1%
GATONDE		1	0.0%

## File : Informal\_employee

### # P4: Cell Name

Value	Label	Cases	Percentage
GATOVU		6	0.1%
GATSATA		1	0.0%
GATSIBO		3	0.1%
GATWA		3	0.1%
GATWARO		12	0.3%
GICUMBI		1	0.0%
GIFUMBA		1	0.0%
GIHEMBE		8	0.2%
GIHEMVU		1	0.0%
GIHENGERI		2	0.0%
GIHINDA		1	0.0%
GIHINGA		5	0.1%
GIHUMUZA		6	0.1%
GIHUNDWE		7	0.2%
GIHUTA		15	0.4%
GIKINGO		2	0.0%
GIKO		5	0.1%
GIKOMBE		1	0.0%
GIKONDO		1	0.0%
GIKONKO		7	0.2%
GIKUNDAMVUI		1	0.0%
GISAGARA		10	0.2%
GISEBERO		1	0.0%
GISESERO		6	0.1%
GISHORE		1	0.0%
GISINGIZA		1	0.0%
GISIZA		9	0.2%
GISORO		1	0.0%
GISOVU		5	0.1%
GISOZI		1	0.0%
GISSERO		1	0.0%
GISUNA		12	0.3%
GITARAMA		2	0.0%
GITARE		6	0.1%
GITEGA		8	0.2%
GITINDA		3	0.1%
GITISI		1	0.0%
GITOVU		2	0.0%
GITUMBA		1	0.0%
GITUZA		4	0.1%
GSHOGO		1	0.0%
GUHUNDWE		1	0.0%
HANIBA		1	0.0%

## File : Informal\_employee

### # P4: Cell Name

Value	Label	Cases	Percentage
HANIKA		1	0.0%
HIGIRO		13	0.3%
HOREZO		1	0.0%
HUNDWE		1	0.0%
IMPALA		5	0.1%
IMPARA		3	0.1%
IMPINGA		6	0.1%
ISANGANO		1	0.0%
JABA		7	0.2%
JAMBA		1	0.0%
JARAMA		1	0.0%
JENDA		1	0.0%
JURU		3	0.1%
KA MIGINA		2	0.0%
KABAGESERA		2	0.0%
KABALIZA		1	0.0%
KABARE		4	0.1%
KABARIZA		1	0.0%
KABARONDO		1	0.0%
KABARORE		5	0.1%
KABASENGERE		2	0.0%
KABATABI		1	0.0%
KABATASI		6	0.1%
KABATEZI		2	0.0%
KABAYA		10	0.2%
KABAZUNGU		5	0.1%
KABENGA		1	0.0%
KABERE		8	0.2%
KABEZA		48	1.2%
KABONA		4	0.1%
KABORORE		1	0.0%
KABUGA		13	0.3%
KABUGA 2		1	0.0%
KABUGA I		10	0.2%
KABUGA.1		1	0.0%
KABUGA1		2	0.0%
KABUGAI		1	0.0%
KABUGALI		1	0.0%
KABUGAYAI		2	0.0%
KABUGONDO		1	0.0%
KABUGURU		1	0.0%
KABUGURU I		7	0.2%
KABUGURU II		12	0.3%

## File : Informal\_employee

### # P4: Cell Name

Value	Label	Cases	Percentage
KABUJENJE		1	0.0%
KABUKOBA		1	0.0%
KABUKUBA		3	0.1%
KABUMBWE		3	0.1%
KABUNGO		2	0.0%
KABUSHINGE		4	0.1%
KABUYE		7	0.2%
KABYINIRO		1	0.0%
KACYIRU		1	0.0%
KADAHENDA		5	0.1%
KAGANO		2	0.0%
KAGARAMA		5	0.1%
KAGASA		2	0.0%
KAGENDE		2	0.0%
KAGENGE		5	0.1%
KAGESHI		1	0.0%
KAGEYO		1	0.0%
KAGINA		10	0.2%
KAGITEGA		8	0.2%
KAGITENGA		1	0.0%
KAGITERA		3	0.1%
KAGOMA		2	0.0%
KAGUGU		28	0.7%
KAGUHU		2	0.0%
KAGUNGA		1	0.0%
KAGURIRO		3	0.1%
KAHUMBWE		1	0.0%
KAJARAMA		1	0.0%
KAMAHORO		1	0.0%
KAMANO		1	0.0%
KAMANYANA		5	0.1%
KAMASHANGI		15	0.4%
KAMASHASHI		24	0.6%
KAMASHINGI		1	0.0%
KAMASHSHI		2	0.0%
KAMATAMO		4	0.1%
KAMATAMU		4	0.1%
KAMBYEYI		1	0.0%
KAMIKINA		1	0.0%
KAMPAKA		1	0.0%
KAMPANGA		15	0.4%
KAMUBUGA		24	0.6%
KAMUBUGA I		1	0.0%



## File : Informal\_employee

### # P4: Cell Name

Value	Label	Cases	Percentage
KAMUBUNGA		1	0.0%
KAMUCYINA		2	0.0%
KAMUHOZA		18	0.4%
KAMUKINA		18	0.4%
KAMUSENYI		1	0.0%
KAMUTORA		2	0.0%
KAMUTWA		27	0.7%
KAMUVUNYI		1	0.0%
KAMWUMBA		1	0.0%
KANAZI		5	0.1%
KANIGA		1	0.0%
KANKUBA		1	0.0%
KANOGA		2	0.0%
KANSEREGE		27	0.7%
KANSERENGE		1	0.0%
KANYAMITAN/		1	0.0%
KANYANGESE		3	0.1%
KANYANGESI		2	0.0%
KANYANGEZI		1	0.0%
KANYENGESE		1	0.0%
KANYOVE		3	0.1%
KANZENZE		1	0.0%
KARABA		4	0.1%
KARAJUMBA		1	0.0%
KARAMA		10	0.2%
KARAMBI		12	0.3%
KARAMBO		9	0.2%
KARANGARA		4	0.1%
KARARANZIGE		1	0.0%
KAREBA		10	0.2%
KAREMA		1	0.0%
KAREMEREYE		5	0.1%
KARENGE		25	0.6%
KARENGERA		3	0.1%
KARERA		2	0.0%
KARUBUNGO		2	0.0%
KARUBUNGU		1	0.0%
KARUGINA		7	0.2%
KARUGIRA		9	0.2%
KARUJUMBA		6	0.1%
KARUKUNGU		4	0.1%
KARURAMA		2	0.0%
KARURUMA		39	1.0%

## File : Informal\_employee

### # P4: Cell Name

Value	Label	Cases	Percentage
KARWASA		8	0.2%
KARWEMA		1	0.0%
KASUMO		1	0.0%
KATABARO		5	0.1%
KATARARA		2	0.0%
KATARORA		1	0.0%
KAVUMU		12	0.3%
KAWANGIRE		4	0.1%
KAYENZI		3	0.1%
KAYONZA		12	0.3%
KAYONZA CENTRE		2	0.0%
KAYUMBA		1	0.0%
KIBAGABAGA		16	0.4%
KIBAGQABAGA		1	0.0%
KIBAZA		6	0.1%
KIBEHO		1	0.0%
KIBENGA		2	0.0%
KIBIBI		2	0.0%
KIBILIZI		5	0.1%
KIBINGO		2	0.0%
KIBIRARO		2	0.0%
KIBIRIZI		9	0.2%
KIBISABO		1	0.0%
KIBOGORA		72	1.8%
KIBUGUZO		2	0.0%
KICUKIRO		28	0.7%
KIDAKAMA		9	0.2%
KIGABIRO		7	0.2%
KIGARAMA		20	0.5%
KIGEMBE		6	0.1%
KIGENGE		1	0.0%
KIGOMA		1	0.0%
KIGOMBE		40	1.0%
KIGOYA		7	0.2%
KIGOYI		1	0.0%
KIGOYO		1	0.0%
KIJOTE		1	0.0%
KIMARANZARA		3	0.1%
KIMIHURURA		12	0.3%
KIMIHUTURA		1	0.0%
KIMIREHE		2	0.0%
KIMISAGARA		21	0.5%
KIMONA		1	0.0%

## File : Informal\_employee

### # P4: Cell Name

Value	Label	Cases	Percentage
KIMUNA		8	0.2%
KINDAMA		3	0.1%
KINIHA		3	0.1%
KINIHI		1	0.0%
KINIHIRA		2	0.0%
KINOKO		1	0.0%
KINUNGA		4	0.1%
KINYAMI		6	0.1%
KINYANA		1	0.0%
KINYANGE		11	0.3%
KINYANZOVU		1	0.0%
KIRAMBI		2	0.0%
KIRARANGOME		1	0.0%
KIRENGE		1	0.0%
KIRINGA		2	0.0%
KIRUHURA		22	0.5%
KIVIGIZA		1	0.0%
KIVUGIZA		16	0.4%
KIVUGIZA I		1	0.0%
KIVUMU		12	0.3%
KIYANZI		2	0.0%
KIYOVU		36	0.9%
KORA		30	0.7%
MACYERA		1	0.0%
MAGEREGERE		2	0.0%
MAHANGO		3	0.1%
MAHAZA		1	0.0%
MAHOKO		23	0.6%
MAHORO		1	0.0%
MAKERA		1	0.0%
MAMBA		17	0.4%
MANWALI		2	0.0%
MANWARI		1	0.0%
MARABA		1	0.0%
MARAMA		1	0.0%
MAREMBO		1	0.0%
MARIBA		2	0.0%
MARIMBA		1	0.0%
MARIMBO		1	0.0%
MASANGANO		6	0.1%
MASIZI		3	0.1%
MASORO		8	0.2%
MATABA		5	0.1%

## File : Informal\_employee

### # P4: Cell Name

Value	Label	Cases	Percentage
MATIMBA		11	0.3%
MATUNGURU		1	0.0%
MAWE		1	0.0%
MBAGANGARI		2	0.0%
MBATABATA		1	0.0%
MBATI		1	0.0%
MBERUKA		3	0.1%
MBOGO		15	0.4%
MBUGANGARI		16	0.4%
MBURABUTURU		2	0.0%
MBUYE		3	0.1%
MBWA		2	0.0%
MBWE		75	1.9%
MBYO		4	0.1%
MIGINA		2	0.0%
MIMULI		3	0.1%
MIMURI		2	0.0%
MIREMBO		1	0.0%
MISEZERO		2	0.0%
MIYOVE		4	0.1%
MIZEZERO		1	0.0%
MPANGA		1	0.0%
MPARE		5	0.1%
MPEMBE		1	0.0%
MPENGE		31	0.8%
MPINGA		5	0.1%
MUBIRIZI		1	0.0%
MUBUGA		3	0.1%
MUCACA		7	0.2%
MUDAKAMWA		1	0.0%
MUGABA		1	0.0%
MUGAMBAZI		3	0.1%
MUGANO		1	0.0%
MUGANZA		5	0.1%
MUGARI		2	0.0%
MUGATARE		1	0.0%
MUGOBORE		2	0.0%
MUGORORE		3	0.1%
MUHABURA		2	0.0%
MUHAMBA		6	0.1%
MUHANDA		1	0.0%
MUHANGA		3	0.1%
MUHAZA		1	0.0%

## File : Informal\_employee

### # P4: Cell Name

Value	Label	Cases	Percentage
MUHEMBE		1	0.0%
MUHIMA		1	0.0%
MUHIRA		5	0.1%
MUHORORO		4	0.1%
MUHOZA		1	0.0%
MUKANDE		2	0.0%
MUKIZA		2	0.0%
MUKOTO		1	0.0%
MUKOYOYO		7	0.2%
MUKWASHULI		1	0.0%
MULINDI		5	0.1%
MUMENA		6	0.1%
MUNANIRA I		6	0.1%
MUNANIRA II		1	0.0%
MUNANIRA YA I		1	0.0%
MUNAZI		1	0.0%
MUNEGE		4	0.1%
MUNINI		5	0.1%
MURAGO		3	0.1%
MURAMA		15	0.4%
MURAMBI		5	0.1%
MURANDE		1	0.0%
MUREHE		4	0.1%
MURINJA		1	0.0%
MUSAZA		4	0.1%
MUSENGO		1	0.0%
MUSENYI		2	0.0%
MUSERERO		1	0.0%
MUSEZERO		47	1.2%
MUSHA		1	0.0%
MUSHAKA		7	0.2%
MUSERI		2	0.0%
MUSHIRARUNC		15	0.4%
MUSHYA		1	0.0%
MUSOMO		1	0.0%
MUSORO		1	0.0%
MUSUMBA		1	0.0%
MUTENDELI		1	0.0%
MUTENDERI		5	0.1%
MUTINDA		1	0.0%
MUTONGO		4	0.1%
MUTUNDA		4	0.1%
MUYAGA		3	0.1%

## File : Informal\_employee

### # P4: Cell Name

Value	Label	Cases	Percentage
MUYANGE		4	0.1%
MUYOGORO		4	0.1%
MVUZO		1	0.0%
MWENDO		4	0.1%
MWUGA		2	0.0%
MYUGA		2	0.0%
NASHO		2	0.0%
NDAGO		16	0.4%
NDEGO		3	0.1%
NDONGOZA		1	0.0%
NDONGOZI		2	0.0%
NEMBA		2	0.0%
NENGO		22	0.5%
NGAMBI		1	0.0%
NGANGE		1	0.0%
NGANZO		4	0.1%
NGARA		2	0.0%
NGARAMA		3	0.1%
NGARANA		1	0.0%
NGARURIRA		8	0.2%
NGENDA		1	0.0%
NGIRAMAZI		2	0.0%
NGOMA		15	0.4%
NIBOYE		11	0.3%
NIBOYI		2	0.0%
NINZI		3	0.1%
NKANDA		8	0.2%
NKINGO		2	0.0%
NKONDO		7	0.2%
NKORA		2	0.0%
NKUNGU		1	0.0%
NKUSI		3	0.1%
NONKA		1	0.0%
NONKO		5	0.1%
NSIBO		2	0.0%
NTANGA		1	0.0%
NTANGO		1	0.0%
NTARE		1	0.0%
NTARUKA		2	0.0%
NTENYO		5	0.1%
NTUNGA		7	0.2%
NTUNGAMO		2	0.0%
NTURO		1	0.0%

## File : Informal\_employee

### # P4: Cell Name

Value	Label	Cases	Percentage
NYABAGENDA		5	0.1%
NYABAGENDW		12	0.3%
NYABAGINDW		1	0.0%
NYABICWAMB		4	0.1%
NYABIGEGA		2	0.0%
NYABIGOMA		1	0.0%
NYABIKENKE		19	0.5%
NYABIKIRI		2	0.0%
NYABIMATA		2	0.0%
NYABISINDU		20	0.5%
NYABITAMA		1	0.0%
NYABITARE		2	0.0%
NYABIVUMU		1	0.0%
NYABUBARE		3	0.1%
NYABUGOGO		40	1.0%
NYACYINA		2	0.0%
NYAGAHANGA		1	0.0%
NYAGAHINGA		11	0.3%
NYAGAKOMBE		1	0.0%
NYAGASAMBU		9	0.2%
NYAGASENYI		6	0.1%
NYAGATARE		16	0.4%
NYAGATOMA		1	0.0%
NYAGATOVU		9	0.2%
NYAGATUGUN		1	0.0%
NYAGATUNDA		1	0.0%
NYAGIHINGA		1	0.0%
NYAGIHUNIKA		1	0.0%
NYAGISOZI		4	0.1%
NYAGITABIRE		1	0.0%
NYAKABANDA		2	0.0%
NYAKABANDA I		3	0.1%
NYAKABUNGO		2	0.0%
NYAKANAZI		2	0.0%
NYAKARAMBI		1	0.0%
NYAKARERA		1	0.0%
NYAKIGA		2	0.0%
NYAKINA		4	0.1%
NYAMABUYE		24	0.6%
NYAMAGANA		18	0.4%
NYAMATA		12	0.3%
NYAMATA VILLE		11	0.3%

## File : Informal\_employee

### # P4: Cell Name

Value	Label	Cases	Percentage
NYAMATETE		3	0.1%
NYAMBARE		2	0.0%
NYAMICUCU		6	0.1%
NYAMIKAMBA		2	0.0%
NYAMIRAMA		1	0.0%
NYAMIRAMBO		1	0.0%
NYAMIRANGO		4	0.1%
NYAMIREMBE		1	0.0%
NYAMIRIMA		1	0.0%
NYAMIYAGA		1	0.0%
NYAMUGALI		20	0.5%
NYAMUGARI		36	0.9%
NYAMUGEYO		2	0.0%
NYAMURAMA		1	0.0%
NYAMURE		1	0.0%
NYAMYUMBA		2	0.0%
NYANAMO		3	0.1%
NYANGAZA		1	0.0%
NYANGAZI		2	0.0%
NYANGE		7	0.2%
NYANZA		57	1.4%
NYARIKENKE		1	0.0%
NYARUBA		1	0.0%
NYARUBARE		2	0.0%
NYARUBUYE		5	0.1%
NYARUFUNZO		1	0.0%
NYARURAMA		7	0.2%
NYARUTARAM		2	0.0%
NYARUTEJA		27	0.7%
NYARUTEME		3	0.1%
NYARUTUNGA		2	0.0%
NYARUVUMU		1	0.0%
NYIRABIRORI		2	0.0%
NYIRAVUGIZA		1	0.0%
NYONILIMA		1	0.0%
NYONIRIMA		1	0.0%
NYRUSANGE		1	0.0%
NYUMBA		11	0.3%
NYUNDO		15	0.4%
NZOVU		1	0.0%
RAMBA		3	0.1%
RAMIRO		2	0.0%
RANGO A		1	0.0%



## File : Informal\_employee

### # P4: Cell Name

Value	Label	Cases	Percentage
RANGO B		1	0.0%
RARANZIGE		1	0.0%
RARO		4	0.1%
REBERO		7	0.2%
REMERA		17	0.4%
RUBAYA		2	0.0%
RUBAZO		5	0.1%
RUBENGERI		1	0.0%
RUBILIZI		1	0.0%
RUBIMBA		1	0.0%
RUBINDI		1	0.0%
RUBIRIZI		11	0.3%
RUBONA		9	0.2%
RUCEMBO		1	0.0%
RUGALI		5	0.1%
RUGAMBA		3	0.1%
RUGANDA		11	0.3%
RUGANDO		1	0.0%
RUGARAMA		2	0.0%
RUGARI		4	0.1%
RUGENDABARI		1	0.0%
RUGENGE		1	0.0%
RUGERERO		3	0.1%
RUGESA		1	0.0%
RUGESE		2	0.0%
RUGESHI		7	0.2%
RUGOGWE		14	0.3%
RUGUNGA		1	0.0%
RUHANGA		15	0.4%
RUHANGO		9	0.2%
RUHENGERI		6	0.1%
RUHIMBA		1	0.0%
RUHIMBI		1	0.0%
RUHINGA		3	0.1%
RUHUHA		22	0.5%
RUKANDABYU		2	0.0%
RUKARA		2	0.0%
RUKENGERI		1	0.0%
RUKINANYANA		1	0.0%
RUKINGO		1	0.0%
RUKIRA		5	0.1%
RUKIRI		1	0.0%
RUKIRI I		14	0.3%

## File : Informal\_employee

### # P4: Cell Name

Value	Label	Cases	Percentage
RUKIRI II		4	0.1%
RUKORE		1	0.0%
RULI		8	0.2%
RULIBA		1	0.0%
RULINDO		2	0.0%
RUMULI		1	0.0%
RUMURI		1	0.0%
RUNGU		3	0.1%
RUNYANZA		1	0.0%
RUNYINYA		1	0.0%
RURAMBA		5	0.1%
RURANGAZI		8	0.2%
RURANGIRWA		1	0.0%
RURARA		3	0.1%
RUREMBO		4	0.1%
RURENGE		4	0.1%
RURENGERA		1	0.0%
RURENGERE		1	0.0%
RURENGERI		5	0.1%
RUSAGARA		43	1.1%
RUSANZA		1	0.0%
RUSEKE		1	0.0%
RUSEKERA		5	0.1%
RUSEKEZA		1	0.0%
RUSHESHE		2	0.0%
RUSOMO		6	0.1%
RUSORORO		2	0.0%
RUSUMO		21	0.5%
RUSUSA		12	0.3%
RUTARAKA		1	0.0%
RUTARE		4	0.1%
RUTETE		1	0.0%
RUTOBWE		6	0.1%
RUTONDE		3	0.1%
RUTOVU		2	0.0%
RUYENZI		9	0.2%
RUYONZA		1	0.0%
RWABUTAZI		1	0.0%
RWABUTENGE		2	0.0%
RWAGAZA		1	0.0%
RWAGITIMA		1	0.0%
RWAMAHWA		26	0.6%
RWAMBOGO		1	0.0%

## File : Informal\_employee

### # P4: Cell Name

Value	Label	Cases	Percentage
RWAMIKO		9	0.2%
RWAMPALA		1	0.0%
RWAMPARA		7	0.2%
RWANKONJO		5	0.1%
RWANKUBA		7	0.2%
RWANZA		32	0.8%
RWANZE		1	0.0%
RWASA		5	0.1%
RWAZA		1	0.0%
RWEBEYA		4	0.1%
RWEBWYA		1	0.0%
RWEMPASHA		2	0.0%
RWEREYA		1	0.0%
RWERI		1	0.0%
RWESERO		25	0.6%
RWEZAMENYO		12	0.3%
RWEZAMENYO I		12	0.3%
RWEZAMENYO II		17	0.4%
RWIKINIRO		1	0.0%
RWIKUBO		2	0.0%
RWIMBOGO		6	0.1%
RWIMIKO		1	0.0%
RWIMISHINYA		2	0.0%
RWIMITERERI		2	0.0%
RWIMIYAGA		16	0.4%
RWINUME		1	0.0%
RWIRI		1	0.0%
RWISIRABO		4	0.1%
RWOSTO		3	0.1%
RWOTSO		6	0.1%
RYAMANYONI		2	0.0%
RYAMUHIRWA		1	0.0%
RYANKANA		1	0.0%
RYARUHANGA		2	0.0%
SAGA		2	0.0%
SAHARA		2	0.0%
SARUHEMBE		1	0.0%
SELERI		1	0.0%
SERERI		1	0.0%
SEREZI		1	0.0%
SHAKA		1	0.0%
SHANGASHA		4	0.1%

## File : Informal\_employee

### # P4: Cell Name

Value	Label	Cases	Percentage
SHARA		5	0.1%
SHELI		2	0.0%
SHENGAMPULI		5	0.1%
SHENGAMPURI		3	0.1%
SHERI		5	0.1%
SHORI		1	0.0%
SHYEMBE		6	0.1%
SHYINDA		1	0.0%
SHYOGO		1	0.0%
SIBAGIRE		1	0.0%
SOVU		3	0.1%
SUSA		3	0.1%
TABA		6	0.1%
TABAGWE		1	0.0%
TERIMBERE		2	0.0%
TETERO		35	0.9%
TORERO		1	0.0%
TUMBA		1	0.0%
UMUGANDA		3	0.1%
UMUNINI		2	0.0%
URUGARAMA		2	0.0%
UTARE		1	0.0%
UWINGUGU		2	0.0%
VONKO		1	0.0%
WIMANA		2	0.0%
YARAMA		1	0.0%
YARAMBA		15	0.4%
agatare		3	0.1%
biryogo		15	0.4%
kibonde		1	0.0%
kiyovu		7	0.2%
kora		1	0.0%
mbwe		1	0.0%
mumena		5	0.1%
murago		1	0.0%
rugarama		6	0.1%

Warning: these figures indicate the number of cases found in the data file. They cannot be interpreted as summary statistics of the population of interest.

### # P5: Village Name

<b>Information</b>	[Type= discrete] [Format=character] [Missing=*]
<b>Statistics [NW/ W]</b>	[Valid=4009 /-] [Invalid=0 /-]

### # A020: M2:A020 Sex

<b>Information</b>	[Type= discrete] [Format=numeric] [Range= 1-9] [Missing=*]
--------------------	--

# File : Informal\_employee

## # A020: M2:A020 Sex

Statistics [NW/ W] [Valid=4012 /-] [Invalid=0 /-]

Value	Label	Cases	Percentage
1	Female	1339	33.4%
2	Male	2673	66.6%
9	Missing value	0	

Warning: these figures indicate the number of cases found in the data file. They cannot be interpreted as summary statistics of the population of interest.

## # A030: M2:A030 Age in compl. years

Information [Type= discrete] [Format=numeric] [Range= 1-9999] [Missing=\*]

Statistics [NW/ W] [Valid=4012 /-] [Invalid=0 /-]

Value	Label	Cases	Percentage
1	15-19	0	
2	20-24	0	
3	25-29	0	
4	30-34	0	
5	35-39	0	
6	40-44	0	
7	45-49	0	
8	50-55	0	
9	55 and above	0	
15		18	0.4%
16		37	0.9%
17		83	2.1%
18		161	4.0%
19		156	3.9%
20		246	6.1%
21		199	5.0%
22		252	6.3%
23		237	5.9%
24		200	5.0%
25		271	6.8%
26		186	4.6%
27		180	4.5%
28		179	4.5%
29		159	4.0%
30		192	4.8%
31		116	2.9%
32		140	3.5%
33		81	2.0%
34		72	1.8%
35		73	1.8%
36		54	1.3%
37		55	1.4%
38		72	1.8%

## File : Informal\_employee

### # A030: M2:A030 Age in compl. years

Value	Label	Cases	Percentage
39		46	1.1%
40		60	1.5%
41		47	1.2%
42		51	1.3%
43		37	0.9%
44		20	0.5%
45		33	0.8%
46		32	0.8%
47		35	0.9%
48		14	0.3%
49		25	0.6%
50		22	0.5%
51		15	0.4%
52		35	0.9%
53		15	0.4%
54		14	0.3%
55		16	0.4%
56		11	0.3%
57		5	0.1%
58		6	0.1%
59		3	0.1%
60		8	0.2%
61		3	0.1%
62		6	0.1%
63		4	0.1%
64		1	0.0%
65		3	0.1%
72		1	0.0%
76		1	0.0%
90		1	0.0%
99	Not Specified	0	
9999		23	0.6%

Warning: these figures indicate the number of cases found in the data file. They cannot be interpreted as summary statistics of the population of interest.

### # Ag\_group: Age\_group

Value	Label	Cases	Percentage
1	15-19	455	11.3%
2	20-24	1134	28.3%
3	25-29	975	24.3%
4	30-34	601	15.0%
5	35-39	300	7.5%
6	40-44	215	5.4%

## File : Informal\_employee

### # Ag\_group: Age\_group

Value	Label	Cases	Percentage
7	45-49	139	3.5%
8	50-55	101	2.5%
9	55 and above	69	1.7%
99	Not Specified	23	0.6%

Warning: these figures indicate the number of cases found in the data file. They cannot be interpreted as summary statistics of the population of interest.

### # A040: M2:A040 Marital status

**Information** [Type= discrete] [Format=numeric] [Range= 1-9] [Missing=\*]

**Statistics [NW/ W]** [Valid=4012 /-] [Invalid=0 /-]

Value	Label	Cases	Percentage
1	Single/Never married	2035	50.7%
2	Married	1922	47.9%
3	Separated	20	0.5%
4	Divorced	10	0.2%
5	Widowed	25	0.6%
9	Missing value	0	

Warning: these figures indicate the number of cases found in the data file. They cannot be interpreted as summary statistics of the population of interest.

### # A050: M2:A050 Nationality

**Information** [Type= discrete] [Format=numeric] [Range= 1-9] [Missing=\*]

**Statistics [NW/ W]** [Valid=4012 /-] [Invalid=0 /-]

Value	Label	Cases	Percentage
1	Burundian	16	0.4%
2	Kenyan	28	0.7%
3	Rwandan	3935	98.1%
4	Tanzanian	2	0.0%
5	Ugandan	6	0.1%
6	The rest of Africa (specify)	23	0.6%
7	The rest of the world (specify)	2	0.0%
9	Missing value	0	

Warning: these figures indicate the number of cases found in the data file. They cannot be interpreted as summary statistics of the population of interest.

### # A050S: M2:A050S

**Information** [Type= discrete] [Format=character] [Missing=\*]

**Statistics [NW/ W]** [Valid=23 /-] [Invalid=0 /-]

Value	Label	Cases	Percentage
CONGLOLAIS		1	4.3%
CONGO		8	34.8%
CONGO-KINSHASA		1	4.3%
CONGO/RDC		2	8.7%
CONGOLAIS		5	21.7%
RDC		5	21.7%
UMUKONGOM/		1	4.3%

Warning: these figures indicate the number of cases found in the data file. They cannot be interpreted as summary statistics of the population of interest.

## File : Informal\_employee

### # A050SS: M2:A050ss

**Information** [Type= discrete] [Format=character] [Missing=\*]

**Statistics [NW/ W]** [Valid=1 /-] [Invalid=0 /-]

Value	Label	Cases	Percentage
CONGOLAIS		1	100.0%

*Warning: these figures indicate the number of cases found in the data file. They cannot be interpreted as summary statistics of the population of interest.*

### # A060: M2:A060 Do you have any disability?

**Information** [Type= discrete] [Format=numeric] [Range= 1-9] [Missing=\*]

**Statistics [NW/ W]** [Valid=4012 /-] [Invalid=0 /-]

Value	Label	Cases	Percentage
1	Yes	65	1.6%
2	No	3947	98.4%
9	missing value	0	

*Warning: these figures indicate the number of cases found in the data file. They cannot be interpreted as summary statistics of the population of interest.*

### # A070: M2:A070 Type of disability

**Information** [Type= discrete] [Format=numeric] [Range= 1-9] [Missing=\*]

**Statistics [NW/ W]** [Valid=65 /-] [Invalid=3947 /-]

Value	Label	Cases	Percentage
1	Sight (blind/severe visual limitation)	0	
2	Hearing (deaf, hard of hearing)	5	7.7%
3	Communicating (speech impairment)	1	1.5%
4	Other Physic. desability/physical handic.	52	80.0%
5	Intellectual (difficulties in learning) /mental problem	2	3.1%
6	Emotional (behavioural, psycholog.)	3	4.6%
7	Other (specify)	2	3.1%
9	Missing Value	0	
Sysmiss		3947	

*Warning: these figures indicate the number of cases found in the data file. They cannot be interpreted as summary statistics of the population of interest.*

### # DISABILITY\_SPECIFY: Disability Specify

**Information** [Type= discrete] [Format=character] [Missing=\*]

**Statistics [NW/ W]** [Valid=2 /-] [Invalid=0 /-]

Value	Label	Cases	Percentage
YAVUNITSE UKUBOKO KWIBUMOSO		1	50.0%
YAVUNITSE UMUGONGO		1	50.0%

*Warning: these figures indicate the number of cases found in the data file. They cannot be interpreted as summary statistics of the population of interest.*

### # B010: Current main occupation / job title

**Information** [Type= discrete] [Format=character] [Missing=\*]

**Statistics [NW/ W]** [Valid=4011 /-] [Invalid=0 /-]

### # B010A: ISCO

**Information** [Type= discrete] [Format=numeric] [Range= 110-9999] [Missing=\*]



## File : Informal\_employee

### # B010A: ISCO

Statistics [NW/ W] [Valid=4012 /-] [Invalid=0 /-]

Value	Label	Cases	Percentage
110	Commissioned armed forces officers	0	
210	Non-commissioned armed forces officers	0	
242	Administration professionals	0	
310	Armed forces occupations, other ranks	0	
334	Administrative and specialised secretaries	0	
723	Machinery mechanics and repairers	0	
835	Ships' deck crews and related workers	0	
912	Vehicle, window, laundry and other hand cleaning workers	0	
1111	Legislators	0	
1112	Senior government officials	0	
1113	Traditional chiefs and heads of village	0	
1114	Senior officials of special-interest organizations	0	
1120	Managing directors and chief executives	0	
1211	Finance managers	6	0.1%
1212	Human resource managers	4	0.1%
1213	Policy and planning managers	0	
1219	Business services and administration managers not elsewhere	2	0.0%
1221	Sales and marketing managers	3	0.1%
1222	Advertising and public relations managers	0	
1223	Research and development managers	1	0.0%
1311	Agricultural and forestry production managers	0	
1312	Aquaculture and fisheries production managers	0	
1321	Manufacturing managers	10	0.2%
1322	Mining managers	1	0.0%
1323	Construction managers	0	
1324	Supply, distribution and related managers	0	
1330	Information and communications technology service managers	0	
1341	Child care services managers	2	0.0%
1342	Health services managers	1	0.0%
1343	Aged care services managers	0	
1344	Social welfare managers	0	
1345	Education managers	0	
1346	Financial and insurance services branch managers	0	
1349	Professional services managers not elsewhere classified	11	0.3%
1411	Hotel managers	5	0.1%
1412	Restaurant managers	29	0.7%
1420	Retail and wholesale trade managers	17	0.4%
1431	Sports, recreation and cultural centre managers	0	
1439	Services managers not elsewhere classified	24	0.6%
2111	Physicists and astronomers	0	
2112	Meteorologists	0	
2113	Chemists	0	

## File : Informal\_employee

### # B010A: ISCO

Value	Label	Cases	Percentage
2114	Geologists and geophysicists	0	
2120	Mathematicians, actuaries and statisticians	0	
2131	Biologists, botanists, zoologists and related professionals	0	
2132	Farming, forestry and fisheries advisers	0	
2133	Environmental protection professionals	0	
2141	Industrial and production engineers	0	
2142	Civil engineers	0	
2143	Environmental engineers	0	
2144	Mechanical engineers	0	
2145	Chemical engineers	0	
2146	Mining engineers, metallurgists and related professionals	0	
2149	Engineering professionals not elsewhere classified	0	
2151	Electrical engineers	0	
2152	Electronics engineers	0	
2153	Telecommunications engineers	1	0.0%
2161	Building architects	0	
2162	Landscape architects	0	
2163	Product and garment designers	0	
2164	Town and traffic planners	0	
2165	Cartographers and surveyors	0	
2166	Graphic and multimedia designers	1	0.0%
2211	Generalist medical practitioners	0	
2212	Specialist medical practitioners	0	
2221	Nursing professionals	1	0.0%
2222	Midwifery professionals	0	
2230	Traditional and complementary medicine professionals	0	
2240	Paramedical practitioners	1	0.0%
2250	Veterinarians	2	0.0%
2261	Dentists	0	
2262	Pharmacists	5	0.1%
2263	Environmental and occupational health and hygiene profession	0	
2264	Physiotherapists	0	
2265	Dieticians and nutritionists	0	
2266	Audiologists and speech therapists	0	
2267	Optometrists and ophthalmic opticians	0	
2269	Health professionals not elsewhere classified	0	
2310	University and higher education teachers	0	
2320	Vocational education teachers	2	0.0%
2330	Secondary education teachers	0	
2341	Primary school teachers	1	0.0%
2342	Early childhood educators	0	
2351	Education methods specialists	0	
2352	Special needs teachers	0	

## File : Informal\_employee

### # B010A: ISCO

Value	Label	Cases	Percentage
2353	Other language teachers	0	
2354	Other music teachers	0	
2355	Other arts teachers	0	
2356	Information technology trainers	0	
2359	Teaching professionals not elsewhere classified	3	0.1%
2411	Accountants	31	0.8%
2412	Financial and investment advisers	0	
2413	Financial analysts	0	
2421	Management and organization analysts	0	
2422	Policy administration professionals	0	
2423	Personnel and careers professionals	0	
2424	Training and staff development professionals	0	
2431	Advertising and marketing professionals	1	0.0%
2432	Public relations professionals	0	
2433	Technical and medical sales professionals (excluding ICT)	0	
2434	Information and communications technology sales professional	0	
2511	Systems analysts	0	
2512	Software developers	0	
2513	Web and multimedia developers	0	
2514	Applications programmers	0	
2519	Software and applications developers and analysts not elsewh	0	
2521	Database designers and administrators	0	
2522	Systems administrators	0	
2523	Computer network professionals	0	
2529	Database and network professionals not elsewhere classified	0	
2611	Lawyers	0	
2612	Judges	0	
2619	Legal professionals not elsewhere classified	1	0.0%
2621	Archivists and curators	0	
2622	Librarians and related information professionals	2	0.0%
2631	Economists	0	
2632	Sociologists, anthropologists and related professionals	0	
2633	Philosophers, historians and political scientists	0	
2634	Psychologists	0	
2635	Social work and counselling professionals	0	
2636	Religious professionals	1	0.0%
2641	Authors and related writers	0	
2642	Journalists	0	
2643	Translators, interpreters and other linguists	0	
2651	Visual artists	1	0.0%
2652	Musicians, singers and composers	1	0.0%
2653	Dancers and choreographers	0	
2654	Film, stage and related directors and producers	5	0.1%

## File : Informal\_employee

### # B010A: ISCO

Value	Label	Cases	Percentage
2655	Actors	0	
2656	Announcers on radio, television and other media	1	0.0%
2659	Creative and performing artists not elsewhere classified	0	
3111	Chemical and physical science technicians	3	0.1%
3112	Civil engineering technicians	0	
3113	Electrical engineering technicians	0	
3114	Electronics engineering technicians	3	0.1%
3115	Mechanical engineering technicians	1	0.0%
3116	Chemical engineering technicians	0	
3117	Mining and metallurgical technicians	0	
3118	Draughtspersons	0	
3119	Physical and engineering science technicians not elsewhere c	0	
3121	Mining supervisors	0	
3122	Manufacturing supervisors	2	0.0%
3123	Construction supervisors	1	0.0%
3131	Power production plant operators	1	0.0%
3132	Incinerator and water treatment plant operators	1	0.0%
3133	Chemical processing plant controllers	0	
3134	Petroleum and natural gas refining plant operators	0	
3135	Metal production process controllers	0	
3139	Process control technicians not elsewhere classified	0	
3141	Life science technicians (excluding medical)	0	
3142	Agricultural technicians	0	
3143	Forestry technicians	0	
3151	Ships' engineers	0	
3152	Ships' deck officers and pilots	0	
3153	Aircraft pilots and related associate professionals	0	
3154	Air traffic controllers	0	
3155	Air traffic safety electronics technicians	0	
3211	Medical imaging and therapeutic equipment technicians	0	
3212	Medical and pathology laboratory technicians	1	0.0%
3213	Pharmaceutical technicians and assistants	0	
3214	Medical and dental prosthetic technicians	0	
3221	Nursing associate professionals	2	0.0%
3222	Midwifery associate professionals	0	
3230	Traditional and complementary medicine associate professiona	0	
3240	Veterinary technicians and assistants	3	0.1%
3251	Dental assistants and therapists	0	
3252	Medical records and health information technicians	0	
3253	Community health workers	1	0.0%
3254	Dispensing opticians	0	
3255	Physiotherapy technicians and assistants	0	
3256	Medical assistants	0	

## File : Informal\_employee

### # B010A: ISCO

Value	Label	Cases	Percentage
3257	Environmental and occupational health inspectors and associa	0	
3258	Ambulance workers	0	
3259	Health associate professionals not elsewhere classified	0	
3311	Securities and finance dealers and brokers	0	
3312	Credit and loans officers	0	
3313	Accounting associate professionals	1	0.0%
3314	Statistical, mathematical and related associate professional	0	
3315	Valuers and loss assessors	0	
3321	Insurance representatives	0	
3322	Commercial sales representatives	2	0.0%
3323	Buyers	3	0.1%
3324	Trade brokers	0	
3331	Clearing and forwarding agents	0	
3332	Conference and event planners	0	
3333	Employment agents and contractors	0	
3334	Real estate agents and property managers	0	
3339	Business services agents not elsewhere classified	1	0.0%
3341	Office supervisors	3	0.1%
3342	Legal secretaries	0	
3343	Administrative and executive secretaries	0	
3344	Medical secretaries	0	
3351	Customs and border inspectors	0	
3352	Government tax and excise officials	0	
3353	Government social benefits officials	0	
3354	Government licensing officials	0	
3355	Police inspectors and detectives	0	
3359	Regulatory government associate professionals not elsewhere	0	
3411	Police inspectors and detectives	0	
3412	Social work associate professionals	2	0.0%
3413	Religious associate professionals	0	
3421	Athletes and sports players	0	
3422	Sports coaches, instructors and officials	0	
3423	Fitness and recreation instructors and program leaders	0	
3431	Photographers	3	0.1%
3432	Interior designers and decorators	2	0.0%
3433	Gallery, museum and library technicians	3	0.1%
3434	Chefs	0	
3435	Other artistic and cultural associate professionals	0	
3511	Information and communications technology operations technic	0	
3512	Information and communications technology user support techn	2	0.0%
3513	Computer network and systems technicians	0	
3514	Web technicians	0	
3521	Broadcasting and audio-visual technicians	5	0.1%

## File : Informal\_employee

### # B010A: ISCO

Value	Label	Cases	Percentage
3522	Telecommunications engineering technicians	0	
4110	General office clerks	1	0.0%
4120	Secretaries (general)	24	0.6%
4131	Typists and word processing operators	3	0.1%
4132	Data entry clerks	1	0.0%
4211	Bank tellers and related clerks	0	
4212	Bookmakers, croupiers and related gaming workers	0	
4213	Pawnbrokers and money-lenders	0	
4214	Debt-collectors and related workers	0	
4221	Travel consultants and clerks	0	
4222	Contact centre information clerks	0	
4223	Telephone switchboard operators	0	
4224	Hotel receptionists	1	0.0%
4225	Enquiry clerks	0	
4226	Receptionists (general)	27	0.7%
4227	Survey and market research interviewers	0	
4229	Client information workers not elsewhere classified	0	
4311	Accounting and bookkeeping clerks	0	
4312	Statistical, finance and insurance clerks	0	
4313	Payroll clerks	0	
4321	Stock clerks	4	0.1%
4322	Production clerks	0	
4323	Transport clerks	0	
4411	Library clerks	0	
4412	Mail carriers and sorting clerks	0	
4413	Coding, proof-reading and related clerks	0	
4414	Scribes and related workers	0	
4415	Filing and copying clerks	4	0.1%
4416	Personnel clerks	0	
4419	Clerical support workers not elsewhere classified	0	
5111	Travel attendants and travel stewards	2	0.0%
5112	Transport conductors	2	0.0%
5113	Travel guides	1	0.0%
5120	Cooks	190	4.7%
5131	Waiters	171	4.3%
5132	Bartenders	229	5.7%
5141	Hairdressers	383	9.5%
5142	Beauticians and related workers	15	0.4%
5151	Cleaning and housekeeping supervisors in offices, hotels and	0	
5152	Domestic housekeepers	0	
5153	Building caretakers	0	
5161	Astrologers, fortune-tellers and related workers	1	0.0%
5162	Companions and valets	0	

## File : Informal\_employee

### # B010A: ISCO

Value	Label	Cases	Percentage
5163	Undertakers and embalmers	0	
5164	Pet groomers and animal care workers	0	
5165	Driving instructors	0	
5169	Personal services workers not elsewhere classified	2	0.0%
5211	Stall and market salespersons	30	0.7%
5212	Street food salespersons	1	0.0%
5221	Shop keepers	537	13.4%
5222	Shop supervisors	16	0.4%
5223	Shop sales assistants	327	8.2%
5230	Cashiers and ticket clerks	92	2.3%
5241	Fashion and other models	1	0.0%
5242	Sales demonstrators	0	
5243	Door to door salespersons	2	0.0%
5244	Contact centre salespersons	0	
5245	Service station attendants	1	0.0%
5246	Food service counter attendants	130	3.2%
5249	Sales workers not elsewhere classified	9	0.2%
5311	Child care workers	0	
5312	Teachers' aides	0	
5321	Health care assistants	0	
5322	Home-based personal care workers	3	0.1%
5329	Personal care workers in health services not elsewhere class	0	
5411	Fire-fighters	0	
5412	Police officers	1	0.0%
5413	Prison guards	0	
5414	Security guards	104	2.6%
5419	Protective services workers not elsewhere classified	0	
6111	Field crop and vegetable growers	5	0.1%
6112	Tree and shrub crop growers	0	
6113	Gardeners, horticultural and nursery growers	1	0.0%
6114	Mixed crop growers	3	0.1%
6121	Livestock and dairy producers	0	
6122	Poultry producers	0	
6123	Apiarists and sericulturists	0	
6129	Animal producers not elsewhere classified	0	
6130	Mixed crop and animal producers	0	
6210	Forestry and related workers	0	
6221	Aquaculture workers	1	0.0%
6222	Inland and coastal waters fishery workers	0	
6223	Deep-sea fishery workers	0	
6224	Hunters and trappers	0	
6310	Subsistence crop farmers	1	0.0%
6320	Subsistence livestock farmers	0	

## File : Informal\_employee

### # B010A: ISCO

Value	Label	Cases	Percentage
6330	Subsistence mixed crop and livestock farmers	0	
6340	Subsistence fishers, hunters, trappers and gatherers	0	
7111	House builders	9	0.2%
7112	Bricklayers and related workers	102	2.5%
7113	Stonemasons, stone cutters, splitters and carvers	1	0.0%
7114	Concrete placers, concrete finishers and related workers	1	0.0%
7115	Carpenters and joiners	193	4.8%
7119	Building frame and related trades workers not elsewhere clas	0	
7121	Roofers	0	
7122	Floor layers and tile setters	0	
7123	Plasterers	0	
7124	Insulation workers	0	
7125	Glaziers	0	
7126	Plumbers and pipe fitters	2	0.0%
7127	Air conditioning and refrigeration mechanics	0	
7131	Painters and related workers	3	0.1%
7132	Spray painters and varnishers	2	0.0%
7133	Building structure cleaners	0	
7211	Metal moulders and coremakers	0	
7212	Welders and flamecutters	46	1.1%
7213	Sheet-metal workers	0	
7214	Structural-metal preparers and erectors	0	
7215	Riggers and cable splicers	0	
7221	Blacksmiths, hammersmiths and forging press workers	0	
7222	Toolmakers and related workers	0	
7223	Metal working machine tool setters and operators	1	0.0%
7224	Metal polishers, wheel grinders and tool sharpeners	0	
7231	Motor vehicle mechanics and repairers	41	1.0%
7232	Aircraft engine mechanics and repairers	0	
7233	Agricultural and industrial machinery mechanics and repairer	2	0.0%
7234	Bicycle and related repairers	7	0.2%
7311	Precision-instrument makers and repairers	0	
7312	Musical instrument makers and tuners	0	
7313	Jewellery and precious-metal workers	1	0.0%
7314	Potters and related workers	12	0.3%
7315	Glass makers, cutters, grinders and finishers	0	
7316	Sign writers, decorative painters, engravers and etchers	0	
7317	Handicraft workers in wood, basketry and related materials	27	0.7%
7318	Handicraft workers in textile, leather and related materials	1	0.0%
7319	Handicraft workers not elsewhere classified	0	
7321	Pre-press technicians	1	0.0%
7322	Printers	0	
7323	Print finishing and binding workers	1	0.0%



## File : Informal\_employee

### # B010A: ISCO

Value	Label	Cases	Percentage
7411	Building and related electricians	1	0.0%
7412	Electrical mechanics and fitters	0	
7413	Electrical line installers and repairers	0	
7421	Electronics mechanics and servicers	6	0.1%
7422	Information and communications technology installers and ser	0	
7511	Butchers, fishmongers and related food preparers	75	1.9%
7512	Bakers, pastry-cooks and confectionery makers	40	1.0%
7513	Dairy-products makers	4	0.1%
7514	Fruit, vegetable and related preservers	0	
7515	Food and beverage tasters and graders	1	0.0%
7516	Tobacco preparers and tobacco products makers	0	
7521	Wood treaters	8	0.2%
7522	Cabinet-makers and related workers	0	
7523	Woodworking-machine tool setters and operators	8	0.2%
7531	Tailors, dressmakers, furriers and hatters	158	3.9%
7532	Garment and related pattern-makers and cutters	24	0.6%
7533	Sewing, embroidery and related workers	3	0.1%
7534	Upholsterers and related workers	0	
7535	Pelt dressers, tanners and fellmongers	1	0.0%
7536	Shoemakers and related workers	7	0.2%
7541	Underwater divers	0	
7542	Shotfirers and blasters	0	
7543	Product graders and testers (excluding foods and beverages)	0	
7544	Fumigators and other pest and weed controllers	0	
7549	Craft and related workers not elsewhere classified	3	0.1%
8111	Miners and quarriers	55	1.4%
8112	Mineral and stone processing plant operators	0	
8113	Well drillers and borers and related workers	0	
8114	Cement, stone and other mineral products machine operators	0	
8121	Metal processing plant operators	0	
8122	Metal finishing, plating and coating machine operators	0	
8131	Chemical products plant and machine operators	0	
8132	Photographic products machine operators	1	0.0%
8141	Rubber products machine operators	0	
8142	Plastic products machine operators	0	
8143	Paper products machine operators	1	0.0%
8151	Fibre preparing, spinning and winding machine operators	0	
8152	Weaving and knitting machine operators	3	0.1%
8153	Sewing machine operators	4	0.1%
8154	Bleaching, dyeing and fabric cleaning machine operators	0	
8155	Fur and leather preparing machine operators	1	0.0%
8156	Shoemaking and related machine operators	0	
8157	Laundry machine operators	0	

## File : Informal\_employee

### # B010A: ISCO

Value	Label	Cases	Percentage
8159	Textile, fur and leather products machine operators not else	0	
8160	Food and related products machine operators	88	2.2%
8171	Pulp and papermaking plant operators	0	
8172	Wood processing plant operators	0	
8181	Glass and ceramics plant operators	0	
8182	Steam engine and boiler operators	0	
8183	Packing, bottling and labelling machine operators	5	0.1%
8189	Stationary plant and machine operators not elsewhere classif	0	
8211	Mechanical machinery assemblers	1	0.0%
8212	Electrical and electronic equipment assemblers	0	
8219	Assemblers not elsewhere classified	0	
8311	Locomotive engine drivers	0	
8312	Railway brake, signal and switch operators	0	
8321	Motorcycle drivers	0	
8322	Car, taxi and van drivers	5	0.1%
8331	Bus and tram drivers	0	
8332	Heavy truck and lorry drivers	0	
8341	Mobile farm and forestry plant operators	0	
8342	Earthmoving and related plant operators	0	
8343	Crane, hoist and related plant operators	0	
8344	Lifting truck operators	0	
8350	Ships' deck crews and related workers	2	0.0%
9111	Domestic cleaners and helpers	19	0.5%
9112	Cleaners and helpers in offices, hotels and other establishm	93	2.3%
9121	Hand launderers and pressers	2	0.0%
9122	Vehicle cleaners	3	0.1%
9123	Window cleaners	0	
9129	Other cleaning workers	8	0.2%
9211	Crop farm labourers	5	0.1%
9212	Livestock farm labourers	0	
9213	Mixed crop and livestock farm labourers	0	
9214	Garden and horticultural labourers	2	0.0%
9215	Forestry labourers	0	
9216	Fishery and aquaculture labourers	0	
9311	Mining and quarrying labourers	1	0.0%
9312	Civil engineering labourers	0	
9313	Building construction labourers	24	0.6%
9321	Hand packers	9	0.2%
9329	Manufacturing labourers not elsewhere classified	73	1.8%
9331	Hand and pedal vehicle drivers	1	0.0%
9332	Drivers of animal-drawn vehicles and machinery	0	
9333	Freight handlers	29	0.7%
9334	Shelf fillers	0	

## File : Informal\_employee

### # B010A: ISCO

Value	Label	Cases	Percentage
9411	Fast food preparers	99	2.5%
9412	Kitchen helpers	35	0.9%
9510	Street and related service workers	0	
9520	Street vendors (excluding food)	0	
9611	Garbage and recycling collectors	0	
9612	Refuse sorters	0	
9613	Sweepers and related labourers	0	
9621	Messengers, package deliverers and luggage porters	35	0.9%
9622	Odd job persons	27	0.7%
9623	Meter readers and vending-machine collectors	0	
9624	Water and firewood collectors	22	0.5%
9629	Elementary workers not elsewhere classified	15	0.4%
9999		3	0.1%

Warning: these figures indicate the number of cases found in the data file. They cannot be interpreted as summary statistics of the population of interest.

### # ISCO1B010A: ISCO\_FIRST\_LEVELAB010A

<b>Information</b>	[Type= discrete] [Format=numeric] [Range= 1-99] [Missing=*]
<b>Statistics [NW/ W]</b>	[Valid=4012 /-] [Invalid=0 /-]

Value	Label	Cases	Percentage
1	Managers	116	2.9%
2	Professionals	61	1.5%
3	Technical and associate professionals	46	1.1%
4	Clerical support workers	65	1.6%
5	Services and sales workers	2250	56.1%
6	Skilled agricultural, forestry and fishery workers	11	0.3%
7	Craft and related trade workers	792	19.7%
8	Plant and machine operators and assemblers	166	4.1%
9	Elementary occupations	502	12.5%
10	Armed forces occupations	0	
99	Missing values	3	0.1%

Warning: these figures indicate the number of cases found in the data file. They cannot be interpreted as summary statistics of the population of interest.

### # B020: Nature of your employment contract

<b>Information</b>	[Type= discrete] [Format=numeric] [Range= 1-9] [Missing=*]
<b>Statistics [NW/ W]</b>	[Valid=4012 /-] [Invalid=0 /-]

Value	Label	Cases	Percentage
1	Permanent worker	3343	83.3%
2	Temporary worker(possibility of renewal)	371	9.2%
3	Casual worker	12	0.3%
4	Seasonal worker	20	0.5%
5	Daily worker	238	5.9%
6	Other (specify)	26	0.6%
9	Missing value	2	0.0%

Warning: these figures indicate the number of cases found in the data file. They cannot be interpreted as summary statistics of the population of interest.

## File : Informal\_employee

### # B020S: Other-Specify

Information [Type= discrete] [Format=character] [Missing=\*]

Statistics [NW/ W] [Valid=25 /-] [Invalid=0 /-]

Value	Label	Cases	Percentage
AHABA RIMWE NA RIMWE		1	4.0%
AKORERA UMURYANGO ADAHAMBWA		1	4.0%
AKORERA UMUVANDIMW		1	4.0%
ARACYARI MU GERAGEZWA		1	4.0%
ARIKORERA		3	12.0%
AZA IYO ABONETSE		1	4.0%
BYOSE NI IBYABO		1	4.0%
COOPERATIVE		3	12.0%
NTA CONTRACT		1	4.0%
NTA CONTRACT AHARI		1	4.0%
NTABWO AHEMBA		1	4.0%
NYIR'UMUTUNG		1	4.0%
NYIRAKABARE		1	4.0%
NYIRI AKABARI		1	4.0%
NYIRI ATELIER		1	4.0%
NYIRI IKIGO AKORAMO		1	4.0%
UMUKOZI UDAHAMBWA		1	4.0%
UMUKOZI UKORA MU MIRIMO YOMURU		1	4.0%
UMUKOZI WOMUMURYAI UDAHAMBWA		1	4.0%
UMURIMA WE		1	4.0%
UMUYOBOZI WA COOPERATIVE		1	4.0%

Warning: these figures indicate the number of cases found in the data file. They cannot be interpreted as summary statistics of the population of interest.

### # B030: Type of contract of your main employment

Information [Type= discrete] [Format=numeric] [Range= 1-9] [Missing=\*]

## File : Informal\_employee

### # B030: Type of contract of your main employment

Statistics [NW/ W] [Valid=4012 /-] [Invalid=0 /-]

Value	Label	Cases	Percentage
1	Written contract	310	7.7%
2	Oral contract	2138	53.3%
3	No contract	1526	38.0%
4	Do not know / not sure	6	0.1%
5	Other (specify)	31	0.8%
9	Missing Value	1	0.0%

Warning: these figures indicate the number of cases found in the data file. They cannot be interpreted as summary statistics of the population of interest.

### # B030S: Other-Specify

Information [Type= discrete] [Format=character] [Missing=\*]

Statistics [NW/ W] [Valid=30 /-] [Invalid=0 /-]

Value	Label	Cases	Percentage
AFATANYIJE N'IMUGABO WE		1	3.3%
ARIKORERA		12	40.0%
ARIKORESHA		2	6.7%
ARITORERA		1	3.3%
BARIKORERA		1	3.3%
NI AHE		1	3.3%
NI NYIRAHU		1	3.3%
NI NYIRI IKIGO		1	3.3%
NI NYIRIKIGO		1	3.3%
NTAYO		2	6.7%
NYIRABYO		1	3.3%
NYIRI AKABARI		1	3.3%
NYIRI ATELIER		1	3.3%
NYIRI KIGO		1	3.3%
OWN BUSINESS		1	3.3%
UMUKOZI WO MUMURYANGU ADAHMBW		1	3.3%
YIRAKABARE		1	3.3%

Warning: these figures indicate the number of cases found in the data file. They cannot be interpreted as summary statistics of the population of interest.

### # B040: When did you start working for this organization?

Information [Type= discrete] [Format=numeric] [Range= 1970-9999] [Missing=\*]

Statistics [NW/ W] [Valid=4012 /-] [Invalid=0 /-]

Value	Label	Cases	Percentage
1970		1	0.0%
1974		2	0.0%

## File : Informal\_employee

### # B040: When did you start working for this organization?

Value	Label	Cases	Percentage
1982		1	0.0%
1984		1	0.0%
1985		1	0.0%
1986		2	0.0%
1987		2	0.0%
1988		3	0.1%
1990		2	0.0%
1992		1	0.0%
1993		2	0.0%
1994		2	0.0%
1995		11	0.3%
1996		12	0.3%
1997		14	0.3%
1998		17	0.4%
1999		19	0.5%
2000		53	1.3%
2001		36	0.9%
2002		29	0.7%
2003		49	1.2%
2004		41	1.0%
2005		91	2.3%
2006		96	2.4%
2007		221	5.5%
2008		345	8.6%
2009		514	12.8%
2010		679	16.9%
2011		1684	42.0%
2012		74	1.8%
9999	Missing value	7	0.2%

Warning: these figures indicate the number of cases found in the data file. They cannot be interpreted as summary statistics of the population of interest.

### # Curr\_exp: Experience in current establishment

**Information** [Type= continuous] [Format=numeric] [Range= 0-99] [Missing=\*]

**Statistics [NW/ W]** [Valid=4012 /-] [Invalid=0 /-] [Mean=2.174 /-] [StdDev=5.217 /-]

### # Interv\_curr\_exp

**Information** [Type= discrete] [Format=numeric] [Range= 1-9] [Missing=\*]

**Statistics [NW/ W]** [Valid=4012 /-] [Invalid=0 /-]

Value	Label	Cases	Percentage
1	Less than 1 year	1758	43.8%
2	1-2	1193	29.7%
3	3-4	566	14.1%
4	5-7	228	5.7%
5	8-10	114	2.8%

## File : Informal\_employee

### # Interv\_curr\_exp

Value	Label	Cases	Percentage
6	11-13	89	2.2%
7	14+	57	1.4%
9	Not Specified	7	0.2%

Warning: these figures indicate the number of cases found in the data file. They cannot be interpreted as summary statistics of the population of interest.

### # B041: Does your current job match your skills/received trainings/studies?

<b>Information</b>	[Type= discrete] [Format=numeric] [Range= 1-9] [Missing=*]
<b>Statistics [NW/ W]</b>	[Valid=4012 /-] [Invalid=0 /-]

Value	Label	Cases	Percentage
1	Yes	2518	62.8%
2	No (other job than qualific.)	595	14.8%
3	No (lower level than qualific.)	239	6.0%
4	No (higher level than qualific.)	40	1.0%
5	Not applicable (no training)	615	15.3%
9	Missing value	5	0.1%

Warning: these figures indicate the number of cases found in the data file. They cannot be interpreted as summary statistics of the population of interest.

### # B050: Is this your first employment in Rwanda

<b>Information</b>	[Type= discrete] [Format=numeric] [Range= 1-9] [Missing=*]
<b>Statistics [NW/ W]</b>	[Valid=4012 /-] [Invalid=0 /-]

Value	Label	Cases	Percentage
1	Yes	2536	63.2%
2	No	1476	36.8%
9	Missing value	0	

Warning: these figures indicate the number of cases found in the data file. They cannot be interpreted as summary statistics of the population of interest.

### # B060: Establishment you worked for before joining your current employer?

<b>Information</b>	[Type= discrete] [Format=numeric] [Range= 1-9] [Missing=*]
<b>Statistics [NW/ W]</b>	[Valid=1476 /-] [Invalid=2536 /-]

Value	Label	Cases	Percentage
1	Ministry and other Public institutions	123	8.3%
2	Parastatal	12	0.8%
3	Company	1189	80.6%
4	Co-operative	56	3.8%
5	NGO/CSO/CBO	26	1.8%
6	Other (specify)	67	4.5%
9	Missing value	3	0.2%
Sysmiss		2536	

Warning: these figures indicate the number of cases found in the data file. They cannot be interpreted as summary statistics of the population of interest.

### # B060S: Other-specify

<b>Information</b>	[Type= discrete] [Format=character] [Missing=*]
<b>Statistics [NW/ W]</b>	[Valid=65 /-] [Invalid=0 /-]

Value	Label	Cases	Percentage
ABAHINZI		1	1.5%

## File : Informal\_employee

### # B060S: Other-specify

Value	Label	Cases	Percentage
ABIKORERA		1	1.5%
FAMILLE		2	3.1%
GUCURUZA AMATUNGO		1	1.5%
GUCURUZA BOUTIQUE		1	1.5%
GUHINGIRA ABATURAGE		1	1.5%
GUHINGIRA AMAFARANGA		1	1.5%
GUKORA MU RUGO		1	1.5%
GUTWARA IGARE		1	1.5%
IKIGO CYA LETA		1	1.5%
KUBAKA		1	1.5%
KUDANDAZA		1	1.5%
KUDANDAZA AGATARO KWISOKO		1	1.5%
KUROBA		1	1.5%
KWIKORERA		1	1.5%
KWIKORERA / UBUBAJI		1	1.5%
MU RUGO		4	6.2%
NARI UMU PHOTOGRAPHE		1	1.5%
NARIKORERAG		1	1.5%
UBUCURUZI		1	1.5%
UBUHINZI		3	4.6%
UBWUBATSI		1	1.5%
UMUFUNDI		1	1.5%
UMUKOZI WO MU RUGO		1	1.5%
UMUNTU KU GITI CYE		3	4.6%
UMUNTU WIKORERA		1	1.5%
UMURYANGO		1	1.5%
URUGO		14	21.5%
URUGO(GUHIN)		1	1.5%
YACURUZAGA UBUCONSHO		1	1.5%
YAKORAGA MUGIKONI AHANTU		1	1.5%



## File : Informal\_employee

### # B060S: Other-specify

Value	Label	Cases	Percentage
YAKORERAGA MU ISOKO/ BOUTIQUE		1	1.5%
YARI KORERAGA		1	1.5%
YARICURIRIJE		1	1.5%
YARIKORARAG		1	1.5%
YARIKORERAG		7	10.8%
YARIKORERAG UBUCURUZI		1	1.5%
YATARAGA MOTO Y'UNDI MUNTU		1	1.5%

Warning: these figures indicate the number of cases found in the data file. They cannot be interpreted as summary statistics of the population of interest.

### # B061: What was your employment status

<b>Information</b>	[Type= discrete] [Format=numeric] [Range= 1-9] [Missing=*]
<b>Statistics [NW/ W]</b>	[Valid=1476 /-] [Invalid=2536 /-]

Value	Label	Cases	Percentage
1	Own account worker	387	26.2%
2	Employer	36	2.4%
3	Employee	1019	69.0%
4	Unpaid family worker	27	1.8%
9	Missing value	7	0.5%
Sysmiss		2536	

Warning: these figures indicate the number of cases found in the data file. They cannot be interpreted as summary statistics of the population of interest.

### # B070: Establishment's main economic activity

<b>Information</b>	[Type= discrete] [Format=character] [Missing=*]
<b>Statistics [NW/ W]</b>	[Valid=1470 /-] [Invalid=0 /-]

Value	Label	Cases	Percentage
ABAHINZI BOROZI		1	0.1%
ABANTU NIBINTU GUTWARA		1	0.1%
ABIHAYIMANA B'ABABIKIRA		1	0.1%
ABUSUGIRE BW'IGIHUGU		1	0.1%
AFRIFOM		1	0.1%
AGENCE DE TRANSPORT		1	0.1%
AGENCE EN DOUANE		1	0.1%
AGENCE YA HORIZON		1	0.1%
AGRICULTURE FAMING		1	0.1%

## File : Informal\_employee

### # B070: Establishment's main economic activity

Value	Label	Cases	Percentage
AKABARE K'INZOGA		1	0.1%
AKABARE KINZOGA		1	0.1%
AKABARE KINZOGA ZA BRASSERIE		1	0.1%
AKABARI		17	1.2%
AKABARI K'INZOGA		1	0.1%
AKABARI K'URWAGWA		1	0.1%
AKABASI		1	0.1%
AKABATI		1	0.1%
AKARERE KA NGOMA		1	0.1%
AKAZI KO MU RUGO		3	0.2%
AKAZI KOMURUGO ISUKU GUTEKA		1	0.1%
AKAZU GATANGA AMAZI		1	0.1%
ALIMENTATION		5	0.3%
ALIMENTATION CUSTOMER CARE		1	0.1%
ALIMENTATION ICURUZA AMATA		1	0.1%
ALIMENTATION SHEMA		1	0.1%
AMASHURI Y'IMYUGA		1	0.1%
ASHINZWE KWUBAKA IMIHANDA		1	0.1%
ATEERLIE DE MUNUISIER		1	0.1%
ATELEIR IBUMA RADIO TELEVISION		1	0.1%
ATELERIE DE COUTURE		1	0.1%
ATELIE		1	0.1%
ATELIE D'ART		1	0.1%
ATELIE IBAZA		1	0.1%
ATELIE Y'UBUBAJI		1	0.1%
ATELIER		1	0.1%

## File : Informal\_employee

### # B070: Establishment's main economic activity

Value	Label	Cases	Percentage
ATELIER DE COUTURE		3	0.2%
ATELIER DE MENUISERIE		1	0.1%
ATELIER DE MENUISERIE		3	0.2%
ATELIER DE MENUSERIE		1	0.1%
ATELIER DE MINUISERIE		1	0.1%
ATELIER DE SOUDIRE		1	0.1%
ATELIER DE SOUDURE		2	0.1%
ATELIER IBAZA		1	0.1%
ATELIER IKORA IMMEUBLE		1	0.1%
ATELIER YIMBAHO		1	0.1%
ATELIER YUBUBAJI		4	0.3%
ATELIER YO KUBAZA		1	0.1%
ATELIER ZIBAZA		1	0.1%
ATELIERIER DE COUTURE		1	0.1%
AATELLIER DE MENUISIERE		1	0.1%
AATELUE DE SOUDURE		1	0.1%
BANK		2	0.1%
BAOBA HOTEL		1	0.1%
BAR		13	0.9%
BAR (GUCURUZA UBUNYOBWA IBIRIB		1	0.1%
BAR AKABARI		1	0.1%
BAR AND RESTO		1	0.1%
BAR KUDANDAZA IBYO KUNYWA FANT		1	0.1%
BAR MUKUBITE UMWICE		1	0.1%

## File : Informal\_employee

### # B070: Establishment's main economic activity

Value	Label	Cases	Percentage
BAR NOMME STELLA		1	0.1%
BAR RESTAURANT		2	0.1%
BAR RESTO		1	0.1%
BAR UBUCURUZI		2	0.1%
BAR(GUCURUZ INZOGA)		1	0.1%
BAR,UBUCURU BW'INZOGA		1	0.1%
BAR-RESTAURANT		1	0.1%
BARABAZAGA		1	0.1%
BOUCHEIRE		1	0.1%
BOUCHERIE		3	0.2%
BOULANGERIE		4	0.3%
BOULANGERIE ITEKA IMIGATI		1	0.1%
BOULANGERIE Y'AMANDAZI		1	0.1%
BOULANGERIE YA JOHN		1	0.1%
BOUTIQUE		10	0.7%
BOUTIQUE AMAVUTA YO KWISIGA		1	0.1%
BOUTIQUE IDANDAZA		1	0.1%
BOUTIQUE IDANDAZA IBIRIBWA		1	0.1%
BOUTIQUE UBUCONCO		1	0.1%
BOUTIQUE UBUCURUZI		1	0.1%
BOUTIQUE Y'IBYOKURYA		1	0.1%
BOUTIQUE YIGANJEMO IBIRIBWA		2	0.1%
BOUTIQUE(KUI UMUNYU,IFU)		1	0.1%
CABARET		2	0.1%
CAFE INTERNET		1	0.1%
CAFETARIA		1	0.1%
CAISSIER		1	0.1%
CAMERWA		1	0.1%

## File : Informal\_employee

### # B070: Establishment's main economic activity

Value	Label	Cases	Percentage
CAMERWA(KU) IMITI)		1	0.1%
CAMPAGNIE DE TRANSPORT		1	0.1%
CANTINE Y'ICYAYI N'AMANDAZI		1	0.1%
CANTINE Y'IKIGO ST ANDRE		1	0.1%
CARD AFRICA		1	0.1%
CERCLE SPORTIF		1	0.1%
CERCLE SPORTIFS		1	0.1%
CHINESSE RAOD CONSTRUCTION		1	0.1%
CITY VALLEY MOTEL		1	0.1%
COGOSHA OMOSATSI		1	0.1%
COMMISSION Y'AMATORA Y'IGIHUGU		1	0.1%
COMMUNE RUHASHYA		1	0.1%
COMPANY ICURUZA PRODUITS		1	0.1%
COMPASSION		1	0.1%
CONSTRUCTION		1	0.1%
CONTRUCTION		1	0.1%
COOP YO KWENGA NO GUCURUZA INZ		1	0.1%
COOPERATIVE		1	0.1%
COOPERATIVE IHINGA ICYAYI		1	0.1%
COOPERATIVE IKORA IMIGATI		1	0.1%
COOPERATIVE YENGA INZOGA		1	0.1%
COPERATIVE Y'ABAMOTARI		1	0.1%
COPERATIVE Y'UBUDOZI/ UBUBOSHY		1	0.1%

## File : Informal\_employee

### # B070: Establishment's main economic activity

Value	Label	Cases	Percentage
COPEVEM(ABA B'ICYAYI)		1	0.1%
COUTURE		2	0.1%
CYAKORAGA IBYA SECRETARIAT PUB		1	0.1%
CYAKORAGA UMURIMO WO KWOGOSHA		2	0.1%
CYARI AKABARE		1	0.1%
CYARI AKABARET KURUSHASHI		1	0.1%
CYARI ENTERPRISE YA COSNTRUCTI		1	0.1%
CYARI ISOKO		1	0.1%
CYARI MOUCHERIE DE MUKAMIRA		1	0.1%
CYARI URUGANDA SODEPARAL		1	0.1%
CYARI URUSYO		1	0.1%
CYBER CAFE		1	0.1%
CYBER-CAFE		1	0.1%
CYIGISHAGA GUFUMA,GUTE		1	0.1%
DECORATION		1	0.1%
DEPOT IRANGUZA		1	0.1%
DEPOT Y'AMASAKA(KI		1	0.1%
DEVELOPMENT		1	0.1%
DISPENSAIRE		2	0.1%
ECOLE DES LANGUES		1	0.1%
ECONOMAT		1	0.1%
ECONOMAT GENERAL		1	0.1%
ECONOMAT GENERAL(UBU		1	0.1%
EDUCATION		1	0.1%
EDUCATION PRIMAIRE		1	0.1%
EDUCATION SYBE		1	0.1%

## File : Informal\_employee

### # B070: Establishment's main economic activity

Value	Label	Cases	Percentage
EDUCATION/ SECONDAIRE		1	0.1%
ELECTROGAZ		1	0.1%
ENSEIGNANT		1	0.1%
ENTREPRISE DE CONSTRUCTION		1	0.1%
ENTREPRISE KOMIKA		1	0.1%
ENTRETIEN GENERAL		1	0.1%
EWASA		1	0.1%
EWASA GUTANGA AMAZI N'AMASHYANY		1	0.1%
EXPRESS GARAGE		1	0.1%
FACTORY		1	0.1%
FAMER ET FERME		1	0.1%
FAMILLE		2	0.1%
FARM Y'INKA		1	0.1%
GARAGE		9	0.6%
GENERAL CONSTRUCTION		1	0.1%
GISHINZWE UMUTEKANO		1	0.1%
GROUPE SCOLAIRE PRIMAIRE SECON		1	0.1%
GUCA IMANZA		1	0.1%
GUCUKURA AMABUYE Y'AGACIRO		2	0.1%
GUCUKURA AMABUYE YAGACIRO		1	0.1%
GUCUKURA AMATERASI Y'INDINGANI		1	0.1%
GUCUKURA IMICANGA		1	0.1%
GUCUKURA NO GUCURUZA UMUCANGA		1	0.1%
GUCUKURA UMUCANGA		1	0.1%

## File : Informal\_employee

### # B070: Establishment's main economic activity

Value	Label	Cases	Percentage
GUCUMBIKIRA ABANTU		1	0.1%
GUCUNGA UMUTEKANO		4	0.3%
GUCUNGA UMUTEKANO NUBUSUGIRE		1	0.1%
GUCUNGA UMUTEKANO WIGIHUGU CYU		1	0.1%
GUCURUZA		3	0.2%
GUCURUZA IMBOGA UBNDANDAZI		1	0.1%
GUCURUZA / BOUTIQUE		1	0.1%
GUCURUZA ACCESOIRE ZA TEL		1	0.1%
GUCURUZA AKABARI		1	0.1%
GUCURUZA AMA CARTE YA TELEPHON		1	0.1%
GUCURUZA AMABUYE Y'UBWUBATSI		1	0.1%
GUCURUZA AMAGI		1	0.1%
GUCURUZA AMANDAZI		1	0.1%
GUCURUZA AMARANGI		1	0.1%
GUCURUZA AMARONJI		1	0.1%
GUCURUZA AMASABUNE		1	0.1%
GUCURUZA AMASAKA		1	0.1%
GUCURUZA AMATA		1	0.1%
GUCURUZA AMATA NA FANTA		1	0.1%
GUCURUZA AMATUNGO		1	0.1%
GUCURUZA AMATUNGO (INKA)		1	0.1%
GUCURUZA AMATUNGO MAGUFI		1	0.1%



## File : Informal\_employee

### # B070: Establishment's main economic activity

Value	Label	Cases	Percentage
GUCURUZA AMAVUTA		1	0.1%
GUCURUZA BOUTIQUE		6	0.4%
GUCURUZA CAGUWA		1	0.1%
GUCURUZA IBINYOBWA		2	0.1%
GUCURUZA IBINYOBWA BISINDISHA		1	0.1%
GUCURUZA IBIRAHURE		1	0.1%
GUCURUZA IBIRAYI		3	0.2%
GUCURUZA IBIRYO RESTAURANT		1	0.1%
GUCURUZA IBISHYIMBO		1	0.1%
GUCURUZA ICYAYI		1	0.1%
GUCURUZA IKIGAGE		2	0.1%
GUCURUZA IMBOGA		1	0.1%
GUCURUZA IMBUTO		1	0.1%
GUCURUZA IMICERI		2	0.1%
GUCURUZA IMIGATI		2	0.1%
GUCURUZA IMITI Y'AMATUNGO		1	0.1%
GUCURUZA IMYAKA		1	0.1%
GUCURUZA IMYAKQA		1	0.1%
GUCURUZA IMYAMA		1	0.1%
GUCURUZA IMYENDA		3	0.2%
GUCURUZA IMYENDA ANADANDAZA		1	0.1%
GUCURUZA IMYENDA BADANDAZA		1	0.1%
GUCURUZA IMYENDA MU ISOKO		1	0.1%

## File : Informal\_employee

### # B070: Establishment's main economic activity

Value	Label	Cases	Percentage
GUCURUZA IMYENDA Y'ABANA		1	0.1%
GUCURUZA IMYENDA YA MAGAZIN		1	0.1%
GUCURUZA INKWETO		1	0.1%
GUCURUZA INKWETO N'IMYENDA		1	0.1%
GUCURUZA INYAMA		5	0.3%
GUCURUZA INYANYA		1	0.1%
GUCURUZA INYONGERA MUSARURO		1	0.1%
GUCURUZA INZOGA		1	0.1%
GUCURUZA INZOGA(AKAB.		2	0.1%
GUCURUZA KU AGATARO		1	0.1%
GUCURUZA MU ISOKO		2	0.1%
GUCURUZA MURI BOUTIQUE		1	0.1%
GUCURUZA MURI RESTAURANT		1	0.1%
GUCURUZA NO GUKORA IKIGAGE		1	0.1%
GUCURUZA NO KURANGUZA INZOGA		1	0.1%
GUCURUZA TEREFONI N'AMAKARITA		1	0.1%
GUCURUZA UBU CONSHO		1	0.1%
GUCURUZA UBUCONCO		3	0.2%
GUCURUZA UBUCONSHO		3	0.2%
GUCURUZA UBUSHERA		1	0.1%
GUCURUZA UMUCERI		1	0.1%
GUCURUZA URWAGWA		1	0.1%

## File : Informal\_employee

### # B070: Establishment's main economic activity

Value	Label	Cases	Percentage
GUCURUZA URWARWA		1	0.1%
GUCURUZA(DE		1	0.1%
GUFASHA ABANA B'IMPFUBYI		1	0.1%
GUFASHA IMFUBYI,AMAS		1	0.1%
GUFOTORA		2	0.1%
GUHINBA IBISHYIMBO MISHINGIRIR		1	0.1%
GUHINGA		3	0.2%
GUHINGA AMASAKA		2	0.1%
GUHINGA AMASHAZA		1	0.1%
GUHINGA IBIGOLI		1	0.1%
GUHINGA IBIHINGWA NGANDURARU		1	0.1%
GUHINGA IBIRAYI		3	0.2%
GUHINGA IBISHYIMBO		10	0.7%
GUHINGA IBSHYIMBO,IBI		1	0.1%
GUHINGA ICYAYI		2	0.1%
GUHINGA IKAWA		1	0.1%
GUHINGA IMBOGA		2	0.1%
GUHINGA IMYAKA		1	0.1%
GUHINGA IMYUMBATI		1	0.1%
GUHINGA INANASI		1	0.1%
GUHINGA INGANDURARU		2	0.1%
GUHINGA INGANO		1	0.1%
GUHINGA KAWA		1	0.1%
GUHINGA NO KORORA		2	0.1%
GUHINGA NO KOROZA		1	0.1%
GUHINZI IBIRAYI		1	0.1%

## File : Informal\_employee

### # B070: Establishment's main economic activity

Value	Label	Cases	Percentage
GUKANIKA ,GUMBI AMAGARE		1	0.1%
GUKANIKA AMAGARE		3	0.2%
GUKANIKA AMAGARE MURI DUHAGURI		1	0.1%
GUKODESHA AMAGARE		1	0.1%
GUKODESHA VELOS AMAGARE YA SPO		1	0.1%
GUKORA AMAGARE		5	0.3%
GUKORA AMANDAZI		1	0.1%
GUKORA AMANDAZI NO KUYACURUZA		1	0.1%
GUKORA AMARANGI		1	0.1%
GUKORA AMASABUNE		1	0.1%
GUKORA AMAZI NEZA MU RUGANDA		1	0.1%
GUKORA CARTE POSATLE		1	0.1%
GUKORA CARTE POSTALE		1	0.1%
GUKORA CARTE POSTALE,INVITATION		1	0.1%
GUKORA IMIGATI		1	0.1%
GUKORA IMIHANDA		2	0.1%
GUKORA IMITAKO		1	0.1%
GUKORA IMYENDA		1	0.1%
GUKORA IMYENDA(UTE)		1	0.1%
GUKORA INZOGA		1	0.1%
GUKORA INZOGA MU BITOKI		1	0.1%

## File : Informal\_employee

### # B070: Establishment's main economic activity

Value	Label	Cases	Percentage
GUKORA MURI SONATUBE		1	0.1%
GUKORA NO KUYOBORA AMATORA		1	0.1%
GUKORERA MURI IKIPE		1	0.1%
GUKURUZA IKARITO BOMBON BISCOU		1	0.1%
GUKWIRAKWIZ AMAZI MEZA		1	0.1%
GUKWIRAKWIZ AMAZI MU BATURAGE		1	0.1%
GUPAKIRA IBIRAYI		1	0.1%
GUPIMA IKIGAGE		1	0.1%
GUPIMA IMISURU		1	0.1%
GUPIMA INZOGA		1	0.1%
GURUZA BOUTIQUE		1	0.1%
GUSANA IMIHANDA SRABARG		1	0.1%
GUSIGA IRANGI		1	0.1%
GUSOKOZA IMISATSI		1	0.1%
GUSUDIRA		2	0.1%
GUSUDIRA IBYUMA		1	0.1%
GUSUDIRA INZUGI AMADIRISHYA		1	0.1%
GUSYA		2	0.1%
GUSYA AMASAKA IBIGOLI		1	0.1%
GUSYA IMYAKA		2	0.1%
GUSYA IMYUMBATI		1	0.1%
GUSYA(AMASA		1	0.1%
GUTANGA AMASHANYAR EWASA		1	0.1%

## File : Informal\_employee

### # B070: Establishment's main economic activity

Value	Label	Cases	Percentage
GUTANGA IBYO KURYA		1	0.1%
GUTANGA SERVICE Y'IMODOKA		1	0.1%
GUTANGA SERVICE ZO MU BUKWE		1	0.1%
GUTANGA UBUREZI MURI PRIMAIRE		1	0.1%
GUTANGA UMURIRO W'AMASHYAN		1	0.1%
GUTEGURA AMAKWE		1	0.1%
GUTEKA		1	0.1%
GUTEKA IBINYO		1	0.1%
GUTEKA IBIRYO		1	0.1%
GUTEKA IBIRYO RESTAURANT		1	0.1%
GUTEKA NO GUCURUZA IBIRYO		1	0.1%
GUTEKA NO KUGABURA MU RESTAURA		1	0.1%
GUTEKA NO KUGABURIRA ABANTU		1	0.1%
GUTEKA RESTAURENT		1	0.1%
GUTEKA(RESTAURANT)		1	0.1%
GUTEKERA ABANTU(RESTAURANT)		2	0.1%
GUTUNGANYA GUSYA AMASAKA		1	0.1%
GUTUNGANYA IBISHINGWE		1	0.1%
GUTUNGANYA ICYAYI		4	0.3%
GUTUNGANYA ICYAYI(URUGANDA)		1	0.1%
GUTUNGANYA IKAWA		1	0.1%
GUTUNGANYA IMISATSI		2	0.1%

## File : Informal\_employee

### # B070: Establishment's main economic activity

Value	Label	Cases	Percentage
GUTUNGANYA IMISATSI Y'ABANTU		1	0.1%
GUTUNGANYA ITABI		1	0.1%
GUTUNGANYA KAWUNGA		1	0.1%
GUTUNGANYA NO KUGURISHA KAWA		1	0.1%
GUTUNGANYA UMUCANGA		1	0.1%
GUTWARA ABAGENZE KU MAGARE		1	0.1%
GUTWARA ABAGENZI		6	0.4%
GUTWARA ABAGENZI KWI GARE]		1	0.1%
GUTWARA ABAGENZI MURI MUNIBUS		1	0.1%
GUTWARA ABAGENZI N'IGARE		1	0.1%
GUTWARA ABANTU		3	0.2%
GUTWARA ABANTU KU IGARE		1	0.1%
GUTWARA ABANTU KU MAGARE		1	0.1%
GUTWARA ABANTU KUMAGARE		1	0.1%
GUTWARA ABANTU KURI MOTO		1	0.1%
GUTWARA ABANTU KURI VELO MOTEU		1	0.1%
GUTWARA ABANTU N'IBINTU		1	0.1%
GUTWARA ABANTU NA COURRIER		1	0.1%
GUTWARA IBINTU MU MAZI		1	0.1%

## File : Informal\_employee

### # B070: Establishment's main economic activity

Value	Label	Cases	Percentage
GUTWARA IBINTU N'ABANTU		1	0.1%
GUTWARA IMIZIGO Y'ABANTU		1	0.1%
GUTWARA INGOROFANI		1	0.1%
GUTWIKA AMAKARA		1	0.1%
GUTWIKA AMATAFARI		1	0.1%
HABITATION YAKORAGA MURUGO RW'		1	0.1%
HOTEL		8	0.5%
HOTEL BLUE SKY		1	0.1%
HOTEL NYANJA		1	0.1%
HOTELI		1	0.1%
IBAGIRO RYA NYABUGOGO		1	0.1%
ICUNGAMUTEK GARSEC		1	0.1%
ICYIGO CYITAKUBANA BAMUGAYE		1	0.1%
ICYUMA GISYA		2	0.1%
ICYUMA GISYA IBINYAMPEKE		1	0.1%
ICYUMA GISYA IFU		1	0.1%
ICYUMA GISYA/ UMUNTU KUGITI CYE		1	0.1%
IDUKA		1	0.1%
IDUKA RY'UMUCURUZ		1	0.1%
IGISIRIKARE		3	0.2%
IKIGO CY'AGISIRIKAR		1	0.1%
IKIGO CY'ISHURI KIGENGA		1	0.1%
IKIGO CY'IVUGABUTU		1	0.1%
IKIGO CY'UBUBAJI		1	0.1%



## File : Informal\_employee

### # B070: Establishment's main economic activity

Value	Label	Cases	Percentage
IKIGO CY'UBUCURUZI		1	0.1%
IKIGO CY'UBUREZI		1	0.1%
IKIGO CY'UBWUBATS		1	0.1%
IKIGO CYIGISHA IMYUGA		1	0.1%
IKIGO CYOGOSHA IMISATSI		1	0.1%
IKIGO GISHINZWE ITUMANAHU RTEL		1	0.1%
IKIGO GISHINZWE URUBYIRUKO		1	0.1%
IKIGO GITANGA		1	0.1%
IKIGO KIRERA IMFUBYI KW GISIMB		1	0.1%
IKIGO NDERABUZIMA CYIGENGA		1	0.1%
IMARI NO KUGURIZANYA		1	0.1%
IMASHINI ISYA		1	0.1%
IMIRIMI YO MU RUGO		1	0.1%
IMIRIMO IZAMURA URUGO		1	0.1%
IMIRIMO Y'UBWUBATSI BW'AMAZU		1	0.1%
IMIRIMO Y'URUGO		6	0.4%
IMIRIMO YO MU RUGO		9	0.6%
IMIRIMO YO MURUGO		5	0.3%
IMIRIMO YOMURUGO		1	0.1%
IMISORO N'AMAHORO		1	0.1%
IMODOKA ITWARA INZOGA,UMUCI		1	0.1%
IMODOKA Y'IMIZIGO		1	0.1%

## File : Informal\_employee

### # B070: Establishment's main economic activity

Value	Label	Cases	Percentage
IMPAPURO Z'ISUKU		1	0.1%
IMPRESSION &FOTOCOPIE		1	0.1%
IMPRIMERIE		1	0.1%
INTERSEC SECURITY COMPANY		1	0.1%
INZEGO ZA LETA		1	0.1%
ISAR		2	0.1%
ISAR-RUBONA		2	0.1%
ISHYIRAHAMW RYO KOGOSHA		1	0.1%
ISOKO RY'INKWETO		1	0.1%
ITANURA		1	0.1%
ITUMANAHO		2	0.1%
IVUGA BUTUMWA MU IDINI		1	0.1%
IVUGABUTUMV		1	0.1%
IYAMAMAZA BUHINZI		1	0.1%
KIE		1	0.1%
KIRIZIYA GATURIKA		1	0.1%
KOGOSHA		11	0.7%
KOGOSHA UMUSATSI		1	0.1%
KOGOSHA ABANTU		1	0.1%
KOGOSHA IMISATSI		5	0.3%
KOGOSHA NO GUSUKA IMISATSI		1	0.1%
KOGOSHA UMUSATSI COIFFEUR		1	0.1%
KONGOSHA (SALON DE COIFFURE)		1	0.1%
KOPERATIVE ITWITA AMATAFARI		1	0.1%
KOPERATIVE Y'ABABAJI		1	0.1%
KORORA INKA		1	0.1%

## File : Informal\_employee

### # B070: Establishment's main economic activity

Value	Label	Cases	Percentage
KUBAGA		1	0.1%
KUBAGA INGURUBE		1	0.1%
KUBAGA NO GUCURUZA INYAMA		3	0.2%
KUBAGHA AMATUNGO		1	0.1%
KUBAKA		10	0.7%
KUBAKA AMAZU		2	0.1%
KUBAKA AMAZU MATO		1	0.1%
KUBAKISHA		1	0.1%
KUBARURA NO KWANDIKISHA UBUTAK		1	0.1%
KUBARURA UBUTAKA		1	0.1%
KUBAZA		9	0.6%
KUBAZA IBIKORESHO		1	0.1%
KUBAZA IMBAHO		3	0.2%
KUBAZA IMBAHO NA IMMRBLR		1	0.1%
KUBAZA INZUGI		1	0.1%
KUBAZA LES IMMEBEUBLE		1	0.1%
KUBAZA NO GUSUDIRA		1	0.1%
KUBOHA IMIPIRA Y'ABANA		1	0.1%
KUBOHA UDUSEKE		2	0.1%
KUBUMBA		2	0.1%
KUBUMBA AMATAFARI		12	0.8%
KUBUMBA AMATEGURA		3	0.2%
KUBUMBA AMATEGURA AMADONGO		1	0.1%
KUBUMBA AMATEGURA N'AMATAFARI		1	0.1%
KUBUNGABUN UMUTEKANO		2	0.1%

## File : Informal\_employee

### # B070: Establishment's main economic activity

Value	Label	Cases	Percentage
KUDANDAZA		4	0.3%
KUDANDAZA AMANDAZI		1	0.1%
KUDANDAZA AMASABUNE,A		1	0.1%
KUDANDAZA IBINYOBWA		1	0.1%
KUDANDAZA IBINYOBWA BYA BRALIR		1	0.1%
KUDANDAZA IBIRIBWA NGADURARUGI		1	0.1%
KUDANDAZA IBIRIBWA(BOU		1	0.1%
KUDANDAZA IMBUTO		1	0.1%
KUDANDAZA IMYAKA		2	0.1%
KUDANDAZA IMYENDA		1	0.1%
KUDANDAZA IMYENDA YA CAGUWA		1	0.1%
KUDANDAZA ITOMATI		1	0.1%
KUDANDAZA UBUCONCO		1	0.1%
KUDANDAZA UBUCONSHO		3	0.2%
KUDANDAZA URWAGWA		1	0.1%
KUDEFIRIZA IMISATSI		1	0.1%
KUDETAYA IBINYOBWA(AF		1	0.1%
KUDODA		5	0.3%
KUDODA AMARIBAYA		1	0.1%
KUDODA IBINTU BITANDUKANY		1	0.1%
KUDODA IMYENDA		7	0.5%
KUDODA IMYENDA Y'ABAGORE		1	0.1%
KUDODA UNIFORME		1	0.1%
KUDODA[ATEL DE COUTURE]		1	0.1%

## File : Informal\_employee

### # B070: Establishment's main economic activity

Value	Label	Cases	Percentage
KUGABURIRA ABANA		1	0.1%
KUGABURIRA ABANTU		1	0.1%
KUGEMURA AMASAKA		1	0.1%
KUGURA NO KUGURISHA AMAMODOKA		1	0.1%
KUGURA,GUCU INYAMA Z'IHENE		1	0.1%
KUGURISHA IBINYOBWA(BF		1	0.1%
KUGURISHA IBIRYO BIHIYE		1	0.1%
KUGURISHA IBITOKI,IBISHY		1	0.1%
KUGURISHA IKAWA		1	0.1%
KUGURISHA IMBAHO Z'IBITI		1	0.1%
KUGURISHA IMYENDA		1	0.1%
KUJYANA IBISHEKE KURUGANDA		1	0.1%
KUMENYEKAN IBIKORWA		1	0.1%
KURAGUZA		1	0.1%
KURAGUZA POECE DES RECHARGE		1	0.1%
KURANGURA IMYENDA		1	0.1%
KURANGUZA AMATA		1	0.1%
KURANGUZA IMIGATI,KEKE,		1	0.1%
KURANGUZA INZOGA		1	0.1%
KURANGUZA ISAMAKI		1	0.1%
KURANGUZA PRODUIT		1	0.1%
KURANGUZA SAMBUSA,AMA		1	0.1%
KURANGUZA,G INZOGA		1	0.1%

## File : Informal\_employee

### # B070: Establishment's main economic activity

Value	Label	Cases	Percentage
KURINDA UBUSUGIRE BW'IGIHUGU		3	0.2%
KURINDA UMUTEKANO		1	0.1%
KURINDA UMUTEKANO W'ABANYAGIH		1	0.1%
KUROBA AMAFI		1	0.1%
KUROBA ISAMBAZA		1	0.1%
KURWANYA ISURI		1	0.1%
KURWANYA SIDA		1	0.1%
KURWANYA UBUKENE		1	0.1%
KUVURA		1	0.1%
KWAKIRA ABANTU		1	0.1%
KWAMBUTSA ABANTU		1	0.1%
KWENGA IMITOBE		1	0.1%
KWENGA INZOGA		2	0.1%
KWEREKANA CINEMA		1	0.1%
KWEREKANA FILMS		1	0.1%
KWERWEKANA FILM		1	0.1%
KWIGISHA		3	0.2%
KWIGISHA IJAMBO RY'IMANA		1	0.1%
KWIGISHA IMYUGA		1	0.1%
KWIGISHA PRIMAIRE		1	0.1%
KWIKORERA		1	0.1%
KWIKORERA (KURANGUZA IMYENDA)		1	0.1%
KWITA K'UBUSUGIRE BW'AMSHYAMI		1	0.1%
KWITA NO KURENGERA UMWANA		1	0.1%
KWOGOSHA		4	0.3%

## File : Informal\_employee

### # B070: Establishment's main economic activity

Value	Label	Cases	Percentage
KWOTSA INYAMA		1	0.1%
KWUBAKA IMIHANDA		1	0.1%
LA CORNICHE(GIS)		1	0.1%
MALARIA PREVENTION		1	0.1%
MECANIQUE		2	0.1%
MECANIQUE AUTOMOBILE		1	0.1%
MINADEF		5	0.3%
MINADEF KURINDA UMUTEKANO		1	0.1%
MINEDUC		1	0.1%
MINISITERI Y'UBUREZI(PRI		1	0.1%
MINISTERE Y'INGABO		2	0.1%
MINISTERE YINGABO		1	0.1%
MINISTERI Y'INGABO		1	0.1%
MTN		1	0.1%
MU BUCURUZI BUDANDAZA IBIRIBWA		1	0.1%
MU KABARE		1	0.1%
MU RUGO		2	0.1%
MU RUGO RW'UMUNTU		2	0.1%
MURI ATELIER DE MENUISERIE		1	0.1%
MURUGO		1	0.1%
MURUGO(FAMI		1	0.1%
MWALIMU WA PRIMAIRE		1	0.1%
NARIKORERAG		1	0.1%
NARIKORERAG MU UBUHINZI		1	0.1%
NEW AFRICAN GAMING		1	0.1%
NI AKABARET		1	0.1%
OFFICE Y'AMAKAWA		1	0.1%
PAPETERIE		1	0.1%

## File : Informal\_employee

### # B070: Establishment's main economic activity

Value	Label	Cases	Percentage
PEINTURE Y'INZU		1	0.1%
PEPINIERE(GUTIMBUTO)		1	0.1%
PHARMACIE		1	0.1%
PRODUCTION DU RIZ		1	0.1%
PROJET Y'ICYAYI(NSHUKIVU)		1	0.1%
QUINCAILLERIE		1	0.1%
RDF		1	0.1%
REATAURANT		2	0.1%
REATAURANT AFRIQUE RUHENGARI		1	0.1%
REPARATION DES VEHICULES		1	0.1%
RESATAURANT		1	0.1%
RESEACH KUBYEREKEYE MARALIYA		1	0.1%
RESTAURANT		46	3.1%
RESTAURANT AND ROGEMENT		1	0.1%
RESTAURANT GUTANGA SERVICE		1	0.1%
RESTAURANT ITEKA IBYO KURYA		1	0.1%
RESTAURANT KARISIMBI		1	0.1%
RESTAURANT Y'IBIRYO N'INZOGA		1	0.1%
RESTAURANT(GIBIRYO)		1	0.1%
RESTAURENT		9	0.6%
RESTAURENT (GUCURUZA ADANDAZA		1	0.1%
RESTAURENT KUDANDAZA INYO KURY		1	0.1%
RESTO-BAR		1	0.1%
RSTAURANT		1	0.1%
SALLON DE COIFFURE		1	0.1%
SALON		2	0.1%



## File : Informal\_employee

### # B070: Establishment's main economic activity

Value	Label	Cases	Percentage
SALON DE COIFFEUR		2	0.1%
SALON DE COIFFURE		49	3.3%
SALON DE COIFFURE[KOGUMUT		1	0.1%
SALON DE COIFURE		2	0.1%
SALONN DE COIFFURE		1	0.1%
SALOON DE COIFFURE		2	0.1%
SANTE PUBLIC		1	0.1%
SECRETARIAT PUBLIQUE		1	0.1%
SERECULTURE		1	0.1%
SERENA PLAZA		1	0.1%
SERVEUR BAR		1	0.1%
SITE MEMORIALE		1	0.1%
SNV		1	0.1%
SOCIAL CARE		1	0.1%
SOUDIRE		1	0.1%
SOUDURE		2	0.1%
STATION		1	0.1%
STATION D'ESSENCE		1	0.1%
STATION YA POLICE		1	0.1%
SULFO RWANDA		1	0.1%
TAXI MOTO		1	0.1%
TAXI MOTO GUTWARA ABANTU		1	0.1%
TAXI VOITURE		1	0.1%
TECHNIQUE ELECTRIQUE		1	0.1%
TELECOMMUN SERVICES/ MTN		1	0.1%
TRANSPORT		2	0.1%
UBEUBATSI		1	0.1%
UBHUNZI BW'IMYAKA		1	0.1%
UBUBAJI		22	1.5%

## File : Informal\_employee

### # B070: Establishment's main economic activity

Value	Label	Cases	Percentage
UBUBAJI ,UBUF		1	0.1%
UBUBAJI MURI COOPERATIVE		1	0.1%
UBUBAJI[ATEL IBANZA		1	0.1%
UBUBOSHYI		1	0.1%
UBUBUMBYI		1	0.1%
UBUBUMBYI BWAMATAFAR		1	0.1%
UBUBUMBYI BWAMATAFAR NAMATEGU		1	0.1%
UBUCUKUZI BW'AMABUYE		1	0.1%
UBUCUKUZI BW'AMABUYE Y'AGACIRO		1	0.1%
UBUCURUZI		28	1.9%
UBUCURUZI ,K IMYAKA		1	0.1%
UBUCURUZI BUDANDAZA		3	0.2%
UBUCURUZI BUDANDAZA IMYENDA		1	0.1%
UBUCURUZI BUDETAYA AMATA		1	0.1%
UBUCURUZI BURANGUZA AMANDAZI		1	0.1%
UBUCURUZI BURANGWA IMYAKA		1	0.1%
UBUCURUZI BW'AKABARI		1	0.1%
UBUCURUZI BW'AMABUYE		1	0.1%
UBUCURUZI BW'AMABUYE Y'AGACIRO		1	0.1%
UBUCURUZI BW'AMASABUN IBIRIBW		1	0.1%
UBUCURUZI BW'AMATA		2	0.1%
UBUCURUZI BW'AMATUNG		1	0.1%
UBUCURUZI BW'IBIKORESH BISIMB		1	0.1%

## File : Informal\_employee

### # B070: Establishment's main economic activity

Value	Label	Cases	Percentage
UBUCURUZI BW'IBINYOBWA		1	0.1%
UBUCURUZI BW'IBIRAYI		2	0.1%
UBUCURUZI BW'IBIRIBWA		2	0.1%
UBUCURUZI BW'IBIRIBWA MU ISOKO		2	0.1%
UBUCURUZI BW'IBISHYIMBO		1	0.1%
UBUCURUZI BW'IFU Y'IMYUMBATI		1	0.1%
UBUCURUZI BW'IKIGAGE		2	0.1%
UBUCURUZI BW'IMBUTO		1	0.1%
UBUCURUZI BW'IMIGATI		1	0.1%
UBUCURUZI BW'IMIGATI N'ICYAYI		1	0.1%
UBUCURUZI BW'IMITI Y'AMATUNGO		2	0.1%
UBUCURUZI BW'IMYAKA		3	0.2%
UBUCURUZI BW'IMYAKA(IB)		1	0.1%
UBUCURUZI BW'IMYENDA		2	0.1%
UBUCURUZI BW'IMYENDA CAGUWA		1	0.1%
UBUCURUZI BW'IMYENDA(F)		1	0.1%
UBUCURUZI BW'INYAMA		2	0.1%
UBUCURUZI BW'INYAMA BW'INKA		1	0.1%
UBUCURUZI BW'INZOGA		9	0.6%
UBUCURUZI BW'INZOGA (AKABARI)		1	0.1%
UBUCURUZI BW'INZOGA NA BROCHET		1	0.1%
UBUCURUZI BW'INZOGA NOKWOTSA I		1	0.1%

## File : Informal\_employee

### # B070: Establishment's main economic activity

Value	Label	Cases	Percentage
UBUCURUZI BW'INZOGA(BA		1	0.1%
UBUCURUZI BW'INZOGA(DE		1	0.1%
UBUCURUZI BW'INZOGA/ BAR		1	0.1%
UBUCURUZI BW'ISIMA		1	0.1%
UBUCURUZI BW'ISUKARI		1	0.1%
UBUCURUZI BW'IZINA		1	0.1%
UBUCURUZI BW'UBUCONCC		3	0.2%
UBUCURUZI BW'UBUCONSH		3	0.2%
UBUCURUZI BW'UBUNYOBV		1	0.1%
UBUCURUZI BW'UDUCONCC		1	0.1%
UBUCURUZI BW'UMUNYU		1	0.1%
UBUCURUZI BW'URUTOKI		1	0.1%
UBUCURUZI BWA AMABUYE YAGACIRO		1	0.1%
UBUCURUZI BWA AMATA		1	0.1%
UBUCURUZI BWA BOUTIQUE		6	0.4%
UBUCURUZI BWA BOUTIQUE BWIGANJ		1	0.1%
UBUCURUZI BWA CIMENT		1	0.1%
UBUCURUZI BWA HOTEL,RESTO,I		1	0.1%
UBUCURUZI BWA MUCOMA		1	0.1%
UBUCURUZI BWA RESTAURANT.		1	0.1%
UBUCURUZI BWIBIDIYA		1	0.1%
UBUCURUZI BWIBIRAHURI		1	0.1%

## File : Informal\_employee

### # B070: Establishment's main economic activity

Value	Label	Cases	Percentage
UBUCURUZI BWIMYAKA		1	0.1%
UBUCURUZI BWINYAMA		1	0.1%
UBUCURUZI BWO KUDANDAZA IMBOGA		1	0.1%
UBUCURUZI BWO MU MUHANDA		1	0.1%
UBUCURUZI IMBOGA N'IMBUTO		1	0.1%
UBUCURUZI MURI BOUTIQUE		2	0.1%
UBUCURUZI TELE		1	0.1%
UBUCURUZI W'IMYENDA KUDANDAZA		1	0.1%
UBUCURUZI(BC		1	0.1%
UBUCURUZI/ UBUCONCO		1	0.1%
UBUDANDAZI		1	0.1%
UBUDANDAZI BW'IBIRIBWA		1	0.1%
UBUDANDAZI BW'INYANYA		1	0.1%
UBUDANDAZI BW'INZOGA		1	0.1%
UBUDANDAZI BW'UMUCERI N'ISKARI		1	0.1%
UBUDOZI		11	0.7%
UBUDOZI BW'IMYAMBAR		1	0.1%
UBUDOZI BW'IMYENDA		6	0.4%
UBUDOZI BW'IMYENDA Y'ABAGABO		1	0.1%
UBUDOZI BW'INKWETO		1	0.1%
UBUDOZI BWAKIRA COMMANDE		1	0.1%
UBUDOZI BWO MU ISOKO		1	0.1%
UBUDOZI NO KUBYIGISSHA		1	0.1%

## File : Informal\_employee

### # B070: Establishment's main economic activity

Value	Label	Cases	Percentage
UBUDUZO BW'INKWETO		1	0.1%
UBUGENI N'UBUKORIKOF		1	0.1%
UBUHINZI		19	1.3%
UBUHINZI BUBYARA INYUNGU		1	0.1%
UBUHINZI BUCIRIRITSE		1	0.1%
UBUHINZI BUJYANA KUMASOKO		1	0.1%
UBUHINZI BW'AMASAKA		3	0.2%
UBUHINZI BW'AMASHAZA		1	0.1%
UBUHINZI BW'IBIGORI		1	0.1%
UBUHINZI BW'IBIHINGWA		1	0.1%
UBUHINZI BW'IBIHINGWA NGANDURA		1	0.1%
UBUHINZI BW'IBIJUMBA		1	0.1%
UBUHINZI BW'IBIRAYI		9	0.6%
UBUHINZI BW'IBIRIBWA		1	0.1%
UBUHINZI BW'IBISHIMBO		1	0.1%
UBUHINZI BW'IBISHYIMBO		13	0.9%
UBUHINZI BW'IBITUNGUR		1	0.1%
UBUHINZI BW'ICYAYI		2	0.1%
UBUHINZI BW'IMBOGA		1	0.1%
UBUHINZI BW'IMBUTO		1	0.1%
UBUHINZI BW'IMYAKA		4	0.3%
UBUHINZI BW'IMYAKA ISANZWE		1	0.1%
UBUHINZI BW'IMYAKA(IM)		1	0.1%
UBUHINZI BW'IMYUMBAT		3	0.2%

## File : Informal\_employee

### # B070: Establishment's main economic activity

Value	Label	Cases	Percentage
UBUHINZI BW'IMYUMBAT N'IBISHY		1	0.1%
UBUHINZI BW'IMYUMBAT		1	0.1%
UBUHINZI BW'INANASI		1	0.1%
UBUHINZI BW'INGANO		1	0.1%
UBUHINZI BW'INYANYA		2	0.1%
UBUHINZI BW'UMUCERI		2	0.1%
UBUHINZI BW'URUTOKI N'INANASI		1	0.1%
UBUHINZI BYIBISHYIMBO		1	0.1%
UBUHINZI N'UBWOROZI		10	0.7%
UBUHINZI NGOMBWA RUGO		1	0.1%
UBUHINZI UBWOROZI		1	0.1%
UBUHINZI +UBWOROZI		1	0.1%
UBUHINZI,UBW		1	0.1%
UBUHIONZI IBISHYIMBO		1	0.1%
UBUHUNZI BW'IBISHIMBO		1	0.1%
UBUICURUZI(B		1	0.1%
UBUKANISHI		4	0.3%
UBUKANISHI BW'AMAGARE		17	1.2%
UBUKANISHI BW'IMODOKA SERVICE		1	0.1%
UBUN=HINZI BW'IMYAKA		1	0.1%
UBUNDANDAZI BW'IMYENDA YABAGOR		1	0.1%
UBUNYONZI		2	0.1%
UBUREZI		10	0.7%
UBUREZI BW'AMASHURI		1	0.1%
UBUREZI BW'AMASHURI ABANZA		1	0.1%

## File : Informal\_employee

### # B070: Establishment's main economic activity

Value	Label	Cases	Percentage
UBUREZI BW'AMASHURI MAKURU		1	0.1%
UBUREZI BW'IBANZE		2	0.1%
UBUREZI BWA PRIMAIRE		1	0.1%
UBUREZI BWA SECONDAIRE		1	0.1%
UBUREZI GARDIENNE		1	0.1%
UBUREZI MUMASHULI ABANZA		1	0.1%
UBUREZI MUMASHURI ABANZA		1	0.1%
UBUREZI MURI KAMINUZA		1	0.1%
UBUREZI MURI PRIMAIRE		2	0.1%
UBUREZI MURI UNIVERSITE		1	0.1%
UBUREZI RUSANGE		1	0.1%
UBUREZI(MINE		1	0.1%
UBUREZI(MURI MATERNELLE)		1	0.1%
UBUREZI(PRIM.		1	0.1%
UBUROBYI		4	0.3%
UBUROBYI BW'AMAFI		1	0.1%
UBURUZI BWA RESTAURANT		1	0.1%
UBUSATUZI BW'IMBAHO		1	0.1%
UBUSUDIRIZI		1	0.1%
UBUSUDIZI		1	0.1%
UBUTETSI		1	0.1%
UBUVUZI		1	0.1%
UBUVUZI BWA CENTRE DE SANTE		1	0.1%
UBUYOBOZI BW'IBANZE		1	0.1%
UBUYOBOZI BW'INZEGO ZA LETA		1	0.1%



## File : Informal\_employee

### # B070: Establishment's main economic activity

Value	Label	Cases	Percentage
UBWIBATSI BW'AMAZU		1	0.1%
UBWIKOREZI		2	0.1%
UBWIKOREZI BWIBIRIBWA		1	0.1%
UBWOGOSHI		3	0.2%
UBWOGOSHI BW'UMUSATSI		1	0.1%
UBWOGOSHI(S. DE COIFFURE)		1	0.1%
UBWOGOSHI[S. DE COIFFURE]		1	0.1%
UBWOROZI		2	0.1%
UBWOROZI BW'AKIJYAMBI INKA		1	0.1%
UBWOROZI BW'AMAFI		1	0.1%
UBWOROZI BW'AMATUNGU		1	0.1%
UBWOROZI BW'IMKA		1	0.1%
UBWOROZI BW'INKA		5	0.3%
UBWOROZI MU MA FAMU		1	0.1%
UBWOSHI		2	0.1%
UBWUBATSI		25	1.7%
UBWUBATSI BW'AMA ETAGE		1	0.1%
UBWUBATSI BW'AMAZU		4	0.3%
UBWUBATSI BW'AMAZU MATO		1	0.1%
UBWUBATSI BW'IMIDUGUDI		1	0.1%
UBWUBATSI BW'IMIHANDA		1	0.1%
UBWUBATSI BWA MAZU		1	0.1%
UBWUBATSI BWAMAZU		1	0.1%
UBWUBATSI BWAMAZU YO KUBAMO		1	0.1%
UBWUBATSI UBUSUDIRIZI		1	0.1%
UGUFURINIKA INTEBE		1	0.1%

## File : Informal\_employee

### # B070: Establishment's main economic activity

Value	Label	Cases	Percentage
UMGO		2	0.1%
UMUCURUZI MU KABARI		1	0.1%
UMUCURUZI WA PETROLE		1	0.1%
UMUDOZI		1	0.1%
UMUKOZI WO MU RUGO		1	0.1%
UMUNTU KU GITICYE		1	0.1%
UMURENGE		4	0.3%
UMUREZI MURI PRIMAIRE		1	0.1%
UMURIMO W'UBWOROZI BW'INKA		1	0.1%
UMURIMO WO GUSYA IMYUMBAT,IBI		1	0.1%
UMURIMO WO KUBAGA IHENE		1	0.1%
UMURYANGO IMIRIMO YOMURUGO		1	0.1%
UMURYANGO UFASHA ABATISHOBOY		1	0.1%
UMUSHINGA AQUA- VIRUNGA		1	0.1%
UMUSHINGA UTUNGANYA IGISHANGA		1	0.1%
UMUSHINGA WO KUBAKA INGOMERO		1	0.1%
UMUTEKANO		2	0.1%
UMUTEKANO KUWUCUNGA		1	0.1%
UMUTEKANO MINADEF		1	0.1%
UMUTEKANO(U		1	0.1%
UMUTURAGE (FAMILLE)		1	0.1%
UMUZAMU		1	0.1%
UMWOGOSHI		1	0.1%
UNICEF		1	0.1%
UNR		1	0.1%

## File : Informal\_employee

### # B070: Establishment's main economic activity

Value	Label	Cases	Percentage
URUGAGA RWABAHINZI N'ABOROZI		1	0.1%
URUGANDA MUTANGANA URUGANDA AM		1	0.1%
URUGANDA RUKORA AMASABUNE		1	0.1%
URUGANDA RUKORA AMASAMBUSA		1	0.1%
URUGANDA RUKORA KAWUNGA		1	0.1%
URUGANDA RUKORA MATELAS		1	0.1%
URUGANDA RUSYA AMASAKA N'IMYUM		1	0.1%
URUGANDA RUTUNGANYA IKAWA		1	0.1%
URUGANDA RUTUNGANYA IMPU		1	0.1%
URUGANDA RUTUNGANYA ISHWAGARA		1	0.1%
URUGANDA RW'AMAVUTA		1	0.1%
URUGANDA RW'ICYAYI		3	0.2%
URUGANDA RW'IKAWA		1	0.1%
URUGANDA RW'ISUKARI		1	0.1%
URUGANDA RWA BISCUIT		1	0.1%
URUGANDA RWA UTEXRWA		1	0.1%
URUGANDA RWENGA URWAGWA		1	0.1%
URUGANDA RWIBYAYI		1	0.1%
URUGO		9	0.6%
URUGO RW'UMUNTU		4	0.3%

## File : Informal\_employee

### # B070: Establishment's main economic activity

Value	Label	Cases	Percentage
URUGO RW'UMUZUNGU		1	0.1%
URUGO(FAMILI		1	0.1%
URUGO(IMIRIM YO MU RUGO)		1	0.1%
YABUMBAGA AMATAFARI		1	0.1%
YADANDAZAG. IBINYOBWA BYA BRAL		1	0.1%
YAKORAGA IMIGATI		1	0.1%
YAKORAGA IMIRIMO YO MU RUGO		1	0.1%
YAKORAGA MU MIHANDA		1	0.1%
YAKORAGA UMURIMO W'UBWUBATSI		1	0.1%
YAKORERAGA AKARERE		1	0.1%
YAKORERAGA UMUNTU		1	0.1%
YARI ATELIER DE SOUDURE		1	0.1%
YARI HOTEL IRARWAMO		1	0.1%
YARICURIRIJE		1	0.1%
YARIKORERAG		2	0.1%
YARIKORERAG KU GITI CYE		1	0.1%
YAROGOSHAG.		1	0.1%
YATWARIRAG/ UMUNTU MOTO		1	0.1%
YENGAGA INZOGA		1	0.1%
YOGOSHA IMISATSI Y'ABAGABO		1	0.1%
YOTSAGA MU KABARI		1	0.1%
atelier de couture		1	0.1%
gucuruza imyenda ku buconco		1	0.1%
gukora imihanda yigitaka		1	0.1%
gukora inkweto		1	0.1%

## File : Informal\_employee

### # B070: Establishment's main economic activity

Value	Label	Cases	Percentage
gutunganya ibishanga		1	0.1%
installer les ascenseurs		1	0.1%
kudandaza		1	0.1%
minisiteri yimari		1	0.1%
papeterie		1	0.1%
restaurent		2	0.1%
salon de coiffure		1	0.1%
saloon de coiffure		1	0.1%
ubucuruzi bwinkweto nisakoshi		1	0.1%
ubudandaza bwimboga mu isoko		1	0.1%
ubugenzuzi no gukurikirana		1	0.1%
ubwubatsi bwamazuzi		1	0.1%
umunyonzi		1	0.1%
uruganda rukora plastic		1	0.1%
urugo rw,umuntu		1	0.1%

Warning: these figures indicate the number of cases found in the data file. They cannot be interpreted as summary statistics of the population of interest.

### # B070A: ISIC

Information	[Type= discrete] [Format=numeric] [Range= 111-9999] [Missing=*]		
Statistics [NW/ W]	[Valid=1476 /-] [Invalid=2536 /-]		
Value	Label	Cases	Percentage
111		45	3.0%
112		5	0.3%
113		43	2.9%
119		16	1.1%
122		4	0.3%
123		1	0.1%
127		12	0.8%
129		3	0.2%
130		1	0.1%
141		15	1.0%
150		17	1.2%
161		8	0.5%
164		1	0.1%
210		1	0.1%
220		2	0.1%

## File : Informal\_employee

### # B070A: ISIC

Value	Label	Cases	Percentage
312		8	0.5%
321		1	0.1%
729		8	0.5%
810		4	0.3%
1010		7	0.5%
1040		1	0.1%
1050		1	0.1%
1061		18	1.2%
1071		11	0.7%
1073		2	0.1%
1079		12	0.8%
1101		1	0.1%
1102		3	0.2%
1103		4	0.3%
1104		2	0.1%
1313		9	0.6%
1392		1	0.1%
1393		1	0.1%
1430		1	0.1%
1511		1	0.1%
1520		2	0.1%
1610		33	2.2%
1629		2	0.1%
1709		1	0.1%
1811		2	0.1%
1812		1	0.1%
2013		1	0.1%
2022		1	0.1%
2023		3	0.2%
2392		26	1.8%
2394		1	0.1%
2591		2	0.1%
2592		12	0.8%
2710		1	0.1%
3092		5	0.3%
3100		38	2.6%
3311		1	0.1%
3312		1	0.1%
3315		1	0.1%
3510		6	0.4%
3600		4	0.3%
4100		62	4.2%
4210		9	0.6%

## File : Informal\_employee

### # B070A: ISIC

Value	Label	Cases	Percentage
4321		1	0.1%
4329		1	0.1%
4330		1	0.1%
4390		1	0.1%
4510		1	0.1%
4520		14	0.9%
4530		1	0.1%
4540		6	0.4%
4610		1	0.1%
4620		7	0.5%
4630		21	1.4%
4641		2	0.1%
4652		1	0.1%
4663		8	0.5%
4711		107	7.2%
4721		43	2.9%
4722		11	0.7%
4730		3	0.2%
4741		4	0.3%
4751		1	0.1%
4752		4	0.3%
4761		2	0.1%
4771		24	1.6%
4772		7	0.5%
4774		1	0.1%
4781		10	0.7%
4782		3	0.2%
4799		5	0.3%
4921		11	0.7%
4922		24	1.6%
4923		4	0.3%
5021		1	0.1%
5022		1	0.1%
5120		1	0.1%
5221		5	0.3%
5510		20	1.4%
5610		103	7.0%
5630		101	6.8%
5914		3	0.2%
6120		1	0.1%
6130		1	0.1%
6190		4	0.3%
6399		1	0.1%

## File : Informal\_employee

### # B070A: ISIC

Value	Label	Cases	Percentage
6419		3	0.2%
6910		1	0.1%
6920		1	0.1%
7010		2	0.1%
7110		2	0.1%
7310		1	0.1%
7410		46	3.1%
7420		2	0.1%
7490		1	0.1%
7500		1	0.1%
7729		1	0.1%
7730		2	0.1%
7830		5	0.3%
8010		8	0.5%
8020		3	0.2%
8130		2	0.1%
8211		1	0.1%
8219		4	0.3%
8299		2	0.1%
8411		15	1.0%
8412		6	0.4%
8422		21	1.4%
8423		4	0.3%
8510		30	2.0%
8521		10	0.7%
8530		6	0.4%
8549		2	0.1%
8550		1	0.1%
8610		8	0.5%
8690		1	0.1%
8790		1	0.1%
8890		6	0.4%
9000		8	0.5%
9102		1	0.1%
9200		1	0.1%
9312		1	0.1%
9491		7	0.5%
9499		3	0.2%
9512		1	0.1%
9521		1	0.1%
9523		2	0.1%
9529		21	1.4%
9602		110	7.5%



## File : Informal\_employee

### # B070A: ISIC

Value	Label	Cases	Percentage
9609		1	0.1%
9700		43	2.9%
9810		2	0.1%
9820		6	0.4%
9900		5	0.3%
9999	Not specified	7	0.5%
Sysmiss		2536	

Warning: these figures indicate the number of cases found in the data file. They cannot be interpreted as summary statistics of the population of interest.

### # ISIC1B070A: ISIC\_LEVEL1B070A

<b>Information</b>	[Type= discrete] [Format=numeric] [Range= 1-99] [Missing=*]
<b>Statistics [NW/ W]</b>	[Valid=1476 /-] [Invalid=2536 /-]

Value	Label	Cases	Percentage
1	Agriculture, forestry and fishing	183	12.4%
2	Mining and quarrying	12	0.8%
3	Manufacturing	209	14.2%
4	Electricity, gaz and air conditionning supply	6	0.4%
5	Water supply, gaz and remediation services	4	0.3%
6	Construction	75	5.1%
7	Wholesale and retail trade, repair of motor vehicles and mot	287	19.4%
8	Accomodation and food services	47	3.2%
9	Transportation and storage	224	15.2%
10	Information and communication	10	0.7%
11	Financial and insurence activities	3	0.2%
12	Real estate activities	0	
13	Professional scientific and technical activities	57	3.9%
14	Administrative and support services activities	28	1.9%
15	Public administration and defense, compulsory social securit	46	3.1%
16	Education	49	3.3%
17	Human health and social work activities	16	1.1%
18	Arts, entertainment and recreation	11	0.7%
19	Other services activities	146	9.9%
20	Activities of households as employers, undifferentiated good	51	3.5%
21	Activities of extraterritorial organisations and bodies	5	0.3%
99	Not specified	7	0.5%
Sysmiss		2536	

Warning: these figures indicate the number of cases found in the data file. They cannot be interpreted as summary statistics of the population of interest.

### # B080: What was your occupation

<b>Information</b>	[Type= discrete] [Format=character] [Missing=*]
<b>Statistics [NW/ W]</b>	[Valid=1471 /-] [Invalid=0 /-]

Value	Label	Cases	Percentage
3=		1	0.1%

## File : Informal\_employee

### # B080: What was your occupation

Value	Label	Cases	Percentage
ACURUZA AMAPANTALOI		1	0.1%
ACURUZA INZOGA		1	0.1%
ADODA MODELE ZAJE		1	0.1%
AFFAIRE SOCIALE		1	0.1%
AGENT DE BUREAU		1	0.1%
AGRONOME		1	0.1%
AGRONOMME		1	0.1%
AIDE CUISINIER		1	0.1%
AIDE MACON		6	0.4%
AIDE TOPOGRAPHY		1	0.1%
AIDE WUBAKA USINE		1	0.1%
AIDE-MACON		1	0.1%
AKAZI KO GUFOTORA NA PHOTOCOPI		1	0.1%
AKAZI KO MU RUGO		1	0.1%
AKAZI KO MU RUGO KOSE		1	0.1%
AKAZI KO MURUGO		2	0.1%
AKAZI KOSE KO MU RUGO		1	0.1%
ANIMATRICE		1	0.1%
AUMONIER MU MASHINI		1	0.1%
BAR MAN		2	0.1%
BARMAN		2	0.1%
BOUTIQUE		2	0.1%
BOY CHAUFFEUR		1	0.1%
CAISSIER		5	0.3%
CAISSIERE		9	0.6%
CAPITA CHEF		1	0.1%
CAPITA W'ABAHINZI BICYAYI		1	0.1%
CASHIER		1	0.1%
CHAROI		1	0.1%
CHAUFFEUR		3	0.2%

## File : Informal\_employee

### # B080: What was your occupation

Value	Label	Cases	Percentage
CHEF COMPTABLE WA DEPARTEMENT		1	0.1%
CHEF DE CHANTIER		1	0.1%
CHEF DE CHANTILLON		1	0.1%
CHEF WA CLIENTELLE		1	0.1%
COFFEUSE		1	0.1%
COIFFEUR		27	1.8%
COIFFEUR MURI SALON		1	0.1%
COIFFEUSE		1	0.1%
COIFFURE - FEMME		1	0.1%
COMPTABILITE		1	0.1%
COMPTABLE		2	0.1%
COMPTABLE MURI COOPERATIVE Y'A		1	0.1%
COMPTABLE MURI HOTEL		1	0.1%
COMPTABLE WA COOPERATIVE		1	0.1%
CONVOYEUR		2	0.1%
COURAGEUX		1	0.1%
CUISIERE		1	0.1%
CUISINE,KUME		1	0.1%
CUISINIER		10	0.7%
DECORATION		1	0.1%
DISCIPLINE MASTER		1	0.1%
DISTRIBUTEUR DE PRODUITS		1	0.1%
ELECTRICIEN		2	0.1%
ELECTRICITE		1	0.1%
ENTRETIEN GENERAL		1	0.1%
FARM MANAGER		1	0.1%
FILAILLUM		1	0.1%
FINISHING		1	0.1%
FISSAGE		1	0.1%
GAHEREZA ABAFUNDI		1	0.1%

## File : Informal\_employee

### # B080: What was your occupation

Value	Label	Cases	Percentage
GERANT		1	0.1%
GERANT WA SALON DE COIFFURE		1	0.1%
GUCOMA		1	0.1%
GUCUKURA AMABUYE Y'AGACIRO		1	0.1%
GUCUNGA UMUTEKANO		2	0.1%
GUCUNGA UMUTEKANO MURWO RUGO		1	0.1%
GUCUNGA UMUTEKANO W'URUGO		1	0.1%
GUCURUZA		14	1.0%
GUCURUZA AMAGI		1	0.1%
GUCURUZA AMASABUNE		1	0.1%
GUCURUZA AMASAKA		1	0.1%
GUCURUZA AMATA		2	0.1%
GUCURUZA AMATUNGO (INKA)		1	0.1%
GUCURUZA AMATUNGO AVAMUGITURU		1	0.1%
GUCURUZA AMATUNGO MAGUFI		1	0.1%
GUCURUZA BOUTIQUE		2	0.1%
GUCURUZA IBIGAGE		1	0.1%
GUCURUZA IBISHYIMBO		1	0.1%
GUCURUZA IFU Y'UBUGARI		1	0.1%
GUCURUZA IHENE		1	0.1%
GUCURUZA IMITI		1	0.1%
GUCURUZA IMYAKA		1	0.1%
GUCURUZA IMYAKA ARANGUZA		1	0.1%

## File : Informal\_employee

### # B080: What was your occupation

Value	Label	Cases	Percentage
GUCURUZA IMYENDA		3	0.2%
GUCURUZA INKWETO		1	0.1%
GUCURUZA INYAMA		4	0.3%
GUCURUZA INYAMA ZABAZWE		1	0.1%
GUCURUZA INYANYA		2	0.1%
GUCURUZA INZOGA		2	0.1%
GUCURUZA INZOGA ZIFUNZE		1	0.1%
GUCURUZA IZO TERE FONI N'AMACAR		1	0.1%
GUCURUZA MU ISOKO		1	0.1%
GUCURUZA MURI BOUTIQUE		1	0.1%
GUCURUZA NO GUKORA IKIGAGE		1	0.1%
GUCURUZA PETROLE		1	0.1%
GUCURUZA UBUCONCO		1	0.1%
GUCURUZA UBUCONCO,KU		1	0.1%
GUCURUZA UMUCERI		1	0.1%
GUCURUZA W'AMATA		1	0.1%
GUFASHA UTEKA		1	0.1%
GUFOTORA		1	0.1%
GUFUMIKA INTEBE		1	0.1%
GUFUNIKA COTEX		1	0.1%
GUFUNYANGA IGIPONDO		1	0.1%
GUFURA MU MUTWE		2	0.1%
GUHA ABAKILIYA IBYO BIFUZA		1	0.1%
GUHEREZA IBICURUZWA		1	0.1%

## File : Informal\_employee

### # B080: What was your occupation

Value	Label	Cases	Percentage
GUHINGA		11	0.7%
GUHINGA AMASAKA		2	0.1%
GUHINGA IBIGOLI		1	0.1%
GUHINGA IBIGORI		1	0.1%
GUHINGA IBIRAYI		1	0.1%
GUHINGA IBIRIBWA		1	0.1%
GUHINGA IBISHEKE		1	0.1%
GUHINGA IBISHYIMBO		9	0.6%
GUHINGA IBISHYIMBO,UM		1	0.1%
GUHINGA IKAWA NO KORORA		1	0.1%
GUHINGA IMBOGA		1	0.1%
GUHINGA IMYUMBATI		1	0.1%
GUHINGA INANASI NO KUZIKORERA		1	0.1%
GUHINGA INGANO		1	0.1%
GUHINGA KAWA		1	0.1%
GUHINGA NO KORORA		1	0.1%
GUHINGA UMUCERI		1	0.1%
GUHUNGA IBISHYIMBO		1	0.1%
GUKAMA INKA NO GUHA INYANA AMA		1	0.1%
GUKANIKA AMAGARE		12	0.8%
GUKANIKA MOTO		1	0.1%
GUKATA INYAMA NO GUPIMA		1	0.1%
GUKATA NO GUCURUZA INYAMA		1	0.1%
GUKATA TICKET		1	0.1%

## File : Informal\_employee

### # B080: What was your occupation

Value	Label	Cases	Percentage
GUKORA AMA CADRE		1	0.1%
GUKORA AMAGARE		2	0.1%
GUKORA AMAKARITA		1	0.1%
GUKORA AMAKAZIYE Y'IBITI		1	0.1%
GUKORA AMANDAZI		3	0.2%
GUKORA AMANDAZI N'IMIGATI		1	0.1%
GUKORA AMASAMBUSA		1	0.1%
GUKORA CARTE POSTALE		1	0.1%
GUKORA IMMEBLE		1	0.1%
GUKORA ISUKU		1	0.1%
GUKORA ISUKU (PLANTON)		1	0.1%
GUKORA SERVICE Y'IBIRIBWA		1	0.1%
GUKORERA HAGATI		1	0.1%
GUKORESHA IMASHINI		1	0.1%
GUKORESHA MACHINE		1	0.1%
GUKURIKIRAN, IMIBEREHO Y'ABANA		1	0.1%
GUPAKIRA IBIRAYI		1	0.1%
GUPAKIRA IMIZIGO MU MUDOKA		1	0.1%
GUPAKIRA NO GUPAKURURA		1	0.1%
GUPAKIRA, GUFIMYAKA		1	0.1%
GUPANGA AMATAFARI		1	0.1%
GUPIMA		1	0.1%
GUPIMA AMASAKA		1	0.1%

## File : Informal\_employee

### # B080: What was your occupation

Value	Label	Cases	Percentage
GUPIMA IKIGAGE MU KABARU K'IKI		1	0.1%
GUPIMA INZOGA		1	0.1%
GUPIMA URWARWA		1	0.1%
GURUZA		1	0.1%
GUSATURA IMBAHO		2	0.1%
GUSEKURA ICYAYI		1	0.1%
GUSERIVA MULI RESTAURANT		1	0.1%
GUSERVA ABAKIRIYA MU RESTAURAN		1	0.1%
GUSERVA IBIRYO		1	0.1%
GUSERVA ICYO KURYA ABA CLIENT		1	0.1%
GUSHIGISHAM IBIGAGE		1	0.1%
GUSHINGA AMAPOTO		1	0.1%
GUSHOMBA AMABUYE		1	0.1%
GUSHOMBERA IBIGAGE		1	0.1%
GUSHYIKIRIZA PRODUIT KUBA CLIE		1	0.1%
GUSHYIRAHO ETIQUETTE		1	0.1%
GUSIGA		1	0.1%
GUSIGA IBIBANZA		1	0.1%
GUSIGA IBYUMA AMARANGI		1	0.1%
GUSOKOZA		1	0.1%
GUSOKOZA IMISATSI		1	0.1%
GUSOROMA ICYAYI		2	0.1%
GUSUDIRA		5	0.3%
GUSUKA IMISATSI		2	0.1%



## File : Informal\_employee

### # B080: What was your occupation

Value	Label	Cases	Percentage
GUSUKA/ TRESSE		1	0.1%
GUSUKURS IBIKORESHO BYO KU MEZ		1	0.1%
GUSYA		1	0.1%
GUSYA AMAFU		1	0.1%
GUSYA IBIGOLI N'AMASAKA		1	0.1%
GUSYA IFU		2	0.1%
GUSYA IMYAKA		2	0.1%
GUSYA KUCYUMA		1	0.1%
GUTAKA AMAZU		1	0.1%
GUTAKA IMIGATI		1	0.1%
GUTANGA AMAKARITA		1	0.1%
GUTANGA AMATA		1	0.1%
GUTANGA AMATIKE		1	0.1%
GUTANGA IBICURUZWA		1	0.1%
GUTANGA IBICURUZWA BITANDUKANY		1	0.1%
GUTANGA IBINTU MURI BOUTIQUE		1	0.1%
GUTANGA IBIRYO		1	0.1%
GUTANGA INYAMA		1	0.1%
GUTANGA INZOGA		1	0.1%
GUTANGA SERVICE		1	0.1%
GUTANGI INYAMA		1	0.1%
GUTEKA		14	1.0%
GUTEKA &KOZA IBINTU		1	0.1%
GUTEKA AMANDAZI		1	0.1%

## File : Informal\_employee

### # B080: What was your occupation

Value	Label	Cases	Percentage
GUTEKA AMASAMBUSA NA CAPATI		1	0.1%
GUTEKA IBIDIYA		1	0.1%
GUTEKA IBIRYO		3	0.2%
GUTEKA IBYO KURYA		1	0.1%
GUTEKA IMIGATI		1	0.1%
GUTEKA MURI RESTAURENT		1	0.1%
GUTEKA NA NYIRURUGO		1	0.1%
GUTEKA NO GUFURA		1	0.1%
GUTEKA NO GUKORA ISUKU		1	0.1%
GUTEKA NO KUGABURA MU RESTAURA		1	0.1%
GUTEKA NO KWITA KUMUTUNGO		1	0.1%
GUTEKA,GUFU IMYENDA		1	0.1%
GUTEKA,KUME		1	0.1%
GUTEKERA ABO MURUGO		1	0.1%
GUTEKERA ABOGOSHA		1	0.1%
GUTEKERA ABOMURUGO NOKURERA		1	0.1%
GUTERA IMITI YA MARALIYA MUNGO		1	0.1%
GUTERANYA		1	0.1%
GUTERURA AMA CARTONS		1	0.1%
GUTONDEKA AMANDAZI		1	0.1%
GUTONORA IBIGORI NO GUKANIKA		1	0.1%
GUTORANYA IKAWA MBI N'INZIZA		1	0.1%

## File : Informal\_employee

### # B080: What was your occupation

Value	Label	Cases	Percentage
GUTUNDA AMATAFARI		1	0.1%
GUTUNGA NYA INZARA		1	0.1%
GUTUNGANYA AMABALAGE ZITABI		1	0.1%
GUTUNGANYA AMATERASI		1	0.1%
GUTUNGANYA IMISATSI		2	0.1%
GUTUNGANYA JUS		1	0.1%
GUTWARA ABAGENZI		2	0.1%
GUTWARA ABANTU KURI MOTO		1	0.1%
GUTWARA AMATAFARI		1	0.1%
GUTWARA IBIRAYI		1	0.1%
GUTWARA IGARE		2	0.1%
GUTWARA INGOROFANI		1	0.1%
GUTWARA UBWATO		1	0.1%
GUTWAZA ABA CLIENT IMIZIGO		1	0.1%
GUTWIKA AMAKARA KUYAGURISHA		1	0.1%
HEAD MACON		1	0.1%
I CLEANER		1	0.1%
IMIRIMO INYURANYE YO MURI UMGO		1	0.1%
IMIRIMO Y'URUGO		3	0.2%
IMIRIMO YO MURI UMGO		1	0.1%
IMIRIMO YOSE YA SALON		1	0.1%
IMPRESSION&F		1	0.1%
INFIRMIERE		2	0.1%
INFORMATION TECHNOLOGY		1	0.1%

## File : Informal\_employee

### # B080: What was your occupation

Value	Label	Cases	Percentage
INGABO Y'IGIHUGU		1	0.1%
INTERVIEWER		1	0.1%
ISUKU		4	0.3%
IZAMU		1	0.1%
KARANINGUFU		1	0.1%
KOGOSHA		16	1.1%
KOGOSHA ABAGABO		1	0.1%
KOGOSHA ABANTU		1	0.1%
KOGOSHA IMISATSI		2	0.1%
KOGOSHA IMISATSI Y'ABAGABO		1	0.1%
KOGOSHA UMUSATSI		1	0.1%
KOTSA BROCHETTE		2	0.1%
KOTSA IHENE		1	0.1%
KOTSA INYAMA		5	0.3%
KOTSA INYAMA MUKABALI		1	0.1%
KOTSA INYAMA NO GUCURZA INZOGA		1	0.1%
KOZA AMACUPA		1	0.1%
KOZA IMODOKA		1	0.1%
KUBAGA AMAFI		1	0.1%
KUBAGA INGURUBE		1	0.1%
KUBAGA NO GUCURUZA INYAMA		1	0.1%
KUBAGARIRA ICYAYI		1	0.1%
KUBAKA		2	0.1%
KUBARURA AMASAMBU YABATURAGE		1	0.1%
KUBAZA		15	1.0%
KUBAZA AKORESHEJE IMASHINI		1	0.1%

## File : Informal\_employee

### # B080: What was your occupation

Value	Label	Cases	Percentage
KUBAZA IMBAHO		2	0.1%
KUBAZA INZUGI		1	0.1%
KUBAZA NO GUSUDIRA,IBIN		1	0.1%
KUBAZA UTUBATI N'INTEBE		1	0.1%
KUBOHA UDUSEKE		1	0.1%
KUBUMBA		5	0.3%
KUBUMBA AMATAFARI		9	0.6%
KUBUMBA AMATEGURA		2	0.1%
KUDANDAZA		6	0.4%
KUDANDAZA AMASABUNE,A		1	0.1%
KUDANDAZA BOUTIQUE		1	0.1%
KUDANDAZA IBINYOBWA BYA BRALIR		1	0.1%
KUDANDAZA IBYO KURYA		1	0.1%
KUDANDAZA IKIGAGE		1	0.1%
KUDANDAZA IMYAKA		1	0.1%
KUDANDAZA IMYENDA		1	0.1%
KUDANDAZA INKWETO		1	0.1%
KUDANDAZA ITOMATI		2	0.1%
KUDANDAZA MU ISOKO		1	0.1%
KUDANDAZA UBUCONCO		1	0.1%
KUDANDAZA UBUNCOCO		1	0.1%
KUDEFIRIZA		1	0.1%
KUDEFURIZA NO GUSOKOZA		1	0.1%
KUDETAYA AMATA		1	0.1%
KUDODA		3	0.2%
KUDODA IMYAMBARO		1	0.1%

## File : Informal\_employee

### # B080: What was your occupation

Value	Label	Cases	Percentage
KUDODA IMYEND Y'ABAGOR N ABAGA		1	0.1%
KUDODA IMYENDA		2	0.1%
KUDODA IMYENDA Y'ABAGABO		1	0.1%
KUDODA IMYENDA Y'ABAGORE		2	0.1%
KUDODA INKWETO		2	0.1%
KUDODO		1	0.1%
KUGEMURA AMATA NO GUFASHA ABAK		1	0.1%
KUGENDA KUMODOKA[CC		1	0.1%
KUGUGURISHA AMAMODOKA		1	0.1%
KUGURA NO KUGURISHA INKA		1	0.1%
KUJONJORA AMAKAWA		1	0.1%
KUMESA MU MITWE Y'ABAMAMA		1	0.1%
KUMURIKA INTEBE		1	0.1%
KUNYONGA IGARE		1	0.1%
KURAGIRA INKA		2	0.1%
KURAGIRA INKA IHENE		1	0.1%
KURAGIRA NO KWITA KU MATUNGO		1	0.1%
KURANGIRA INKA		1	0.1%
KURANGUZA IMYAKA		1	0.1%
KURANGUZA IMYENDA		1	0.1%
KURANGUZA IMYENDA YO KWAMBARA		1	0.1%
KUSENGA IBIGAGE		1	0.1%

## File : Informal\_employee

### # B080: What was your occupation

Value	Label	Cases	Percentage
KUVANGA AMAPORODWI		1	0.1%
KUVANGA AMASAKA		1	0.1%
KUVANGA PRODUIT		1	0.1%
KUVOMA AMAZI,KOZA IBYOMBO		1	0.1%
KUYOBORA AMAZI NO GUCA AMATRSI		1	0.1%
KUYOBORA DEPOT		1	0.1%
KWAHIRIRA AMATUNGO		1	0.1%
KWAHIRIRA INKA		3	0.2%
KWAKIRA AB KIRIYA		1	0.1%
KWAKIRA ABACLIENT MURI RESTO		1	0.1%
KWAKIRA ABACLIENTS		1	0.1%
KWAKIRA ABAKIRIYA		1	0.1%
KWAKIRA ABANTU		1	0.1%
KWANDIKA KUBYAPA		1	0.1%
KWANDIKA TICKET		1	0.1%
KWEREKANA FILM		1	0.1%
KWIGISHA		3	0.2%
KWIGISHA INDYO YUZUYE		1	0.1%
KWIKORERA INKWI		1	0.1%
KWITA KU BITI BYO MU MASHYAMBA		1	0.1%
KWITA KU MAFI		1	0.1%
KWOTSA INYAMA		1	0.1%
KWOZA MUMUTWE		1	0.1%
LOCAL DEFENSE		2	0.1%

## File : Informal\_employee

### # B080: What was your occupation

Value	Label	Cases	Percentage
MACHINISTE		1	0.1%
MACHINISTE ISATURA IKANABAZA		1	0.1%
MAGANISIER		1	0.1%
MAGASINIERE		2	0.1%
MAITRON		1	0.1%
MANAGER		8	0.5%
MANAGER MURI ALIMENTATION		1	0.1%
MANAGER OF THE BUSINESS		1	0.1%
MANAGER W'IKIGO		1	0.1%
MANAGER W'IKIGO CYAKODESHAC A		1	0.1%
MANAGER WA BAR		1	0.1%
MANAGER WA RESTAURANT		2	0.1%
MECANICIEN		10	0.7%
MECANICIEN DE VELO		1	0.1%
MECANICIEN W'AMAGARE		1	0.1%
MECHANICIE		1	0.1%
MENUISERIE		1	0.1%
MENUISIER		1	0.1%
MILCOMA		1	0.1%
MOTAL		1	0.1%
MOTAR		1	0.1%
MOTARD		1	0.1%
MOTARI		1	0.1%
MU CYOREZO		1	0.1%
MUCHOMA		1	0.1%
MUCOMA		19	1.3%
MUCOMA MU KABARI		1	0.1%
MUCOMA(KOTS INYAMA)		1	0.1%
MUCOMA,GUTE NO KOTSA INYAMA		1	0.1%
MUCOMA/ KWOTSA INYAMA		1	0.1%



## File : Informal\_employee

### # B080: What was your occupation

Value	Label	Cases	Percentage
MUCOMA[GUKU MU CYOCYEZO]		1	0.1%
MUCOMO		1	0.1%
MWALIMU WA PRIMAIRE		1	0.1%
MWALIMU WA PRIMAIRE		1	0.1%
MWARIMU W'ABANA		1	0.1%
MWARIMU WO MURI PRIMAIRE		1	0.1%
NABAZAGA INZUGI		1	0.1%
NABUMBAGA AMATEGURA		1	0.1%
NACURUZAGA BOUTIQUE		1	0.1%
NACURUZAGA IBISHYIMBO		1	0.1%
NADODAGA IMYENDA		1	0.1%
NARACURUZAGA		1	0.1%
NARADODAGA		1	0.1%
NARAHINGAGA AKANAORORA		1	0.1%
NARANGUZAGA AMAFI		1	0.1%
NARASHIGISHA		1	0.1%
NARATEKAGA		2	0.1%
NARI COMPTABLE W'ISHURI		1	0.1%
NARI MANAGER WA BOUTIQUE		1	0.1%
NARI UMUDANDAZI		1	0.1%
NARI UMUDOZI W'IMYENDA		1	0.1%
NARI UMUROBYI		1	0.1%
NARI UMUSIRIKARE		1	0.1%
NARI UMUYEDE		1	0.1%
NARI UMWUBATSI		1	0.1%
NARIGISHAGA		1	0.1%

## File : Informal\_employee

### # B080: What was your occupation

Value	Label	Cases	Percentage
NAROGOSHA		1	0.1%
NAROGOSHAG		1	0.1%
NASAKARAGA AMAZU BATSINDIYE		1	0.1%
NATUNGANYA IMPU		1	0.1%
NATWARAGA ABAGENZI KURI MOTO		1	0.1%
NATWARAGA ABAGENZI N'IGARE		1	0.1%
NURSE		1	0.1%
PEDICURE MANICULE		1	0.1%
PEINTURE Y'INZU		1	0.1%
PLANTON		2	0.1%
PLOMBEUR- SOUDEUR		1	0.1%
PLOMBIER		1	0.1%
POMPISTE		1	0.1%
PROJECT MANAGER		1	0.1%
PROJECT OFFICER		1	0.1%
PRUDUCTION MANAGER		1	0.1%
RECEPTIONISTI		2	0.1%
RECOR DEFENSE		1	0.1%
REPARATION DES PNEUS		1	0.1%
RESPONSABLE W'AKAGARI		1	0.1%
RPD OFFICER		1	0.1%
SECRETAIRE		5	0.3%
SECRETAIRE INFORMATIENN		1	0.1%
SECRETAIRE TEMPORAIRE		1	0.1%
SECRETAIRE- COMPTABLE		1	0.1%
SECRETARIA		1	0.1%
SECRETARIAT		1	0.1%
SECURITE		4	0.3%
SECURITY GUARD		1	0.1%
SERVANTE		2	0.1%

## File : Informal\_employee

### # B080: What was your occupation

Value	Label	Cases	Percentage
SERVANTE MURI BAR		1	0.1%
SERVER		1	0.1%
SERVEUR		24	1.6%
SERVEUR DE BIERE		1	0.1%
SERVEUR MU KABARI		1	0.1%
SERVEUR MURI CANTINE		1	0.1%
SERVEUR MURI RESTAURANT		1	0.1%
SERVEUR RESTAURANT		1	0.1%
SERVEUR W'INZOGA		1	0.1%
SERVEUR YAFASHAGA ABAKIRIYA		1	0.1%
SERVEUR(YAKI MURI SERVICE)		1	0.1%
SERVEUSE		6	0.4%
SERVICE		1	0.1%
SERVICE FINANCIER		1	0.1%
SERVICES (GUTANGA IBYO KURYA)		1	0.1%
SOUDEUR		3	0.2%
SOUDIRE		1	0.1%
SOUDOUR		1	0.1%
STORE KEEPER		1	0.1%
SUPERVISOR OF RESEARCH		1	0.1%
TAILLEUR		2	0.1%
TAILLEUR WA UNIFORME		1	0.1%
TECHNICIENNE		1	0.1%
TEOTSA INYAMA		1	0.1%
TRAVAILLEUR		2	0.1%
TWATWARAGA AMA PAVE K'UMUHANDA		1	0.1%
UBUBAJI		1	0.1%

## File : Informal\_employee

### # B080: What was your occupation

Value	Label	Cases	Percentage
UBUBAJI BWIKORESHO BYO MURUGO		1	0.1%
UBUBOSHYI BW'UDUSEKE		1	0.1%
UBUCURUZI BUDANDAZA BWIGANJEMO		1	0.1%
UBUCURUZI BW'AMASHAZA		1	0.1%
UBUCURUZI BW'UBUCONCC		1	0.1%
UBUCURUZI MURI RESTAURANT		1	0.1%
UBUFUNDI		1	0.1%
UBUHINZI		5	0.3%
UBUHINZI BW'AMASAKA		1	0.1%
UBUHINZI BW'IBIGOLI		1	0.1%
UBUHINZI BW'IBIRAYI		1	0.1%
UBUHINZI BW'IBISHYIMBO		1	0.1%
UBUHINZI BW'IBISHYIMBO IBIGORI		1	0.1%
UBUHINZI BW'INYANYA		1	0.1%
UBUHINZI BW'IRAYI		1	0.1%
UBUHINZI BW'UMUCERI		1	0.1%
UBUHINZI BWI IBINYAMPEKE		1	0.1%
UBUHINZI BWIBIGORI		1	0.1%
UBUHINZI UBWOROZI		1	0.1%
UBUKOMVAYE		1	0.1%
UBURINZI BW'IJORO		1	0.1%
UBUROBYI		2	0.1%
UBUTETSI		1	0.1%
UBUZAMU		2	0.1%
UBWOKOREZI BW'IMYAKA KU IGARE		1	0.1%

## File : Informal\_employee

### # B080: What was your occupation

Value	Label	Cases	Percentage
UCUKURA AMABUYE Y'AGACIRO		1	0.1%
UCURUZA UBUCONCO, IMIGATI		1	0.1%
UDANDAZA AMANDAZI N'ICYAYI		1	0.1%
UFASHA UMUFUNDI		1	0.1%
UHAGARARIYE FERME		1	0.1%
UHEREZA SIMA		1	0.1%
UKORA IMIGATI		1	0.1%
UMSERIVERI SERVEUR		1	0.1%
UMU AIDE(GUHEREZ ABUBAKA)		1	0.1%
UMU COIFFEUR		1	0.1%
UMU SERVEUR MURI RESTAURANT		1	0.1%
UMUBAJI		25	1.7%
UMUBAJI UKORESHA MACHINE IBAZA		3	0.2%
UMUBAJI W'INTEBE		1	0.1%
UMUBAZI		2	0.1%
UMUBITSI		2	0.1%
UMUBOSHYI W'UDUSEKE		1	0.1%
UMUBWIRIZAB		1	0.1%
UMUCAMANZA		1	0.1%
UMUCHAUFEU		1	0.1%
UMUCHAUFFE		1	0.1%
UMUCHAUFFE WA MUNIBUS		1	0.1%
UMUCUKUZI W'UMUCANGA		1	0.1%
UMUCUNGAMA		1	0.1%
UMUCURUZI		42	2.9%
UMUCURUZI MURI ALIMENTATION		1	0.1%

## File : Informal\_employee

### # B080: What was your occupation

Value	Label	Cases	Percentage
UMUCURUZI MURI BAR		1	0.1%
UMUCURUZI MURI BOUTIQUE		3	0.2%
UMUCURUZI MURI MURI PAPETERIE		1	0.1%
UMUCURUZI N'ISUKARI		1	0.1%
UMUCURUZI UCURUZA BOUTIQUE		1	0.1%
UMUCURUZI UDANDAZA		3	0.2%
UMUCURUZI UDANDAZA IMBUTO		1	0.1%
UMUCURUZI UDANDAZA UBUCONSHO		1	0.1%
UMUCURUZI UDANDAZA URUTOKI		1	0.1%
UMUCURUZI URANGURA IBIRAYI		1	0.1%
UMUCURUZI URANGUZA IMYAKA		1	0.1%
UMUCURUZI W'IBIRIBWA		1	0.1%
UMUCURUZI W'IFU Y'IMYUMBATI		1	0.1%
UMUCURUZI W'IKIRITO		1	0.1%
UMUCURUZI W'IMITI Y'AMATUNGO		1	0.1%
UMUCURUZI W'IMYAKA		1	0.1%
UMUCURUZI W'IMYENDA		1	0.1%
UMUCURUZI W'INYAMA		1	0.1%
UMUCURUZI W'INZOGA		4	0.3%
UMUCURUZI W'UBUCONSHO		1	0.1%
UMUCURUZI W'URWAGWA		1	0.1%
UMUCURUZI WA AIRTIME		1	0.1%

## File : Informal\_employee

### # B080: What was your occupation

Value	Label	Cases	Percentage
UMUCURUZI WA AVOKA		1	0.1%
UMUCURUZI WA BUCONSHO		1	0.1%
UMUCURUZI WA TEL		1	0.1%
UMUCURUZI WABOUTIQUE		1	0.1%
UMUCURUZI WIBIRAHURI		1	0.1%
UMUCURUZI WIKORERA		1	0.1%
UMUDANDAZA		2	0.1%
UMUDANDAZI		1	0.1%
UMUDANDAZI W'IMBOGA N'IMBUTO		1	0.1%
UMUDOZI		20	1.4%
UMUDOZI W'AMARIBAYA		1	0.1%
UMUDOZI W'IMYAMBARC		1	0.1%
UMUDOZI W'IMYENDA		5	0.3%
UMUFASHA MU BUCURUZI BWA BOUTI		1	0.1%
UMUFASHA W'ABAFOROMC		1	0.1%
UMUFUNDI		11	0.7%
UMUFUNDI MURI KOMIKA		1	0.1%
UMUHEREZA W'IBICURUZWA		1	0.1%
UMUHINZI		33	2.2%
UMUHINZI IBIRAYI		1	0.1%
UMUHINZI MU MIRIMA Y'IBIGORI		1	0.1%
UMUHINZI MUMIRIMA Y'IMBOGA		1	0.1%
UMUHINZI MWOROZI		1	0.1%
UMUHINZI N'UMWOROZI		1	0.1%

## File : Informal\_employee

### # B080: What was your occupation

Value	Label	Cases	Percentage
UMUHINZI UHEMBERWA UKWEZI		1	0.1%
UMUHINZI UKORERA AMAFARANGA		1	0.1%
UMUHINZI W'AMASAKA		1	0.1%
UMUHINZI W'IBIGORI N'AMASAKA		1	0.1%
UMUHINZI W'IBIGORI N'IBIRAYI		1	0.1%
UMUHINZI W'IBIRAYI		10	0.7%
UMUHINZI W'IBIRIBWA BITANDUKNY		1	0.1%
UMUHINZI W'IBISHYIMBO		7	0.5%
UMUHINZI W'IBISHYIMBO BYO KURY		1	0.1%
UMUHINZI W'IMYAKA		2	0.1%
UMUHINZI W'IMYAKA,UM'		1	0.1%
UMUHINZI W'IMYAKO		1	0.1%
UMUHINZI W'IMYUMBATI		2	0.1%
UMUHINZI W'INGANDURA		1	0.1%
UMUHINZI W'INYANYA		1	0.1%
UMUHINZI W'UBUTUNGUR		1	0.1%
UMUHINZI W'UBWOROZI		1	0.1%
UMUHINZI W'URUTOKI		1	0.1%
UMUHINZI WA BUBYIZI		1	0.1%
UMUHINZI WA NYAKABYIZI		1	0.1%
UMUHINZI WAMASAKA NIBIGORI		1	0.1%
UMUHINZI WANYAKABYL MU RUGO		1	0.1%



## File : Informal\_employee

### # B080: What was your occupation

Value	Label	Cases	Percentage
UMUHINZI WIMYAKA		1	0.1%
UMUHINZI WIBIRAYI		1	0.1%
UMUHINZI WIKORERA W'IBIHINGWA		1	0.1%
UMUHINZI-INYANYA,IMYU		1	0.1%
UMUHUMBITSI W'ICYAYI		1	0.1%
UMUKANISHI W'AMAGARE		9	0.6%
UMUKANISHI W'AMAGARE ASANZWE		2	0.1%
UMUKANISHI W'IMODIKA		1	0.1%
UMUKARANI		1	0.1%
UMUKORESHA W'ISHINDA		1	0.1%
UMUKOZAI WO MURUGO		1	0.1%
UMUKOZI		1	0.1%
UMUKOZI MURI CANTINE		1	0.1%
UMUKOZI UCURUZA		1	0.1%
UMUKOZI UCURUZA AMABUYE		1	0.1%
UMUKOZI UCURUZA INYONGERAMU		1	0.1%
UMUKOZI UFASHA GUSUDIRA		1	0.1%
UMUKOZI UKORA CARTE POSTALE		1	0.1%
UMUKOZI UKORESHA IMASHINI ISYA		1	0.1%
UMUKOZI USHINZWE GUTEKA IBIRIB		1	0.1%

## File : Informal\_employee

### # B080: What was your occupation

Value	Label	Cases	Percentage
UMUKOZI USHINZWE ISUKU		1	0.1%
UMUKOZI USHINZWE KUGURA IKAWA		1	0.1%
UMUKOZI USUDIRA AMADIRISHYA		1	0.1%
UMUKOZI USYA IMYAKA KUCYUMA		1	0.1%
UMUKOZI UTANGA SERVICE		1	0.1%
UMUKOZI UTEKA		2	0.1%
UMUKOZI UTERA ICYAYI		1	0.1%
UMUKOZI W'ISUKU		2	0.1%
UMUKOZI W'URUGANDA		1	0.1%
UMUKOZI WEREKANA FILM		1	0.1%
UMUKOZI WO KUMASHINI IBUMBA		1	0.1%
UMUKOZI WO MU RUGO		7	0.5%
UMUKOZI WO MURUGAGA(PL		1	0.1%
UMUKOZI WO MURUGO		5	0.3%
UMUKURU W'ABAKOZI YA [CAPITA]		1	0.1%
UMUMOTARI		1	0.1%
UMUNTU UTANGA AMAFUNGURO		1	0.1%
UMUNYONZI		8	0.5%
UMUNYONZI W'IGARE		2	0.1%
UMUPOLISI W'IGIHUGU		1	0.1%
UMURARIRIZI		1	0.1%
UMURIBYI		1	0.1%
UMUROBYI		3	0.2%

## File : Informal\_employee

### # B080: What was your occupation

Value	Label	Cases	Percentage
UMUSEREVERI		1	0.1%
UMUSERIVERI		1	0.1%
UMUSERIVERI MURI BAR		1	0.1%
UMUSERVEUR MURI HOTEL		1	0.1%
UMUSERVEUR WAKIRA ABAKIRIYA		1	0.1%
UMUSESERI		1	0.1%
UMUSHOFERI		2	0.1%
UMUSHOFERI WA MOTO		1	0.1%
UMUSHUMBA		1	0.1%
UMUSHUMBA W'INKA		1	0.1%
UMUSHUMBA YAHIRIRA INKA		1	0.1%
UMUSIRIKARE		19	1.3%
UMUSIRIKARE CAPORARI		3	0.2%
UMUSIRIKARE SAWS OFFICIER		1	0.1%
UMUSIRIKARI		1	0.1%
UMUSOROMYI W'ICYAYI		1	0.1%
UMUSUDERI		1	0.1%
UMUSUDIRIZI W'IBISENGE INZUGI		1	0.1%
UMUSYI		1	0.1%
UMUTANDIBOY		1	0.1%
UMUTETSI		7	0.5%
UMUTETSI MURI REATAURANT		1	0.1%
UMUTETSI UMUKOZI WO MU RUGO		1	0.1%
UMUVUGABUT		1	0.1%
UMUYEDE		7	0.5%
UMUYEDE MU BWUBATSI		1	0.1%
UMUYEDE(UHE UMWUBATSI)		1	0.1%
UMUYEDI		1	0.1%
UMUYOBOZI		2	0.1%

## File : Informal\_employee

### # B080: What was your occupation

Value	Label	Cases	Percentage
UMUYOBOZI WA BOUTIQUE		1	0.1%
UMUZAMU		20	1.4%
UMWALIMU		1	0.1%
UMWALIMU MU MASHURI ABANZA		1	0.1%
UMWALIMU MURI PRIMAIRE		1	0.1%
UMWALIMU W IMIBARE		1	0.1%
UMWALIMU W'IKINYARWA		1	0.1%
UMWARIMU		5	0.3%
UMWARIMU MU MASHURI ABANZA		1	0.1%
UMWARIMU MURI MATERNELLE		1	0.1%
UMWARIMU MURI PRIMAIRE		5	0.3%
UMWARIMU PRIMAIRE		1	0.1%
UMWARIMU W'IKINYARWA		1	0.1%
UMWARIMU W'IMIBARE NA CHIMIE		1	0.1%
UMWARIMU W'UBUDOZI		1	0.1%
UMWARIMU WA FRANCAIS		1	0.1%
UMWARIMU WA PRIMAIRE		2	0.1%
UMWARIMU WIGISHA ABANDI KUBAZA		1	0.1%
UMWENZI W'IMITOBE		1	0.1%
UMWIKOREZI		1	0.1%
UMWOGOSHI		9	0.6%
UMWOROZI UCURUZA AMATA		1	0.1%
UMWOROZI/ INKA		1	0.1%
UMWUBATSI		4	0.3%

## File : Informal\_employee

### # B080: What was your occupation

Value	Label	Cases	Percentage
UNMUKOZI W'AMAGARE		1	0.1%
USERIVA		1	0.1%
USHINZWE GUKATA AMANDAZI		1	0.1%
USHINZWE KUVURA ABANYESHURI		1	0.1%
USHINZWE STOCK		1	0.1%
USHINZWE UMUTEKANO		1	0.1%
UTUNGANYA UMUTOBE		1	0.1%
VETERENARY		1	0.1%
VICE- PRESIDENT		1	0.1%
WAITRESS		1	0.1%
YA SERVAGA IBIRYO		1	0.1%
YAAHINGAGA		1	0.1%
YABAGAGA IHENE		1	0.1%
YABASUDIRAG		1	0.1%
YABAZAGA LES IMMEUBBLES		1	0.1%
YABOHAGA IMIPIRA		1	0.1%
YABUMBAGA AMATAFARI		1	0.1%
YABURANAGA UBUTAKA		1	0.1%
YACUKURAGA AKANAPAKIRA		1	0.1%
YACUKURAGA AMABUYE Y'AGACIRO		1	0.1%
YACUKURAGA UMUCANGA		1	0.1%
YACUNGAGA BOUTIQUE		1	0.1%
YACURUZA AMASAHE EMBALLAGE		1	0.1%
YACURUZA IKIGAGE		1	0.1%
YACURUZAGA AMATA		1	0.1%
YACURUZAGA BOUTIQUE		1	0.1%

## File : Informal\_employee

### # B080: What was your occupation

Value	Label	Cases	Percentage
YACURUZAGA IBIGAGE		1	0.1%
YACURUZAGA IBISHYIMBO,IN		1	0.1%
YACURUZAGA IKIGAGE		1	0.1%
YACURUZAGA IMITI Y'AMATUNGO		1	0.1%
YACURUZAGA IMYENDA		3	0.2%
YACURUZAGA IMYENDA MU ISOKO		1	0.1%
YACURUZAGA INKWETO		1	0.1%
YACURUZAGA INYAMA		3	0.2%
YACURUZAGA INZOGA		2	0.1%
YACURUZAGA UBUCONCO		1	0.1%
YACURUZAGA UBUCONSHO		1	0.1%
YADANDAGAZ.		1	0.1%
YADANDAZAG. IBIRIBWA		1	0.1%
YADANDAZAG. IBISHYIMBO		1	0.1%
YADODA IMYENDA		1	0.1%
YADODAGA IMYENDA		1	0.1%
YAGURAGA TISSUS		1	0.1%
YAHATAGA IBIRAYI		1	0.1%
YAHEREZAGA ABANTU		1	0.1%
YAHINGAGA IBIJUMBA		1	0.1%
YAHINGAGA IMYUMBATI		1	0.1%
YAKORAGA AKAZI KO MURUGO		1	0.1%
YAKORAGA AMANDAZI		1	0.1%
YAKORAGA AMASABUNE		1	0.1%
YAKORAGA AMASHANYAR		1	0.1%

## File : Informal\_employee

### # B080: What was your occupation

Value	Label	Cases	Percentage
YAKORAGA CARTE POSTALE		1	0.1%
YAKORAGA IBITANDA,INTE		1	0.1%
YAKORAGA IBYUMA		1	0.1%
YAKORAGA IMIGATI		1	0.1%
YAKORAGA IMITAKO		1	0.1%
YAKORAGA ISUKU MU MUTWE		1	0.1%
YAKORAGA ISUKU MURI CERCLE		1	0.1%
YAKORAGA ISUKU MURI HOTEL ISIM		1	0.1%
YAKORAGA KU CYOKEZO		2	0.1%
YAKORAGA KU IFURU		1	0.1%
YAKORAGA KUBYUMA BISYA AMASAKA		1	0.1%
YAKORAGA KURI CAISSE		1	0.1%
YAKORAGA MURI ARCHIVE		1	0.1%
YAKORAGA MURI CUISINE		1	0.1%
YAKORAGA MURI STOCK		1	0.1%
YAKORAGA UBUZAMU		1	0.1%
YAKORERAGA UMUNTU AMUFASHA		1	0.1%
YAKORESHAGA/ IMASHINI		1	0.1%
YAMBUMBAGA/ AMATAFARI		1	0.1%
YAMUKOREGA/ AMANDAZI		1	0.1%
YAPIMAGA IKIGAGE		1	0.1%
YAPIMAGA INYAMA		1	0.1%

## File : Informal\_employee

### # B080: What was your occupation

Value	Label	Cases	Percentage
YAPIMAGA URWAGWA		1	0.1%
YARA DEFURIZAGA		1	0.1%
YARA DODAGA		1	0.1%
YARABAGAGA		1	0.1%
YARABAZAGA		1	0.1%
YARABAZAGA INZUGI,INTEBE		1	0.1%
YARABOHAGA IMIPIRA Y'ABANA		1	0.1%
YARABUMBAG		1	0.1%
YARABUMBAG		1	0.1%
YARACURUZA		1	0.1%
YARACURUZAC		6	0.4%
YARACURUZAC AMATA		1	0.1%
YARACURUZAC IMYENDA Y'ABANA		1	0.1%
YARACURUZAC INKWETO		1	0.1%
YARACURUZAC YO KUBAKA		1	0.1%
YARADODAGA		2	0.1%
YARADODOGA		1	0.1%
YARAFOTORAC		1	0.1%
YARAHINGAGA		2	0.1%
YARAHINGAGA AHO YAPATANYE		1	0.1%
YARAKAMAGA AMATA		1	0.1%
YARAKANIKAC		1	0.1%
YARANGUZAG. AMAGI		1	0.1%
YARARANGUZ.		1	0.1%
YARASHINZWE GUCA AMATERASI		1	0.1%
YARASYAGA		1	0.1%
YARASYAGA IBIGORI		1	0.1%
YARASYAGA IMYAKA		1	0.1%
YARATEKAGA		1	0.1%
YARAVOMESH.		1	0.1%



## File : Informal\_employee

### # B080: What was your occupation

Value	Label	Cases	Percentage
YARI ACCOUNTANT		2	0.1%
YARI ASHINZWE GUPONDA AMANDAZI		1	0.1%
YARI ASHINZWE ISUKU		1	0.1%
YARI BOY CHAUFFEUR WA CAMIONNE		1	0.1%
YARI CAISSIERE		3	0.2%
YARI CONVOYEUR		1	0.1%
YARI COORDONIER		1	0.1%
YARI INGABO Y'IGHUGU		2	0.1%
YARI MAGASINIER		1	0.1%
YARI MANAGER		2	0.1%
YARI SERVEUR		3	0.2%
YARI UMU AIDE MACON		1	0.1%
YARI UMU AIDER MACON		1	0.1%
YARI UMU CHAUFFEUR		1	0.1%
YARI UMU SOUDEUR		1	0.1%
YARI UMUBAJI		3	0.2%
YARI UMUCOIFFEUR		2	0.1%
YARI UMUCURUZI UDANDAZA		1	0.1%
YARI UMUDANDAZA		1	0.1%
YARI UMUFUNDI		4	0.3%
YARI UMUHINZI		1	0.1%
YARI UMUHINZI WIKORERA		1	0.1%

## File : Informal\_employee

### # B080: What was your occupation

Value	Label	Cases	Percentage
YARI UMUKANISHI		1	0.1%
YARI UMUKORESHA		2	0.1%
YARI UMUKORESHA MURI PEPINIERE		1	0.1%
YARI UMUKOZI		1	0.1%
YARI UMUKOZI UTEKA SAMBUSA		1	0.1%
YARI UMUKOZI WUBAKA		1	0.1%
YARI UMUREZI		1	0.1%
YARI UMUSERVEUR		1	0.1%
YARI UMUSHUMBA		1	0.1%
YARI UMUSIRIKARE		1	0.1%
YARI UMUSOUDEUR		1	0.1%
YARI UMUSUDERI W'IBISENGE		1	0.1%
YARI UMUYOBOZI W'ABASIRIKAR		1	0.1%
YARI UMUZAMU		1	0.1%
YARI UMWOGOSHI		1	0.1%
YARI UMWOGOSHI[C		1	0.1%
YARI UMWOROZI W'AMAGWEJA		1	0.1%
YARI UMWUBATSI		1	0.1%
YARO DANDAZAGA		1	0.1%
YAROGOSHA		2	0.1%
YAROGOSHAG,		9	0.6%
YAROGOSHAG, MU ISOKO		1	0.1%
YAROTSAGA		2	0.1%
YARU UMU SERVEUR		1	0.1%

## File : Informal\_employee

### # B080: What was your occupation

Value	Label	Cases	Percentage
YARU UMUCURUZI		1	0.1%
YARUBAKAGA		1	0.1%
YASI GERANT MURI ALIMENTATION		1	0.1%
YASIGAGA AMARANGI		1	0.1%
YASOROMAGA ICYAYI		2	0.1%
YASYAGA IMYUMBATI IBIGORI		1	0.1%
YATANGANGA IBYO ABAKIRIYA BASH		1	0.1%
YATEGAGA IBIRYO		1	0.1%
YATEKAGA ICYAYI		1	0.1%
YATERANYAGA IMBAHO		1	0.1%
YATWACAGA ABAGENZI		1	0.1%
YAVURAGA AMATUNGO		1	0.1%
YAWUSHYIRAC MU MODOKA[UMU		1	0.1%
YAYOBORAGA ABANTU		1	0.1%
YENGAGA URWAGWA		1	0.1%
YENGAGA URWAGWA AKANARUPIMA		1	0.1%
YEREKANAGA FILM		1	0.1%
YIKORERA IMIZIGO KW'IGARE		1	0.1%
YOGOSHAGA ABAGABO		1	0.1%
YOTSA INYAMA		1	0.1%
YOTSAGA INYAMA		1	0.1%
accountant		1	0.1%
aide macon		1	0.1%
coiffeur		1	0.1%
kwogosha		1	0.1%

## File : Informal\_employee

### # B080: What was your occupation

Value	Label	Cases	Percentage
magasinien		1	0.1%
manager		1	0.1%
nari umuzamu		1	0.1%
secrtaire comptable		1	0.1%
servante		1	0.1%
serveur		1	0.1%
team leader		1	0.1%
technicien programmeur		1	0.1%
umucuruzi		1	0.1%
umucuruzi wimyenda		2	0.1%
umudandaza		1	0.1%
umudozi		1	0.1%
umukozi ukora inkweto		1	0.1%
umunyonzi		1	0.1%
umuyobozi ushinzwe ubuzima		1	0.1%

Warning: these figures indicate the number of cases found in the data file. They cannot be interpreted as summary statistics of the population of interest.

### # B080A: ISCO

**Information** [Type= discrete] [Format=numeric] [Range= 110-9999] [Missing=\*]

**Statistics [NW/ W]** [Valid=1476 /-] [Invalid=2536 /-]

Value	Label	Cases	Percentage
110	Commissioned armed forces officers	0	
210	Non-commissioned armed forces officers	1	0.1%
242	Administration professionals	0	
310	Armed forces occupations, other ranks	28	1.9%
334	Administrative and specialised secretaries	0	
723	Machinery mechanics and repairers	0	
835	Ships' deck crews and related workers	0	
912	Vehicle, window, laundry and other hand cleaning workers	0	
1111	Legislators	0	
1112	Senior government officials	0	
1113	Traditional chiefs and heads of village	1	0.1%
1114	Senior officials of special-interest organizations	0	
1120	Managing directors and chief executives	1	0.1%
1211	Finance managers	0	
1212	Human resource managers	2	0.1%
1213	Policy and planning managers	0	
1219	Business services and administration managers not elsewhere	1	0.1%
1221	Sales and marketing managers	0	
1222	Advertising and public relations managers	0	

## File : Informal\_employee

### # B080A: ISCO

Value	Label	Cases	Percentage
1223	Research and development managers	0	
1311	Agricultural and forestry production managers	2	0.1%
1312	Aquaculture and fisheries production managers	1	0.1%
1321	Manufacturing managers	3	0.2%
1322	Mining managers	0	
1323	Construction managers	1	0.1%
1324	Supply, distribution and related managers	0	
1330	Information and communications technology service managers	1	0.1%
1341	Child care services managers	0	
1342	Health services managers	0	
1343	Aged care services managers	0	
1344	Social welfare managers	2	0.1%
1345	Education managers	2	0.1%
1346	Financial and insurance services branch managers	0	
1349	Professional services managers not elsewhere classified	1	0.1%
1411	Hotel managers	1	0.1%
1412	Restaurant managers	2	0.1%
1420	Retail and wholesale trade managers	4	0.3%
1431	Sports, recreation and cultural centre managers	0	
1439	Services managers not elsewhere classified	5	0.3%
2111	Physicists and astronomers	0	
2112	Meteorologists	0	
2113	Chemists	0	
2114	Geologists and geophysicists	0	
2120	Mathematicians, actuaries and statisticians	1	0.1%
2131	Biologists, botanists, zoologists and related professionals	0	
2132	Farming, forestry and fisheries advisers	2	0.1%
2133	Environmental protection professionals	0	
2141	Industrial and production engineers	0	
2142	Civil engineers	0	
2143	Environmental engineers	0	
2144	Mechanical engineers	0	
2145	Chemical engineers	0	
2146	Mining engineers, metallurgists and related professionals	0	
2149	Engineering professionals not elsewhere classified	0	
2151	Electrical engineers	0	
2152	Electronics engineers	0	
2153	Telecommunications engineers	0	
2161	Building architects	0	
2162	Landscape architects	1	0.1%
2163	Product and garment designers	0	
2164	Town and traffic planners	0	
2165	Cartographers and surveyors	0	

## File : Informal\_employee

### # B080A: ISCO

Value	Label	Cases	Percentage
2166	Graphic and multimedia designers	0	
2211	Generalist medical practitioners	0	
2212	Specialist medical practitioners	0	
2221	Nursing professionals	1	0.1%
2222	Midwifery professionals	0	
2230	Traditional and complementary medicine professionals	0	
2240	Paramedical practitioners	1	0.1%
2250	Veterinarians	2	0.1%
2261	Dentists	0	
2262	Pharmacists	2	0.1%
2263	Environmental and occupational health and hygiene profession	1	0.1%
2264	Physiotherapists	0	
2265	Dieticians and nutritionists	0	
2266	Audiologists and speech therapists	0	
2267	Optometrists and ophthalmic opticians	0	
2269	Health professionals not elsewhere classified	0	
2310	University and higher education teachers	0	
2320	Vocational education teachers	2	0.1%
2330	Secondary education teachers	4	0.3%
2341	Primary school teachers	26	1.8%
2342	Early childhood educators	1	0.1%
2351	Education methods specialists	0	
2352	Special needs teachers	0	
2353	Other language teachers	1	0.1%
2354	Other music teachers	0	
2355	Other arts teachers	0	
2356	Information technology trainers	0	
2359	Teaching professionals not elsewhere classified	2	0.1%
2411	Accountants	16	1.1%
2412	Financial and investment advisers	0	
2413	Financial analysts	0	
2421	Management and organization analysts	0	
2422	Policy administration professionals	0	
2423	Personnel and careers professionals	0	
2424	Training and staff development professionals	0	
2431	Advertising and marketing professionals	0	
2432	Public relations professionals	0	
2433	Technical and medical sales professionals (excluding ICT)	0	
2434	Information and communications technology sales professional	0	
2511	Systems analysts	0	
2512	Software developers	0	
2513	Web and multimedia developers	0	
2514	Applications programmers	0	

## File : Informal\_employee

### # B080A: ISCO

Value	Label	Cases	Percentage
2519	Software and applications developers and analysts not elsewh	0	
2521	Database designers and administrators	0	
2522	Systems administrators	0	
2523	Computer network professionals	0	
2529	Database and network professionals not elsewhere classified	0	
2611	Lawyers	0	
2612	Judges	1	0.1%
2619	Legal professionals not elsewhere classified	0	
2621	Archivists and curators	1	0.1%
2622	Librarians and related information professionals	0	
2631	Economists	0	
2632	Sociologists, anthropologists and related professionals	0	
2633	Philosophers, historians and political scientists	0	
2634	Psychologists	0	
2635	Social work and counselling professionals	2	0.1%
2636	Religious professionals	1	0.1%
2641	Authors and related writers	0	
2642	Journalists	0	
2643	Translators, interpreters and other linguists	0	
2651	Visual artists	0	
2652	Musicians, singers and composers	0	
2653	Dancers and choreographers	0	
2654	Film, stage and related directors and producers	0	
2655	Actors	0	
2656	Announcers on radio, television and other media	0	
2659	Creative and performing artists not elsewhere classified	0	
3111	Chemical and physical science technicians	0	
3112	Civil engineering technicians	1	0.1%
3113	Electrical engineering technicians	1	0.1%
3114	Electronics engineering technicians	1	0.1%
3115	Mechanical engineering technicians	0	
3116	Chemical engineering technicians	0	
3117	Mining and metallurgical technicians	0	
3118	Draughtspersons	0	
3119	Physical and engineering science technicians not elsewhere c	0	
3121	Mining supervisors	1	0.1%
3122	Manufacturing supervisors	0	
3123	Construction supervisors	2	0.1%
3131	Power production plant operators	0	
3132	Incinerator and water treatment plant operators	1	0.1%
3133	Chemical processing plant controllers	0	
3134	Petroleum and natural gas refining plant operators	0	
3135	Metal production process controllers	0	

## File : Informal\_employee

### # B080A: ISCO

Value	Label	Cases	Percentage
3139	Process control technicians not elsewhere classified	0	
3141	Life science technicians (excluding medical)	0	
3142	Agricultural technicians	0	
3143	Forestry technicians	0	
3151	Ships' engineers	0	
3152	Ships' deck officers and pilots	0	
3153	Aircraft pilots and related associate professionals	0	
3154	Air traffic controllers	0	
3155	Air traffic safety electronics technicians	0	
3211	Medical imaging and therapeutic equipment technicians	0	
3212	Medical and pathology laboratory technicians	0	
3213	Pharmaceutical technicians and assistants	0	
3214	Medical and dental prosthetic technicians	0	
3221	Nursing associate professionals	3	0.2%
3222	Midwifery associate professionals	0	
3230	Traditional and complementary medicine associate professiona	0	
3240	Veterinary technicians and assistants	0	
3251	Dental assistants and therapists	0	
3252	Medical records and health information technicians	0	
3253	Community health workers	0	
3254	Dispensing opticians	0	
3255	Physiotherapy technicians and assistants	0	
3256	Medical assistants	0	
3257	Environmental and occupational health inspectors and associa	0	
3258	Ambulance workers	0	
3259	Health associate professionals not elsewhere classified	1	0.1%
3311	Securities and finance dealers and brokers	0	
3312	Credit and loans officers	0	
3313	Accounting associate professionals	0	
3314	Statistical, mathematical and related associate professional	0	
3315	Valuers and loss assessors	0	
3321	Insurance representatives	0	
3322	Commercial sales representatives	0	
3323	Buyers	0	
3324	Trade brokers	0	
3331	Clearing and forwarding agents	0	
3332	Conference and event planners	0	
3333	Employment agents and contractors	0	
3334	Real estate agents and property managers	0	
3339	Business services agents not elsewhere classified	0	
3341	Office supervisors	1	0.1%
3342	Legal secretaries	0	
3343	Administrative and executive secretaries	0	



## File : Informal\_employee

### # B080A: ISCO

Value	Label	Cases	Percentage
3344	Medical secretaries	0	
3351	Customs and border inspectors	0	
3352	Government tax and excise officials	1	0.1%
3353	Government social benefits officials	0	
3354	Government licensing officials	0	
3355	Police inspectors and detectives	0	
3359	Regulatory government associate professionals not elsewhere	0	
3411	Police inspectors and detectives	0	
3412	Social work associate professionals	1	0.1%
3413	Religious associate professionals	2	0.1%
3421	Athletes and sports players	0	
3422	Sports coaches, instructors and officials	0	
3423	Fitness and recreation instructors and program leaders	0	
3431	Photographers	3	0.2%
3432	Interior designers and decorators	3	0.2%
3433	Gallery, museum and library technicians	1	0.1%
3434	Chefs	0	
3435	Other artistic and cultural associate professionals	0	
3511	Information and communications technology operations technic	1	0.1%
3512	Information and communications technology user support techn	0	
3513	Computer network and systems technicians	0	
3514	Web technicians	0	
3521	Broadcasting and audio-visual technicians	0	
3522	Telecommunications engineering technicians	0	
4110	General office clerks	0	
4120	Secretaries (general)	10	0.7%
4131	Typists and word processing operators	0	
4132	Data entry clerks	0	
4211	Bank tellers and related clerks	0	
4212	Bookmakers, croupiers and related gaming workers	0	
4213	Pawnbrokers and money-lenders	0	
4214	Debt-collectors and related workers	0	
4221	Travel consultants and clerks	0	
4222	Contact centre information clerks	0	
4223	Telephone switchboard operators	0	
4224	Hotel receptionists	0	
4225	Enquiry clerks	0	
4226	Receptionists (general)	6	0.4%
4227	Survey and market research interviewers	2	0.1%
4229	Client information workers not elsewhere classified	0	
4311	Accounting and bookkeeping clerks	0	
4312	Statistical, finance and insurance clerks	0	
4313	Payroll clerks	1	0.1%

## File : Informal\_employee

### # B080A: ISCO

Value	Label	Cases	Percentage
4321	Stock clerks	7	0.5%
4322	Production clerks	0	
4323	Transport clerks	0	
4411	Library clerks	1	0.1%
4412	Mail carriers and sorting clerks	0	
4413	Coding, proof-reading and related clerks	0	
4414	Scribes and related workers	0	
4415	Filing and copying clerks	1	0.1%
4416	Personnel clerks	0	
4419	Clerical support workers not elsewhere classified	2	0.1%
5111	Travel attendants and travel stewards	2	0.1%
5112	Transport conductors	12	0.8%
5113	Travel guides	0	
5120	Cooks	62	4.2%
5131	Waiters	43	2.9%
5132	Bartenders	42	2.8%
5141	Hairdressers	95	6.4%
5142	Beauticians and related workers	7	0.5%
5151	Cleaning and housekeeping supervisors in offices, hotels and	0	
5152	Domestic housekeepers	1	0.1%
5153	Building caretakers	0	
5161	Astrologers, fortune-tellers and related workers	1	0.1%
5162	Companions and valets	0	
5163	Undertakers and embalmers	0	
5164	Pet groomers and animal care workers	0	
5165	Driving instructors	0	
5169	Personal services workers not elsewhere classified	2	0.1%
5211	Stall and market salespersons	18	1.2%
5212	Street food salespersons	0	
5221	Shop keepers	145	9.8%
5222	Shop supervisors	6	0.4%
5223	Shop sales assistants	46	3.1%
5230	Cashiers and ticket clerks	23	1.6%
5241	Fashion and other models	0	
5242	Sales demonstrators	0	
5243	Door to door salespersons	1	0.1%
5244	Contact centre salespersons	0	
5245	Service station attendants	2	0.1%
5246	Food service counter attendants	22	1.5%
5249	Sales workers not elsewhere classified	4	0.3%
5311	Child care workers	0	
5312	Teachers' aides	2	0.1%
5321	Health care assistants	0	

## File : Informal\_employee

### # B080A: ISCO

Value	Label	Cases	Percentage
5322	Home-based personal care workers	1	0.1%
5329	Personal care workers in health services not elsewhere class	0	
5411	Fire-fighters	0	
5412	Police officers	2	0.1%
5413	Prison guards	0	
5414	Security guards	43	2.9%
5419	Protective services workers not elsewhere classified	0	
6111	Field crop and vegetable growers	48	3.3%
6112	Tree and shrub crop growers	5	0.3%
6113	Gardeners, horticultural and nursery growers	0	
6114	Mixed crop growers	25	1.7%
6121	Livestock and dairy producers	4	0.3%
6122	Poultry producers	0	
6123	Apiarists and sericulturists	0	
6129	Animal producers not elsewhere classified	1	0.1%
6130	Mixed crop and animal producers	6	0.4%
6210	Forestry and related workers	0	
6221	Aquaculture workers	1	0.1%
6222	Inland and coastal waters fishery workers	5	0.3%
6223	Deep-sea fishery workers	2	0.1%
6224	Hunters and trappers	0	
6310	Subsistence crop farmers	49	3.3%
6320	Subsistence livestock farmers	0	
6330	Subsistence mixed crop and livestock farmers	6	0.4%
6340	Subsistence fishers, hunters, trappers and gatherers	0	
7111	House builders	25	1.7%
7112	Bricklayers and related workers	23	1.6%
7113	Stonemasons, stone cutters, splitters and carvers	4	0.3%
7114	Concrete placers, concrete finishers and related workers	1	0.1%
7115	Carpenters and joiners	66	4.5%
7119	Building frame and related trades workers not elsewhere clas	0	
7121	Roofers	1	0.1%
7122	Floor layers and tile setters	0	
7123	Plasterers	0	
7124	Insulation workers	0	
7125	Glaziers	0	
7126	Plumbers and pipe fitters	0	
7127	Air conditioning and refrigeration mechanics	0	
7131	Painters and related workers	3	0.2%
7132	Spray painters and varnishers	1	0.1%
7133	Building structure cleaners	0	
7211	Metal moulders and coremakers	0	
7212	Welders and flamecutters	20	1.4%

## File : Informal\_employee

### # B080A: ISCO

Value	Label	Cases	Percentage
7213	Sheet-metal workers	0	
7214	Structural-metal preparers and erectors	1	0.1%
7215	Riggers and cable splicers	0	
7221	Blacksmiths, hammersmiths and forging press workers	0	
7222	Toolmakers and related workers	0	
7223	Metal working machine tool setters and operators	0	
7224	Metal polishers, wheel grinders and tool sharpeners	0	
7231	Motor vehicle mechanics and repairers	24	1.6%
7232	Aircraft engine mechanics and repairers	0	
7233	Agricultural and industrial machinery mechanics and repairer	1	0.1%
7234	Bicycle and related repairers	7	0.5%
7311	Precision-instrument makers and repairers	0	
7312	Musical instrument makers and tuners	0	
7313	Jewellery and precious-metal workers	0	
7314	Potters and related workers	2	0.1%
7315	Glass makers, cutters, grinders and finishers	0	
7316	Sign writers, decorative painters, engravers and etchers	2	0.1%
7317	Handicraft workers in wood, basketry and related materials	2	0.1%
7318	Handicraft workers in textile, leather and related materials	2	0.1%
7319	Handicraft workers not elsewhere classified	0	
7321	Pre-press technicians	0	
7322	Printers	1	0.1%
7323	Print finishing and binding workers	2	0.1%
7411	Building and related electricians	4	0.3%
7412	Electrical mechanics and fitters	0	
7413	Electrical line installers and repairers	1	0.1%
7421	Electronics mechanics and servicers	0	
7422	Information and communications technology installers and ser	0	
7511	Butchers, fishmongers and related food preparers	18	1.2%
7512	Bakers, pastry-cooks and confectionery makers	11	0.7%
7513	Dairy-products makers	0	
7514	Fruit, vegetable and related preservers	2	0.1%
7515	Food and beverage tasters and graders	0	
7516	Tobacco preparers and tobacco products makers	0	
7521	Wood treaters	3	0.2%
7522	Cabinet-makers and related workers	0	
7523	Woodworking-machine tool setters and operators	2	0.1%
7531	Tailors, dressmakers, furriers and hatters	40	2.7%
7532	Garment and related pattern-makers and cutters	9	0.6%
7533	Sewing, embroidery and related workers	0	
7534	Upholsterers and related workers	0	
7535	Pelt dressers, tanners and fellmongers	0	
7536	Shoemakers and related workers	1	0.1%

## File : Informal\_employee

### # B080A: ISCO

Value	Label	Cases	Percentage
7541	Underwater divers	0	
7542	Shotfirers and blasters	0	
7543	Product graders and testers (excluding foods and beverages)	0	
7544	Fumigators and other pest and weed controllers	0	
7549	Craft and related workers not elsewhere classified	0	
8111	Miners and quarriers	1	0.1%
8112	Mineral and stone processing plant operators	0	
8113	Well drillers and borers and related workers	0	
8114	Cement, stone and other mineral products machine operators	0	
8121	Metal processing plant operators	0	
8122	Metal finishing, plating and coating machine operators	0	
8131	Chemical products plant and machine operators	0	
8132	Photographic products machine operators	0	
8141	Rubber products machine operators	0	
8142	Plastic products machine operators	1	0.1%
8143	Paper products machine operators	0	
8151	Fibre preparing, spinning and winding machine operators	0	
8152	Weaving and knitting machine operators	0	
8153	Sewing machine operators	4	0.3%
8154	Bleaching, dyeing and fabric cleaning machine operators	0	
8155	Fur and leather preparing machine operators	0	
8156	Shoemaking and related machine operators	2	0.1%
8157	Laundry machine operators	0	
8159	Textile, fur and leather products machine operators not else	0	
8160	Food and related products machine operators	22	1.5%
8171	Pulp and papermaking plant operators	0	
8172	Wood processing plant operators	0	
8181	Glass and ceramics plant operators	0	
8182	Steam engine and boiler operators	0	
8183	Packing, bottling and labelling machine operators	2	0.1%
8189	Stationary plant and machine operators not elsewhere classif	0	
8211	Mechanical machinery assemblers	0	
8212	Electrical and electronic equipment assemblers	0	
8219	Assemblers not elsewhere classified	0	
8311	Locomotive engine drivers	0	
8312	Railway brake, signal and switch operators	0	
8321	Motorcycle drivers	9	0.6%
8322	Car, taxi and van drivers	7	0.5%
8331	Bus and tram drivers	0	
8332	Heavy truck and lorry drivers	0	
8341	Mobile farm and forestry plant operators	0	
8342	Earthmoving and related plant operators	1	0.1%
8343	Crane, hoist and related plant operators	0	

## File : Informal\_employee

### # B080A: ISCO

Value	Label	Cases	Percentage
8344	Lifting truck operators	0	
8350	Ships' deck crews and related workers	1	0.1%
9111	Domestic cleaners and helpers	29	2.0%
9112	Cleaners and helpers in offices, hotels and other establishm	19	1.3%
9121	Hand launderers and pressers	0	
9122	Vehicle cleaners	1	0.1%
9123	Window cleaners	0	
9129	Other cleaning workers	0	
9211	Crop farm labourers	16	1.1%
9212	Livestock farm labourers	16	1.1%
9213	Mixed crop and livestock farm labourers	0	
9214	Garden and horticultural labourers	0	
9215	Forestry labourers	0	
9216	Fishery and aquaculture labourers	0	
9311	Mining and quarrying labourers	1	0.1%
9312	Civil engineering labourers	1	0.1%
9313	Building construction labourers	26	1.8%
9321	Hand packers	1	0.1%
9329	Manufacturing labourers not elsewhere classified	10	0.7%
9331	Hand and pedal vehicle drivers	19	1.3%
9332	Drivers of animal-drawn vehicles and machinery	0	
9333	Freight handlers	8	0.5%
9334	Shelf fillers	0	
9411	Fast food preparers	41	2.8%
9412	Kitchen helpers	8	0.5%
9510	Street and related service workers	0	
9520	Street vendors (excluding food)	1	0.1%
9611	Garbage and recycling collectors	0	
9612	Refuse sorters	0	
9613	Sweepers and related labourers	0	
9621	Messengers, package deliverers and luggage porters	8	0.5%
9622	Odd job persons	21	1.4%
9623	Meter readers and vending-machine collectors	0	
9624	Water and firewood collectors	1	0.1%
9629	Elementary workers not elsewhere classified	1	0.1%
9999		4	0.3%
Sysmiss		2536	

Warning: these figures indicate the number of cases found in the data file. They cannot be interpreted as summary statistics of the population of interest.

### # ISCO1B080A: ISCO\_FIRST\_LEVELAB080A

<b>Information</b>	[Type= discrete] [Format=numeric] [Range= 1-99] [Missing=*]		
<b>Statistics [NW/ W]</b>	[Valid=1476 /-] [Invalid=2536 /-]		
Value	Label	Cases	Percentage
1	Managers	30	2.0%

## File : Informal\_employee

### # ISCO1B080A: ISCO\_FIRST\_LEVELAB080A

Value	Label	Cases	Percentage
2	Professionals	68	4.6%
3	Technical and associate professionals	24	1.6%
4	Clerical support workers	30	2.0%
5	Services and sales workers	582	39.4%
6	Skilled agricultural, forestry and fishery workers	152	10.3%
7	Craft and related trade workers	279	18.9%
8	Plant and machine operators and assemblers	50	3.4%
9	Elementary occupations	228	15.4%
10	Armed forces occupations	29	2.0%
99	Not specified	4	0.3%
Sysmiss		2536	

Warning: these figures indicate the number of cases found in the data file. They cannot be interpreted as summary statistics of the population of interest.

### # B090: How long did you work in the previous job?

<b>Information</b>	[Type= discrete] [Format=numeric] [Range= 0-99] [Missing=*]
<b>Statistics [NW/ W]</b>	[Valid=1476 /-] [Invalid=2536 /-]

Value	Label	Cases	Percentage
0		226	15.3%
1		243	16.5%
2		221	15.0%
3		192	13.0%
4		98	6.6%
5		105	7.1%
6		66	4.5%
7		41	2.8%
8		44	3.0%
9		22	1.5%
10		62	4.2%
11		9	0.6%
12		18	1.2%
13		15	1.0%
14		9	0.6%
15		16	1.1%
16		6	0.4%
17		3	0.2%
18		7	0.5%
19		5	0.3%
20		21	1.4%
21		2	0.1%
22		3	0.2%
23		1	0.1%
24		4	0.3%
25		6	0.4%
26		1	0.1%

## File : Informal\_employee

### # B090: How long did you work in the previous job?

Value	Label	Cases	Percentage
27		6	0.4%
28		2	0.1%
29		1	0.1%
30		3	0.2%
31		1	0.1%
33		2	0.1%
40		1	0.1%
43		1	0.1%
50		1	0.1%
99	Missing value	12	0.8%
Sysmiss		2536	

Warning: these figures indicate the number of cases found in the data file. They cannot be interpreted as summary statistics of the population of interest.

### # Interv\_B090: Experience in current establishment\_int

<b>Information</b>	[Type= discrete] [Format=numeric] [Range= 1-9] [Missing=*]
<b>Statistics [NW/ W]</b>	[Valid=1476 /-] [Invalid=2536 /-]

Value	Label	Cases	Percentage
1	Less than 1 year	226	15.3%
2	1-2	464	31.4%
3	3-4	290	19.6%
4	5-7	212	14.4%
5	8-10	128	8.7%
6	11-13	42	2.8%
7	14+	102	6.9%
9	Not Specified	12	0.8%
Sysmiss		2536	

Warning: these figures indicate the number of cases found in the data file. They cannot be interpreted as summary statistics of the population of interest.

### # B100: What was the main reason you left your previous job?

<b>Information</b>	[Type= discrete] [Format=numeric] [Range= 1-9] [Missing=*]
<b>Statistics [NW/ W]</b>	[Valid=1476 /-] [Invalid=2536 /-]

Value	Label	Cases	Percentage
1	Under payment	308	20.9%
2	Late payment	28	1.9%
3	Physical/social harassment	13	0.9%
4	Poor working conditions	321	21.7%
5	Marital/family commitments	267	18.1%
6	Going back to school/training	34	2.3%
7	Restructuring	153	10.4%
8	Others (specify)	349	23.6%
9	Missing value	3	0.2%
Sysmiss		2536	

Warning: these figures indicate the number of cases found in the data file. They cannot be interpreted as summary statistics of the population of interest.



## File : Informal\_employee

### # B100S: Other-Specify

Information [Type= discrete] [Format=character] [Missing=\*]

Statistics [NW/ W] [Valid=347 /-] [Invalid=0 /-]

Value	Label	Cases	Percentage
ABAHAKORER/ BARI BAHAVUYE NA		1	0.3%
ABAKIRIYA BARI BAKE		1	0.3%
ABARI MU ISHYIRAHAMW BARABUZE		1	0.3%
ABAYAKORER/ BARIMUTSE		1	0.3%
ABIFATANYA NO GUSYA IMYUMBATI		1	0.3%
ABIKORA BYOMBI		1	0.3%
ABIKORA BYOSE		1	0.3%
ABO YAKORERAGA BARI BAFUNZE		1	0.3%
AHA MPARI IGIHE GITO		1	0.3%
AHO YAKORERAGA BARAFUNZE		1	0.3%
AKABARI KARAFUNZE		1	0.3%
AKABARI KARAHOMBYE		1	0.3%
AKAZI BAKORAGA BARACYAGAKO		1	0.3%
AKAZI KABAYE GACYE		1	0.3%
AKAZI KABAYE GAKE		1	0.3%
AKAZI KABAYE GAKE BARAGABANY.		1	0.3%
AKAZI KABAYE GAKE BARAMPAGARI		1	0.3%
AKAZI KARAHAGAZE		4	1.2%

## File : Informal\_employee

### # B100S: Other-Specify

Value	Label	Cases	Percentage
AKAZI KARANGIYE		1	0.3%
AKAZI KARARANGIYE		13	3.7%
AKAZI KARARngiye		1	0.3%
AKAZI KARI GAHAGAZE		1	0.3%
AKAZI KARI KARANGIYE		11	3.2%
AKAZI KARI KARANGIYE BIMUTSE		1	0.3%
AKAZI TWAKORAGA		1	0.3%
AMAFARANGA MAKE YABONAGA		1	0.3%
AMAFARANGA YAMUBANYE MAKE		1	0.3%
AMAGARE BARAYACIYE		2	0.6%
AMAGARE BAYACIYE MU MUGI		1	0.3%
AMAGARE YACIWE MU MUGI		1	0.3%
AMASEZERANC YARI ARANGIYE		1	0.3%
AMAZE GUKURA		1	0.3%
ARABIFATANY		2	0.6%
ARABIKOMEJE		1	0.3%
ARACYABIHAN		1	0.3%
ARACYABIKOM		1	0.3%
ARACYABIKOR		5	1.4%
ARACYABIKOR NUBU		1	0.3%
ARACYABUKOI		1	0.3%
ARACYAGAKO		4	1.2%
ARACYAHAKO		1	0.3%
ARACYAHAKO ANABIFATANY		1	0.3%
ARACYAHAKO NAHO		1	0.3%
ARACYAHAKO		1	0.3%
ARACYARI MU KAZI		1	0.3%

## File : Informal\_employee

### # B100S: Other-Specify

Value	Label	Cases	Percentage
YAKORAGA MBER			
ASIGAYE YIKORERA		1	0.3%
ATELIER YARAHOMBYE		1	0.3%
BABAJE BADUHAGARIT		1	0.3%
BACIYE AMAGARE AHO TWAKORERAG.		1	0.3%
BAGIYE GUKORERA AHANTU KURE		1	0.3%
BAHAGARITSE GUKORA		1	0.3%
BAKIYE AMAGARE MUMUGI		1	0.3%
BAMUKUYE MUNZU YACURURIZAG		1	0.3%
BAMUSHIZE MUMASHIRAH/		1	0.3%
BAMWIBYE IGARE		1	0.3%
BARADUHAGA/		2	0.6%
BARAFUNZE		4	1.2%
BARAHOMBYE		2	0.6%
BARI BAFUNZE		1	0.3%
BARI BAGIYE KUVUGURURA		1	0.3%
BARI BAHAGARITSE GUKORA		1	0.3%
BARIMUNSEYO GUSUBIRAYO		1	0.3%
BARIMUTSE		1	0.3%
BAWE YARUSHIJE		1	0.3%
BIMUYE IKIGO NAKORERAGAI		1	0.3%
BOUTIQUE YARAHIYE		1	0.3%
BYARAHAGARI/		1	0.3%
BYINJIZA MACYE IGISHORO GITO		1	0.3%

## File : Informal\_employee

### # B100S: Other-Specify

Value	Label	Cases	Percentage
CANTINE YARAFUNZE		1	0.3%
CONTRACT YARI IRANGIYE		2	0.6%
CONTRAT YARI IRANGIYE		1	0.3%
COOPERATIVE YARAHOMBYE		2	0.6%
CYARI IKIRAKA KIRARANGIRA		1	0.3%
CYARIKIRAKA		1	0.3%
DEMOBILISATI		1	0.3%
END OF PROJECT		1	0.3%
FIN DE CONTRACT		1	0.3%
FIN DU CONTRAT		1	0.3%
FINANCEMENT Y'IKIGO		1	0.3%
GENOCIDE		2	0.6%
GENOCIDE YATUMYE KOPERATIVE IS		1	0.3%
GUCA AMAGARE MU MUHANDA		1	0.3%
GUFUNGA KWIKIGO		1	0.3%
GUHAGARARA KW'AKAZI		1	0.3%
GUHAGARARA KW'IMIRIMO		1	0.3%
GUHAMB AKAZI KAZIKABAYE GAKE		1	0.3%
GUHANGA IMIRIMO MISHYA		1	0.3%
GUHANGA INDI IMIRIMO		1	0.3%
GUHIMBA		1	0.3%
GUHINDURA		1	0.3%
GUHINDURA AKAZI		1	0.3%
GUHINDURA IBICURUZWA		1	0.3%

## File : Informal\_employee

### # B100S: Other-Specify

Value	Label	Cases	Percentage
GUHINDURA UMWUGA		1	0.3%
GUHINGA		1	0.3%
GUHOMBA		12	3.5%
GUHOMBA KWA KOPERATIVE		1	0.3%
GUKORA ISHYIRAHAMW		1	0.3%
GUKORA MURI DOMAINE YE		1	0.3%
GUKORERA HAFI YIVUKO		1	0.3%
GUKORERA KURE		1	0.3%
GUKORERA MUMAKOPERA		1	0.3%
GUSAHURWA		1	0.3%
GUSESWA KW'ISHYIRAHA		1	0.3%
GUSEZERERWA KUKAZI- KURWARA		1	0.3%
GUSHAKA KWIKORERA		1	0.3%
GUSHAKA UMUGABO		1	0.3%
GUSHYIGURA		1	0.3%
GUTANGA KWIKORERA		1	0.3%
HABAYE INTAMBARA BASHEBUJA BAR		1	0.3%
HABAYEHO INTAMBARA		1	0.3%
HAHINDUTSE COOPERATIVE		1	0.3%
HARAFUNZE		2	0.6%
HARAFUNZWE		2	0.6%
HARASENYUTS		1	0.3%
HARI ABACLIENTS BAKE		1	0.3%
HAVAGAMO INYUNGU NKEYA		1	0.3%
IBIBAZO BY'AMASHYAM		1	0.3%

## File : Informal\_employee

### # B100S: Other-Specify

Value	Label	Cases	Percentage
IBIKORWA BISHYA YATANGIJE		1	0.3%
IBIRAKA BYARI BIRANGIYE		1	0.3%
ICYUMA CYARAGURISH		1	0.3%
ICYUMA GISYA CYARAPFUYE		1	0.3%
IGIHOMBO		1	0.3%
IGISHORO GIKE		1	0.3%
IKIBAZO CY'IGIHOMBO		1	0.3%
IKIBAZO CYIBURWAYI		1	0.3%
IKIBAZO CYO GUSAZA		1	0.3%
IKIGO CYAHISE GIFUNGA		1	0.3%
IKIGO CYARAFUNZE		2	0.6%
IKIGO CYARAHAGAZI		1	0.3%
IKIGO CYRFUNZE,UM APFUYE		1	0.3%
IKIGO NTIKIGIKORA		1	0.3%
IKIGO YAKOREYE CYARAHOMBY		1	0.3%
IKIRAKA CYARIKIRANGI		1	0.3%
IKORWA BYARI BIRANGIYE		1	0.3%
IMASHINI YARAGURISHIJ		1	0.3%
IMASHINI ZARAGURISHIJ		1	0.3%
IMIRIMO YARAHAGAZE		1	0.3%
IMODIKA YARAGURISHIJ		1	0.3%
IMODOKA YARAGURISHIJ		1	0.3%
IMODOKA YARAPFUYE		1	0.3%

## File : Informal\_employee

### # B100S: Other-Specify

Value	Label	Cases	Percentage
IMPAMVU Z'UBURWAYI		1	0.3%
IMYUNGU YANIKE		1	0.3%
INSHINGANO NSHYA		1	0.3%
INTAMBARA		3	0.9%
IRANGIRA RY'AKAZI		1	0.3%
ISOKO RYARAPFUYE NTIBYAGENDA		1	0.3%
IVANWA RY'AMAGARE MU MUHANDA		1	0.3%
IVURIRO RYARAHAGAZI		1	0.3%
KARAHAGAZE		1	0.3%
KIRARANGIYE		1	0.3%
KOPERATIVE YARASE NYUTSE		1	0.3%
KUBERA INTAMBARA YARAHOMBYE		1	0.3%
KUBONA AKANDI KEZA		1	0.3%
KUBURA AHO GUKORERA		1	0.3%
KUGABANYA ABAKOZI		1	0.3%
KUGURISHWA KW'AMATUNGU		1	0.3%
KUJYA KWIKORERA		1	0.3%
KUJYA MU ISHYIRAHAMW		1	0.3%
KUJYA MUBUCURUZI		1	0.3%
KUREYAHU YARI ATUYE		1	0.3%
KURWARA		1	0.3%
KUTAGIRA PERMIS		1	0.3%
KUTUNGUKA NEZA		1	0.3%
KUVUNIKA CYANE		1	0.3%
KUZA GUSHINGA BOUTIQUE		1	0.3%

## File : Informal\_employee

### # B100S: Other-Specify

Value	Label	Cases	Percentage
KWAMBURWA UMUSHAHARA		1	0.3%
KWIKORERA KU GITI CYE		1	0.3%
KWIMUKA		3	0.9%
KWIRUKANWA		2	0.6%
KWISHYIRAHA N'ABANDI		1	0.3%
KWISHYIRAHA NABANDI		1	0.3%
LETA YARABAFUNGI		1	0.3%
LETA YARADUHAGA		1	0.3%
LETA YARAHAFUNZE		1	0.3%
MANDA YE YARARANGIYE		1	0.3%
MITATION		1	0.3%
MOTO YARAGURISHIJ		1	0.3%
MUTATION		1	0.3%
N'UBU ARACYAGAKO		1	0.3%
NAHAGARITSE UBUCURUZI		1	0.3%
NAKO ARAGAKORA		1	0.3%
NARAHOMBYE		2	0.6%
NARAVUNIKAC		1	0.3%
NASHAKAGA KWIKORERA		1	0.3%
NDABIFATANY		1	0.3%
NDACTAKORA		1	0.3%
NDACYABIKOR BIFATANYA GUCURUZ		1	0.3%
NDACYAGAKO		2	0.6%
NDACYAHAKO		1	0.3%
NDACYAHINGA		1	0.3%
NIMKUBUSHAK		1	0.3%
NTA KAZI KAGIHARI		1	0.3%
NTA MUSARURO		1	0.3%
NTA MUSARURO UHAGIJE BABONAMO		1	0.3%



## File : Informal\_employee

### # B100S: Other-Specify

Value	Label	Cases	Percentage
NTABWO KARI GAHUYE NIBYO NIZE		1	0.3%
NTABWO YARETSE AKAZI		3	0.9%
NTABWO YARETSE AKAZI KA MBERE		3	0.9%
NTABWO YARETSE AKAZI KAMBERE		1	0.3%
NTABWO YARETSE GUHINGA		1	0.3%
NTANYUNGUY.		1	0.3%
NTIY ABIRETSE ARABIFANYA		1	0.3%
NTIY ABIRETSE ARABIFITE BYOSE		1	0.3%
NTIYARETSE AKAZI KA MBERE		1	0.3%
NTIYARETSE AKAZI YAKORAGA		1	0.3%
NYIRI BOUCHERIE YARAHAGAZE		1	0.3%
NYIRIKIGO YARAPFUYE		1	0.3%
PANSION		1	0.3%
RESTAURANT		1	0.3%
RESTAURANT YARAFUNZE		1	0.3%
RESTAURANT YARAHAGAZE		1	0.3%
RESTAURANT YARAHOMBYE		1	0.3%
SALON BARAYIFUNZE		1	0.3%
SALON YARAFUNZE		2	0.6%
SALOON YAFUNZE IBIKORWA BYAYO		1	0.3%
STATION YARAHAGAZE		1	0.3%
TWARI TWIMUTSE		1	0.3%

## File : Informal\_employee

### # B100S: Other-Specify

Value	Label	Cases	Percentage
MUNZU TWAKORERA			
UBU BIROROSHYE		1	0.3%
UBURWAYI		6	1.7%
UBURWAYI BW'UMUGONGO		1	0.3%
UBURWAYI BWIGIHE KIRENZE 6MOIS		1	0.3%
UBURWAYI BWO KUTUMVA		1	0.3%
UBUSHOBOZI BUKE		1	0.3%
UMUKORESHA WE YARAHOMBAG		1	0.3%
UMUNANIRO UTERWA NO GUHINGA		1	0.3%
UMURWAYI		1	0.3%
UMUSARURO WARI MUKE		1	0.3%
UMUSHINGA WARAHOBYE		1	0.3%
UMUSHINGA WARARANGIYE		1	0.3%
UMUTEKANO MUKE		1	0.3%
URUGENDO RWARI RURERIRE		1	0.3%
URUPFU RWA NYIRIBARIZO		1	0.3%
WARI BARANGIJE KUBAKA FALLS		1	0.3%
YABAYE PRIVATISE		1	0.3%
YABONAGA BITUNGUKA		1	0.3%
YABONYE UMUSHINGA UMUHA AKAZI		1	0.3%
YAHINDURIWE AKAZI		1	0.3%
YAHINDURIWE IMIRIMO		1	0.3%

## File : Informal\_employee

### # B100S: Other-Specify

Value	Label	Cases	Percentage
YAKOZE IMPANUKA		1	0.3%
YARAFUNZE		1	0.3%
YARAFUNZE AHAGARIKA UBUCURUZI		1	0.3%
YARAFUNZWE		1	0.3%
YARAHAMBYE		1	0.3%
YARAHEMBWE		1	0.3%
YARAHOMBYE		9	2.6%
YARARWAYE,E UMWANYA		1	0.3%
YARASEZEREW		1	0.3%
YARATASHYE ATINDA KUGARUKA		1	0.3%
YARAVUNITSE		1	0.3%
YARI ASHAJE		1	0.3%
YARI KURE YO MU RUGO		1	0.3%
YARI YAFUNZE IMIJIYANGO		1	0.3%
YARIBWE		1	0.3%
YARIMUTSE		1	0.3%
YARIRUKANYV		1	0.3%
YARUBATSE (YARARONGOV		1	0.3%
YASANZE KAMUVUNISHA		1	0.3%
YASHIZEHO UNDI UMUKORERA		1	0.3%
YAVUNIKIYE KU MURIMO ARAHAGARA		1	0.3%
YIHANGIYE UMURIMO MUSHYA		1	0.3%
YINJIZAGA AMAFARANGA MAKE		1	0.3%
akazi kari karangiye		1	0.3%
guhindura akazi		1	0.3%
kwagura ubucuruzi		1	0.3%
pension		1	0.3%
sallon yafunze imiryango		1	0.3%

## File : Informal\_employee

### # B100S: Other-Specify

Value	Label	Cases	Percentage
umushinga wari uhagaze		1	0.3%

*Warning: these figures indicate the number of cases found in the data file. They cannot be interpreted as summary statistics of the population of interest.*

### # B101A: Ministry and other public institutions

<b>Information</b>	[Type= continuous] [Format=numeric] [Range= 0-31] [Missing=*/99]
<b>Statistics [NW/ W]</b>	[Valid=1473 /-] [Invalid=2539 /-] [Mean=0.671 /-] [StdDev=2.744 /-]

Value	Label	Cases	Percentage
99	Missing value	3	

*Warning: these figures indicate the number of cases found in the data file. They cannot be interpreted as summary statistics of the population of interest.*

### # B101B: Parastatal

<b>Information</b>	[Type= continuous] [Format=numeric] [Range= 0-20] [Missing=*/99]
<b>Statistics [NW/ W]</b>	[Valid=1473 /-] [Invalid=2539 /-] [Mean=0.132 /-] [StdDev=1.122 /-]

Value	Label	Cases	Percentage
99	missing value	3	

*Warning: these figures indicate the number of cases found in the data file. They cannot be interpreted as summary statistics of the population of interest.*

<b># B101C: Company</b>			
<b>Information</b>		[Type= continuous] [Format=numeric] [Range= 0-54] [Missing=*/99]	
<b>Statistics [NW/ W]</b>		[Valid=1473 /-] [Invalid=2539 /-] [Mean=5.826 /-] [StdDev=6.675 /-]	
<b>Value</b>	<b>Label</b>	<b>Cases</b>	<b>Percentage</b>
99	missing value	3	
<i>Warning: these figures indicate the number of cases found in the data file. They cannot be interpreted as summary statistics of the population of interest.</i>			
<b># B101D: Co-operative</b>			
<b>Information</b>		[Type= continuous] [Format=numeric] [Range= 0-44] [Missing=*/99]	
<b>Statistics [NW/ W]</b>		[Valid=1473 /-] [Invalid=2539 /-] [Mean=0.441 /-] [StdDev=2.244 /-]	
<b>Value</b>	<b>Label</b>	<b>Cases</b>	<b>Percentage</b>
99	Missing Value	3	
<i>Warning: these figures indicate the number of cases found in the data file. They cannot be interpreted as summary statistics of the population of interest.</i>			
<b># B101E: NGO/CSO/CBO</b>			
<b>Information</b>		[Type= continuous] [Format=numeric] [Range= 0-17] [Missing=*/99]	
<b>Statistics [NW/ W]</b>		[Valid=1473 /-] [Invalid=2539 /-] [Mean=0.0611 /-] [StdDev=0.643 /-]	
<b>Value</b>	<b>Label</b>	<b>Cases</b>	<b>Percentage</b>
99	Missing value	3	
<i>Warning: these figures indicate the number of cases found in the data file. They cannot be interpreted as summary statistics of the population of interest.</i>			
<b># B101F: Other</b>			
<b>Information</b>		[Type= continuous] [Format=numeric] [Range= 0-30] [Missing=*/99]	
<b>Statistics [NW/ W]</b>		[Valid=1471 /-] [Invalid=2541 /-] [Mean=0.326 /-] [StdDev=2.048 /-]	
<b>Value</b>	<b>Label</b>	<b>Cases</b>	<b>Percentage</b>
99	Missing value	5	
<i>Warning: these figures indicate the number of cases found in the data file. They cannot be interpreted as summary statistics of the population of interest.</i>			
<b># TE: Total experience</b>			
<b>Information</b>		[Type= continuous] [Format=numeric] [Range= 0-54] [Missing=*/9999]	
<b>Statistics [NW/ W]</b>		[Valid=1473 /-] [Invalid=2539 /-] [Mean=7.456 /-] [StdDev=7.204 /-]	
<b>Value</b>	<b>Label</b>	<b>Cases</b>	<b>Percentage</b>
9999	Missing value		
<i>Warning: these figures indicate the number of cases found in the data file. They cannot be interpreted as summary statistics of the population of interest.</i>			
<b># B101S: Other-Specify</b>			
<b>Information</b>		[Type= discrete] [Format=character] [Missing=*]	
<b>Statistics [NW/ W]</b>		[Valid=40 /-] [Invalid=0 /-]	
<b>Value</b>	<b>Label</b>	<b>Cases</b>	<b>Percentage</b>
ABAHINZI		1	2.5%
AKABARI		1	2.5%
FAMILLE		2	5.0%
GUFOTORA		1	2.5%
GUHINGA (FAMILLE)		1	2.5%
GUSHAKA INKWI NO KUGOSORA		1	2.5%
KUDANDAIZA		1	2.5%

<b># B101S: Other-Specify</b>			
<b>Value</b>	<b>Label</b>	<b>Cases</b>	<b>Percentage</b>
KURAGIRA INKA ZO MURUGO		1	2.5%
KWIKORERA		1	2.5%
RESTAURANT		1	2.5%
UBUCURUZI BWA BOUTIQUE		1	2.5%
UBUCURUZI BWITE		1	2.5%
UBUDANDAZI		1	2.5%
UBUFUNDI		1	2.5%
UBUHINZI		1	2.5%
UBUHINZI BW'IBIGORI		1	2.5%
UBUHINZI BW'INYANYA		1	2.5%
UBUHINZI&UBU		1	2.5%
UBUHINZI,UBU		1	2.5%
UMUKARANI UTERURA IMIZIGO		1	2.5%
UMUKOZI WO MU RUGO		2	5.0%
UMUKOZI WO MURUGO		1	2.5%
UMUNTU KU GITI CYE		4	10.0%
URUGO		7	17.5%
YARIKORERAG		4	10.0%
YIKORERA UBUCURUZI		1	2.5%
<i>Warning: these figures indicate the number of cases found in the data file. They cannot be interpreted as summary statistics of the population of interest.</i>			
<b># B102: Did your first job match your education?</b>			
<b>Information</b>	[Type= discrete] [Format=numeric] [Range= 1-9] [Missing=*]		
<b>Statistics [NW/ W]</b>	[Valid=1476 /-] [Invalid=2536 /-]		
<b>Value</b>	<b>Label</b>	<b>Cases</b>	<b>Percentage</b>
1	Yes	857	58.1%
2	No	613	41.5%
9	Missing value	6	0.4%
Sysmiss		2536	
<i>Warning: these figures indicate the number of cases found in the data file. They cannot be interpreted as summary statistics of the population of interest.</i>			
<b># B110: Highest level of education when you first enter the labour market</b>			
<b>Information</b>	[Type= discrete] [Format=numeric] [Range= 1-9] [Missing=*]		
<b>Statistics [NW/ W]</b>	[Valid=4012 /-] [Invalid=0 /-]		
<b>Value</b>	<b>Label</b>	<b>Cases</b>	<b>Percentage</b>
1	No education	1181	29.4%
2	Primary	1944	48.5%

### # B110: Highest level of education when you first enter the labour market

Value	Label	Cases	Percentage
3	Vocational training/Tronc commun/A3/TVET,....	559	13.9%
4	Secondary	306	7.6%
5	Tertiary	17	0.4%
9	Missing value	5	0.1%

Warning: these figures indicate the number of cases found in the data file. They cannot be interpreted as summary statistics of the population of interest.

### # B120: Year of your graduation before entering the labour market

**Information** [Type= discrete] [Format=numeric] [Range= 1960-9999] [Missing=\*]

**Statistics [NW/ W]** [Valid=887 /-] [Invalid=3125 /-]

Value	Label	Cases	Percentage
1960		1	0.1%
1964		1	0.1%
1967		1	0.1%
1969		1	0.1%
1972		1	0.1%
1973		2	0.2%
1974		1	0.1%
1975		2	0.2%
1976		1	0.1%
1977		1	0.1%
1978		4	0.5%
1979		2	0.2%
1980		4	0.5%
1981		3	0.3%
1982		4	0.5%
1983		3	0.3%
1984		4	0.5%
1985		8	0.9%
1986		12	1.4%
1987		12	1.4%
1988		10	1.1%
1989		10	1.1%
1990		11	1.2%
1991		5	0.6%
1992		6	0.7%
1993		22	2.5%
1994		15	1.7%
1995		7	0.8%
1996		7	0.8%
1997		5	0.6%
1998		13	1.5%
1999		17	1.9%
2000		22	2.5%
2001		17	1.9%
2002		15	1.7%

### # B120: Year of your graduation before entering the labour market

Value	Label	Cases	Percentage
2003		35	3.9%
2004		32	3.6%
2005		59	6.7%
2006		62	7.0%
2007		70	7.9%
2008		86	9.7%
2009		100	11.3%
2010		128	14.4%
2011		40	4.5%
2012		1	0.1%
9999	missing value	24	2.7%
Sysmiss		3125	

Warning: these figures indicate the number of cases found in the data file. They cannot be interpreted as summary statistics of the population of interest.

### # B120\_INTER: Interval B120

<b>Information</b>	[Type= discrete] [Format=numeric] [Range= 1-9] [Missing=*]
<b>Statistics [NW/ W]</b>	[Valid=887 /-] [Invalid=3125 /-]

Value	Label	Cases	Percentage
1	2008-2012	355	40.0%
2	2003-2007	258	29.1%
3	1998-2002	84	9.5%
4	1993-1997	56	6.3%
5	1988-1992	42	4.7%
6	1983-1987	39	4.4%
7	Below 1983	29	3.3%
9	Not specified	24	2.7%
Sysmiss		3125	

Warning: these figures indicate the number of cases found in the data file. They cannot be interpreted as summary statistics of the population of interest.

### # B140A: Year

<b>Information</b>	[Type= discrete] [Format=numeric] [Range= 0-99] [Missing=*]
<b>Statistics [NW/ W]</b>	[Valid=4012 /-] [Invalid=0 /-]

Value	Label	Cases	Percentage
0		1824	45.5%
1		469	11.7%
2		411	10.2%
3		275	6.9%
4		180	4.5%
5		203	5.1%
6		88	2.2%
7		88	2.2%
8		67	1.7%
9		55	1.4%
10		63	1.6%
11		24	0.6%
12		33	0.8%



### # B140A: Year

Value	Label	Cases	Percentage
13		21	0.5%
14		23	0.6%
15		35	0.9%
16		15	0.4%
17		15	0.4%
18		14	0.3%
19		10	0.2%
20		9	0.2%
21		6	0.1%
22		6	0.1%
23		1	0.0%
24		4	0.1%
25		8	0.2%
26		2	0.0%
28		1	0.0%
29		4	0.1%
30		4	0.1%
31		3	0.1%
32		3	0.1%
33		3	0.1%
35		1	0.0%
38		1	0.0%
40		1	0.0%
46		1	0.0%
99	missing value	41	1.0%

Warning: these figures indicate the number of cases found in the data file. They cannot be interpreted as summary statistics of the population of interest.

### # Inter\_B140A: Intervals\_B140a

<b>Information</b>	[Type= discrete] [Format=numeric] [Range= 1-99] [Missing=*]
<b>Statistics [NW/ W]</b>	[Valid=4012 /-] [Invalid=0 /-]

Value	Label	Cases	Percentage
1	Less than 1 year	1824	45.5%
2	1 year	469	11.7%
3	2 years	411	10.2%
4	3 years	275	6.9%
5	4 years	180	4.5%
6	5 years	203	5.1%
7	6 years	88	2.2%
8	7 years	88	2.2%
9	8 years	67	1.7%
10	9 years	55	1.4%
11	10 years and above	311	7.8%
99	Not specified	41	1.0%

Warning: these figures indicate the number of cases found in the data file. They cannot be interpreted as summary statistics of the population of interest.

<b># B140B: Months</b>			
<b>Information</b>		[Type= discrete] [Format=numeric] [Range= 0-99] [Missing=*]	
<b>Statistics [NW/ W]</b>		[Valid=4006 /-] [Invalid=6 /-]	
<b>Value</b>	<b>Label</b>	<b>Cases</b>	<b>Percentage</b>
0		3321	82.9%
1		196	4.9%
2		136	3.4%
3		110	2.7%
4		34	0.8%
5		66	1.6%
6		76	1.9%
7		14	0.3%
8		35	0.9%
9		9	0.2%
10		8	0.2%
11		1	0.0%
99	Missing value	0	
Sysmiss		6	
<i>Warning: these figures indicate the number of cases found in the data file. They cannot be interpreted as summary statistics of the population of interest.</i>			
<b># C010: Highest level of formal education</b>			
<b>Information</b>		[Type= discrete] [Format=numeric] [Range= 1-99] [Missing=*]	
<b>Statistics [NW/ W]</b>		[Valid=4012 /-] [Invalid=0 /-]	
<b>Value</b>	<b>Label</b>	<b>Cases</b>	<b>Percentage</b>
1	PhD/Doctorate	0	
2	Masters Degree	3	0.1%
3	Post Graduate Diploma	1	0.0%
4	Bachelors	13	0.3%
5	Diploma level (A1)	14	0.3%
6	Certificate level (TVET)	134	3.3%
7	Secondary-A Level	246	6.1%
8	Secondary-O Level	485	12.1%
9	Primary	1905	47.5%
10	None	1154	28.8%
11	Other (specify)	51	1.3%
99	Missing value	6	0.1%
<i>Warning: these figures indicate the number of cases found in the data file. They cannot be interpreted as summary statistics of the population of interest.</i>			
<b># C010S: Other-Specify</b>			
<b>Information</b>		[Type= discrete] [Format=character] [Missing=*]	
<b>Statistics [NW/ W]</b>		[Valid=50 /-] [Invalid=0 /-]	
<b>Value</b>	<b>Label</b>	<b>Cases</b>	<b>Percentage</b>
3ANS YA HOTELERIE		1	2.0%
AMASHORI Y'INGOBOKA		1	2.0%
AMASHULI YIBY'UBUDOZI		1	2.0%

# C010S: Other-Specify

Value	Label	Cases	Percentage
AMASHURI 5 PRIMAIRE		1	2.0%
AMASHURI ATA ABANZA		1	2.0%
AMASHURI ATATU ABANZA		1	2.0%
AMASHURI Y'IMYUGA		4	8.0%
AMASHURI Y'INGOBOKA		1	2.0%
AMASHURI Y'INGOBOKA		1	2.0%
ARIGA PRIMAIRE		1	2.0%
ARTISANAL		1	2.0%
CELETICA		1	2.0%
CERAI		5	10.0%
CERTIFICAT MUBY'UBUDOZ		1	2.0%
CFJ		1	2.0%
CFJ/VTC		1	2.0%
CFT		1	2.0%
COMPTABILITE		1	2.0%
FORMATION		1	2.0%
FORMATION(TV		1	2.0%
HOTELERIE		1	2.0%
IMYAKA 3 YA CERAI		1	2.0%
IMYUGA CENTRE DE FORM.DE JEUNE		1	2.0%
INGOBOKA		1	2.0%
INGOBOKA(CEI		1	2.0%
IZE MURI IGA		1	2.0%
KUBAZA +PRIMAIRE		1	2.0%
NTACYO		1	2.0%
NTACYO YAGEZE MU WA KANE		1	2.0%
NTIYARANGIJE		1	2.0%
NTIYARANGIJE ABANZA		1	2.0%
NTIYARANGIJE PRIMAIRE		5	10.0%
SERATI		1	2.0%
SERTIFICAT MUBYO KUDODA		1	2.0%

### # C010S: Other-Specify

Value	Label	Cases	Percentage
TVET		1	2.0%
TVT		2	4.0%
UDUDOZI		1	2.0%
YIZE AMASHURI ABANZA		1	2.0%

Warning: these figures indicate the number of cases found in the data file. They cannot be interpreted as summary statistics of the population of interest.

### # C020: Field of specialization

<b>Information</b>	[Type= discrete] [Format=character] [Missing=*]
<b>Statistics [NW/ W]</b>	[Valid=362 /-] [Invalid=0 /-]

Value	Label	Cases	Percentage
A2 INFIRMIERE		1	0.3%
A2COMPTABILITE		1	0.3%
ACCOUNTING		2	0.6%
ACCOUTING		1	0.3%
AGRICOLE		1	0.3%
AGRONOMIE		4	1.1%
AMASHANYAR		1	0.3%
AMATEKA		1	0.3%
AMTEGEKO		1	0.3%
BCM		1	0.3%
BIO CHIMIE		3	0.8%
BIO-CHIMIE		6	1.7%
BIOCHIMIE		7	1.9%
BIOLOGIE CHIMIE MATH		1	0.3%
BIOLOGIE- CHIMIE		1	0.3%
BUSINESS ADMINISTRATI		1	0.3%
COMMERCE ET COMPTABILITE		3	0.8%
COMMERCE ET COPMTABILITE		1	0.3%
COMPABILITE		2	0.6%
COMPTABILITE		53	14.6%
COMPTABILITE ACCOUNTING		1	0.3%
COMPTABLE		1	0.3%
COMPUTER SCIENCE		2	0.6%
CONSTRUCTION		6	1.7%
COUPE COUTURE		1	0.3%
COUTURE		1	0.3%

**# C020: Field of specialization**

Value	Label	Cases	Percentage
DESIGN&BOUT		1	0.3%
DROIT ERT ADMINISTRATI		1	0.3%
DROIT ET ADMINISTRATI		1	0.3%
ECONOMY AND MANAGEMENT		1	0.3%
ELECTRICITE		2	0.6%
ELECTRICITY		1	0.3%
ELECTRO- MECANIQUE		1	0.3%
ELECTRONIC& TELECOMMUNI		1	0.3%
ELECTRONICS		1	0.3%
ELECTRONIQUI		1	0.3%
ELECTRONIQUI AND TELECOMMUNI		1	0.3%
ELECTRONIQUI		1	0.3%
ELECTRONIQUI TELECOMMUNI		1	0.3%
ELETRO MECANIQUE		1	0.3%
ENGINEERING		1	0.3%
ENGLISH KINYARWAND.		1	0.3%
FISCALITE		1	0.3%
GESTION		3	0.8%
GESTION INFORMATIQUI		4	1.1%
GUKORA IBINTU BYO MU MPU		1	0.3%
GUTEKA NO GUTEGURA IBYO KURYA		1	0.3%
HEG		6	1.7%
HEG HISTORY ECONOMICS AND GEOG		1	0.3%
HEG(HISTOIRE,		1	0.3%
HEG/HISTORY ECONOMICS& GEOGR.		1	0.3%
HISTOIRE GEO ECONOMIE		1	0.3%
HISTOIRE,ECON & GEOGRAPHIE		1	0.3%
HISTOIRY,ECON		1	0.3%
HISTORY		1	0.3%

## # C020: Field of specialization

Value	Label	Cases	Percentage
HISTORY ECONOMICS AND GEOGRAPH		1	0.3%
HISTORY,ECON AND GEOGRAPHY		2	0.6%
HISTORY- ECONOMIC- GEOGRAPHIE		1	0.3%
HOTELAIRY		1	0.3%
HOTELERIE		8	2.2%
HOTELERIE A2		1	0.3%
HOTELERIE ET TOURISME		1	0.3%
HUMAN SCIENCES		1	0.3%
HUMANITIES		1	0.3%
IBIJANYE N'UBUHINZI N'AMASHAM		1	0.3%
IBIKORWA BYO MU GARAGE		1	0.3%
IMIBARE N'UBUGENGE N'UBUTABIRE		1	0.3%
INDIMI		1	0.3%
INFIRMIERE		2	0.6%
INFORMATIQUI		5	1.4%
INFORMATIQUI ET GESTION		1	0.3%
KUBAKA		1	0.3%
KUBAZA		4	1.1%
KUBAZA IMBAHO		1	0.3%
KUBAZA N'UBWUBATSI		1	0.3%
KUDODA		4	1.1%
KUDODA IMYENDA Y'ABAGORE		1	0.3%
KUDODA INKWETO		1	0.3%
LATIN LANGUES MADERNES		1	0.3%
LETTRE		4	1.1%
LETTRE A2		1	0.3%
MANAGEMENT		4	1.1%

## # C020: Field of specialization

Value	Label	Cases	Percentage
MATH BIOLOGY AND CHEMISTRY		1	0.3%
MATH CHIMIE BIOLOGIE		1	0.3%
MATH PHYSIQUE		4	1.1%
MATH&BIO CHIMIE		1	0.3%
MATH&PHYSIC		1	0.3%
MATH,PHYSIQU NA CHIMIE		1	0.3%
MATH- ECONOMIC- COMPUTER SCIENCE		1	0.3%
MATH- ECONOMICS- GEOGRAPHY		1	0.3%
MATH- PHYSIQUE		6	1.7%
MATHS PHYSIQUE		1	0.3%
MCB MATH CHIMIE ET BIOLOGY		1	0.3%
MECHANICS		1	0.3%
MECANIQUE		2	0.6%
MECANIQUE AUTO		1	0.3%
MECANIQUE AUTO MOBILE		1	0.3%
MECANIQUE AUTOMOBILE		4	1.1%
MECANIQUE D'ENTRETIEN		1	0.3%
MECANIQUE GENERAL		1	0.3%
MECANIQUE GENERALE		2	0.6%
MECHANICAL		1	0.3%
MECHANIQUE AUTOMOBILE		1	0.3%
MEG		2	0.6%
MENUISERIE		5	1.4%
MENUISIRE		1	0.3%
MENUSELLE ET MACONORIE		1	0.3%
MGE[MATHEM. ECONOMIE]		1	0.3%
MUSIC A0		1	0.3%
N.P		1	0.3%

## # C020: Field of specialization

Value	Label	Cases	Percentage
NIZE BIOCHIMIE		1	0.3%
NORMAL PRIMAIRE		8	2.2%
NORMAL TECHNIQUE		1	0.3%
NORMALE PRIMAIRE		7	1.9%
NP		2	0.6%
PCM(PHYSIQUE		1	0.3%
PEDAGOGIE		1	0.3%
PEDICULE MANICULE		1	0.3%
PHYSIQUE CHIMIE ET MATHEMATIQU		1	0.3%
PSYCHOLOGIE		1	0.3%
PYHISCIS,CHEM		1	0.3%
SACIENCES HUMAINES		1	0.3%
SCIENCE AND TECHNOLOGY		1	0.3%
SCIENCE HUMAIN		3	0.8%
SCIENCE HUMAINE		4	1.1%
SCIENCE INFIRMIERE		1	0.3%
SCIENCES HUMAINE		1	0.3%
SCIENCES HUMAINES		8	2.2%
SCIENCES INFIRMIERE		2	0.6%
SCIENCES INFIRMIERES		1	0.3%
SCIENCES INFORMATIQUI		1	0.3%
SCIENCES SOCIAL		1	0.3%
SCIENCES/ BIOLOGIE		1	0.3%
SECRETAIRE		1	0.3%
SECRETARIA		2	0.6%
SECRETARIAL		1	0.3%
SECRETARIAT		6	1.7%
SECRETARIAT PUBLIQUE		1	0.3%
SECRETARY		1	0.3%
SIENCE HUMAINE		1	0.3%
SOCIAL		1	0.3%



## # C020: Field of specialization

Value	Label	Cases	Percentage
SOCIAL SCIENCES		1	0.3%
SOCIOLOGIE		2	0.6%
SOCIOLOGY		1	0.3%
SOUDURE		2	0.6%
SOUDURE ET PLOMBERIE		1	0.3%
T.V.T (TECHNIQUE)		1	0.3%
THEOLOGIE		1	0.3%
TOURISME		2	0.6%
TRAVAUX PUBLIC		1	0.3%
TRAVAUX PUBLIQUE		2	0.6%
TRAVAUX PUBLIQUES		1	0.3%
UBUBAJI		11	3.0%
UBUDOZI		3	0.8%
UBUDOZI BW'IMYENDA		1	0.3%
UBUFUNDI KUBAKA		1	0.3%
UBUHANZI]		1	0.3%
UBUHINZI N'UBWOROZI		1	0.3%
UBUTEGETSI BW'AMATEGEK		1	0.3%
UBWUBATSI		3	0.8%
UMWUGA WO KUDODA		1	0.3%
VETERENAIRE		1	0.3%
VETERINAIRE		2	0.6%
VETERNAIRE		3	0.8%
YIZE COMPTABILITE		1	0.3%
YIZE COORDONIERE		1	0.3%
YIZE KUBOHA IMIPIRA		1	0.3%
YIZE VETERNAIRE		1	0.3%
accountancy		1	0.3%
bachelor's degree in sociology		1	0.3%
comptabilite		2	0.6%
droit et administration		1	0.3%
electricite		1	0.3%
electro mecanique		1	0.3%

<b># C020: Field of specialization</b>			
<b>Value</b>	<b>Label</b>	<b>Cases</b>	<b>Percentage</b>
secretariat		1	0.3%
<i>Warning: these figures indicate the number of cases found in the data file. They cannot be interpreted as summary statistics of the population of interest.</i>			
<b># C020A: ISCED Code</b>			
<b>Information</b>	[Type= discrete] [Format=numeric] [Range= 110-9999] [Missing=*]		
<b>Statistics [NW/ W]</b>	[Valid=411 /-] [Invalid=3601 /-]		
<b>Value</b>	<b>Label</b>	<b>Cases</b>	<b>Percentage</b>
110	Basic general program elementary	0	
120	Basic general program pre-primary	0	
130	Basic general program primary	2	0.5%
140	Basic general program secondary	0	
150	Basic special program pre-primary	0	
160	Lower secondary	1	0.2%
170	Upper secondary	1	0.2%
810	Simple and fuctional literacy, numeracy	0	
910	behavioural capacities	0	
920	Life orientation programmes	0	
930	Mental skills	0	
940	personal organizational capacities	0	
1410	Education science in Curriculum development in non-vocational	0	
1411	Education science in Educational research	5	1.2%
1412	Education science Testing and measurement	0	
1413	General and specialized teacher training programmes	0	
1414	teacher trainers and for handicapped children	0	
1415	Teacher training for adult education	0	
1416	Teacher training for non-vocational subject	0	
1417	Teacher training for practical	0	
1418	Teacher training for pre-school,kindergarten	0	
1419	Teacher training for Primary schools	11	2.7%
1420	Teacher training for vocational	0	
1421	Other education science	0	
2100	Fine art and design	0	
2110	Performing arts	0	
2120	Graphic and audio-visual arts	2	0.5%
2210	archaeology	0	
2211	Child development and child ministry (christian)	1	0.2%
2212	Christian ministry	0	
2213	comparative literature	0	
2214	Divinity (Christian)	0	
2215	English	0	
2216	ethics	0	
2217	Foreign languages, literature, communication and cultures	8	1.9%
2218	French	0	
2219	History	3	0.7%
2220	interpretation and translation	0	

## # C020A: ISCED Code

Value	Label	Cases	Percentage
2221	Islam and arabic	0	
2222	linguistics	0	
2223	Native languages	0	
2225	philosophy	0	
2226	Religion and theology	0	
2227	Religious Studies	0	
2228	Shariah	0	
2229	Swahiri	0	
2230	Theology (Christian)	1	0.2%
2239	Other humanities Not Elsewhere Classified (NEC)	0	
3111	economics	2	0.5%
3112	economic history	0	
3113	political science	0	
3114	sociology	4	1.0%
3115	demography	0	
3116	antropology (except physical antropology)	0	
3117	ethnology	0	
3118	futurology	0	
3119	pschology	0	
3120	geography(except physical geography)	0	
3121	peace and conflict studies	0	
3122	human rights	0	
3123	Gender studies	1	0.2%
3124	Human sciences	21	5.1%
3125	Social sciences	3	0.7%
3129	Other training in social and behavioural science	0	
3210	Journalism	0	
3220	library technician and science	0	
3230	technicians in museums and similar repositories	0	
3240	documentation techniques	0	
3250	archival sciences	0	
3410	accounting	66	16.1%
3411	auditing	0	
3412	banking	0	
3413	bookkeeping	0	
3414	Business administration	1	0.2%
3415	Business development	0	
3416	Community development	0	
3417	Cooperative management	0	
3418	Customer care services	0	
3419	Development studies	0	
3420	Enterprise management	0	
3421	finance	1	0.2%
3422	institutional administration	0	
3423	insurance	0	

**# C020A: ISCED Code**

Value	Label	Cases	Percentage
3424	International business	0	
3425	Interpretership	0	
3426	investment analysis	0	
3427	management	7	1.7%
3428	marketing	0	
3429	personnel administration	0	
3430	Procurement	0	
3431	Project management	0	
3432	public administration	0	
3433	public relations	0	
3434	real estate	0	
3435	retailing	0	
3436	Rural development	0	
3437	sales	1	0.2%
3438	secretarial and office work	11	2.7%
3439	Supply chain management	0	
3440	International taxation	0	
3449	Other training in business and administration	0	
3810	history of law	2	0.5%
3811	jurisprudence	0	
3812	law(general,international,labour,maritime,etc.)	3	0.7%
3813	local magistrates	0	
3814	notaire	0	
3819	Other low related training	0	
4100	Mathematics –Physics - Computer Science (MPC)	0	
4101	Mathematics –Chemistry - Biology (MCB)	5	1.2%
4102	Physics- Chemistry-Biology (PCB)	2	0.5%
4103	Mathematics-Physics-Geography (MPG)	1	0.2%
4104	Physics-Chemistry Mathematics (PCM)	4	1.0%
4105	Computer Science-Economics-Mathematics(CEM)	1	0.2%
4106	Mathematics-Economics-Geography (MEG)	2	0.5%
4107	History-Economics-Geography (HEG)	11	2.7%
4109	History-Economics-Literature (HEL)	0	
4110	Literature-Economics-Geography (LEG)	0	
4111	History-Geography –Literature combination (HGL)	0	
4112	Maths-Physics	11	2.7%
4119	Other combined sciences training	0	
4210	bacteriology	0	
4211	biochemistry	17	4.1%
4212	biology	1	0.2%
4213	biophysics	0	
4214	botany	0	
4215	entomology	0	
4216	genetics	0	
4217	microbiology	0	

## # C020A: ISCED Code

Value	Label	Cases	Percentage
4218	ornithology	0	
4219	toxicology	0	
4220	zoology	0	
4221	Zootechni	0	
4222	Biotechnology	0	
4239	other allied life sciences excluding clinical and veterinary s	0	
4410	Astronomy and space sciences	0	
4411	Chemistry and other allied subjects	0	
4412	geology	0	
4413	geophysics	0	
4414	marine science	0	
4415	meteorology and other atmospheric sciences including climati	0	
4416	mineralogy	0	
4417	palaeoecology	0	
4418	physical anthropology	0	
4419	physical geography and other geosciences	0	
4420	Physics and other allied subjects	0	
4421	vulcanology	0	
4429	Other Physical sciences related training	0	
4610	actuarial science	0	
4611	Mathematics	0	
4612	numerical analysis	0	
4613	operations research	0	
4614	statistics and other allied fields	0	
4810	Computer sciences:	5	1.2%
4811	Computer application programs training	1	0.2%
4812	Computer hardware related training	0	
4813	Electronics & computer science	0	
4814	Information communication and technology	4	1.0%
4815	IT management	4	1.0%
4816	Networking related training	0	
4817	Software development training	0	
5210	Aeronautical engineering	0	
5211	Agricultural Engineering	0	
5212	Chemical Engineering	0	
5213	Computer engineering	0	
5214	electricity engineering	0	
5215	electronics engineering	0	
5216	energy and chemical engineering	0	
5217	engineering drawing	0	
5218	Environmental and Biosystems Engineering	0	
5219	Fibre Optic Communications, Splicing & Termination	0	
5220	mechanics engineering	1	0.2%
5221	Medical engineering	0	
5222	metal work engineering	0	

**# C020A: ISCED Code**

Value	Label	Cases	Percentage
5223	Software engineering	1	0.2%
5224	surveying	0	
5225	Sustainable energy technology engineering	0	
5226	telecommunication engineering	0	
5227	Electromecanics	4	1.0%
5228	Hydraulic\$Pneumatics	0	
5230	Assembling and servicing	0	
5231	Driving	0	
5232	Electricity	5	1.2%
5233	Electronics	4	1.0%
5234	Fashion Design	3	0.7%
5235	General mechanics	6	1.5%
5236	Industrial mechanics	0	
5237	Leatherwork Technology	0	
5238	Metal Processing Technology	0	
5239	Motor Vehicle Mechanics	12	2.9%
5240	Motor vehicle technology	0	
5241	Painter and Sign Writer	0	
5242	Plant and Machine Maintenance	0	
5243	Plumbing & Pipe fitting	0	
5244	Pottery	0	
5245	Refrigeration and Air Conditioning	0	
5246	Sheet Metal Working	0	
5247	Welding and metal fabrication	3	0.7%
5248	Automobile electricity	0	
5249	Other craft trainings	2	0.5%
5410	clothes	7	1.7%
5411	food and drink processing	0	
5412	footwear	0	
5413	leather work	1	0.2%
5414	mining and extraction	0	
5415	Other materials(paper,plastic,glass,etc)	0	
5416	textiles	0	
5417	Woodwork	24	5.8%
5810	Architecture and urbanisme	0	
5811	building	0	
5812	civil engineering	0	
5813	construction	10	2.4%
5814	Construction Management and surveying	0	
5815	Masonry	2	0.5%
5816	Property valuation	0	
5817	Geotechnics	0	
5819	Engineering, manufacturing and construction Not Elsewhere CI	0	
6210	Agribusiness	1	0.2%
6211	agriculture	2	0.5%

**# C020A: ISCED Code**

Value	Label	Cases	Percentage
6212	agronomy	5	1.2%
6213	animal husbandry	0	
6214	crop and livestock production	0	
6215	Crop science	0	
6216	fisheries	0	
6217	fishery science and technology	0	
6218	Food sciences	0	
6219	forestry and forest product techniques	0	
6220	horticulture and gardening	0	
6221	Irrigation and drainage	0	
6222	natural parks	0	
6223	Soil science	0	
6224	wildlife	0	
6229	Other Agriculture,forestry and fishery related training	0	
6410	veterinary assisting	0	
6411	veterinary medecine	7	1.7%
6412	Other veterinary related training	0	
7210	Anaesthesiology	0	
7211	Biomedical and Laboratory sciences	0	
7212	Clinical Psychology	1	0.2%
7213	Community Medicine	0	
7214	cytology	0	
7215	Dental services	0	
7216	Ear Nose and Throat Surgery (ENT)	0	
7217	Epidemiology and Biostatistics	0	
7218	Family planing related training	0	
7219	Food technology and human nutrition	0	
7220	Health and behavioural sciences	0	
7221	Health policy and management	0	
7222	HIV related training	0	
7223	Hospital management	0	
7224	Human anatomy	0	
7225	hygiene	0	
7226	immunilogy and immunoematology	0	
7227	Internal medicine	0	
7228	Malaria related training	0	
7229	Medecine	0	
7230	Medical imaging sciences	0	
7231	Medical services	0	
7232	Medicine and surgery	0	
7233	Mental health/Psychiatry	0	
7234	midwifery	0	
7235	neurology	0	
7236	Nursing	7	1.7%
7237	nutrition	0	

**# C020A: ISCED Code**

Value	Label	Cases	Percentage
7238	Obstics and gynaecology	0	
7239	Opthamology	0	
7240	ophometry	0	
7241	Orthopaedics	0	
7242	Paediatrics	0	
7243	pathology	0	
7244	pharmacology	0	
7245	Physiology	0	
7246	Physiotherapy	0	
7247	PMTCT and SONI training	0	
7248	prosthetics	0	
7249	Public health	0	
7250	pyschiatry	0	
7251	Radiology and radiotherapy	0	
7252	rehabilitation	0	
7253	Reproductive health	0	
7254	surgary	0	
7255	therapeutics	0	
7256	Tiberculosis related training	0	
7257	Other health related trainning	0	
7258	Cardiology	0	
7259	Dermatology	0	
7610	Social care	0	
7611	Psychotrauma Management	0	
7612	Social work	0	
8150	Beauty traitment	0	
8151	cleaning	0	
8152	cosmetic services	0	
8153	domestic science	0	
8154	dry-cleaning	0	
8155	hairdressing	0	
8156	hotel and catering	8	1.9%
8157	Hotel and Restaurant management	2	0.5%
8158	laundry	0	
8159	sports and leisure, physical education	0	
8160	Travel and tourism Management	0	
8161	travel, hospitality and tourism	2	0.5%
8169	other personal services	3	0.7%
8410	air crew	0	
8411	air traffic control	0	
8412	nautical sciences	0	
8413	postal service	0	
8414	railway operations	0	
8415	road motor vehicle operations	0	
8416	seamanship	0	



### # C020A: ISCED Code

Value	Label	Cases	Percentage
8417	ship's officer	0	
8419	Other transport services training	0	
8510	air and water pollution control	0	
8511	control and protection	0	
8512	environmental conservation	0	
8513	labour protection and security	0	
8519	Other environment protection training	0	
8610	civil security	0	
8611	criminology	0	
8612	fire-protection and fire fighting	0	
8613	military	0	
8614	police work and related law enforcement	0	
8615	Protection of property and person	0	
8619	Other security services training	0	
9999	Not known or unspecified	61	14.8%
Sysmiss		3601	

Warning: these figures indicate the number of cases found in the data file. They cannot be interpreted as summary statistics of the population of interest.

### # ISCED1C020A: ISCED-LEVEL 1C020A

<b>Information</b>	[Type= discrete] [Format=numeric] [Range= 0-9] [Missing=*]
<b>Statistics [NW/ W]</b>	[Valid=411 /-] [Invalid=3601 /-]

Value	Label	Cases	Percentage
0	General Programes	4	1.0%
1	Education	16	3.9%
2	Humanities and Arts	15	3.6%
3	Social Sciences, Business and Law	123	29.9%
4	Sciences	69	16.8%
5	Engineering, Manufacturing and Construction	85	20.7%
6	Agriculture	15	3.6%
7	Health and Welfare	8	1.9%
8	Services	15	3.6%
9	Not known or Unspecified	61	14.8%
Sysmiss		3601	

Warning: these figures indicate the number of cases found in the data file. They cannot be interpreted as summary statistics of the population of interest.

### # ISCED2C020A: ISCED -LEVEL2C020A

<b>Information</b>	[Type= discrete] [Format=numeric] [Range= 1-99] [Missing=*]
<b>Statistics [NW/ W]</b>	[Valid=411 /-] [Invalid=3601 /-]

Value	Label	Cases	Percentage
1	Basic Program	4	1.0%
2	Literacy and Numeracy	0	
3	Personal development	0	
4	Teacher Training and education Science	16	3.9%
5	Arts	2	0.5%
6	Humanities	13	3.2%
7	Social and Behavioral Science	31	7.5%

### # ISCED2C020A: ISCED -LEVEL2C020A

Value	Label	Cases	Percentage
8	Journalism and Information	0	
9	Business and Administration	87	21.2%
10	Law	5	1.2%
11	Combined sciences	36	8.8%
12	Life Sciences	18	4.4%
13	Physical sciences	0	
14	Mathematics and statistics	0	
15	Computing	14	3.4%
16	Engineering and Engineering Trades	7	1.7%
17	Technical Vocational Studies	34	8.3%
18	Manufacturing and Processing	32	7.8%
19	Architecture and Building	12	2.9%
20	Agriculture, Forestry and Fishery	8	1.9%
21	Veterinary	7	1.7%
22	Health	8	1.9%
23	Social Services	0	
24	personal Services	15	3.6%
25	Transport Services	0	
26	Environmental Protection	0	
27	Security services	0	
99	Not known or unspecified	62	15.1%
Sysmiss		3601	

Warning: these figures indicate the number of cases found in the data file. They cannot be interpreted as summary statistics of the population of interest.

### # C021: Where did you got your highest level of education

<b>Information</b>	[Type= discrete] [Format=numeric] [Range= 1-99] [Missing=*]
<b>Statistics [NW/ W]</b>	[Valid=411 /-] [Invalid=3601 /-]

Value	Label	Cases	Percentage
1	Rwanda	359	87.3%
2	Other EAC countries	21	5.1%
3	Rest of Africa	12	2.9%
4	Europe	2	0.5%
5	Americas	0	
6	Asia	0	
7	Oceania	0	
99	Not specified	17	4.1%
Sysmiss		3601	

Warning: these figures indicate the number of cases found in the data file. They cannot be interpreted as summary statistics of the population of interest.

### # C030: Are you currently enrolled for further training (formal Education)?

<b>Information</b>	[Type= discrete] [Format=numeric] [Range= 1-9] [Missing=*]
<b>Statistics [NW/ W]</b>	[Valid=4012 /-] [Invalid=0 /-]

Value	Label	Cases	Percentage
1	Yes	236	5.9%
2	No	3771	94.0%
9	Missing value	5	0.1%

### # C030: Are you currently enrolled for further training (formal Education)?

Warning: these figures indicate the number of cases found in the data file. They cannot be interpreted as summary statistics of the population of interest.

### # C040: Field/type of training

Information [Type= discrete] [Format=character] [Missing=\*]

Statistics [NW/ W] [Valid=234 /-] [Invalid=0 /-]

Value	Label	Cases	Percentage
1ERE ANNE SECONDAIRE		1	0.4%
9 YEARS BASIC EDUCATION		1	0.4%
ACCOUNTING		1	0.4%
ACCOUTING		2	0.9%
AGENDANYE NU BUDOZI		1	0.4%
AGIYE GUTANGIRA SECONDAIRE		1	0.4%
AJYANYE NA VIRUS ITERA SIDA		1	0.4%
AMAHUGURA		1	0.4%
AMAHUGURW/ KUBIJYANYE NA COMPUTER		1	0.4%
AMAHUGURW/ MU NDIMI		1	0.4%
AMAHUGURW/ MU RURIMI RW'ICYONGERI		1	0.4%
AMAHUGURW/ MURI MUSIC		1	0.4%
AMAHUGURW/ Y'UBUHINZI		1	0.4%
AMAHUGURW/ YA RESTAURANT/ GUTEKANA ISUKU		1	0.4%
AMASHURI Y'ISUMBUYE		1	0.4%
AMASHURI Y'ISUMBUYE(9' BASIC EDUC.)		1	0.4%
AMASOMO KU BW'UBATSI		1	0.4%
AMATEGEKO Y'UMUHANDA		2	0.9%
ANGLAIS		1	0.4%
ARANGIJE TRONC COMMUN ATEGANYA GUKOMEZA		1	0.4%

# C040: Field/type of training

Value	Label	Cases	Percentage
ARI KWIGIRA PERMIS PROVISOIRE		1	0.4%
ARIGA AMATEGEKO Y'UMUHANDA		1	0.4%
ARIGA KUDODA		1	0.4%
ARIGA SECONDAIRE		1	0.4%
ARIHO ARIGA COMPUTER		1	0.4%
ARIMO KWIMENYEREZ KUDODA ARI NO MU KAZI		1	0.4%
AUTO ECOLE		2	0.9%
BIOLOGIE,CHIM ET MATHS		1	0.4%
BUSINESS MANAGEMENT		1	0.4%
BUSINESS ADMINISTRATI		1	0.4%
CANDIDAT LIBRE MURI HGT		1	0.4%
CIVIL ENGINEERING		1	0.4%
COIFFURE		1	0.4%
COMPTABILITE		4	1.7%
COMPUTER		1	0.4%
COMPUTER SCIENCE		3	1.3%
COMPUTER SCIENCES		1	0.4%
CONSTRUCTION		2	0.9%
COUTURE		1	0.4%
CROIX ROUGE KWIGA IBYEREKEYE IBIZA		1	0.4%
DEVELOPEMEN RURAL		1	0.4%
ECOLE PRIMAIRE		3	1.3%
ECOLE SECONDAIRE		2	0.9%
ECONOMIE		1	0.4%
ECONOMY		1	0.4%
EDUCATION		2	0.9%
ENGLISH		2	0.9%
ETUDES SECONDAIRES		1	0.4%

# C040: Field/type of training

Value	Label	Cases	Percentage
FINANCE		1	0.4%
GENERAL NURSING		1	0.4%
GESTION		1	0.4%
GUCURUZA INYONGERAMU		1	0.4%
GUCURUZA UBUCONCO		1	0.4%
GUKORA AGASEKE		1	0.4%
GUKORA AMASABUNE MURI COOPERATIVE		1	0.4%
GUKORERA URUHUSHYA RWO GUTWARA IMODOKA		1	0.4%
GUSOMA NO KWANDIKA		2	0.9%
GUSUDIRA		1	0.4%
GUTEKA		1	0.4%
GUTWARA IBINYABIZIGA		1	0.4%
GUTWARA IMODOKA		4	1.7%
GUTWARA IMODOKA N'AMATEGEKO Y'UMUHANDA		1	0.4%
HEG		1	0.4%
HISTOIRE ET GEOGRAPHIE		1	0.4%
HISTORY,ECON AND GEOGRAPHY		1	0.4%
HOTELERIE		1	0.4%
IBIJYANYE N'IMYOROROKI		1	0.4%
IBIJYANYE N'ISUKU		1	0.4%
IBIJYANYE N'UBUCURUZI		1	0.4%
IBIJYANYE NA MECANIQUE		1	0.4%
IBYEREKERAN' NA ICT		1	0.4%
ICT		1	0.4%
ICT,COMPUTER SCIENCES		1	0.4%
ICYICIRO CY'AMASHURI YISUMBUYE		1	0.4%

# C040: Field/type of training

Value	Label	Cases	Percentage
ICYICIRO RUSANGE		1	0.4%
ICYICIRO RUSANGE CYAMASHURI YISUMBUYE		1	0.4%
ICYONGEREZA		6	2.6%
IHINDURA N'ITERAMBERE MU MUDUGUDU		1	0.4%
IKINYARWAND		1	0.4%
IMICUNGIRE Y'IBIMINA		1	0.4%
INDIMI		2	0.9%
INDIMI/ ANGLAIS		1	0.4%
INFORMATIC		1	0.4%
INFORMATIQUI		2	0.9%
ISHURI RY'IMYUGA		1	0.4%
KC		1	0.4%
KUBAZA IMBAHO		1	0.4%
KUBIJYANYE NO GUCUNGA UMUTEKANO		1	0.4%
KUBUBAJI		1	0.4%
KUDODA		1	0.4%
KUDODA PANTALON Z'ABAGABO		1	0.4%
KWIGA AMATEGEKO Y'UMHHANDA		1	0.4%
KWIGA AMATEGEKO Y'UMUHANDA		1	0.4%
KWIGA AMATEGEKO Y'UMUHANDA,		1	0.4%
KWIGA COMPUTERE		1	0.4%
KWIGA GUKORA AGASEKE		1	0.4%
KWIGA GUSOMA NO KWANDIKA		2	0.9%
KWIGA GUTWARA IBINYABIZIGA		1	0.4%
KWIGA GUTWARA IMODOKA		5	2.1%

# C040: Field/type of training

Value	Label	Cases	Percentage
KWIGA GUTWARA MODOKA		1	0.4%
KWIGA ICYONGEREZA		2	0.9%
KWIGA IMASHINI IDODA		1	0.4%
KWIGA IMODOKA		2	0.9%
KWIGA KUBAKA		1	0.4%
KWIGA KUBAZA		2	0.9%
KWIGA KUBOHA IBIKAPU		1	0.4%
KWIGA KWANDIKA		1	0.4%
KWIGA NINE YEARS BASIC EDUCATION		1	0.4%
KWIGA PRIMAIRE		1	0.4%
KWIGA SECONDAIRE		1	0.4%
KWIGA(TRONC COMMUN,SECC		1	0.4%
KWIPIMISHA INDWARA ZO KU RUHU		1	0.4%
LANGUAGES		1	0.4%
LEADER SHIP		1	0.4%
M.P.G(MATHEM		1	0.4%
MANAGEMENT		7	3.0%
MANAGEMENT MURI UNIVERSTE		1	0.4%
MATH ECO GEO		1	0.4%
MATH,BIOLOGI & CHIMIE		1	0.4%
MATH- ECONOMIE ET GEOGRAPHIE		1	0.4%
MATHEMATICS PHYSICS AND GEOGRAPHY		1	0.4%
MATHEMATICS AND GEOGRAPHY		1	0.4%
MECANIQUE AUTOMOBILE		1	0.4%
MECANIQUE(U)		1	0.4%

# C040: Field/type of training

Value	Label	Cases	Percentage
MPC MATHEMATICS PHYSICS AND CHEMISTRY		1	0.4%
MU BUHINZI N'UBWOROZI		1	0.4%
MUDASOBWA		1	0.4%
MURI GESTION		1	0.4%
MUSIQUE YA HIP HOP		1	0.4%
NDI KWIGA MURI TRONC COMMUN		1	0.4%
NDI UMUNYESHURI MURI TRONC COMMUN		1	0.4%
NDIMO KWIGA KUDODESHA ICYARAHANI		1	0.4%
NI AYI MYUGA MU KUBAZA		1	0.4%
NI UMUNYESHURI MURI SECONDAIRE		1	0.4%
NIGA MU MWAKA WA KANE		1	0.4%
NORMAL PRIMAIRE		1	0.4%
OPTION MPC		1	0.4%
PERMIS DE CONDUIRE		1	0.4%
PERMIS DEFINITIF DE CONDUIRE		1	0.4%
PRIMAIRE		1	0.4%
PUBLIC HEALTH		1	0.4%
RELIGION		1	0.4%
RURAL DEVELOPMENT		2	0.9%
SANTE COMMUNAUTA		1	0.4%
SCIENCE ADN TECHNOLOGY		1	0.4%
SCIENCES HUMAINE		1	0.4%
SCIENCES HUMAINES		2	0.9%
SECONDAIRE		4	1.7%



# C040: Field/type of training

Value	Label	Cases	Percentage
SECONDAIRE LETTRES		1	0.4%
SECONDAIRE UMWAKA WA KANE		1	0.4%
SECRETARIAT COMPTABILITE		1	0.4%
THEOLOGIE		2	0.9%
TRONC COMMUN		6	2.6%
TRONC COMMUN(ECOI SECONDAIRE)		1	0.4%
TRONC- COMMUN		2	0.9%
UBUBAJI		2	0.9%
UBUCUNGAMA		1	0.4%
UBUDOZI		1	0.4%
UBUDOZI N'UBUBOSHYI		1	0.4%
UBUMENYI RUSANGE		1	0.4%
UKO BAKORA IBITANDA		1	0.4%
UMUNYESHULI MURI SECONDAIRE		1	0.4%
UMUNYESHURI MURI SECONDAIRE		1	0.4%
UMUNYESURI MURI SECONDAIRE		1	0.4%
UMUZIKI,GUTA		1	0.4%
URIMO KWIGA AMATEGEKO		1	0.4%
VETERINARY		1	0.4%
WATER ENVIRONNEME INGENEERING		1	0.4%
YA COMPUTER		1	0.4%
YIGA ICYONGEREZA		1	0.4%
YIGA IMASHINI IDODA		1	0.4%
YIGA MURI 5eme SECONDAIRE		1	0.4%
YIGA MURI AUTO ECOLE		1	0.4%

### # C040: Field/type of training

Value	Label	Cases	Percentage
YIGA PRIMAIRE		1	0.4%
YIGA SECONDAIRE		1	0.4%
YIGA SECONDAIRE MEG ,MATH ,EC		1	0.4%
YIYANDIKISHIJ GUTANGIRA SECONDAIRE		1	0.4%
[MATHEMATIC: NA BIOLOGIE		1	0.4%
english(anglais pratique)		1	0.4%
gutwara imodoka		1	0.4%
kwiga imodoka		1	0.4%
permit definitif		1	0.4%

Warning: these figures indicate the number of cases found in the data file. They cannot be interpreted as summary statistics of the population of interest.

### # C040A: ISCED code

<b>Information</b>	[Type= discrete] [Format=numeric] [Range= 110-9999] [Missing=*]
<b>Statistics [NW/ W]</b>	[Valid=236 /-] [Invalid=3776 /-]

Value	Label	Cases	Percentage
110	Basic general program elementary	6	2.5%
120	Basic general program pre-primary	0	
130	Basic general program primary	4	1.7%
140	Basic general program secondary	8	3.4%
150	Basic special program pre-primary	1	0.4%
160	Lower secondary	23	9.7%
170	Upper secondary	9	3.8%
810	Simple and fuctional literacy, numeracy	1	0.4%
910	behavioural capacities	0	
920	Life orientation programmes	0	
930	Mental skills	0	
940	personal organizational capacities	0	
1410	Education science in Curriculum development in non-vocationa	0	
1411	Education science in Educational research	2	0.8%
1412	Education science Testing and measurement	0	
1413	General and specialized teacher training programmes	0	
1414	teacher trainers and for handicapped children	0	
1415	Teacher training for adult education	0	
1416	Teacher training for non-vocational subject	0	
1417	Teacher training for practical	0	
1418	Teacher training for pre-school,kindergarten	0	
1419	Teacher training for Primary schools	1	0.4%
1420	Teacher training for vocational	1	0.4%
1421	Other education science	0	

**# C040A: ISCED code**

Value	Label	Cases	Percentage
2100	Fine art and design	0	
2110	Performing arts	3	1.3%
2120	Graphic and audio-visual arts	1	0.4%
2210	archaeology	0	
2211	Child development and child ministry (christian)	0	
2212	Christian ministry	0	
2213	comparative literature	0	
2214	Divinity (Christian)	0	
2215	English	13	5.5%
2216	ethics	0	
2217	Foreign languages, literature, communication and cultures	8	3.4%
2218	French	0	
2219	History	0	
2220	interpretation and translation	0	
2221	Islam and arabic	0	
2222	linguistics	0	
2223	Native languages	0	
2225	philosophy	0	
2226	Religion and theology	0	
2227	Religious Studies	1	0.4%
2228	Shariah	0	
2229	Swahiri	0	
2230	Theology (Christian)	2	0.8%
2239	Other humanities Not Elsewhere Classified (NEC)	0	
3111	economics	2	0.8%
3112	economic history	0	
3113	political science	0	
3114	sociology	0	
3115	demography	0	
3116	antropology (except physical antropology)	0	
3117	ethnology	0	
3118	futurology	0	
3119	pschology	0	
3120	geography(except physical geography)	0	
3121	peace and conflict studies	0	
3122	human rights	0	
3123	Gender studies	0	
3124	Human sciences	3	1.3%
3125	Social sciences	0	
3129	Other training in social and behavioural science	0	
3210	Journalism	0	
3220	library technician and science	0	
3230	technicians in museums and similar repositories	0	
3240	documentation techniques	0	
3250	archival sciences	0	

**# C040A: ISCED code**

Value	Label	Cases	Percentage
3410	accounting	9	3.8%
3411	auditing	0	
3412	banking	0	
3413	bookkeeping	0	
3414	Business administration	2	0.8%
3415	Business development	0	
3416	Community development	1	0.4%
3417	Cooperative management	0	
3418	Customer care services	0	
3419	Development studies	0	
3420	Enterprise management	0	
3421	finance	2	0.8%
3422	institutional administration	0	
3423	insurance	0	
3424	International business	0	
3425	Interpretnership	0	
3426	investment analysis	0	
3427	management	10	4.2%
3428	marketing	0	
3429	personnel administration	0	
3430	Procurement	0	
3431	Project management	0	
3432	public administration	1	0.4%
3433	public relations	0	
3434	real estate	0	
3435	retailing	3	1.3%
3436	Rural development	2	0.8%
3437	sales	0	
3438	secretarial and office work	1	0.4%
3439	Supply chain management	0	
3440	International taxation	0	
3449	Other training in business and administration	0	
3810	history of law	0	
3811	jurisprudence	0	
3812	law(general,international,labour,maritime,etc.)	0	
3813	local magistrates	0	
3814	notaire	0	
3819	Other low related training	0	
4100	Mathematics –Physics - Computer Science (MPC)	0	
4101	Mathematics –Chemistry - Biology (MCB)	3	1.3%
4102	Physics- Chemistry-Biology (PCB)	0	
4103	Mathematics-Physics-Geography (MPG)	2	0.8%
4104	Physics-Chemistry Mathematics (PCM)	2	0.8%
4105	Computer Science-Economics-Mathematics(CEM)	0	
4106	Mathematics-Economics-Geography (MEG)	4	1.7%

# C040A: ISCED code

Value	Label	Cases	Percentage
4107	History-Economics-Geography (HEG)	3	1.3%
4109	History-Economics-Literature (HEL)	0	
4110	Literature-Economics-Geography (LEG)	0	
4111	History-Geography –Literature combination (HGL)	1	0.4%
4112	Maths-Physics	0	
4119	Other combined sciences training	0	
4210	bacteriology	0	
4211	biochemistry	0	
4212	biology	0	
4213	biophysics	0	
4214	botany	0	
4215	entomology	0	
4216	genetics	0	
4217	microbiology	0	
4218	ornithology	0	
4219	texicology	0	
4220	zoology	0	
4221	Zootechni	0	
4222	Biotechnology	0	
4239	other allied life sciences excluding clinical and veterinary s	0	
4410	Astronomy and space sciences	0	
4411	Chemistry and other allied subjets	0	
4412	geology	0	
4413	geophysics	0	
4414	marine science	0	
4415	meteorology and other atmospheric sciences including climati	0	
4416	mineralogy	0	
4417	palaeoecology	0	
4418	physical anthropology	0	
4419	physical geography and other geosciences	0	
4420	Physics and other allied subjects	0	
4421	vulcanology	0	
4429	Other Physical sciences related training	0	
4610	actuarial science	0	
4611	Mathematics	0	
4612	numercal analysis	0	
4613	operations research	0	
4614	statistics and other allied fields	0	
4810	Computer sciences:	9	3.8%
4811	Computer application programs training	2	0.8%
4812	Computer hardware related training	0	
4813	Electronics & computer science	0	
4814	Information communication and technology	6	2.5%
4815	IT management	0	
4816	Networking related training	0	

**# C040A: ISCED code**

Value	Label	Cases	Percentage
4817	Software development training	0	
5210	Aeronautical engineering	0	
5211	Agricultural Engineering	0	
5212	Chemical Engineering	0	
5213	Computer engineering	0	
5214	electricity engineering	0	
5215	electronics engineering	0	
5216	energy and chemical engineering	0	
5217	engineering drawing	0	
5218	Environmental and Biosystems Engineering	0	
5219	Fibre Optic Communications, Splicing & Termination	0	
5220	mechanics engineering	1	0.4%
5221	Medical engineering	0	
5222	metal work engineering	0	
5223	Software engineering	0	
5224	surveying	0	
5225	Sustainable energy technology engineering	0	
5226	telecommunication engineering	0	
5227	Electromecanics	0	
5228	Hydraulic&Pneumatics	0	
5230	Assembling and servicing	0	
5231	Driving	29	12.3%
5232	Electricity	1	0.4%
5233	Electronics	1	0.4%
5234	Fashion Design	1	0.4%
5235	General mechanics	1	0.4%
5236	Industrial mechanics	0	
5237	Leatherwork Technology	0	
5238	Metal Processing Technology	0	
5239	Motor Vehicle Mechanics	1	0.4%
5240	Motor vehicle technology	0	
5241	Painter and Sign Writer	0	
5242	Plant and Machine Maintenance	0	
5243	Plumbing & Pipe fitting	0	
5244	Pottery	0	
5245	Refrigeration and Air Conditioning	0	
5246	Sheet Metal Working	0	
5247	Welding and metal fabrication	1	0.4%
5248	Automobile electricity	0	
5249	Other craft trainings	3	1.3%
5410	clothes	5	2.1%
5411	food and drink processing	0	
5412	footwear	0	
5413	leather work	0	
5414	mining and extraction	0	

**# C040A: ISCED code**

Value	Label	Cases	Percentage
5415	Other materials(paper,plastic,glass,etc)	1	0.4%
5416	textiles	0	
5417	Woodwork	8	3.4%
5810	Architecture and urbanisme	0	
5811	building	0	
5812	civil engineering	2	0.8%
5813	construction	2	0.8%
5814	Construction Management and surveying	0	
5815	Masonry	0	
5816	Property valuation	0	
5817	Geotechnics	0	
5819	Engineering, manufacturing and construction Not Elsewhere CI	0	
6210	Agribusiness	1	0.4%
6211	agriculture	2	0.8%
6212	agronomy	0	
6213	animal husbandry	0	
6214	crop and livestock production	0	
6215	Crop science	0	
6216	fisheries	0	
6217	fishery science and technology	0	
6218	Food sciences	0	
6219	forestry and forest product techniques	1	0.4%
6220	horticulture and gardening	0	
6221	Irrigation and drainage	0	
6222	natural parks	0	
6223	Soil science	0	
6224	wildlife	0	
6229	Other Agriculture,forestry and fishery related training	0	
6410	veterinary assisting	0	
6411	veterinary medecine	1	0.4%
6412	Other veterinary related training	0	
7210	Anaesthesiology	0	
7211	Biomedical and Laboratory sciences	0	
7212	Clinical Psychology	0	
7213	Community Medicine	1	0.4%
7214	cytology	0	
7215	Dental services	0	
7216	Ear Nose and Throat Surgery (ENT)	0	
7217	Epidemiology and Biostatistics	0	
7218	Family planing related training	0	
7219	Food technology and human nutrition	0	
7220	Health and behavioural sciences	0	
7221	Health policy and management	0	
7222	HIV related training	1	0.4%
7223	Hospital management	0	

# C040A: ISCED code			
Value	Label	Cases	Percentage
7224	Human anatomy	0	
7225	hygiene	1	0.4%
7226	immunilology and immunoaematology	0	
7227	Internal medicine	0	
7228	Malaria related training	0	
7229	Medecine	0	
7230	Medical imaging sciences	0	
7231	Medical services	0	
7232	Medicine and surgery	0	
7233	Mental health/Psychiatry	0	
7234	midwifery	0	
7235	neurology	0	
7236	Nursing	1	0.4%
7237	nutrition	0	
7238	Obstrics and gynaecology	0	
7239	Opthamology	0	
7240	ophometry	0	
7241	Orthopaedics	0	
7242	Paediatrics	0	
7243	pathology	0	
7244	pharmacology	0	
7245	Physiology	0	
7246	Physiotherapy	0	
7247	PMTCT and SONI training	0	
7248	prosthetics	0	
7249	Public health	1	0.4%
7250	pyschiatry	0	
7251	Radiology and radiotherapy	0	
7252	rehabilitation	0	
7253	Reproductive health	0	
7254	surgary	0	
7255	therapeutics	0	
7256	Tiberculosis related training	0	
7257	Other health related trainning	1	0.4%
7258	Cardiology	0	
7259	Dermatology	0	
7610	Social care	0	
7611	Psychotrauma Management	0	
7612	Social work	0	
8150	Beauty traitment	0	
8151	cleaning	0	
8152	cosmetic services	0	
8153	domestic science	0	
8154	dry-cleaning	0	
8155	hairdressing	1	0.4%



# C040A: ISCED code			
Value	Label	Cases	Percentage
8156	hotel and catering	4	1.7%
8157	Hotel and Restaurant management	0	
8158	laundry	0	
8159	sports and leisure, physical education	0	
8160	Travel and tourism Management	0	
8161	travel, hospitality and tourism	0	
8169	other personal services	3	1.3%
8410	air crew	0	
8411	air traffic control	0	
8412	nautical sciences	0	
8413	postal service	0	
8414	railway operations	0	
8415	road motor vehicle operations	2	0.8%
8416	seamanship	0	
8417	ship's officer	0	
8419	Other transport services training	0	
8510	air and water pollution control	1	0.4%
8511	control and protetion	0	
8512	environmental conservation	0	
8513	labour protection and security	0	
8519	Other environment protection training	0	
8610	civil security	0	
8611	criminology	0	
8612	fire-protection and fire fighting	1	0.4%
8613	military	0	
8614	police work and related law enforcement	0	
8615	Protection of property and person	0	
8619	Other security services training	1	0.4%
9999	Not known or unspecified	3	1.3%
Sysmiss		3776	

Warning: these figures indicate the number of cases found in the data file. They cannot be interpreted as summary statistics of the population of interest.

# ISCED1C040A: ISCED-LEVEL 1C040A			
Information	[Type= discrete] [Format=numeric] [Range= 0-9] [Missing=*]		
Statistics [NW/ W]	[Valid=236 /-] [Invalid=3776 /-]		
Value	Label	Cases	Percentage
0	General Programes	52	22.0%
1	Education	4	1.7%
2	Humanities and Arts	28	11.9%
3	Social Sciences, Business and Law	36	15.3%
4	Sciences	32	13.6%
5	Engineering, Manufacturing and Construction	57	24.2%
6	Agriculture	5	2.1%
7	Health and Welfare	6	2.5%
8	Services	13	5.5%

<b># ISCED1C040A: ISCED-LEVEL 1C040A</b>			
<b>Value</b>	<b>Label</b>	<b>Cases</b>	<b>Percentage</b>
9	Not known or Unspecified	3	1.3%
Sysmiss		3776	
<i>Warning: these figures indicate the number of cases found in the data file. They cannot be interpreted as summary statistics of the population of interest.</i>			
<b># ISCED2C040A: ISCED -LEVEL2C040A</b>			
<b>Information</b>	[Type= discrete] [Format=numeric] [Range= 1-99] [Missing=*]		
<b>Statistics [NW/ W]</b>	[Valid=236 /-] [Invalid=3776 /-]		
<b>Value</b>	<b>Label</b>	<b>Cases</b>	<b>Percentage</b>
1	Basic Program	51	21.6%
2	Literacy and Numeracy	1	0.4%
3	Personal development	0	
4	Teacher Training and education Science	4	1.7%
5	Arts	4	1.7%
6	Humanities	24	10.2%
7	Social and Behavioral Science	5	2.1%
8	Journalism and Information	0	
9	Business and Administration	31	13.1%
10	Law	0	
11	Combined sciences	15	6.4%
12	Life Sciences	0	
13	Physical sciences	0	
14	Mathematics and statistics	0	
15	Computing	17	7.2%
16	Engineering and Engineering Trades	1	0.4%
17	Technical Vocational Studies	38	16.1%
18	Manufacturing and Processing	14	5.9%
19	Architecture and Building	4	1.7%
20	Agriculture, Forestry and Fishery	4	1.7%
21	Veterinary	1	0.4%
22	Health	6	2.5%
23	Social Services	0	
24	personal Services	8	3.4%
25	Transport Services	2	0.8%
26	Environmental Protection	1	0.4%
27	Security services	2	0.8%
99	Not known or unspecified	3	1.3%
Sysmiss		3776	
<i>Warning: these figures indicate the number of cases found in the data file. They cannot be interpreted as summary statistics of the population of interest.</i>			
<b># C041: Anticipated qualification</b>			
<b>Information</b>	[Type= discrete] [Format=numeric] [Range= 1-99] [Missing=*]		
<b>Statistics [NW/ W]</b>	[Valid=236 /-] [Invalid=3776 /-]		
<b>Value</b>	<b>Label</b>	<b>Cases</b>	<b>Percentage</b>
1	PhD/Doctorate	0	
2	Masters Degree	0	
3	Post Graduate Diploma	0	

**# C041: Anticipated qualification**

Value	Label	Cases	Percentage
4	Bachelors	33	14.0%
5	Diploma level (A1)	7	3.0%
6	Certificate level (TVET)	6	2.5%
7	Secondary-A Level	57	24.2%
8	Certificate	63	26.7%
9	Other (specify)	25	10.6%
10	None	41	17.4%
99	Missing value	4	1.7%
Sysmiss		3776	

*Warning: these figures indicate the number of cases found in the data file. They cannot be interpreted as summary statistics of the population of interest.*

**# C041S: Other-Specify**

<b>Information</b>	[Type= discrete] [Format=character] [Missing=*]
--------------------	---

<b>Statistics [NW/ W]</b>	[Valid=25 /-] [Invalid=0 /-]
---------------------------	------------------------------

Value	Label	Cases	Percentage
BULLETIN SCOLAIRE		1	4.0%
DIPLOMA MURI THEOLOGIE		1	4.0%
DRIVING LICENCE		1	4.0%
PERMIS		2	8.0%
PERMIS DE CONDUIRE		10	40.0%
PERMIS DEFINITIF		1	4.0%
PERMIT		3	12.0%
PERMIT DE CONDUIRE		1	4.0%
PERMIT DEFINITIF		1	4.0%
TRONC COMMUN		1	4.0%
URUHUSHYA RW'AGATEGAN		2	8.0%
permis de conduire		1	4.0%

*Warning: these figures indicate the number of cases found in the data file. They cannot be interpreted as summary statistics of the population of interest.*

**# D010: M52:D010 Have you received any other kind of training since you joined your current employer?**

<b>Information</b>	[Type= discrete] [Format=numeric] [Range= 1-9] [Missing=*]
--------------------	--

<b>Statistics [NW/ W]</b>	[Valid=4012 /-] [Invalid=0 /-]
---------------------------	--------------------------------

Value	Label	Cases	Percentage
1	Yes	360	9.0%
2	No	3651	91.0%
9	Missing Value	1	0.0%

*Warning: these figures indicate the number of cases found in the data file. They cannot be interpreted as summary statistics of the population of interest.*

**# D011: M52:D011 If you did not take part in any training, please indicate why.**

<b>Information</b>	[Type= discrete] [Format=numeric] [Range= 1-9] [Missing=*]
<b>Statistics [NW/ W]</b>	[Valid=3652 /-] [Invalid=360 /-]

Value	Label	Cases	Percentage
1	No training policy	1809	49.5%
2	No training for my job profile	664	18.2%
3	Not offered to me personally	974	26.7%
4	Offered to me, but refused	13	0.4%
5	No need	152	4.2%
6	Other (specify)	39	1.1%
9	Missing value	1	0.0%
Sysmiss		360	

*Warning: these figures indicate the number of cases found in the data file. They cannot be interpreted as summary statistics of the population of interest.*

**# D011S: Other Specify**

<b>Information</b>	[Type= discrete] [Format=character] [Missing=*]
<b>Statistics [NW/ W]</b>	[Valid=38 /-] [Invalid=0 /-]

Value	Label	Cases	Percentage
ABANDI BAYIGIYEMO NDWAYE		1	2.6%
AMAZE UMUNSI 1 ATANGUYE		1	2.6%
ARACYARI MUSHYA		1	2.6%
ATANGIYE VUBA		1	2.6%
ATANGIYE VUBA CYANE		1	2.6%
BATANGIYE VUBA		1	2.6%
IMPAMVU NTAYIZI		1	2.6%
KUBURA AMAFARANGA		1	2.6%
KUBURA UMWANYA		2	5.3%
KUTABONA ABAHUGURA		1	2.6%
MPATANGIYE VUBA AHA		1	2.6%
NATBYO NZI		1	2.6%
NDIMUSHA MAZE UKWEZI KUKAZI		1	2.6%
NI NYAKABYIZI NAYO BAMUHA		1	2.6%
NIBWO AGITANGIRA		1	2.6%

### # D011S: Other Specify

Value	Label	Cases	Percentage
NIBWO BAGITANGIRA		1	2.6%
NIBWO HAGITANGIRA		2	5.3%
NIBWO NGITANGIRA		1	2.6%
NIBWO NGITANGIRA SIMBIZI		1	2.6%
NIBWO TUGITANGIRA		1	2.6%
NIHO NGITANGIRA AKAZI		1	2.6%
NTA MIKORO AFITE		1	2.6%
NTABUSHOBOZ BWO KUYAJYAMO		1	2.6%
NTABWO TURAVUGANA		1	2.6%
NTABYO AZI		1	2.6%
NTACYO MBIZIHO		1	2.6%
NTANGIYE VUBA AHA		1	2.6%
NTAYO		1	2.6%
NTAYONIGEZE MENYA		1	2.6%
NTIBIRATEGAN		1	2.6%
NTITURABONA AMIKORO		1	2.6%
NTIYABONETSI		1	2.6%
SIMBISOBANUF		1	2.6%
UBUKENE		1	2.6%
UBUSHOBOZI BUKE		1	2.6%
YATANZWE ARWAYE		1	2.6%

*Warning: these figures indicate the number of cases found in the data file. They cannot be interpreted as summary statistics of the population of interest.*

### # D012: M52:D012 Year of Training

<b>Information</b>	[Type= discrete] [Format=numeric] [Range= 1982-9999] [Missing=*]		
<b>Statistics [NW/ W]</b>	[Valid=360 /-] [Invalid=3652 /-]		
Value	Label	Cases	Percentage
1982		1	0.3%
1997		1	0.3%
1998		2	0.6%
1999		1	0.3%
2000		3	0.8%
2001		1	0.3%

### # D012: M52:D012 Year of Training

Value	Label	Cases	Percentage
2002		2	0.6%
2003		4	1.1%
2004		4	1.1%
2005		5	1.4%
2006		1	0.3%
2007		8	2.2%
2008		13	3.6%
2009		33	9.2%
2010		89	24.7%
2011		188	52.2%
9999	Missing value	4	1.1%
Systemiss		3652	

Warning: these figures indicate the number of cases found in the data file. They cannot be interpreted as summary statistics of the population of interest.

### # INT\_D012

<b>Information</b>	[Type= discrete] [Format=numeric] [Range= 1-9] [Missing=*]
<b>Statistics [NW/ W]</b>	[Valid=360 /-] [Invalid=3652 /-]

Value	Label	Cases	Percentage
1	2011	188	52.2%
2	2010	89	24.7%
3	2008-2009	46	12.8%
4	2005-2007	14	3.9%
5	2004 and below	19	5.3%
9	Not specified	4	1.1%
Systemiss		3652	

Warning: these figures indicate the number of cases found in the data file. They cannot be interpreted as summary statistics of the population of interest.

### # D020: M52:D020 What was the mean of training?

<b>Information</b>	[Type= discrete] [Format=numeric] [Range= 1-9] [Missing=*]
<b>Statistics [NW/ W]</b>	[Valid=360 /-] [Invalid=3652 /-]

Value	Label	Cases	Percentage
1	Apprenticeship	95	26.4%
2	Formal training institution	41	11.4%
3	On the Job	212	58.9%
4	Other (specify )	8	2.2%
9	Missing Value	4	1.1%
Systemiss		3652	

Warning: these figures indicate the number of cases found in the data file. They cannot be interpreted as summary statistics of the population of interest.

### # D020S: Other-Specify

<b>Information</b>	[Type= discrete] [Format=character] [Missing=*]
<b>Statistics [NW/ W]</b>	[Valid=8 /-] [Invalid=0 /-]

Value	Label	Cases	Percentage
AMAHUGURW/ AJYANYE ISUKU		1	12.5%
CROIX ROUGE		1	12.5%

<b># D020S: Other-Specify</b>			
<b>Value</b>	<b>Label</b>	<b>Cases</b>	<b>Percentage</b>
KWIGA KWIZIGAMIRA		1	12.5%
MU KUDODA		1	12.5%
MU MURENGE		1	12.5%
MURI CINFOP KU KARERE		1	12.5%
YAHUGURIWE MU KARERE		1	12.5%
YARI GAHUNDA YA LETA		1	12.5%
<i>Warning: these figures indicate the number of cases found in the data file. They cannot be interpreted as summary statistics of the population of interest.</i>			
<b># D030: M52:D030 Duration in months</b>			
<b>Information</b>	[Type= continuous] [Format=numeric] [Range= 0-46] [Missing=*/99]		
<b>Statistics [NW/ W]</b>	[Valid=354 /-] [Invalid=3658 /-] [Mean=1.424 /-] [StdDev=3.878 /-]		
<b>Value</b>	<b>Label</b>	<b>Cases</b>	<b>Percentage</b>
99	Missing value	6	
<i>Warning: these figures indicate the number of cases found in the data file. They cannot be interpreted as summary statistics of the population of interest.</i>			
<b># D040: M52:D040 What is your qualification from the additional training?</b>			
<b>Information</b>	[Type= discrete] [Format=numeric] [Range= 1-99] [Missing=*]		
<b>Statistics [NW/ W]</b>	[Valid=360 /-] [Invalid=3652 /-]		
<b>Value</b>	<b>Label</b>	<b>Cases</b>	<b>Percentage</b>
1	PhD/Doctorate	0	
2	Masters Degree	0	
3	Post Graduate Diploma	0	
4	Bachelors	0	
5	Diploma level (A1)	0	
6	Certificate level (TVET)	1	0.3%
7	Secondary-A Level	0	
10	None	292	81.1%
11	Other (specify)	0	
12	Certificate	63	17.5%
99	Missing value	4	1.1%
Sysmiss		3652	
<i>Warning: these figures indicate the number of cases found in the data file. They cannot be interpreted as summary statistics of the population of interest.</i>			
<b># D040S: Other Specify</b>			
<b>Information</b>	[Type= discrete] [Format=character] [Missing=*]		
<b>Statistics [NW/ W]</b>	[Valid=0 /-] [Invalid=0 /-]		
<b># D041: M52:D041 In which field of training?</b>			
<b>Information</b>	[Type= discrete] [Format=character] [Missing=*]		
<b>Statistics [NW/ W]</b>	[Valid=354 /-] [Invalid=0 /-]		
<b>Value</b>	<b>Label</b>	<b>Cases</b>	<b>Percentage</b>
ABACURUZI		1	0.3%

# D041: M52:D041 In which field of training?

Value	Label	Cases	Percentage
AMAHOTEL/ UBUKERARUGI GUT.IM		1	0.3%
AMAHUGURWA/ AJYANYE NU MURIMO		1	0.3%
AMAHUGURWA/ MU GUKORA AMASARO		1	0.3%
AMAHUGURWA/ MU KWENGA IBITOKI		4	1.1%
AMAHUGURWA/ MUKWENGA NO GUTARA		1	0.3%
AMAKOPERATI MU GUCUNGA UMUTU		1	0.3%
AMASHYIRAHWA SIDA		1	0.3%
AMATEGEKO Y'UMUHANDA		1	0.3%
BYEREKERANYI N'IMIKORERE YA KO		1	0.3%
CASTOMA ACCEUILLER		1	0.3%
COMPTABILITE		2	0.6%
COMPUTER		1	0.3%
COMPUTER SKILLS		1	0.3%
COOPERATIVE MANAGEMENT		1	0.3%
COUTURE MODERNE		1	0.3%
CROIX ROUGE KWIRINDA IBIZA		1	0.3%
CUSTOMER BAR SERVICES		1	0.3%
CUSTOMER CARE		9	2.5%
DANS LE DOMAINE COMMERCIAL		1	0.3%
ELECTRONIC		1	0.3%
EXPORT&HANI CRAFTS		1	0.3%
GESTION		1	0.3%
GESTION DES MEDICAMENTS		1	0.3%
GKRESHA MCHNE		1	0.3%



# D041: M52:D041 In which field of training?

Value	Label	Cases	Percentage
IKORA			
IGFUNYANGO			
GUCUNGA AMATUNGO		1	0.3%
GUCUNGA IMARI N'UMUTUNGO		1	0.3%
GUCUNGA UMUTUNGO		2	0.6%
GUCURA IMBABURA		1	0.3%
GUCURUZA AMAFARANGA		1	0.3%
GUCURUZA INYONGERAMU		1	0.3%
GUCURUZA MURI BOUTIQUE ICIRIRI		1	0.3%
GUCURUZAC INYONGERAMU		1	0.3%
GUFUNIKA INTEBE		1	0.3%
GUHANGA IBINTU BISHYA		1	0.3%
GUHUGURWA KU MIYOBORERE MYIZA		1	0.3%
GUHUNIKA IMYAKA,KUVU AMATUNG		1	0.3%
GUKANGURIRV UMURIMO		1	0.3%
GUKANISHA		1	0.3%
GUKANISHA MOTO		1	0.3%
GUKORA AKABATI		1	0.3%
GUKORA AMANDAZI		2	0.6%
GUKORA AMATAFARI		1	0.3%
GUKORA DESINER		1	0.3%
GUKORA DIREDI		1	0.3%
GUKORA FOTEYI YAKIJYAMBER		1	0.3%
GUKORA IBINTU BINOZE(MUKU)		1	0.3%

# D041: M52:D041 In which field of training?

Value	Label	Cases	Percentage
GUKORA IKIMINA		1	0.3%
GUKORA IMISHINGA		2	0.6%
GUKORA INKWETO NSHYA		1	0.3%
GUKORA INTEBE ZO MUMIGANO		1	0.3%
GUKORA NGO BIBESHEHO		1	0.3%
GUKORA UBUBAJI		1	0.3%
GUKORA UTUBATI		1	0.3%
GUKORESHA ICYUMA		1	0.3%
GUKORESHA IMASHINI IKAWA[ITONO		1	0.3%
GUKORESHA IMASHINI(MEN		1	0.3%
GUKORESHA MOBILE		1	0.3%
GUKORESHA UMUNZANI		1	0.3%
GUKUNDA UMURIMO		1	0.3%
GUPFUNDIKIRA		1	0.3%
GUPFUNDIKIRA AMACUPA		1	0.3%
GUPFUNDIKIRA INZOGA		4	1.1%
GUPIMA UBWIZA BW'AMATA		1	0.3%
GUSHAKA UBUZIMA		1	0.3%
GUSOKOZA MODELE NSHYA		1	0.3%
GUSOKOZA NO GUSUKA		1	0.3%
GUSOKOZA NO GUSUKA MODEL		1	0.3%
GUSUKA AMADREDE		1	0.3%
GUSYA IMYUMBATI		1	0.3%
GUTAKA AMAKARAMU, INIGI		1	0.3%

# D041: M52:D041 In which field of training?

Value	Label	Cases	Percentage
GUTEGURA IMISHINGA ICIRIRITSE		1	0.3%
GUTEGURA IMISHINGA ICYIRIRITSE		1	0.3%
GUTEGURA IMISHINGA MITO&ICIRIR		1	0.3%
GUTEGURA IMISHINGA YO KUBAZA		1	0.3%
GUTEKA		5	1.4%
GUTEKA ,ISUKU		1	0.3%
GUTEKA AMARANGI		1	0.3%
GUTEKA IBIRYO BYA RESTAURENT		1	0.3%
GUTEKA UMUTOBE		2	0.6%
GUTERA UMUSHINGA		1	0.3%
GUTUNGANYA IMBAHO		1	0.3%
GUTUNGANYA IMYUMBATI		1	0.3%
GUTUNGANYA NISUKU INZOGA		1	0.3%
GUTUNGANYA UMUCERI		1	0.3%
GUTUNGANYA UMUTOBE USUKUYE		1	0.3%
HIV/SIDA		1	0.3%
HUHANGA UDUSHYA N'ICUNGAMUTI		1	0.3%
IBIJYANYE N'ISUKU		2	0.6%
IBIJYANYE N'UBUCURUZI		1	0.3%
IBIJYANYE NA E.A.C		1	0.3%
IBIJYANYE NO GUKORA IKIGAGE		1	0.3%
IBIJYANYE NO GUKORA INZARA		1	0.3%
IBIJYANYE NO KUBAZA		1	0.3%

# D041: M52:D041 In which field of training?

Value	Label	Cases	Percentage
IBIJANYE NO KWAKIRA ABAKIRIYA		1	0.3%
IBIJANYE NUBUKORIKOR		1	0.3%
IBIREBANA N'UBUZIMA BWACU/COOP		1	0.3%
IBYA AMA COOPERATIVE		1	0.3%
IBYA COOPERATIVE		1	0.3%
IBYEREKERAN' N'ISUKU YA BAR		1	0.3%
IBYEREKERAN' NO KOGOSHA		1	0.3%
IBYEREKERAN' NUBUDOZI		1	0.3%
ICUNGA MALI,UBUBAJI MURIRUSANG		1	0.3%
ICUNGA MUTUNGO		1	0.3%
ICUNGA MUTUNGO BYA COOPERATIVE		1	0.3%
ICUNGAMARI		1	0.3%
ICUNGAMUTIN		1	0.3%
ICUNGAMUTUN NIMYITWARIRE		1	0.3%
ICUNGAMUTUN RICIRITSE		1	0.3%
IKORANABUHA		1	0.3%
IMBONEZAMUE		1	0.3%
IMICUNGIRE Y'AMAKOPERA		1	0.3%
IMICUNGIRE YAMA COOPERATIVE		1	0.3%
IMIKORANIRE MYIZA NA BATURAGE		1	0.3%
IMIKORERE YA MACOOPERATI		1	0.3%
IMIKORESHERE Y'IMITI Y'UBUHI		1	0.3%
IMIKORESJERE Y'AMA PRODUIT		1	0.3%
IMISHINGA(NSI NUNGUKE)		1	0.3%

# D041: M52:D041 In which field of training?

Value	Label	Cases	Percentage
IMITERERE Y'AKAZI N'UBUCURUZI		1	0.3%
IMIYOBORERE MYIZA&IMIBAI		1	0.3%
IMIYOBORERE YA COOPERATIVE		1	0.3%
IMYOROROKER		1	0.3%
IMYOROROKER N'IBITSINA		1	0.3%
IMYOROROKER NO KUBONEZA URUBY		1	0.3%
ISUKU		2	0.6%
ISUKU AHO KUDODERA		1	0.3%
ISUKU MU KWENGA IBITOKI		1	0.3%
ISUKU N'ISUKURA		3	0.8%
ISUKU Y'AMACUPA		1	0.3%
ISUKU YO KWENGA NO GUFUNGA INZ		1	0.3%
ISUKU YO MU GIKONI		1	0.3%
ISUKURA		1	0.3%
KOGOSHA		3	0.8%
KOGOSHA ABAGABO ABADAMU		1	0.3%
KU MITI Y'INYONGERAM		1	0.3%
KUBAGA AMATUNGO		1	0.3%
KUBAZA		4	1.1%
KUBIJYANYE NO KWIRINDA SIDA		1	0.3%
KUBITSA MURI SACCO		1	0.3%
KUBOHA AGASEKE		2	0.6%
KUBOHA AGASEKE IPARATO		1	0.3%
KUBOHA AMA PLATEAU		2	0.6%
KUBOHA AMAPLATO		1	0.3%

# D041: M52:D041 In which field of training?

Value	Label	Cases	Percentage
KUBOHA AMASORO		1	0.3%
KUBOHA IMIGI MU MPAPURO		1	0.3%
KUBOHA UDUSEKE		2	0.6%
KUBOHA UDUSEKE NA PLATEAU		1	0.3%
KUBOHA UDUSEKE NO GUTERA AMARA		1	0.3%
KUBOHA UDUSEKE NO PLATEAU		1	0.3%
KUBUMBA AMATEGURA		1	0.3%
KUBUMBA AMAVASE GUTERANYA		1	0.3%
KUDODA		2	0.6%
KUDODA AMAKOTI		1	0.3%
KUDODA AMALIBAYA YABA DAMU		1	0.3%
KUDODA AMAPANTALO		1	0.3%
KUDODA AMAPANTALO Y'ABAGABO		1	0.3%
KUDODA AMAPANTALO		1	0.3%
KUDODA IMIPIRA		1	0.3%
KUDODA IMYENDA		1	0.3%
KUDODA IMYENDA ITANDUKANYE		1	0.3%
KUDODA IMYENDA Y'ABADAMU		2	0.6%
KUDODA IMYENDA Y'ABAGABO N'ABA		1	0.3%
KUDODA IPANTALON N'IJIPO		1	0.3%
KUDODA NO GUTAKA IBITAMBARO		1	0.3%

# D041: M52:D041 In which field of training?

Value	Label	Cases	Percentage
KUDODA NO KUBOHA UDUSEKE		1	0.3%
KUDODA VESTE DAME		1	0.3%
KUGABURIRA AMATUNGO		1	0.3%
KUJYA MURI COOPERATIVE		1	0.3%
KUMASHIGA YA KIYAMBERE		2	0.6%
KUMENYA KUBAGA		1	0.3%
KUMENYA KWAKIRA ABABAGANA		1	0.3%
KUMENYA KWIHANGIRA AKAZI		1	0.3%
KUMENYA KWIZIGAMIRA MURI SACCO		1	0.3%
KUNOZA NEZA PLATEAU		1	0.3%
KUNOZA NEZA UMURIMO		1	0.3%
KWAKIRA ABA CLIENT		1	0.3%
KWAKIRA ABACLIENT		1	0.3%
KWAKIRA ABACLIENTS		1	0.3%
KWAKIRA ABAKIRIYA		2	0.6%
KWAKIRA NEZA ABAKIRIYA		1	0.3%
KWENGA IBITOKI		1	0.3%
KWENGA IBITOKI NEZA NO GUPFUND		1	0.3%
KWENGA INZOGA		3	0.8%
KWENGA INZOGA NO KUZIPFUNDIKI		1	0.3%
KWENGA NO GUPFUNDIKA INZOGA		1	0.3%
KWENGA URWAGWA		6	1.7%

# D041: M52:D041 In which field of training?

Value	Label	Cases	Percentage
KWEREKANA FILM		1	0.3%
KWEREKANA FILMS		1	0.3%
KWIGA IMISHINGA		1	0.3%
KWIGA KUDODA		1	0.3%
KWIGISHA KUBOHA IMYENDA		1	0.3%
KWIHANGIRA IMIRIMO		5	1.4%
KWIHANGIRA UMIRIMO		1	0.3%
KWIHANGIRA UMURIMO		2	0.6%
KWIMENYEREZE KWOTSA NEZA INYAM		1	0.3%
KWIRINDA SIDA		2	0.6%
KWISHYIRA HAMWE		1	0.3%
KWITA KU BABANA N'UBWANDU(SI)		1	0.3%
KWITA KU ISUKU		1	0.3%
KWITEZA IMBERE BY'ABANYAMU		1	0.3%
KWITEZIMBERI MURI COOPERATIVE		1	0.3%
KWOGOSHA		1	0.3%
KWUZUZA IBITABO BY'UMUKORES		1	0.3%
MECANIQUE		1	0.3%
MENUISERIE		1	0.3%
MS WORD,EXCEL,P		1	0.3%
MU BIJYANYE N'ICUNGAMUTI		1	0.3%
MU BIJYANYE N'UBUCURUZI		1	0.3%
MU BIJYANYE NA HIV/AIDS		1	0.3%
MU BIJYANYE NA SECURITE		1	0.3%
MU BIJYANYE NO KUBUMBA AMATAFA		1	0.3%



# D041: M52:D041 In which field of training?

Value	Label	Cases	Percentage
MU BIJYANYE NO KUBUMBA AMATEGU		1	0.3%
MU BIJYANYE NO KURWANYA SIDA		1	0.3%
MU BUCURUZI		1	0.3%
MU BUDOZI		1	0.3%
MU BYEREKERANY NO GUKANIKA		1	0.3%
MU GUFATA NEZA IBITOKI NO KUBY		1	0.3%
MU GUSOKOZA ABADAMU		1	0.3%
MU GUTEKA UMUTOBE NO KWENGA		1	0.3%
MU KUBAKA IFURU YA KIYAMBERE		1	0.3%
MU KUBAKA NO KUBUMBA NEZA		1	0.3%
MU KUBAZA		1	0.3%
MU KUBAZA NO KUBAKA		1	0.3%
MU KUBUMBA NEZA		2	0.6%
MU KWENGA IBITOKI		2	0.6%
MU KWENGA INZOGA NISUKU YAYO		1	0.3%
MU KWENGA NO GUTARA IBITOKI		1	0.3%
MU KWISHYIRA HAMWE		1	0.3%
MU KWITEZIMBERI		1	0.3%
MU MASHANYARA		1	0.3%
MU UBUDOZI		1	0.3%
MUBIJYANYE N'UBUDOZI		1	0.3%
MUBIJYANYE NO CUNGA ISUKU		1	0.3%

# D041: M52:D041 In which field of training?

Value	Label	Cases	Percentage
MUBIJYANYE NO KUBUMBA AMATAFAR		1	0.3%
MUBUDOZI		2	0.6%
MUBYA INFORMATIQUI		1	0.3%
MUBYAMA COOPERATIVE		1	0.3%
MUBYEREKEYE KUBUMBA		1	0.3%
MUBYO KWENGA IBITOKI NEZA		1	0.3%
MUGUFATA NEZA IBITOKI		1	0.3%
MUGUKORA ISUKU NEZA		1	0.3%
MUGUKORESHI COMPUTER		1	0.3%
MUGUPIMA AMATA NO GUKORESHA IB		1	0.3%
MUGUTUNGAN IMYUMBATI		1	0.3%
MUKWIHANGIF IMIRIMO BINYUJIJW		1	0.3%
NAHUGUWE KUBIJYANYE NA DESIGNE		1	0.3%
PLANNING FAMILY		1	0.3%
PNEUMATIQUE		1	0.3%
PROJECT STUDIES		1	0.3%
RE-FILING		1	0.3%
SIDA,SONU TUBERCULOSE		1	0.3%
SIDA,TUBERCU		1	0.3%
THEOLOGIE		1	0.3%
TUGOMBA BAKIRA MURU COOPERATIV		1	0.3%
TWAHUGUWE KUBYI SUKU		1	0.3%
TWAHUGUWE MU ISUKU Y'AMATA		1	0.3%
UBUBAJI		5	1.4%
UBUBAJI BUGEZWEHO MU KWIGISHA		1	0.3%

# D041: M52:D041 In which field of training?

Value	Label	Cases	Percentage
UBUBOSHYI BW'IMPIRA YIMBEHO		1	0.3%
UBUCUNGAMA		1	0.3%
UBUCUNGAMU		1	0.3%
UBUCURUZI		2	0.6%
UBUDOZI		4	1.1%
UBUDOZI BW'IMYENDA		1	0.3%
UBUDOZI BW'IMYENDA Y'ABAGORE		1	0.3%
UBUDOZI KODODA AMA COMANDES		1	0.3%
UBUHINZI		1	0.3%
UBUMENYI MUBYO AKORA		1	0.3%
UBURYO BWO GUHA ABATURAGE SERV		1	0.3%
UBURYO BWO GUSERVA ABACLIENT		1	0.3%
UBURYO BWO GUTANGA SERVICE		1	0.3%
UBURYO BWO GUTEKA		1	0.3%
UBURYO BWO KWIHANGIRA IMIRIMO		1	0.3%
UBURYO BWO KWISHYIRAHA		1	0.3%
UBURYO BWOKWITA KU MISHITO		1	0.3%
UBUTETSI		1	0.3%
UBWIZA BW'UMURIMO		1	0.3%
UBWOROZI BW'AMATUNGU		1	0.3%
UKO BABOHA AGASEKE NI IPARATO		1	0.3%
UKO BABOHA AGASEKE, IPARATO		1	0.3%
UKO BAKIRA ABAKIRIYA		1	0.3%
UKO BAKORESHA		1	0.3%

**# D041: M52:D041 In which field of training?**

Value	Label	Cases	Percentage
IFUMBIRE MUBUHIN			
UKO WAKWITARA MUKAZI		1	0.3%
UTILISATION APPAREILS ELECTRO		1	0.3%
YAHUGURWA MU GUCUNGA IMARI		1	0.3%
YAHUGUWE MU BUDOZI		1	0.3%
YAHUGUWE MU KUNOZA AKAZI		1	0.3%
YAHUGUWE MURI DESIGNNER		1	0.3%
guhanagura inkweto		1	0.3%
gukora inkweto mu ruhu		1	0.3%
programme za montage		1	0.3%

*Warning: these figures indicate the number of cases found in the data file. They cannot be interpreted as summary statistics of the population of interest.*

**# D041A: ISCED Code**

**Information** [Type= discrete] [Format=numeric] [Range= 110-9999] [Missing=\*]

**Statistics [NW/ W]** [Valid=360 /-] [Invalid=3652 /-]

Value	Label	Cases	Percentage
110	Basic general program elementary	0	
120	Basic general program pre-primary	0	
130	Basic general program primary	0	
140	Basic general program secondary	0	
150	Basic special program pre-primary	0	
160	Lower secondary	0	
170	Upper secondary	0	
810	Simple and functional literacy, numeracy	0	
910	behavioural capacities	0	
920	Life orientation programmes	0	
930	Mental skills	0	
940	personal organizational capacities	0	
1410	Education science in Curriculum development in non-vocational	0	
1411	Education science in Educational research	0	
1412	Education science Testing and measurement	0	
1413	General and specialized teacher training programmes	0	
1414	teacher trainers and for handicapped children	0	
1415	Teacher training for adult education	0	
1416	Teacher training for non-vocational subject	0	

**# D041A: ISCED Code**

Value	Label	Cases	Percentage
1417	Teacher training for practical	0	
1418	Teacher training for pre-school,kindergarten	0	
1419	Teacher training for Primary schools	0	
1420	Teacher training for vocational	0	
1421	Other education science	0	
2100	Fine art and design	5	1.4%
2110	Performing arts	1	0.3%
2120	Graphic and audio-visual arts	21	5.8%
2210	archaeology	0	
2211	Child development and child ministry (christian)	0	
2212	Christian ministry	0	
2213	comparative literature	0	
2214	Divinity (Christian)	0	
2215	English	0	
2216	ethics	0	
2217	Foreign languages, literature, communication and cultures	0	
2218	French	0	
2219	History	0	
2220	interpretation and translation	0	
2221	Islam and arabic	0	
2222	linguistics	0	
2223	Native languages	0	
2225	philosophy	0	
2226	Religion and theology	0	
2227	Religious Studies	0	
2228	Shariah	0	
2229	Swahiri	0	
2230	Theology (Christian)	1	0.3%
2239	Other humanities Not Elsewhere Classified (NEC)	0	
3111	economics	0	
3112	economic history	0	
3113	political science	0	
3114	sociology	0	
3115	demography	0	
3116	antropology (except physical antropology)	0	
3117	ethnology	0	
3118	futurology	0	
3119	pschology	0	
3120	geography(except physical geography)	0	
3121	peace and conflict studies	0	
3122	human rights	0	
3123	Gender studies	0	
3124	Human sciences	0	
3125	Social sciences	0	
3129	Other training in social and behavioural science	0	

## # D041A: ISCED Code

Value	Label	Cases	Percentage
3210	Journalism	0	
3220	library technician and science	0	
3230	technicians in museums and similar repositories	0	
3240	documentation techniques	0	
3250	archival sciences	0	
3410	accounting	7	1.9%
3411	auditing	1	0.3%
3412	banking	3	0.8%
3413	bookkeeping	1	0.3%
3414	Business administration	0	
3415	Business development	3	0.8%
3416	Community development	0	
3417	Cooperative management	14	3.9%
3418	Customer care services	20	5.6%
3419	Development studies	1	0.3%
3420	Enterprise management	3	0.8%
3421	finance	0	
3422	institutional administration	0	
3423	insurance	0	
3424	International business	2	0.6%
3425	Interpretnership	11	3.1%
3426	investment analysis	1	0.3%
3427	management	14	3.9%
3428	marketing	1	0.3%
3429	personnel administration	0	
3430	Procurement	0	
3431	Project management	4	1.1%
3432	public administration	1	0.3%
3433	public relations	0	
3434	real estate	0	
3435	retailing	11	3.1%
3436	Rural development	0	
3437	sales	1	0.3%
3438	secretarial and office work	0	
3439	Supply chain management	0	
3440	International taxation	0	
3449	Other training in business and administration	3	0.8%
3810	history of law	0	
3811	jurisprudence	0	
3812	law(general,international,labour,maritime,etc.)	0	
3813	local magistrates	0	
3814	notaire	0	
3819	Other low related training	0	
4100	Mathematics –Physics - Computer Science (MPC)	0	
4101	Mathematics –Chemistry - Biology (MCB)	0	

**# D041A: ISCED Code**

Value	Label	Cases	Percentage
4102	Physics- Chemistry-Biology (PCB)	0	
4103	Mathematics-Physics-Geography (MPG)	0	
4104	Physics-Chemistry Mathematics (PCM)	0	
4105	Computer Science-Economics-Mathematics(CEM)	0	
4106	Mathematics-Economics-Geography (MEG)	0	
4107	History-Economics-Geography (HEG)	0	
4109	History-Economics-Literature (HEL)	0	
4110	Literature-Economics-Geography (LEG)	0	
4111	History-Geography –Literature combination (HGL)	0	
4112	Maths-Physics	0	
4119	Other combined sciences training	0	
4210	bacteriology	0	
4211	biochemistry	0	
4212	biology	0	
4213	biophysics	0	
4214	botany	0	
4215	entomology	0	
4216	genetics	0	
4217	microbiology	0	
4218	ornithology	0	
4219	toxicology	0	
4220	zoology	0	
4221	Zootechni	0	
4222	Biotechnology	0	
4239	other allied life sciences excluding clinical and veterinary s	0	
4410	Astronomy and space sciences	0	
4411	Chemistry and other allied subjects	0	
4412	geology	0	
4413	geophysics	0	
4414	marine science	0	
4415	meteorology and other atmospheric sciences including climati	0	
4416	mineralogy	0	
4417	palaeoecology	0	
4418	physical anthropology	0	
4419	physical geography and other geosciences	0	
4420	Physics and other allied subjects	0	
4421	vulcanology	0	
4429	Other Physical sciences related training	0	
4610	actuarial science	0	
4611	Mathematics	0	
4612	numerical analysis	0	
4613	operations research	0	
4614	statistics and other allied fields	0	
4810	Computer sciences:	1	0.3%
4811	Computer application programs training	3	0.8%

**# D041A: ISCED Code**

Value	Label	Cases	Percentage
4812	Computer hardware related training	0	
4813	Electronics & computer science	0	
4814	Information communication and technology	1	0.3%
4815	IT management	0	
4816	Networking related training	0	
4817	Software development training	0	
5210	Aeronautical engineering	0	
5211	Agricultural Engineering	0	
5212	Chemical Engineering	0	
5213	Computer engineering	0	
5214	electricity engineering	0	
5215	electronics engineering	0	
5216	energy and chemical engineering	0	
5217	engineering drawing	0	
5218	Environmental and Biosystems Engineering	0	
5219	Fibre Optic Communications, Splicing & Termination	0	
5220	mechanics engineering	0	
5221	Medical engeneering	0	
5222	metal work engineering	0	
5223	Software engineering	0	
5224	surveying	0	
5225	Sustanable energy technology engineering	0	
5226	telecommunication engineering	1	0.3%
5227	Electromecanics	0	
5228	Hydraulic&Pneumatics	1	0.3%
5230	Assembling and servicing	1	0.3%
5231	Driving	1	0.3%
5232	Electricity	1	0.3%
5233	Electronics	2	0.6%
5234	Fashion Design	13	3.6%
5235	General mechanics	2	0.6%
5236	Industrial mechanics	1	0.3%
5237	Leatherwork Technology	0	
5238	Metal Processing Technology	0	
5239	Motor Vehicle Mechanics	2	0.6%
5240	Motor vehicle technolgy	0	
5241	Painter and Sign Writer	0	
5242	Plant and Machine Maintenance	0	
5243	Plumbing & Pipe fitting	0	
5244	Pottery	6	1.7%
5245	Refrigeration and Air Conditioning	0	
5246	Sheet Metal Working	0	
5247	Welding and metal fabrication	0	
5248	Automobile electricity	0	
5249	Other craft trainings	7	1.9%



**# D041A: ISCED Code**

Value	Label	Cases	Percentage
5410	clothes	9	2.5%
5411	food and drink processing	43	11.9%
5412	footwear	1	0.3%
5413	leather work	0	
5414	mining and extraction	0	
5415	Other materials(paper,plastic,glass,etc)	2	0.6%
5416	textiles	0	
5417	Woodwork	23	6.4%
5810	Architecture and urbanisme	0	
5811	building	0	
5812	civil engineering	0	
5813	construction	3	0.8%
5814	Construction Management and surveying	0	
5815	Masonry	0	
5816	Property valuation	0	
5817	Geotechnics	0	
5819	Engineering, manufacturing and construction Not Elsewhere CI	0	
6210	Agribusiness	0	
6211	agriculture	4	1.1%
6212	agronomy	0	
6213	animal husbandry	1	0.3%
6214	crop and livestock production	2	0.6%
6215	Crop science	1	0.3%
6216	fisheries	0	
6217	fishery science and technology	0	
6218	Food sciences	0	
6219	forestry and forest product techniques	1	0.3%
6220	horticulture and gardening	0	
6221	Irrigation and drainage	0	
6222	natural parks	0	
6223	Soil science	0	
6224	wildlife	0	
6229	Other Agriculture,forestry and fishery related training	0	
6410	veterinary assisting	0	
6411	veterinary medecine	1	0.3%
6412	Other veterinary related training	1	0.3%
7210	Anaesthesiology	0	
7211	Biomedical and Laboratory sciences	0	
7212	Clinical Psychology	0	
7213	Community Medicine	0	
7214	cytology	0	
7215	Dental services	0	
7216	Ear Nose and Throat Surgery (ENT)	0	
7217	Epidemiology and Biostatistics	0	
7218	Family planing related training	3	0.8%

**# D041A: ISCED Code**

Value	Label	Cases	Percentage
7219	Food technology and human nutrition	0	
7220	Health and behavioural sciences	0	
7221	Health policy and management	0	
7222	HIV related training	11	3.1%
7223	Hospital management	0	
7224	Human anatomy	0	
7225	hygiene	2	0.6%
7226	immunology and immunoaematology	0	
7227	Internal medicine	0	
7228	Malaria related training	0	
7229	Medecine	0	
7230	Medical imaging sciences	0	
7231	Medical services	0	
7232	Medicine and surgery	0	
7233	Mental health/Psychiatry	0	
7234	midwifery	0	
7235	neurology	0	
7236	Nursing	0	
7237	nutrition	0	
7238	Obstrics and gynaecology	0	
7239	Opthamology	0	
7240	ophthometry	0	
7241	Orthopaedics	0	
7242	Paediatrics	0	
7243	pathology	0	
7244	pharmacology	0	
7245	Physiology	0	
7246	Physiotherapy	0	
7247	PMTCT and SONI training	0	
7248	prosthetics	0	
7249	Public health	0	
7250	pyschiatry	0	
7251	Radiology and radiotherapy	0	
7252	rehabilitation	0	
7253	Reproductive health	1	0.3%
7254	surgary	0	
7255	therapeutics	0	
7256	Tiberculosis related training	0	
7257	Other health related training	0	
7258	Cardiology	0	
7259	Dermatology	0	
7610	Social care	0	
7611	Psychotrauma Management	0	
7612	Social work	0	
8150	Beauty traitment	0	

**# D041A: ISCED Code**

Value	Label	Cases	Percentage
8151	cleaning	11	3.1%
8152	cosmetic services	0	
8153	domestic science	0	
8154	dry-cleaning	0	
8155	hairdressing	14	3.9%
8156	hotel and catering	13	3.6%
8157	Hotel and Restaurant management	3	0.8%
8158	laundry	0	
8159	sports and leisure, physical education	0	
8160	Travel and tourism Management	0	
8161	travel, hospitality and tourism	1	0.3%
8169	other personal services	16	4.4%
8410	air crew	0	
8411	air traffic control	0	
8412	nautical sciences	0	
8413	postal service	0	
8414	railway operations	0	
8415	road motor vehicle operations	0	
8416	seamanship	0	
8417	ship's officer	0	
8419	Other transport services training	0	
8510	air and water pollution control	0	
8511	control and protection	0	
8512	environmental conservation	0	
8513	labour protection and security	0	
8519	Other environment protection training	0	
8610	civil security	0	
8611	criminology	0	
8612	fire-protection and fire fighting	1	0.3%
8613	military	0	
8614	police work and related law enforcement	0	
8615	Protection of property and person	0	
8619	Other security services training	1	0.3%
9999	Not known or unspecified	18	5.0%
Sysmiss		3652	

*Warning: these figures indicate the number of cases found in the data file. They cannot be interpreted as summary statistics of the population of interest.*

**# ISCED1D041A: ISCED-LEVEL 1D041A**

<b>Information</b>	[Type= discrete] [Format=numeric] [Range= 0-9] [Missing=*]		
<b>Statistics [NW/ W]</b>	[Valid=360 /-] [Invalid=3652 /-]		
Value	Label	Cases	Percentage
0	General Programes	0	
1	Education	0	
2	Humanities and Arts	28	7.8%
3	Social Sciences, Business and Law	102	28.3%

### # ISCED1D041A: ISCED-LEVEL 1D041A

Value	Label	Cases	Percentage
4	Sciences	5	1.4%
5	Engineering, Manufacturing and Construction	119	33.1%
6	Agriculture	11	3.1%
7	Health and Welfare	17	4.7%
8	Services	60	16.7%
9	Not known or Unspecified	18	5.0%
Sysmiss		3652	

Warning: these figures indicate the number of cases found in the data file. They cannot be interpreted as summary statistics of the population of interest.

### # ISCED2D041A: ISCED -LEVEL2D041A

<b>Information</b>	[Type= discrete] [Format=numeric] [Range= 1-99] [Missing=*]
<b>Statistics [NW/ W]</b>	[Valid=360 /-] [Invalid=3652 /-]

Value	Label	Cases	Percentage
1	Basic Program	0	
2	Literacy and Numeracy	0	
3	Personal development	0	
4	Teacher Training and education Science	0	
5	Arts	27	7.5%
6	Humanities	1	0.3%
7	Social and Behavioral Science	0	
8	Journalism and Information	0	
9	Business and Administration	102	28.3%
10	Law	0	
11	Combined sciences	0	
12	Life Sciences	0	
13	Physical sciences	0	
14	Mathematics and statistics	0	
15	Computing	5	1.4%
16	Engineering and Engineering Trades	2	0.6%
17	Technical Vocational Studies	36	10.0%
18	Manufacturing and Processing	78	21.7%
19	Architecture and Building	3	0.8%
20	Agriculture, Forestry and Fishery	9	2.5%
21	Veterinary	2	0.6%
22	Health	17	4.7%
23	Social Services	0	
24	personal Services	58	16.1%
25	Transport Services	0	
26	Environmental Protection	0	
27	Security services	2	0.6%
99	Not known or unspecified	18	5.0%
Sysmiss		3652	

Warning: these figures indicate the number of cases found in the data file. They cannot be interpreted as summary statistics of the population of interest.

### # D050: M52:D050 Where were you trained?

<b>Information</b>	[Type= discrete] [Format=numeric] [Range= 1-9] [Missing=*]
--------------------	--

<b># D050: M52:D050 Where were you trained?</b>			
<b>Statistics [NW/ W]</b>		[Valid=360 /-] [Invalid=3652 /-]	
<b>Value</b>	<b>Label</b>	<b>Cases</b>	<b>Percentage</b>
1	Rwanda	354	98.3%
2	Other EAC countries	1	0.3%
3	Rest of Africa	0	
4	Europe	0	
5	Americas	0	
6	Asia	0	
7	Oceania	0	
9	Missing value	5	1.4%
Sysmiss		3652	
<i>Warning: these figures indicate the number of cases found in the data file. They cannot be interpreted as summary statistics of the population of interest.</i>			
<b># D051: M52:D051 Did that training improve your performance?</b>			
<b>Information</b>		[Type= discrete] [Format=numeric] [Range= 1-9] [Missing=*]	
<b>Statistics [NW/ W]</b>		[Valid=360 /-] [Invalid=3652 /-]	
<b>Value</b>	<b>Label</b>	<b>Cases</b>	<b>Percentage</b>
1	Yes	336	93.3%
2	No	18	5.0%
9	Missing value	6	1.7%
Sysmiss		3652	
<i>Warning: these figures indicate the number of cases found in the data file. They cannot be interpreted as summary statistics of the population of interest.</i>			
<b># D052: M52:D052 Are employees involved in designing training plans?</b>			
<b>Information</b>		[Type= discrete] [Format=numeric] [Range= 1-9] [Missing=*]	
<b>Statistics [NW/ W]</b>		[Valid=360 /-] [Invalid=3652 /-]	
<b>Value</b>	<b>Label</b>	<b>Cases</b>	<b>Percentage</b>
1	Yes	102	28.3%
2	No	255	70.8%
9	Missing value	3	0.8%
Sysmiss		3652	
<i>Warning: these figures indicate the number of cases found in the data file. They cannot be interpreted as summary statistics of the population of interest.</i>			
<b># D060: M52:D060 Do you need any specific skills to improve your performance at your current job?</b>			
<b>Information</b>		[Type= discrete] [Format=numeric] [Range= 1-9] [Missing=*]	
<b>Statistics [NW/ W]</b>		[Valid=4012 /-] [Invalid=0 /-]	
<b>Value</b>	<b>Label</b>	<b>Cases</b>	<b>Percentage</b>
1	Yes	2819	70.3%
2	No	1192	29.7%
9	Missing value	1	0.0%
<i>Warning: these figures indicate the number of cases found in the data file. They cannot be interpreted as summary statistics of the population of interest.</i>			
<b># D070: M52:D070 In which area do you need specific skills?</b>			
<b>Information</b>		[Type= discrete] [Format=character] [Missing=*]	
<b>Statistics [NW/ W]</b>		[Valid=2813 /-] [Invalid=0 /-]	
<b># D070A: ISCED Code</b>			
<b>Information</b>		[Type= discrete] [Format=numeric] [Range= 110-9999] [Missing=*]	

## # D070A: ISCED Code

Statistics [NW/ W] [Valid=2819 /-] [Invalid=1193 /-]

Value	Label	Cases	Percentage
110	Basic general program elementary	8	0.3%
120	Basic general program pre-primary	0	
130	Basic general program primary	3	0.1%
140	Basic general program secondary	3	0.1%
150	Basic special program pre-primary	0	
160	Lower secondary	1	0.0%
170	Upper secondary	2	0.1%
810	Simple and functional literacy, numeracy	27	1.0%
910	behavioural capacities	0	
920	Life orientation programmes	0	
930	Mental skills	0	
940	personal organizational capacities	0	
1410	Education science in Curriculum development in non-vocational	0	
1411	Education science in Educational research	0	
1412	Education science Testing and measurement	0	
1413	General and specialized teacher training programmes	3	0.1%
1414	teacher trainers and for handicapped children	0	
1415	Teacher training for adult education	0	
1416	Teacher training for non-vocational subject	2	0.1%
1417	Teacher training for practical	4	0.1%
1418	Teacher training for pre-school, kindergarten	0	
1419	Teacher training for Primary schools	0	
1420	Teacher training for vocational	2	0.1%
1421	Other education science	0	
2100	Fine art and design	13	0.5%
2110	Performing arts	4	0.1%
2120	Graphic and audio-visual arts	38	1.3%
2210	archaeology	0	
2211	Child development and child ministry (christian)	0	
2212	Christian ministry	1	0.0%
2213	comparative literature	0	
2214	Divinity (Christian)	0	
2215	English	67	2.4%
2216	ethics	0	
2217	Foreign languages, literature, communication and cultures	129	4.6%
2218	French	2	0.1%
2219	History	1	0.0%
2220	interpretation and translation	0	
2221	Islam and arabic	0	
2222	linguistics	4	0.1%
2223	Native languages	0	
2225	philosophy	0	
2226	Religion and theology	0	
2227	Religious Studies	0	

**# D070A: ISCED Code**

Value	Label	Cases	Percentage
2228	Shariah	0	
2229	Swahiri	0	
2230	Theology (Christian)	1	0.0%
2239	Other humanities Not Elsewhere Classified (NEC)	0	
3111	economics	5	0.2%
3112	economic history	0	
3113	political science	0	
3114	sociology	1	0.0%
3115	demography	0	
3116	antropology (except physical antropology)	0	
3117	ethnology	0	
3118	futurology	0	
3119	pschology	0	
3120	geography(except physical geography)	0	
3121	peace and conflict studies	0	
3122	human rights	0	
3123	Gender studies	0	
3124	Human sciences	0	
3125	Social sciences	0	
3129	Other training in social and behavioural science	0	
3210	Journalism	1	0.0%
3220	library technician and science	0	
3230	technicians in museums and similar repositories	0	
3240	documentation techniques	0	
3250	archival sciences	0	
3410	accounting	171	6.1%
3411	auditing	1	0.0%
3412	banking	2	0.1%
3413	bookkeeping	0	
3414	Business administration	9	0.3%
3415	Business development	21	0.7%
3416	Community development	1	0.0%
3417	Cooperative management	13	0.5%
3418	Customer care services	139	4.9%
3419	Development studies	1	0.0%
3420	Enterprise management	2	0.1%
3421	finance	1	0.0%
3422	institutional administration	3	0.1%
3423	insurance	0	
3424	International business	3	0.1%
3425	Interprenership	83	2.9%
3426	investment analysis	1	0.0%
3427	management	108	3.8%
3428	marketing	6	0.2%
3429	personnel administration	1	0.0%

**# D070A: ISCED Code**

Value	Label	Cases	Percentage
3430	Procurement	2	0.1%
3431	Project management	6	0.2%
3432	public administration	2	0.1%
3433	public relations	0	
3434	real estate	0	
3435	retailing	164	5.8%
3436	Rural development	3	0.1%
3437	sales	52	1.8%
3438	secretarial and office work	2	0.1%
3439	Supply chain management	0	
3440	International taxation	0	
3449	Other training in business and administration	25	0.9%
3810	history of law	0	
3811	jurisprudence	0	
3812	law(general,international,labour,maritime,etc.)	4	0.1%
3813	local magistrates	0	
3814	notaire	0	
3819	Other low related training	1	0.0%
4100	Mathematics –Physics - Computer Science (MPC)	0	
4101	Mathematics –Chemistry - Biology (MCB)	0	
4102	Physics- Chemistry-Biology (PCB)	0	
4103	Mathematics-Physics-Geography (MPG)	0	
4104	Physics-Chemistry Mathematics (PCM)	0	
4105	Computer Science-Economics-Mathematics(CEM)	1	0.0%
4106	Mathematics-Economics-Geography (MEG)	0	
4107	History-Economics-Geography (HEG)	0	
4109	History-Economics-Literature (HEL)	0	
4110	Literature-Economics-Geography (LEG)	0	
4111	History-Geography –Literature combination (HGL)	0	
4112	Maths-Physics	1	0.0%
4119	Other combined sciences training	0	
4210	bacteriology	0	
4211	biochemistry	1	0.0%
4212	biology	0	
4213	biophysics	0	
4214	botany	0	
4215	entomology	0	
4216	genetics	0	
4217	microbiology	0	
4218	ornithology	0	
4219	toxicology	0	
4220	zoology	0	
4221	Zootechni	0	
4222	Biotechnology	0	
4239	other allied life sciences excluding clinical and veterinary s	2	0.1%



**# D070A: ISCED Code**

Value	Label	Cases	Percentage
4410	Astronomy and space sciences	2	0.1%
4411	Chemistry and other allied subjects	1	0.0%
4412	geology	0	
4413	geophysics	0	
4414	marine science	0	
4415	meteorology and other atmospheric sciences including climati	0	
4416	mineralogy	1	0.0%
4417	palaeoecology	0	
4418	physical anthropology	0	
4419	physical geography and other geosciences	0	
4420	Physics and other allied subjects	0	
4421	vulcanology	0	
4429	Other Physical sciences related training	0	
4610	actuarial science	0	
4611	Mathematics	4	0.1%
4612	numercial analysis	0	
4613	operations research	0	
4614	statistics and other allied fields	0	
4810	Computer sciences:	22	0.8%
4811	Computer application programs training	7	0.2%
4812	Computer hardware related training	2	0.1%
4813	Electronics & computer science	1	0.0%
4814	Information communication and technology	16	0.6%
4815	IT management	1	0.0%
4816	Networking related training	1	0.0%
4817	Software development training	1	0.0%
5210	Aeronautical engineering	0	
5211	Agricultural Engineering	0	
5212	Chemical Engineering	0	
5213	Computer engineering	0	
5214	electricity engineering	0	
5215	electronics engineering	0	
5216	energy and chemical engineering	1	0.0%
5217	engineering drawing	0	
5218	Environmental and Biosystems Engineering	0	
5219	Fibre Optic Communications, Splicing & Termination	0	
5220	mechanics engineering	2	0.1%
5221	Medical engineering	0	
5222	metal work engineering	0	
5223	Software engineering	0	
5224	surveying	0	
5225	Sustainable energy technology engineering	0	
5226	telecommunication engineering	1	0.0%
5227	Electromecanics	1	0.0%
5228	Hydraulic&Pneumatics	1	0.0%

**# D070A: ISCED Code**

Value	Label	Cases	Percentage
5230	Assembling and servicing	0	
5231	Driving	21	0.7%
5232	Electricity	9	0.3%
5233	Electronics	8	0.3%
5234	Fashion Design	50	1.8%
5235	General mechanics	57	2.0%
5236	Industrial mechanics	11	0.4%
5237	Leatherwork Technology	0	
5238	Metal Processing Technology	0	
5239	Motor Vehicle Mechanics	61	2.2%
5240	Motor vehicle technology	1	0.0%
5241	Painter and Sign Writer	1	0.0%
5242	Plant and Machine Maintenance	11	0.4%
5243	Plumbing & Pipe fitting	0	
5244	Pottery	41	1.5%
5245	Refrigeration and Air Conditioning	1	0.0%
5246	Sheet Metal Working	0	
5247	Welding and metal fabrication	35	1.2%
5248	Automobile electricity	0	
5249	Other craft trainings	41	1.5%
5410	clothes	82	2.9%
5411	food and drink processing	108	3.8%
5412	footwear	3	0.1%
5413	leather work	2	0.1%
5414	mining and extraction	4	0.1%
5415	Other materials(paper,plastic,glass,etc)	8	0.3%
5416	textiles	0	
5417	Woodwork	143	5.1%
5810	Architecture and urbanisme	0	
5811	building	2	0.1%
5812	civil engineering	0	
5813	construction	25	0.9%
5814	Construction Management and surveying	0	
5815	Masonry	1	0.0%
5816	Property valuation	0	
5817	Geotechnics	0	
5819	Engineering, manufacturing and construction Not Elsewhere CI	2	0.1%
6210	Agribusiness	0	
6211	agriculture	18	0.6%
6212	agronomy	3	0.1%
6213	animal husbandry	4	0.1%
6214	crop and livestock production	7	0.2%
6215	Crop science	1	0.0%
6216	fisheries	0	
6217	fishery science and technology	0	

**# D070A: ISCED Code**

<b>Value</b>	<b>Label</b>	<b>Cases</b>	<b>Percentage</b>
6218	Food sciences	1	0.0%
6219	forestry and forest product techniques	0	
6220	horticulture and gardening	0	
6221	Irrigation and drainage	0	
6222	natural parks	0	
6223	Soil science	0	
6224	wildlife	0	
6229	Other Agriculture,forestry and fishery related training	4	0.1%
6410	veterinary assisting	0	
6411	veterinary medecine	5	0.2%
6412	Other veterinary related training	2	0.1%
7210	Anaesthesiology	0	
7211	Biomedical and Laboratory sciences	2	0.1%
7212	Clinical Psychology	0	
7213	Community Medicine	0	
7214	cytology	0	
7215	Dental services	0	
7216	Ear Nose and Throat Surgery (ENT)	0	
7217	Epidemiology and Biostatistics	0	
7218	Family planing related training	1	0.0%
7219	Food technology and human nutrition	0	
7220	Health and behavioural sciences	0	
7221	Health policy and management	0	
7222	HIV related training	1	0.0%
7223	Hospital management	0	
7224	Human anatomy	0	
7225	hygiene	5	0.2%
7226	immunilogy and immunoematology	1	0.0%
7227	Internal medicine	0	
7228	Malaria related training	0	
7229	Medecine	0	
7230	Medical imaging sciences	0	
7231	Medical services	1	0.0%
7232	Medicine and surgery	0	
7233	Mental health/Psychiatry	0	
7234	midwifery	0	
7235	neurology	0	
7236	Nursing	4	0.1%
7237	nutrition	0	
7238	Obstrics and gynaecology	0	
7239	Opthamology	0	
7240	ophometry	0	
7241	Orthopaedics	0	
7242	Paediatrics	0	
7243	pathology	0	

**# D070A: ISCED Code**

Value	Label	Cases	Percentage
7244	pharmacology	1	0.0%
7245	Physiology	0	
7246	Physiotherapy	0	
7247	PMTCT and SONI training	0	
7248	prosthetics	0	
7249	Public health	1	0.0%
7250	pyschiatry	0	
7251	Radiology and radiotherapy	0	
7252	rehabilitation	0	
7253	Reproductive health	0	
7254	surgary	0	
7255	therapeutics	0	
7256	Tiberculosis related training	0	
7257	Other health related training	0	
7258	Cardiology	0	
7259	Dermatology	0	
7610	Social care	0	
7611	Psychotrauma Management	0	
7612	Social work	0	
8150	Beauty traitment	7	0.2%
8151	cleaning	30	1.1%
8152	cosmetic services	1	0.0%
8153	domestic science	0	
8154	dry-cleaning	0	
8155	hairdressing	250	8.9%
8156	hotel and catering	360	12.8%
8157	Hotel and Restaurant management	13	0.5%
8158	laundry	1	0.0%
8159	sports and leisure, physical education	0	
8160	Travel and tourism Management	1	0.0%
8161	travel, hospitality and tourism	4	0.1%
8169	other personal services	76	2.7%
8410	air crew	0	
8411	air traffic control	0	
8412	nautical sciences	0	
8413	postal service	0	
8414	railway operations	0	
8415	road motor vehicle operations	1	0.0%
8416	seamanship	1	0.0%
8417	ship's officer	0	
8419	Other transport services training	1	0.0%
8510	air and water pollution control	0	
8511	control and protetion	0	
8512	environmental conservation	0	
8513	labour protection and security	0	

### # D070A: ISCED Code

Value	Label	Cases	Percentage
8519	Other environment protection training	0	
8610	civil security	15	0.5%
8611	criminology	0	
8612	fire-protection and fire fighting	0	
8613	military	1	0.0%
8614	police work and related law enforcement	1	0.0%
8615	Protection of property and person	2	0.1%
8619	Other security services training	1	0.0%
9999	Not known or unspecified	44	1.6%
Sysmiss		1193	

Warning: these figures indicate the number of cases found in the data file. They cannot be interpreted as summary statistics of the population of interest.

### # ISCED1D070A: ISCED-LEVEL 1D070A

<b>Information</b>	[Type= discrete] [Format=numeric] [Range= 0-9] [Missing=*]
<b>Statistics [NW/ W]</b>	[Valid=2819 /-] [Invalid=1193 /-]

Value	Label	Cases	Percentage
0	General Programes	44	1.6%
1	Education	11	0.4%
2	Humanities and Arts	260	9.2%
3	Social Sciences, Business and Law	834	29.6%
4	Sciences	64	2.3%
5	Engineering, Manufacturing and Construction	734	26.0%
6	Agriculture	45	1.6%
7	Health and Welfare	17	0.6%
8	Services	766	27.2%
9	Not known or Unspecified	44	1.6%
Sysmiss		1193	

Warning: these figures indicate the number of cases found in the data file. They cannot be interpreted as summary statistics of the population of interest.

### # ISCED2D070A: ISCED -LEVEL2D070A

<b>Information</b>	[Type= discrete] [Format=numeric] [Range= 1-99] [Missing=*]
<b>Statistics [NW/ W]</b>	[Valid=2819 /-] [Invalid=1193 /-]

Value	Label	Cases	Percentage
1	Basic Program	17	0.6%
2	Literacy and Numeracy	27	1.0%
3	Personal development	0	
4	Teacher Training and education Science	11	0.4%
5	Arts	55	2.0%
6	Humanities	205	7.3%
7	Social and Behavioral Science	6	0.2%
8	Journalism and Information	1	0.0%
9	Business and Administration	822	29.2%
10	Law	5	0.2%
11	Combined sciences	2	0.1%
12	Life Sciences	3	0.1%
13	Physical sciences	4	0.1%

**# ISCED2D070A: ISCED -LEVEL2D070A**

Value	Label	Cases	Percentage
14	Mathematics and statistics	4	0.1%
15	Computing	51	1.8%
16	Engineering and Engineering Trades	6	0.2%
17	Technical Vocational Studies	348	12.3%
18	Manufacturing and Processing	350	12.4%
19	Architecture and Building	30	1.1%
20	Agriculture, Forestry and Fishery	38	1.3%
21	Veterinary	7	0.2%
22	Health	17	0.6%
23	Social Services	0	
24	personal Services	743	26.4%
25	Transport Services	3	0.1%
26	Environmental Protection	0	
27	Security services	20	0.7%
99	Not known or unspecified	44	1.6%
Sysmiss		1193	

*Warning: these figures indicate the number of cases found in the data file. They cannot be interpreted as summary statistics of the population of interest.*

**# D100A: English Speak**

<b>Information</b>	[Type= discrete] [Format=numeric] [Range= 1-9] [Missing=*]
<b>Statistics [NW/ W]</b>	[Valid=4012 /-] [Invalid=0 /-]

Value	Label	Cases	Percentage
1	Proficient	45	1.1%
2	Good	236	5.9%
3	Basic	593	14.8%
4	None	3135	78.1%
9	Missing value	3	0.1%

*Warning: these figures indicate the number of cases found in the data file. They cannot be interpreted as summary statistics of the population of interest.*

<b># D100B: English Write</b>			
<b>Information</b>		[Type= discrete] [Format=numeric] [Range= 1-9] [Missing=*]	
<b>Statistics [NW/ W]</b>		[Valid=4012 /-] [Invalid=0 /-]	
<b>Value</b>	<b>Label</b>	<b>Cases</b>	<b>Percentage</b>
1	Proficient	47	1.2%
2	Good	236	5.9%
3	Basic	502	12.5%
4	None	3224	80.4%
9	Missing value	3	0.1%
<i>Warning: these figures indicate the number of cases found in the data file. They cannot be interpreted as summary statistics of the population of interest.</i>			
<b># D100C: French Speak</b>			
<b>Information</b>		[Type= discrete] [Format=numeric] [Range= 1-9] [Missing=*]	
<b>Statistics [NW/ W]</b>		[Valid=4012 /-] [Invalid=0 /-]	
<b>Value</b>	<b>Label</b>	<b>Cases</b>	<b>Percentage</b>
1	Proficient	103	2.6%
2	Good	384	9.6%
3	Basic	863	21.5%
4	None	2659	66.3%
9	Missing value	3	0.1%
<i>Warning: these figures indicate the number of cases found in the data file. They cannot be interpreted as summary statistics of the population of interest.</i>			
<b># D100D: French Write</b>			
<b>Information</b>		[Type= discrete] [Format=numeric] [Range= 1-9] [Missing=*]	
<b>Statistics [NW/ W]</b>		[Valid=4012 /-] [Invalid=0 /-]	
<b>Value</b>	<b>Label</b>	<b>Cases</b>	<b>Percentage</b>
1	Proficient	106	2.6%
2	Good	362	9.0%
3	Basic	759	18.9%
4	None	2782	69.3%
9	Missing value	3	0.1%
<i>Warning: these figures indicate the number of cases found in the data file. They cannot be interpreted as summary statistics of the population of interest.</i>			
<b># D100E: Kinyarwanda Speak</b>			
<b>Information</b>		[Type= discrete] [Format=numeric] [Range= 1-9] [Missing=*]	
<b>Statistics [NW/ W]</b>		[Valid=4012 /-] [Invalid=0 /-]	
<b>Value</b>	<b>Label</b>	<b>Cases</b>	<b>Percentage</b>
1	Proficient	3409	85.0%
2	Good	544	13.6%
3	Basic	42	1.0%
4	None	14	0.3%
9	Missing value	3	0.1%
<i>Warning: these figures indicate the number of cases found in the data file. They cannot be interpreted as summary statistics of the population of interest.</i>			
<b># D100F: Kinyarwanda Write</b>			
<b>Information</b>		[Type= discrete] [Format=numeric] [Range= 1-9] [Missing=*]	
<b>Statistics [NW/ W]</b>		[Valid=4012 /-] [Invalid=0 /-]	

<b># D100F: Kinyarwanda Write</b>			
<b>Value</b>	<b>Label</b>	<b>Cases</b>	<b>Percentage</b>
1	Proficient	2299	57.3%
2	Good	931	23.2%
3	Basic	478	11.9%
4	None	301	7.5%
9	Missing value	3	0.1%
<i>Warning: these figures indicate the number of cases found in the data file. They cannot be interpreted as summary statistics of the population of interest.</i>			
<b># D100G: Swahili Speak</b>			
<b>Information</b>	[Type= discrete] [Format=numeric] [Range= 1-9] [Missing=*]		
<b>Statistics [NW/ W]</b>	[Valid=4012 /-] [Invalid=0 /-]		
<b>Value</b>	<b>Label</b>	<b>Cases</b>	<b>Percentage</b>
1	Proficient	162	4.0%
2	Good	248	6.2%
3	Basic	507	12.6%
4	None	3092	77.1%
9	Missing value	3	0.1%
<i>Warning: these figures indicate the number of cases found in the data file. They cannot be interpreted as summary statistics of the population of interest.</i>			
<b># D100H: Swahili Write</b>			
<b>Information</b>	[Type= discrete] [Format=numeric] [Range= 1-9] [Missing=*]		
<b>Statistics [NW/ W]</b>	[Valid=4012 /-] [Invalid=0 /-]		
<b>Value</b>	<b>Label</b>	<b>Cases</b>	<b>Percentage</b>
1	Proficient	120	3.0%
2	Good	193	4.8%
3	Basic	377	9.4%
4	None	3319	82.7%
9	Missing value	3	0.1%
<i>Warning: these figures indicate the number of cases found in the data file. They cannot be interpreted as summary statistics of the population of interest.</i>			
<b># D100I: Other Speak</b>			
<b>Information</b>	[Type= discrete] [Format=numeric] [Range= 1-9] [Missing=*]		
<b>Statistics [NW/ W]</b>	[Valid=4012 /-] [Invalid=0 /-]		
<b>Value</b>	<b>Label</b>	<b>Cases</b>	<b>Percentage</b>
1	Proficient	43	1.1%
2	Good	28	0.7%
3	Basic	23	0.6%
4	None	3885	96.8%
9	Missing value	33	0.8%
<i>Warning: these figures indicate the number of cases found in the data file. They cannot be interpreted as summary statistics of the population of interest.</i>			
<b># D100J: Other Write</b>			
<b>Information</b>	[Type= discrete] [Format=numeric] [Range= 1-9] [Missing=*]		
<b>Statistics [NW/ W]</b>	[Valid=4012 /-] [Invalid=0 /-]		
<b>Value</b>	<b>Label</b>	<b>Cases</b>	<b>Percentage</b>
1	Proficient	32	0.8%
2	Good	25	0.6%



<b># D100J: Other Write</b>			
<b>Value</b>	<b>Label</b>	<b>Cases</b>	<b>Percentage</b>
3	Basic	17	0.4%
4	None	3905	97.3%
9	Missing value	33	0.8%
<i>Warning: these figures indicate the number of cases found in the data file. They cannot be interpreted as summary statistics of the population of interest.</i>			
<b># D100S: Other-Specify</b>			
<b>Information</b>	[Type= discrete] [Format=character] [Missing=*]		
<b>Statistics [NW/ W]</b>	[Valid=64 /-] [Invalid=0 /-]		
<b>Value</b>	<b>Label</b>	<b>Cases</b>	<b>Percentage</b>
3		1	1.6%
ESPAGNOL		1	1.6%
ICYARABU		7	10.9%
IGISOMARIYA		1	1.6%
IGITALIYANI ITALIAN		1	1.6%
IKIDAGE		1	1.6%
IKIGAGE		1	1.6%
IKIGANDA		1	1.6%
IKIGANDE		21	32.8%
IKIRUNDI		6	9.4%
IKIRUNDU		1	1.6%
ILINGALA		3	4.7%
IRINGARA		5	7.8%
LINGALA		6	9.4%
LUGANDA		4	6.2%
LUGANDE		2	3.1%
RUGANDE		1	1.6%
ULUGANDE		1	1.6%
<i>Warning: these figures indicate the number of cases found in the data file. They cannot be interpreted as summary statistics of the population of interest.</i>			
<b># E010: M52:E010 How many hours do you usually work in a week?</b>			
<b>Information</b>	[Type= continuous] [Format=numeric] [Range= 2-99] [Missing=*/999]		
<b>Statistics [NW/ W]</b>	[Valid=4009 /-] [Invalid=3 /-] [Mean=57.428 /-] [StdDev=25.14 /-]		
<b>Value</b>	<b>Label</b>	<b>Cases</b>	<b>Percentage</b>
999	Missing value	3	
<i>Warning: these figures indicate the number of cases found in the data file. They cannot be interpreted as summary statistics of the population of interest.</i>			
<b># E020: M52:E020 Are you entitled to annual leave days?</b>			
<b>Information</b>	[Type= discrete] [Format=numeric] [Range= 1-9] [Missing=*]		
<b>Statistics [NW/ W]</b>	[Valid=4012 /-] [Invalid=0 /-]		
<b>Value</b>	<b>Label</b>	<b>Cases</b>	<b>Percentage</b>
1	Yes	198	4.9%
2	No	3813	95.0%
9	Missing value	1	0.0%
<i>Warning: these figures indicate the number of cases found in the data file. They cannot be interpreted as summary statistics of the population of interest.</i>			

<b># E030A: M52:E030 Calendar days</b>			
<b>Information</b>	[Type= continuous] [Format=numeric] [Range= 2-60] [Missing=*0/99]		
<b>Statistics [NW/ W]</b>	[Valid=129 /-] [Invalid=3883 /-] [Mean=23.008 /-] [StdDev=14.564 /-]		
<b># E030B: M52:E030 Working days</b>			
<b>Information</b>	[Type= continuous] [Format=numeric] [Range= 1-52] [Missing=*0]		
<b>Statistics [NW/ W]</b>	[Valid=66 /-] [Invalid=3946 /-] [Mean=14.061 /-] [StdDev=10.995 /-]		
<b># E031: M52:E031 How long does it take you to reach your workplace?</b>			
<b>Information</b>	[Type= discrete] [Format=numeric] [Range= 1-9] [Missing=*]		
<b>Statistics [NW/ W]</b>	[Valid=4012 /-] [Invalid=0 /-]		
<b>Value</b>	<b>Label</b>	<b>Cases</b>	<b>Percentage</b>
1	Less than 10 minutes	1575	39.3%
2	10 - 20 minutes	908	22.6%
3	21 - 30 minutes	697	17.4%
4	More than 30 minutes	831	20.7%
9	Missing value	1	0.0%
<i>Warning: these figures indicate the number of cases found in the data file. They cannot be interpreted as summary statistics of the population of interest.</i>			
<b># E040: M52:E040 Main mode of transport you use to reach your workplace</b>			
<b>Information</b>	[Type= discrete] [Format=numeric] [Range= 1-9] [Missing=*]		
<b>Statistics [NW/ W]</b>	[Valid=4012 /-] [Invalid=0 /-]		
<b>Value</b>	<b>Label</b>	<b>Cases</b>	<b>Percentage</b>
1	Public transport (taxi, bus)	241	6.0%
2	Office transport	32	0.8%
3	On foot	3502	87.3%
4	Own transport	37	0.9%
5	Hired (Car, Motor cycle, bicycle)	149	3.7%
6	Other (specify)	49	1.2%
9	Missing value	2	0.0%
<i>Warning: these figures indicate the number of cases found in the data file. They cannot be interpreted as summary statistics of the population of interest.</i>			
<b># E040S: Other-Specify</b>			
<b>Information</b>	[Type= discrete] [Format=character] [Missing=*]		
<b>Statistics [NW/ W]</b>	[Valid=48 /-] [Invalid=0 /-]		
<b>Value</b>	<b>Label</b>	<b>Cases</b>	<b>Percentage</b>
ABA AHO ACURURIZA		3	6.2%
ABA AHO AKORERA		6	12.5%
ABA AHO,NTATAHA		1	2.1%
ABA KU KAZI		3	6.2%
ABA KUKAZI		1	2.1%
ABA MUNZU AKORERAMO ACURUZA		1	2.1%
ABAHO AKORA		1	2.1%
ABAKUKAZI		2	4.2%

# E040S: Other-Specify

Value	Label	Cases	Percentage
ABAMO AHO AKORERA		1	2.1%
ABO MUKIGO		1	2.1%
ACUMBIKA MU KABARI KA BOSS		1	2.1%
ACUMBIKIRWA KU KAZI		1	2.1%
ACUMBIKIWE KU KAZI		1	2.1%
AFITE ICUMBI MU KIGO		1	2.1%
AGIRA IGARE		1	2.1%
AHO DUKORERERA NIHO TUBA		1	2.1%
AKORERA MU RUGO		1	2.1%
ARACUMBIKIWA MURI RESTAURENT		1	2.1%
ARAKORORA		1	2.1%
ARARA AHO AKORERA		1	2.1%
ATUYE KU KAZI		1	2.1%
BOSS ARIMUCUMBIKIWA		1	2.1%
HAFATANYE KURUGO		1	2.1%
IGARA RY'AKAZI		1	2.1%
IGARE RY'AKAZI		2	4.2%
IGARE RYE		1	2.1%
MBA HANO KU KAZI		2	4.2%
MBAMO HANO KU KAZI		1	2.1%
MFITE IGARE RYANJYE		1	2.1%
NI MU RUGO		1	2.1%
NIHO ABA		2	4.2%
NIHO ATUYE		1	2.1%
NIHOMBA		1	2.1%
NTABEO ABAKUKAZI		1	2.1%
NTUYE MUNZU NKORERAMO		1	2.1%

Warning: these figures indicate the number of cases found in the data file. They cannot be interpreted as summary statistics of the population of interest.

<b># E041: M52:E041 Entitled to medical care assistance</b>			
<b>Information</b>	[Type= discrete] [Format=numeric] [Range= 1-9] [Missing=*]		
<b>Statistics [NW/ W]</b>	[Valid=4012 /-] [Invalid=0 /-]		
<b>Value</b>	<b>Label</b>	<b>Cases</b>	<b>Percentage</b>
1	Yes	869	21.7%
2	No	3141	78.3%
9	Missing value	2	0.0%
<i>Warning: these figures indicate the number of cases found in the data file. They cannot be interpreted as summary statistics of the population of interest.</i>			
<b># E042: M52:E042 To what extent does it cover your medical expenses?</b>			
<b>Information</b>	[Type= discrete] [Format=numeric] [Range= 1-9] [Missing=*]		
<b>Statistics [NW/ W]</b>	[Valid=869 /-] [Invalid=3143 /-]		
<b>Value</b>	<b>Label</b>	<b>Cases</b>	<b>Percentage</b>
1	Partially	323	37.2%
2	Totally	545	62.7%
9	Missing value	1	0.1%
Sysmiss		3143	
<i>Warning: these figures indicate the number of cases found in the data file. They cannot be interpreted as summary statistics of the population of interest.</i>			
<b># E043: M52:E043 Does the assistance extend to your family?</b>			
<b>Information</b>	[Type= discrete] [Format=numeric] [Range= 1-9] [Missing=*]		
<b>Statistics [NW/ W]</b>	[Valid=869 /-] [Invalid=3143 /-]		
<b>Value</b>	<b>Label</b>	<b>Cases</b>	<b>Percentage</b>
1	Yes	514	59.1%
2	No	355	40.9%
9	Missing value	0	
Sysmiss		3143	
<i>Warning: these figures indicate the number of cases found in the data file. They cannot be interpreted as summary statistics of the population of interest.</i>			
<b># E050A: Extreme Dust, toxic gases</b>			
<b>Information</b>	[Type= discrete] [Format=numeric] [Range= 1-9] [Missing=*]		
<b>Statistics [NW/ W]</b>	[Valid=4012 /-] [Invalid=0 /-]		
<b>Value</b>	<b>Label</b>	<b>Cases</b>	<b>Percentage</b>
1	Yes	1502	37.4%
2	No	2508	62.5%
9	Missing value	2	0.0%
<i>Warning: these figures indicate the number of cases found in the data file. They cannot be interpreted as summary statistics of the population of interest.</i>			
<b># E050B: Extreme Noise</b>			
<b>Information</b>	[Type= discrete] [Format=numeric] [Range= 1-9] [Missing=*]		
<b>Statistics [NW/ W]</b>	[Valid=4012 /-] [Invalid=0 /-]		
<b>Value</b>	<b>Label</b>	<b>Cases</b>	<b>Percentage</b>
1	Yes	1292	32.2%
2	No	2718	67.7%
9	Missing value	2	0.0%
<i>Warning: these figures indicate the number of cases found in the data file. They cannot be interpreted as summary statistics of the population of interest.</i>			
<b># E050C: Extreme temperat. / humidity</b>			
<b>Information</b>	[Type= discrete] [Format=numeric] [Range= 1-9] [Missing=*]		

<b># E050C: Extreme temperat. / humidity</b>			
<b>Statistics [NW/ W]</b>		[Valid=4012 /-] [Invalid=0 /-]	
<b>Value</b>	<b>Label</b>	<b>Cases</b>	<b>Percentage</b>
1	Yes	1213	30.2%
2	No	2797	69.7%
9	Missing value	2	0.0%
<i>Warning: these figures indicate the number of cases found in the data file. They cannot be interpreted as summary statistics of the population of interest.</i>			
<b># E050D: Dangerous tools/animals</b>			
<b>Information</b>		[Type= discrete] [Format=numeric] [Range= 1-9] [Missing=*]	
<b>Statistics [NW/ W]</b>		[Valid=4012 /-] [Invalid=0 /-]	
<b>Value</b>	<b>Label</b>	<b>Cases</b>	<b>Percentage</b>
1	Yes	1549	38.6%
2	No	2460	61.3%
9	Missing value	3	0.1%
<i>Warning: these figures indicate the number of cases found in the data file. They cannot be interpreted as summary statistics of the population of interest.</i>			
<b># E050E: Work underground</b>			
<b>Information</b>		[Type= discrete] [Format=numeric] [Range= 1-9] [Missing=*]	
<b>Statistics [NW/ W]</b>		[Valid=4012 /-] [Invalid=0 /-]	
<b>Value</b>	<b>Label</b>	<b>Cases</b>	<b>Percentage</b>
1	Yes	60	1.5%
2	No	3948	98.4%
9	Missing value	4	0.1%
<i>Warning: these figures indicate the number of cases found in the data file. They cannot be interpreted as summary statistics of the population of interest.</i>			
<b># E050F: Other</b>			
<b>Information</b>		[Type= discrete] [Format=numeric] [Range= 1-9] [Missing=*]	
<b>Statistics [NW/ W]</b>		[Valid=4012 /-] [Invalid=0 /-]	
<b>Value</b>	<b>Label</b>	<b>Cases</b>	<b>Percentage</b>
1	Yes	21	0.5%
2	No	3978	99.2%
9	Missing value	13	0.3%
<i>Warning: these figures indicate the number of cases found in the data file. They cannot be interpreted as summary statistics of the population of interest.</i>			
<b># E050S: Other (specify)</b>			
<b>Information</b>		[Type= discrete] [Format=character] [Missing=*]	
<b>Statistics [NW/ W]</b>		[Valid=15 /-] [Invalid=0 /-]	
<b>Value</b>	<b>Label</b>	<b>Cases</b>	<b>Percentage</b>
3333333333		1	6.7%
ABISHASHI BY'UMURIRO		1	6.7%
AHO AKORERA NI HATO		1	6.7%
IBIKORESHA BITWIKA		1	6.7%
IBIKORESHO BITWIKA		3	20.0%

<b># E050S: Other (specify)</b>			
<b>Value</b>	<b>Label</b>	<b>Cases</b>	<b>Percentage</b>
IBIKORESHO BYATWIKA		2	13.3%
IBISHASHI BY'UMURIRO		1	6.7%
KURIHISHWA IBYIBWE		1	6.7%
KWISHYURA AHO BAKORERA BIRAGOR		1	6.7%
MU MAZI		2	13.3%
NTA RUMURI		1	6.7%
<i>Warning: these figures indicate the number of cases found in the data file. They cannot be interpreted as summary statistics of the population of interest.</i>			
<b># E060A: Clothing/Uniform</b>			
<b>Information</b>	[Type= discrete] [Format=numeric] [Range= 1-9] [Missing=*]		
<b>Statistics [NW/ W]</b>	[Valid=4012 /-] [Invalid=0 /-]		
<b>Value</b>	<b>Label</b>	<b>Cases</b>	<b>Percentage</b>
1	Yes all	661	16.5%
2	Yes partially	384	9.6%
3	No	2963	73.9%
9	Missing value	4	0.1%
<i>Warning: these figures indicate the number of cases found in the data file. They cannot be interpreted as summary statistics of the population of interest.</i>			
<b># E060B: Protective gear</b>			
<b>Information</b>	[Type= discrete] [Format=numeric] [Range= 1-9] [Missing=*]		
<b>Statistics [NW/ W]</b>	[Valid=4012 /-] [Invalid=0 /-]		
<b>Value</b>	<b>Label</b>	<b>Cases</b>	<b>Percentage</b>
1	Yes all	642	16.0%
2	Yes partially	413	10.3%
3	No	2953	73.6%
9	Missing value	4	0.1%
<i>Warning: these figures indicate the number of cases found in the data file. They cannot be interpreted as summary statistics of the population of interest.</i>			
<b># E060C: Accommodation</b>			
<b>Information</b>	[Type= discrete] [Format=numeric] [Range= 1-9] [Missing=*]		
<b>Statistics [NW/ W]</b>	[Valid=4012 /-] [Invalid=0 /-]		
<b>Value</b>	<b>Label</b>	<b>Cases</b>	<b>Percentage</b>
1	Yes all	760	18.9%
2	Yes partially	365	9.1%
3	No	2883	71.9%
9	Missing value	4	0.1%
<i>Warning: these figures indicate the number of cases found in the data file. They cannot be interpreted as summary statistics of the population of interest.</i>			
<b># E060D: Transport</b>			
<b>Information</b>	[Type= discrete] [Format=numeric] [Range= 1-9] [Missing=*]		
<b>Statistics [NW/ W]</b>	[Valid=4012 /-] [Invalid=0 /-]		

**# E060D: Transport**

Value	Label	Cases	Percentage
1	Yes all	63	1.6%
2	Yes partially	418	10.4%
3	No	3527	87.9%
9	Missing value	4	0.1%

Warning: these figures indicate the number of cases found in the data file. They cannot be interpreted as summary statistics of the population of interest.

**# E060E: Pay to and from annual leave**

<b>Information</b>	[Type= discrete] [Format=numeric] [Range= 1-9] [Missing=*]
--------------------	--

<b>Statistics [NW/ W]</b>	[Valid=4012 /-] [Invalid=0 /-]
---------------------------	--------------------------------

Value	Label	Cases	Percentage
1	Yes all	211	5.3%
2	Yes partially	396	9.9%
3	No	3401	84.8%
9	Missing value	4	0.1%

Warning: these figures indicate the number of cases found in the data file. They cannot be interpreted as summary statistics of the population of interest.

**# E060F: Food**

<b>Information</b>	[Type= discrete] [Format=numeric] [Range= 1-9] [Missing=*]
--------------------	--

<b>Statistics [NW/ W]</b>	[Valid=4012 /-] [Invalid=0 /-]
---------------------------	--------------------------------

Value	Label	Cases	Percentage
1	Yes all	1447	36.1%
2	Yes partially	426	10.6%
3	No	2135	53.2%
9	Missing value	4	0.1%

Warning: these figures indicate the number of cases found in the data file. They cannot be interpreted as summary statistics of the population of interest.

**# E060G: Free education for dependants**

<b>Information</b>	[Type= discrete] [Format=numeric] [Range= 1-9] [Missing=*]
--------------------	--

<b>Statistics [NW/ W]</b>	[Valid=4012 /-] [Invalid=0 /-]
---------------------------	--------------------------------

Value	Label	Cases	Percentage
1	Yes all	303	7.6%
2	Yes partially	377	9.4%
3	No	3327	82.9%
9	Missing value	5	0.1%

Warning: these figures indicate the number of cases found in the data file. They cannot be interpreted as summary statistics of the population of interest.

**# E060H: Maternal and paternal leave**

<b>Information</b>	[Type= discrete] [Format=numeric] [Range= 1-9] [Missing=*]
--------------------	--

<b>Statistics [NW/ W]</b>	[Valid=4012 /-] [Invalid=0 /-]
---------------------------	--------------------------------

Value	Label	Cases	Percentage
1	Yes all	1202	30.0%
2	Yes partially	284	7.1%
3	No	2522	62.9%
9	Missing value	4	0.1%

Warning: these figures indicate the number of cases found in the data file. They cannot be interpreted as summary statistics of the population of interest.

<b># E060I: Health and safety</b>			
<b>Information</b>	[Type= discrete] [Format=numeric] [Range= 1-9] [Missing=*]		
<b>Statistics [NW/ W]</b>	[Valid=4012 /-] [Invalid=0 /-]		
<b>Value</b>	<b>Label</b>	<b>Cases</b>	<b>Percentage</b>
1	Yes all	115	2.9%
2	Yes partially	399	9.9%
3	No	3494	87.1%
9	Missing value	4	0.1%
<i>Warning: these figures indicate the number of cases found in the data file. They cannot be interpreted as summary statistics of the population of interest.</i>			
<b># E060J: Terminal benefits</b>			
<b>Information</b>	[Type= discrete] [Format=numeric] [Range= 1-9] [Missing=*]		
<b>Statistics [NW/ W]</b>	[Valid=4012 /-] [Invalid=0 /-]		
<b>Value</b>	<b>Label</b>	<b>Cases</b>	<b>Percentage</b>
1	Yes all	64	1.6%
2	Yes partially	400	10.0%
3	No	3544	88.3%
9	Missing value	4	0.1%
<i>Warning: these figures indicate the number of cases found in the data file. They cannot be interpreted as summary statistics of the population of interest.</i>			
<b># E060K: Any other (specify)</b>			
<b>Information</b>	[Type= discrete] [Format=numeric] [Range= 1-9] [Missing=*]		
<b>Statistics [NW/ W]</b>	[Valid=4012 /-] [Invalid=0 /-]		
<b>Value</b>	<b>Label</b>	<b>Cases</b>	<b>Percentage</b>
1	Yes all	6	0.1%
2	Yes partially	407	10.1%
3	No	3590	89.5%
9	Missing value	9	0.2%
<i>Warning: these figures indicate the number of cases found in the data file. They cannot be interpreted as summary statistics of the population of interest.</i>			
<b># E060S: Other-Specify</b>			
<b>Information</b>	[Type= discrete] [Format=character] [Missing=*]		
<b>Statistics [NW/ W]</b>	[Valid=4 /-] [Invalid=0 /-]		
<b>Value</b>	<b>Label</b>	<b>Cases</b>	<b>Percentage</b>
3		1	25.0%
5		1	25.0%
IBIKORESHO BY'ISUKU BY'IBANZE		1	25.0%
NUMUKOZI AKABA NUMUKORESH.		1	25.0%
<i>Warning: these figures indicate the number of cases found in the data file. They cannot be interpreted as summary statistics of the population of interest.</i>			
<b># E090: M52:E090 How often does your salary get increased?</b>			
<b>Information</b>	[Type= discrete] [Format=numeric] [Range= 1-9] [Missing=*]		
<b>Statistics [NW/ W]</b>	[Valid=4012 /-] [Invalid=0 /-]		
<b>Value</b>	<b>Label</b>	<b>Cases</b>	<b>Percentage</b>
1	Every year	379	9.4%



**# E090: M52:E090 How often does your salary get increased?**

Value	Label	Cases	Percentage
2	Once every three years	128	3.2%
3	Once over three years	68	1.7%
4	No increase	2435	60.7%
5	Doesn't know	763	19.0%
6	Not applicable	222	5.5%
9	Missing value	17	0.4%

*Warning: these figures indicate the number of cases found in the data file. They cannot be interpreted as summary statistics of the population of interest.*

**# E091: M52:E091 Is your salary annually adjusted for inflation?**

<b>Information</b>	[Type= discrete] [Format=numeric] [Range= 1-9] [Missing=*]
<b>Statistics [NW/ W]</b>	[Valid=576 /-] [Invalid=3436 /-]

Value	Label	Cases	Percentage
1	Yes, always	56	9.7%
2	Yes, sometimes	159	27.6%
3	No	326	56.6%
4	Dont know	32	5.6%
9	Missing value	3	0.5%
Sysmiss		3436	

*Warning: these figures indicate the number of cases found in the data file. They cannot be interpreted as summary statistics of the population of interest.*

**# F010: M52:F010 Member of any trade union**

<b>Information</b>	[Type= discrete] [Format=numeric] [Range= 1-9] [Missing=*]
<b>Statistics [NW/ W]</b>	[Valid=4012 /-] [Invalid=0 /-]

Value	Label	Cases	Percentage
1	Yes	768	19.1%
2	No	3244	80.9%
9	Missing value	0	

*Warning: these figures indicate the number of cases found in the data file. They cannot be interpreted as summary statistics of the population of interest.*

**# F020: M52:F020 If No, why?**

<b>Information</b>	[Type= discrete] [Format=numeric] [Range= 1-9] [Missing=*]
<b>Statistics [NW/ W]</b>	[Valid=3244 /-] [Invalid=768 /-]

Value	Label	Cases	Percentage
1	Employer does not allow	126	3.9%
2	I do not know any union	2760	85.1%
3	Unions do not help	127	3.9%
4	Other (specify)	229	7.1%
9	Missing value	2	0.1%
Sysmiss		768	

*Warning: these figures indicate the number of cases found in the data file. They cannot be interpreted as summary statistics of the population of interest.*

**# F020S: Other Specify**

<b>Information</b>	[Type= discrete] [Format=character] [Missing=*]
<b>Statistics [NW/ W]</b>	[Valid=217 /-] [Invalid=0 /-]

# F020S: Other Specify

Value	Label	Cases	Percentage
ABAKOZI B'ISHIRAHAMWA BACURUZA		1	0.5%
ABAKOZI BABILI NI BAKE		1	0.5%
ABANGIYE AKAZI VUBA NTARAHAMBWA		1	0.5%
ABANTU DUKORANA		1	0.5%
ABARI KWISHULI LENSHI		1	0.5%
ABONA ABANDI NTA BURAMBE BAFIT		1	0.5%
AHEMBWA MAKE		1	0.5%
AHO AMASHYIRAHAMWA YABAGA YARA		1	0.5%
AKABIRI NIBWO KAGITANGIRA		1	0.5%
AKAZI DUKORA NI IBIRAKA		1	0.5%
AKAZI KENSHI		1	0.5%
AKUNDA KUBOMO		1	0.5%
AMAHURIRO YAMBURA IMISANZU		1	0.5%
AMASHYIRAHAMWA ABA KURE		1	0.5%
AMIKORO		1	0.5%
AMIKORO MAKE		1	0.5%
ARABITEGANYA		1	0.5%
ARABITEGANYA VUBA		1	0.5%
ARABITEKEREZA		1	0.5%
ARACYABITEKEREZA		1	0.5%
ARACYARI MUSHYA		3	1.4%
ARACYARI MUTO		1	0.5%
ARATEGANYA KURIJYAMO		1	0.5%
ARIMO KUBITEKEREZA		1	0.5%

### # F020S: Other Specify

Value	Label	Cases	Percentage
ATINYA UMUGAYO		1	0.5%
AZAYIJYAMO MU MINSI IRIMBERE		1	0.5%
BABIRI NI BAKE		1	0.5%
BARABITEGAN		1	0.5%
BARI KURITAGURA		1	0.5%
BIRAGORA KURIJYAMO		1	0.5%
BIRAGOYE		1	0.5%
BISABA AMAFARANGA		1	0.5%
BISABA AMAFARANGA KANDI NTAYO		1	0.5%
BISABA AMAFARANGA MENSHI		2	0.9%
BISABA AMAFARANGA SINARINAYABC		1	0.5%
BISABA AMAFRANGA		1	0.5%
BISABA MONEY		1	0.5%
BIYAHZEHO RIRASENYUKA		1	0.5%
BYARASENTUT		1	0.5%
DUHEMBWA MAKE		1	0.5%
DUKORA AKAZI K'IBIRAKA		1	0.5%
GUHAGARIKA		1	0.5%
HAJEMO AMATIKU RIRAHAGARAR		1	0.5%
ICYI YABAGAMO NTIKIGIKORA		1	0.5%
IHURIRO		1	0.5%
IHURIRO RYARASENYUT		1	0.5%
IMIKORERE IDAHAMYE		1	0.5%
IMISANZU IRAHENZE		1	0.5%
IRYO NARIMO RYARASENYUT		1	0.5%

# F020S: Other Specify

Value	Label	Cases	Percentage
ISHYIRAHAMW RYARAHOMBY		1	0.5%
KUBA NTAZAHAKOM		1	0.5%
KUBANZA KUBYIGAHO.		1	0.5%
KUBANZAKURI IBYIZA BYARYO		1	0.5%
KUBURA AMAFARANGA		1	0.5%
KUBURA AMAFARANGA YO GUTANGAMO		1	0.5%
KUBURA UBUSHOBOZI BW'AMAFARAN		1	0.5%
KUBURA UMWANYA		2	0.9%
KUJYAMO BISABA AMAFARANGA MENS		1	0.5%
KUTABISOBAN		1	0.5%
MBONA AMAFARANGA MAKE		1	0.5%
MPEBWA MAKE		1	0.5%
MPEMBWA MAKE		1	0.5%
NABAKOZI BAKE		1	0.5%
NABOONYE NTA MAFARANGA		1	0.5%
NARIVUYEMO		1	0.5%
NDABITEGANY MU MINSI YA VUBA		1	0.5%
NDACYABITEK		1	0.5%
NDACYAFITE IMYAKA MIKE		1	0.5%
NDACYIGA		1	0.5%
NI UBUSBOBOZI BUKE		1	0.5%
NIBWO BAKIBIMENYA		1	0.5%
NIBWO NGITANGIRA		1	0.5%
NIYO TUGITANGIRA		1	0.5%
NMTIYABITAN		1	0.5%

# F020S: Other Specify

Value	Label	Cases	Percentage
NTA BSHBOZI BWO GTANGA UMSANZU		1	0.5%
NTA BUSHOBOZI		14	6.5%
NTA BUSHOBOZI ARABONA		1	0.5%
NTA BUSHOBOZI BUHAGJE		1	0.5%
NTA BUSHOBOZI BWO KURIJYAMO		1	0.5%
NTA BUSHOBOZI BWO KUYIJYAMO AF		1	0.5%
NTA BUSHOBOZI BWOKUJYAMO		1	0.5%
NTA BUSHOBOZI BWOW KWISHYURA		1	0.5%
NTA BUSHOBOZI NARI MFITE		1	0.5%
NTA GIHE GIHAGJE		1	0.5%
NTA KAZI KARAMBYE MFITE		1	0.5%
NTA MAFARANGA		1	0.5%
NTA MAFARANGA YO GUTANGIRANA		1	0.5%
NTA MAFARANGA YO KURIJYAMO		1	0.5%
NTA MIKORO NDAGIRA		1	0.5%
NTA MIKORO NGIRA		1	0.5%
NTA MISANZU YABONA		1	0.5%
NTA MUSANZU YABONA,AKRE MAKE		1	0.5%

### # F020S: Other Specify

Value	Label	Cases	Percentage
NTA MWANYA ABONA		1	0.5%
NTABUKANGUI BABONYE		1	0.5%
NTABUSHAKE		2	0.9%
NTABUSHOBOZ		15	6.9%
NTABUSHOBOZ BIRAHENDA		1	0.5%
NTABUSHOBOZ BUHAGIJE AFITE		1	0.5%
NTABUSHOBOZ DUFITE NI MENSHI		1	0.5%
NTABUSHOZI		2	0.9%
NTABWO ABIKUNDA		1	0.5%
NTABWO ABYITAHU		1	0.5%
NTABWO BABYITAHU		1	0.5%
NTABWO CURUZA BY'UMWUGA		1	0.5%
NTABWO NDI UMUKOZI		1	0.5%
NTABWO TWABITEKERE.		1	0.5%
NTABYO NZI		1	0.5%
NTABYO YASHATSE		1	0.5%
NTACYIZERE AGIRIRI		1	0.5%
NTACYO		1	0.5%
NTACYO NTA MAFRANGA MBONA		1	0.5%
NTACYO NZI		1	0.5%
NTAGAHUNDA ARAFATA		1	0.5%
NTAGIHE ABIFITIYE		1	0.5%
NTAGO BIZERANA		2	0.9%
NTAGO TWIZERANA		1	0.5%
NTAMAFARANO		5	2.3%
NTAMAFARANO AFITE		1	0.5%
NTAMWANYA		1	0.5%
NTAMWANYA ABONA		1	0.5%

# F020S: Other Specify

Value	Label	Cases	Percentage
NTAMWANYA MBONA		1	0.5%
NTARIBA MU MURENGE AKORERAMO		1	0.5%
NTARIFITE INGUFU RIHARI		1	0.5%
NTARIHARI		2	0.9%
NTARIHARI DUHUJE UMWUGA		1	0.5%
NTARIYANDIKI		1	0.5%
NTAWE WARI WABIBABWIRA		1	0.5%
NTAYAHABA AHO DUTUYE		1	0.5%
NTAYO AZI		1	0.5%
NTEGANYA KUBIVAMO VUBA		1	0.5%
NTIBAKUNZE KUBA MURI YI CENTRE		1	0.5%
NTIBARANYEM KUJYAMO		1	0.5%
NTIBARITEGUR		1	0.5%
NTIBIKENEWE		1	0.5%
NTIBIZERANA		1	0.5%
NTIBYATEKERI		1	0.5%
NTIRIRATANGI		1	0.5%
NTITUBONA ABABIDUKANC		1	0.5%
NTIYZE		1	0.5%
RYARAHAGAZI		1	0.5%
RYARASENYUT		11	5.1%
RYARASENYUT BUKE		1	0.5%
SINABONA UMWANYA		1	0.5%
SINDAMENYA KUDODA NEZA		1	0.5%
SINUJUJE IBISABWA		2	0.9%
UBUHEMU		1	0.5%
UBUKENE		1	0.5%
UBUSAMBO BW'ABAYAYOE		1	0.5%
UBUSHAKE BUCYE		1	0.5%

### # F020S: Other Specify

Value	Label	Cases	Percentage
UBUSHAKE BUKE		2	0.9%
UBUSHOBOZI		2	0.9%
UBUSHOBOZI BUCYE		1	0.5%
UBUSHOBOZI BUKE		4	1.8%
UBUSHOBOZI BUKEYE		1	0.5%
UBUSHOBOZIB		1	0.5%
UBWUMVIKAN BUCYE NA BGENZI BE		1	0.5%
UMWANYA MUTO		1	0.5%
YARASENYUST		1	0.5%
YARATUNANIY		1	0.5%
ntamikino		1	0.5%
ntamikoro mfite		1	0.5%
nzarijyamo vuba aha		1	0.5%

Warning: these figures indicate the number of cases found in the data file. They cannot be interpreted as summary statistics of the population of interest.

### # F030: M52:F030 In which kind of organisation are you a member

<b>Information</b>	[Type= discrete] [Format=numeric] [Range= 1-9] [Missing=*]
<b>Statistics [NW/ W]</b>	[Valid=768 /-] [Invalid=3244 /-]

Value	Label	Cases	Percentage
1	Welfare	350	45.6%
2	Professional	91	11.8%
3	Cooperative	303	39.5%
4	Others (specify)	13	1.7%
5	None	3	0.4%
9	Missing value	8	1.0%
Sysmiss		3244	

Warning: these figures indicate the number of cases found in the data file. They cannot be interpreted as summary statistics of the population of interest.

### # F030A: M52:F030 In which kind of organisation are you a member

<b>Information</b>	[Type= discrete] [Format=numeric] [Range= 1-9] [Missing=*]
<b>Statistics [NW/ W]</b>	[Valid=305 /-] [Invalid=3707 /-]

Value	Label	Cases	Percentage
1	Welfare	81	26.6%
2	Professional	95	31.1%
3	Cooperative	111	36.4%
4	Others (specify)	4	1.3%
5	None	14	4.6%
9	Missing value	0	
Sysmiss		3707	

Warning: these figures indicate the number of cases found in the data file. They cannot be interpreted as summary statistics of the population of interest.



<b># F030B: M52:F030 In which kind of organisation are you a member</b>			
<b>Information</b>		[Type= discrete] [Format=numeric] [Range= 1-9] [Missing=*]	
<b>Statistics [NW/ W]</b>		[Valid=104 /-] [Invalid=3908 /-]	
<b>Value</b>	<b>Label</b>	<b>Cases</b>	<b>Percentage</b>
1	Welfare	9	8.7%
2	Professional	28	26.9%
3	Cooperative	37	35.6%
4	Others (specify)	6	5.8%
5	None	24	23.1%
9	Missing value	0	
Sysmiss		3908	
<i>Warning: these figures indicate the number of cases found in the data file. They cannot be interpreted as summary statistics of the population of interest.</i>			
<b># F030S: Other-Specify</b>			
<b>Information</b>		[Type= discrete] [Format=character] [Missing=*]	
<b>Statistics [NW/ W]</b>		[Valid=18 /-] [Invalid=0 /-]	
<b>Value</b>	<b>Label</b>	<b>Cases</b>	<b>Percentage</b>
ABACURUZI		1	5.6%
AMASHYIRAHAMW Y'ABAHINZI B'UM		1	5.6%
DUTABARANA		1	5.6%
GUHESHA AGACIRO		1	5.6%
IKIBINA		1	5.6%
IKIMINA		9	50.0%
ISHYIRAHAMW RIGUZA RIKANAGURI		1	5.6%
ISHYIRAHAMW RYABAJYANAM		1	5.6%
ISHYIRAHAMW TUZAMURANE		1	5.6%
TURWANYE SIDA		1	5.6%
<i>Warning: these figures indicate the number of cases found in the data file. They cannot be interpreted as summary statistics of the population of interest.</i>			
<b># F031: M52:F031 Is your employer contributing regularly to the social security fund for you?</b>			
<b>Information</b>		[Type= discrete] [Format=numeric] [Range= 1-9] [Missing=*]	
<b>Statistics [NW/ W]</b>		[Valid=4012 /-] [Invalid=0 /-]	
<b>Value</b>	<b>Label</b>	<b>Cases</b>	<b>Percentage</b>
1	Yes	67	1.7%
2	No	3865	96.3%
3	Don't know	77	1.9%
9	Missing value	3	0.1%
<i>Warning: these figures indicate the number of cases found in the data file. They cannot be interpreted as summary statistics of the population of interest.</i>			
<b># G010A: Verbal abuse</b>			
<b>Information</b>		[Type= discrete] [Format=numeric] [Range= 1-9] [Missing=*]	
<b>Statistics [NW/ W]</b>		[Valid=4012 /-] [Invalid=0 /-]	

**# G010A: Verbal abuse**

Value	Label	Cases	Percentage
1	Yes	196	4.9%
2	No	3813	95.0%
9	Missing value	3	0.1%

*Warning: these figures indicate the number of cases found in the data file. They cannot be interpreted as summary statistics of the population of interest.*

<b># G010B: Physical abuse</b>			
<b>Information</b>	[Type= discrete] [Format=numeric] [Range= 1-9] [Missing=*]		
<b>Statistics [NW/ W]</b>	[Valid=4012 /-] [Invalid=0 /-]		
<b>Value</b>	<b>Label</b>	<b>Cases</b>	<b>Percentage</b>
1	Yes	27	0.7%
2	No	3982	99.3%
9	Missing value	3	0.1%
<i>Warning: these figures indicate the number of cases found in the data file. They cannot be interpreted as summary statistics of the population of interest.</i>			
<b># G010C: Sexual harassment</b>			
<b>Information</b>	[Type= discrete] [Format=numeric] [Range= 1-9] [Missing=*]		
<b>Statistics [NW/ W]</b>	[Valid=4012 /-] [Invalid=0 /-]		
<b>Value</b>	<b>Label</b>	<b>Cases</b>	<b>Percentage</b>
1	Yes	4	0.1%
2	No	4005	99.8%
9	Missing value	3	0.1%
<i>Warning: these figures indicate the number of cases found in the data file. They cannot be interpreted as summary statistics of the population of interest.</i>			
<b># G010D: Neglect</b>			
<b>Information</b>	[Type= discrete] [Format=numeric] [Range= 1-9] [Missing=*]		
<b>Statistics [NW/ W]</b>	[Valid=4012 /-] [Invalid=0 /-]		
<b>Value</b>	<b>Label</b>	<b>Cases</b>	<b>Percentage</b>
1	Yes	227	5.7%
2	No	3782	94.3%
9	Missing value	3	0.1%
<i>Warning: these figures indicate the number of cases found in the data file. They cannot be interpreted as summary statistics of the population of interest.</i>			
<b># G010E: Non payment of salary</b>			
<b>Information</b>	[Type= discrete] [Format=numeric] [Range= 1-9] [Missing=*]		
<b>Statistics [NW/ W]</b>	[Valid=4012 /-] [Invalid=0 /-]		
<b>Value</b>	<b>Label</b>	<b>Cases</b>	<b>Percentage</b>
1	Yes	86	2.1%
2	No	3923	97.8%
9	Missing value	3	0.1%
<i>Warning: these figures indicate the number of cases found in the data file. They cannot be interpreted as summary statistics of the population of interest.</i>			
<b># G010F: Non payment of other benefits</b>			
<b>Information</b>	[Type= discrete] [Format=numeric] [Range= 1-9] [Missing=*]		
<b>Statistics [NW/ W]</b>	[Valid=4012 /-] [Invalid=0 /-]		
<b>Value</b>	<b>Label</b>	<b>Cases</b>	<b>Percentage</b>
1	Yes	59	1.5%
2	No	3950	98.5%
9	Missing value	3	0.1%
<i>Warning: these figures indicate the number of cases found in the data file. They cannot be interpreted as summary statistics of the population of interest.</i>			
<b># G010G: Delayed payments of salary</b>			
<b>Information</b>	[Type= discrete] [Format=numeric] [Range= 1-9] [Missing=*]		
<b>Statistics [NW/ W]</b>	[Valid=4012 /-] [Invalid=0 /-]		

**# G010G: Delayed payments of salary**

Value	Label	Cases	Percentage
1	Yes	148	3.7%
2	No	3861	96.2%
9	Missing value	3	0.1%

Warning: these figures indicate the number of cases found in the data file. They cannot be interpreted as summary statistics of the population of interest.

**# G010H: Delayed payments of benefits**

<b>Information</b>	[Type= discrete] [Format=numeric] [Range= 1-9] [Missing=*]
<b>Statistics [NW/ W]</b>	[Valid=4012 /-] [Invalid=0 /-]

Value	Label	Cases	Percentage
1	Yes	88	2.2%
2	No	3921	97.7%
9	Missing value	3	0.1%

Warning: these figures indicate the number of cases found in the data file. They cannot be interpreted as summary statistics of the population of interest.

**# G010I: Underpayment of salary**

<b>Information</b>	[Type= discrete] [Format=numeric] [Range= 1-9] [Missing=*]
<b>Statistics [NW/ W]</b>	[Valid=4012 /-] [Invalid=0 /-]

Value	Label	Cases	Percentage
1	Yes	392	9.8%
2	No	3617	90.2%
9	Missing value	3	0.1%

Warning: these figures indicate the number of cases found in the data file. They cannot be interpreted as summary statistics of the population of interest.

**# G010J: Fatigue**

<b>Information</b>	[Type= discrete] [Format=numeric] [Range= 1-9] [Missing=*]
<b>Statistics [NW/ W]</b>	[Valid=4012 /-] [Invalid=0 /-]

Value	Label	Cases	Percentage
1	Yes	763	19.0%
2	No	3246	80.9%
9	Missing value	3	0.1%

Warning: these figures indicate the number of cases found in the data file. They cannot be interpreted as summary statistics of the population of interest.

**# G010K: Excess workload/hours**

<b>Information</b>	[Type= discrete] [Format=numeric] [Range= 1-9] [Missing=*]
<b>Statistics [NW/ W]</b>	[Valid=4012 /-] [Invalid=0 /-]

Value	Label	Cases	Percentage
1	Yes	539	13.4%
2	No	3470	86.5%
9	Missing value	3	0.1%

Warning: these figures indicate the number of cases found in the data file. They cannot be interpreted as summary statistics of the population of interest.

**# G010L: Dependants**

<b>Information</b>	[Type= discrete] [Format=numeric] [Range= 1-9] [Missing=*]
<b>Statistics [NW/ W]</b>	[Valid=4012 /-] [Invalid=0 /-]

Value	Label	Cases	Percentage
1	Yes	190	4.7%

<b># G010L: Dependants</b>			
Value	Label	Cases	Percentage
2	No	3819	95.2%
9	Missing value	3	0.1%
<i>Warning: these figures indicate the number of cases found in the data file. They cannot be interpreted as summary statistics of the population of interest.</i>			
<b># G010M: Discrimination</b>			
<b>Information</b>	[Type= discrete] [Format=numeric] [Range= 1-9] [Missing=*]		
<b>Statistics [NW/ W]</b>	[Valid=4012 /-] [Invalid=0 /-]		
Value	Label	Cases	Percentage
1	Yes	13	0.3%
2	No	3995	99.6%
9	Missing value	4	0.1%
<i>Warning: these figures indicate the number of cases found in the data file. They cannot be interpreted as summary statistics of the population of interest.</i>			
<b># G010MS: Discrimination-Specify</b>			
<b>Information</b>	[Type= discrete] [Format=character] [Missing=*]		
<b>Statistics [NW/ W]</b>	[Valid=4 /-] [Invalid=0 /-]		
Value	Label	Cases	Percentage
2		2	50.0%
3		1	25.0%
REGIONALISM		1	25.0%
<i>Warning: these figures indicate the number of cases found in the data file. They cannot be interpreted as summary statistics of the population of interest.</i>			
<b># G010N: Other</b>			
<b>Information</b>	[Type= discrete] [Format=numeric] [Range= 1-9] [Missing=*]		
<b>Statistics [NW/ W]</b>	[Valid=4012 /-] [Invalid=0 /-]		
Value	Label	Cases	Percentage
1	Yes	82	2.0%
2	No	1188	29.6%
9		2742	68.3%
<i>Warning: these figures indicate the number of cases found in the data file. They cannot be interpreted as summary statistics of the population of interest.</i>			
<b># G010S: Other-Specify</b>			
<b>Information</b>	[Type= discrete] [Format=character] [Missing=*]		
<b>Statistics [NW/ W]</b>	[Valid=3 /-] [Invalid=0 /-]		
Value	Label	Cases	Percentage
IHINDAGURIKA RY'UMUSHAHA		1	33.3%
KUBURA AHO GUKORERA		1	33.3%
KUBURA UMWANYA WO KURUHUKA		1	33.3%
<i>Warning: these figures indicate the number of cases found in the data file. They cannot be interpreted as summary statistics of the population of interest.</i>			
<b># G020A: How do you react ?</b>			
<b>Information</b>	[Type= discrete] [Format=numeric] [Range= 1-99] [Missing=*]		
<b>Statistics [NW/ W]</b>	[Valid=1155 /-] [Invalid=2857 /-]		

### # G020A: How do you react ?

Value	Label	Cases	Percentage
1	Inform HR management	125	10.8%
2	Take painkillers	10	0.9%
3	Talk to family members	253	21.9%
4	Talk to supervisor	289	25.0%
5	Inform police/lawyers	10	0.9%
6	Inform manager/directors	23	2.0%
7	Talk to friend	123	10.6%
8	Ignore them	258	22.3%
10	Ombudsman	0	
12	Other (specify)	15	1.3%
99	Missing value	49	4.2%
Sysmiss		2857	

Warning: these figures indicate the number of cases found in the data file. They cannot be interpreted as summary statistics of the population of interest.

### # G020B: How do you react ?

<b>Information</b>	[Type= discrete] [Format=numeric] [Range= 1-99] [Missing=*]
<b>Statistics [NW/ W]</b>	[Valid=632 /-] [Invalid=3380 /-]

Value	Label	Cases	Percentage
1	Inform HR management	21	3.3%
2	Take painkillers	14	2.2%
3	Talk to family members	143	22.6%
4	Talk to supervisor	132	20.9%
5	Inform police/lawyers	19	3.0%
6	Inform manager/directors	12	1.9%
7	Talk to friend	196	31.0%
8	Ignore them	88	13.9%
10	Ombudsman	0	
12	Other (specify)	7	1.1%
99	Missing value	0	
Sysmiss		3380	

Warning: these figures indicate the number of cases found in the data file. They cannot be interpreted as summary statistics of the population of interest.

### # G020C: How do you react ?

<b>Information</b>	[Type= discrete] [Format=numeric] [Range= 1-99] [Missing=*]
<b>Statistics [NW/ W]</b>	[Valid=281 /-] [Invalid=3731 /-]

Value	Label	Cases	Percentage
1	Inform HR management	3	1.1%
2	Take painkillers	9	3.2%
3	Talk to family members	30	10.7%
4	Talk to supervisor	29	10.3%
5	Inform police/lawyers	10	3.6%
6	Inform manager/directors	4	1.4%
7	Talk to friend	136	48.4%
8	Ignore them	58	20.6%
10	Ombudsman	0	

### # G020C: How do you react ?

Value	Label	Cases	Percentage
12	Other (specify)	2	0.7%
99	Missing value	0	
System		3731	

Warning: these figures indicate the number of cases found in the data file. They cannot be interpreted as summary statistics of the population of interest.

### # G020S: Other-Specify

Information [Type= discrete] [Format=character] [Missing=\*]

Statistics [NW/ W] [Valid=27 /-] [Invalid=0 /-]

Value	Label	Cases	Percentage
.		1	3.7%
1		2	7.4%
2		1	3.7%
ABO BABONANA		1	3.7%
AJYA KURUHUKA		2	7.4%
AKABAZO GASHINZWE IBIBAZO		1	3.7%
AKANAMA GASHINZWE IBIBAZO		1	3.7%
ARABYIHANGA		1	3.7%
ARATEGEREZA		1	3.7%
DUTEGEREZA KO FRW ABONEKA		1	3.7%
GUHAGARIKA AKAZI		1	3.7%
GUSAKA URUHUSHYA RWO KUDAKORA		1	3.7%
KUBANZA GUKEMURA IKIBAZO		1	3.7%
KUBIBWIRA ABO DUKORANA		1	3.7%
KUBIGANIRA NABA KOZI BAKORANA\		1	3.7%
KUBYIHANGAN		1	3.7%
KUBYIHORERA NKABYAKIRA		1	3.7%
KURUHUKA		1	3.7%
KWIHANGANA		4	14.8%
NI UKUBYAKIRA		1	3.7%
NTA KIBAZOBI MUTERA UMUSARURO		1	3.7%

<b># G020S: Other-Specify</b>			
Value	Label	Cases	Percentage
NTACYO AKORA		1	3.7%
<i>Warning: these figures indicate the number of cases found in the data file. They cannot be interpreted as summary statistics of the population of interest.</i>			
<b># H010: M52:H010 Does your organization have a gender policy?</b>			
<b>Information</b>	[Type= discrete] [Format=numeric] [Range= 1-9] [Missing=*]		
<b>Statistics [NW/ W]</b>	[Valid=4012 /-] [Invalid=0 /-]		
Value	Label	Cases	Percentage
1	Yes	1587	39.6%
2	No	1961	48.9%
3	Don't know	462	11.5%
9	Missing value	2	0.0%
<i>Warning: these figures indicate the number of cases found in the data file. They cannot be interpreted as summary statistics of the population of interest.</i>			
<b># H020: M52:H020 Preferential treatment due to sex?</b>			
<b>Information</b>	[Type= discrete] [Format=numeric] [Range= 1-9] [Missing=*]		
<b>Statistics [NW/ W]</b>	[Valid=4012 /-] [Invalid=0 /-]		
Value	Label	Cases	Percentage
1	Yes	350	8.7%
2	No	3207	79.9%
3	Don't know	451	11.2%
9	Missing value	4	0.1%
<i>Warning: these figures indicate the number of cases found in the data file. They cannot be interpreted as summary statistics of the population of interest.</i>			
<b># H030A: Quota for women (managm.)</b>			
<b>Information</b>	[Type= discrete] [Format=numeric] [Range= 1-9] [Missing=*]		
<b>Statistics [NW/ W]</b>	[Valid=350 /-] [Invalid=3662 /-]		
Value	Label	Cases	Percentage
1	Yes	49	14.0%
2	No	282	80.6%
3	Don't know	19	5.4%
9	Missing value	0	
Sysmiss		3662	
<i>Warning: these figures indicate the number of cases found in the data file. They cannot be interpreted as summary statistics of the population of interest.</i>			
<b># H030B: Overall quota for women</b>			
<b>Information</b>	[Type= discrete] [Format=numeric] [Range= 1-9] [Missing=*]		
<b>Statistics [NW/ W]</b>	[Valid=350 /-] [Invalid=3662 /-]		
Value	Label	Cases	Percentage
1	Yes	55	15.7%
2	No	279	79.7%
3	Don't know	16	4.6%
9	Missing value	0	
Sysmiss		3662	
<i>Warning: these figures indicate the number of cases found in the data file. They cannot be interpreted as summary statistics of the population of interest.</i>			



<b># H030C: Pref. recruitment for women</b>			
<b>Information</b>	[Type= discrete] [Format=numeric] [Range= 1-9] [Missing=*]		
<b>Statistics [NW/ W]</b>	[Valid=350 /-] [Invalid=3662 /-]		
<b>Value</b>	<b>Label</b>	<b>Cases</b>	<b>Percentage</b>
1	Yes	58	16.6%
2	No	278	79.4%
3	Don't know	14	4.0%
9	Missing value	0	
Sysmiss		3662	
<i>Warning: these figures indicate the number of cases found in the data file. They cannot be interpreted as summary statistics of the population of interest.</i>			
<b># H030D: Pref. recruitment for men</b>			
<b>Information</b>	[Type= discrete] [Format=numeric] [Range= 1-9] [Missing=*]		
<b>Statistics [NW/ W]</b>	[Valid=350 /-] [Invalid=3662 /-]		
<b>Value</b>	<b>Label</b>	<b>Cases</b>	<b>Percentage</b>
1	Yes	256	73.1%
2	No	88	25.1%
3	Don't know	6	1.7%
9	Missing value	0	
Sysmiss		3662	
<i>Warning: these figures indicate the number of cases found in the data file. They cannot be interpreted as summary statistics of the population of interest.</i>			
<b># H030F: Differential retirement age</b>			
<b>Information</b>	[Type= discrete] [Format=numeric] [Range= 1-9] [Missing=*]		
<b>Statistics [NW/ W]</b>	[Valid=350 /-] [Invalid=3662 /-]		
<b>Value</b>	<b>Label</b>	<b>Cases</b>	<b>Percentage</b>
1	Yes	53	15.1%
2	No	267	76.3%
3	Don't know	30	8.6%
9	Missing value	0	
Sysmiss		3662	
<i>Warning: these figures indicate the number of cases found in the data file. They cannot be interpreted as summary statistics of the population of interest.</i>			
<b># H030G: Preferential payment</b>			
<b>Information</b>	[Type= discrete] [Format=numeric] [Range= 1-9] [Missing=*]		
<b>Statistics [NW/ W]</b>	[Valid=350 /-] [Invalid=3662 /-]		
<b>Value</b>	<b>Label</b>	<b>Cases</b>	<b>Percentage</b>
1	Yes	43	12.3%
2	No	287	82.0%
3	Don't know	20	5.7%
9	Missing value	0	
Sysmiss		3662	
<i>Warning: these figures indicate the number of cases found in the data file. They cannot be interpreted as summary statistics of the population of interest.</i>			
<b># H030H: Others (specify)</b>			
<b>Information</b>	[Type= discrete] [Format=numeric] [Range= 1-9] [Missing=*]		
<b>Statistics [NW/ W]</b>	[Valid=350 /-] [Invalid=3662 /-]		

**# H030H: Others (specify)**

Value	Label	Cases	Percentage
1	Yes	4	1.1%
2	No	324	92.6%
3	Don't know	22	6.3%
9	Missing value	0	
Systemmiss		3662	

Warning: these figures indicate the number of cases found in the data file. They cannot be interpreted as summary statistics of the population of interest.

**# H030S: Other-Specify**

<b>Information</b>	[Type= discrete] [Format=character] [Missing=*]
--------------------	---

<b>Statistics [NW/ W]</b>	[Valid=3 /-] [Invalid=0 /-]
---------------------------	-----------------------------

Value	Label	Cases	Percentage
IVANGAMUTUN RIRINGANIJE		1	33.3%
MURI SERV.N'ABAKO GUSA,MU G		1	33.3%
UMUGABO AFASHA UMUGORE MU KAZI		1	33.3%

Warning: these figures indicate the number of cases found in the data file. They cannot be interpreted as summary statistics of the population of interest.

**# H040A: Quota for women (managm.)**

<b>Information</b>	[Type= discrete] [Format=numeric] [Range= 1-9] [Missing=*]
--------------------	--

<b>Statistics [NW/ W]</b>	[Valid=4012 /-] [Invalid=0 /-]
---------------------------	--------------------------------

Value	Label	Cases	Percentage
1	Yes	2107	52.5%
2	No	1902	47.4%
9	Missing value	3	0.1%

Warning: these figures indicate the number of cases found in the data file. They cannot be interpreted as summary statistics of the population of interest.

**# H040B: Overall quota for women**

<b>Information</b>	[Type= discrete] [Format=numeric] [Range= 1-9] [Missing=*]
--------------------	--

<b>Statistics [NW/ W]</b>	[Valid=4012 /-] [Invalid=0 /-]
---------------------------	--------------------------------

Value	Label	Cases	Percentage
1	Yes	1955	48.7%
2	No	2054	51.2%
9	Missing value	3	0.1%

Warning: these figures indicate the number of cases found in the data file. They cannot be interpreted as summary statistics of the population of interest.

**# H040C: Pref. recruitment for women**

<b>Information</b>	[Type= discrete] [Format=numeric] [Range= 1-9] [Missing=*]
--------------------	--

<b>Statistics [NW/ W]</b>	[Valid=4012 /-] [Invalid=0 /-]
---------------------------	--------------------------------

Value	Label	Cases	Percentage
1	Yes	1007	25.1%
2	No	3001	74.8%
9	Missing value	4	0.1%

Warning: these figures indicate the number of cases found in the data file. They cannot be interpreted as summary statistics of the population of interest.

<b># H040D: Pref. recruitment for men</b>			
<b>Information</b>	[Type= discrete] [Format=numeric] [Range= 1-9] [Missing=*]		
<b>Statistics [NW/ W]</b>	[Valid=4012 /-] [Invalid=0 /-]		
<b>Value</b>	<b>Label</b>	<b>Cases</b>	<b>Percentage</b>
1	Yes	646	16.1%
2	No	3361	83.8%
9	Missing value	5	0.1%
<i>Warning: these figures indicate the number of cases found in the data file. They cannot be interpreted as summary statistics of the population of interest.</i>			
<b># H040H: Maternity leave</b>			
<b>Information</b>	[Type= discrete] [Format=numeric] [Range= 1-9] [Missing=*]		
<b>Statistics [NW/ W]</b>	[Valid=4012 /-] [Invalid=0 /-]		
<b>Value</b>	<b>Label</b>	<b>Cases</b>	<b>Percentage</b>
1	Yes	3409	85.0%
2	No	599	14.9%
9	Missing value	4	0.1%
<i>Warning: these figures indicate the number of cases found in the data file. They cannot be interpreted as summary statistics of the population of interest.</i>			
<b># H040E: Differential retirement age</b>			
<b>Information</b>	[Type= discrete] [Format=numeric] [Range= 1-9] [Missing=*]		
<b>Statistics [NW/ W]</b>	[Valid=4012 /-] [Invalid=0 /-]		
<b>Value</b>	<b>Label</b>	<b>Cases</b>	<b>Percentage</b>
1	Yes	1338	33.3%
2	No	2670	66.6%
9	Missing value	4	0.1%
<i>Warning: these figures indicate the number of cases found in the data file. They cannot be interpreted as summary statistics of the population of interest.</i>			
<b># H040F: Preferential payment</b>			
<b>Information</b>	[Type= discrete] [Format=numeric] [Range= 1-9] [Missing=*]		
<b>Statistics [NW/ W]</b>	[Valid=4012 /-] [Invalid=0 /-]		
<b>Value</b>	<b>Label</b>	<b>Cases</b>	<b>Percentage</b>
1	Yes	431	10.7%
2	No	3577	89.2%
9	Missing value	4	0.1%
<i>Warning: these figures indicate the number of cases found in the data file. They cannot be interpreted as summary statistics of the population of interest.</i>			
<b># H040G: Others (specify)</b>			
<b>Information</b>	[Type= discrete] [Format=numeric] [Range= 1-9] [Missing=*]		
<b>Statistics [NW/ W]</b>	[Valid=4012 /-] [Invalid=0 /-]		
<b>Value</b>	<b>Label</b>	<b>Cases</b>	<b>Percentage</b>
1	Yes	23	0.6%
2	No	3982	99.3%
9	Missing value	7	0.2%
<i>Warning: these figures indicate the number of cases found in the data file. They cannot be interpreted as summary statistics of the population of interest.</i>			
<b># H040S: Other-Specify</b>			
<b>Information</b>	[Type= discrete] [Format=character] [Missing=*]		
<b>Statistics [NW/ W]</b>	[Valid=8 /-] [Invalid=0 /-]		

### # H040S: Other-Specify

Value	Label	Cases	Percentage
GUCA IHOHOTERWA RY'ABAGORE		1	12.5%
GUKANGURIRA ABAGORE IBY'IMYUGA		1	12.5%
GUTANGA AKAZI UGENDEYE KUBUSHO		1	12.5%
KUGIRA UBURENGANZI BUNGANA		1	12.5%
KUREBA UBUSHOBOZI		1	12.5%
KUTAVANGURU IBITSINA		1	12.5%
NTABYO NZI		1	12.5%
UBURINGANIRI		1	12.5%

Warning: these figures indicate the number of cases found in the data file. They cannot be interpreted as summary statistics of the population of interest.

### # I010: M52:I010 Has your organization introduced the use of ICT?

<b>Information</b>	[Type= discrete] [Format=numeric] [Range= 1-9] [Missing=*]
<b>Statistics [NW/ W]</b>	[Valid=4012 /-] [Invalid=0 /-]

Value	Label	Cases	Percentage
1	Yes	163	4.1%
2	No	3848	95.9%
9	Missing value	1	0.0%

Warning: these figures indicate the number of cases found in the data file. They cannot be interpreted as summary statistics of the population of interest.

### # I020A: Production

<b>Information</b>	[Type= discrete] [Format=numeric] [Range= 1-9] [Missing=*]
<b>Statistics [NW/ W]</b>	[Valid=163 /-] [Invalid=3849 /-]

Value	Label	Cases	Percentage
1	Yes	149	91.4%
2	No	8	4.9%
3	Don't know	6	3.7%
9	Missing value	0	
Sysmiss		3849	

Warning: these figures indicate the number of cases found in the data file. They cannot be interpreted as summary statistics of the population of interest.

### # I020B: Marketing

<b>Information</b>	[Type= discrete] [Format=numeric] [Range= 1-9] [Missing=*]
<b>Statistics [NW/ W]</b>	[Valid=163 /-] [Invalid=3849 /-]

Value	Label	Cases	Percentage
1	Yes	38	23.3%
2	No	115	70.6%
3	Don't know	10	6.1%
9	Missing value	0	

<b># I020B: Marketing</b>			
Value	Label	Cases	Percentage
Sysmiss		3849	
<i>Warning: these figures indicate the number of cases found in the data file. They cannot be interpreted as summary statistics of the population of interest.</i>			
<b># I020C: Human resource management</b>			
<b>Information</b>	[Type= discrete] [Format=numeric] [Range= 1-9] [Missing=*]		
<b>Statistics [NW/ W]</b>	[Valid=163 /-] [Invalid=3849 /-]		
Value	Label	Cases	Percentage
1	Yes	33	20.2%
2	No	121	74.2%
3	Don't know	9	5.5%
9	Missing value	0	
Sysmiss		3849	
<i>Warning: these figures indicate the number of cases found in the data file. They cannot be interpreted as summary statistics of the population of interest.</i>			
<b># I020D: Communication</b>			
<b>Information</b>	[Type= discrete] [Format=numeric] [Range= 1-9] [Missing=*]		
<b>Statistics [NW/ W]</b>	[Valid=163 /-] [Invalid=3849 /-]		
Value	Label	Cases	Percentage
1	Yes	58	35.6%
2	No	98	60.1%
3	Don't know	7	4.3%
9	Missing value	0	
Sysmiss		3849	
<i>Warning: these figures indicate the number of cases found in the data file. They cannot be interpreted as summary statistics of the population of interest.</i>			
<b># I020E: Records management</b>			
<b>Information</b>	[Type= discrete] [Format=numeric] [Range= 1-9] [Missing=*]		
<b>Statistics [NW/ W]</b>	[Valid=163 /-] [Invalid=3849 /-]		
Value	Label	Cases	Percentage
1	Yes	107	65.6%
2	No	49	30.1%
3	Don't know	7	4.3%
9	Missing value	0	
Sysmiss		3849	
<i>Warning: these figures indicate the number of cases found in the data file. They cannot be interpreted as summary statistics of the population of interest.</i>			
<b># I020F: Accounting/Finance/Budgeting</b>			
<b>Information</b>	[Type= discrete] [Format=numeric] [Range= 1-9] [Missing=*]		
<b>Statistics [NW/ W]</b>	[Valid=163 /-] [Invalid=3849 /-]		
Value	Label	Cases	Percentage
1	Yes	94	57.7%
2	No	59	36.2%
3	Don't know	10	6.1%
9	Missing value	0	
Sysmiss		3849	
<i>Warning: these figures indicate the number of cases found in the data file. They cannot be interpreted as summary statistics of the population of interest.</i>			

<b># I020H: Recruitment</b>			
<b>Information</b>		[Type= discrete] [Format=numeric] [Range= 1-9] [Missing=*]	
<b>Statistics [NW/ W]</b>		[Valid=163 /-] [Invalid=3849 /-]	
<b>Value</b>	<b>Label</b>	<b>Cases</b>	<b>Percentage</b>
1	Yes	2	1.2%
2	No	152	93.3%
3	Don't know	9	5.5%
9	Missing value	0	
Sysmiss		3849	
<i>Warning: these figures indicate the number of cases found in the data file. They cannot be interpreted as summary statistics of the population of interest.</i>			
<b># I020G: Others (specify)</b>			
<b>Information</b>		[Type= discrete] [Format=numeric] [Range= 1-9] [Missing=*]	
<b>Statistics [NW/ W]</b>		[Valid=163 /-] [Invalid=3849 /-]	
<b>Value</b>	<b>Label</b>	<b>Cases</b>	<b>Percentage</b>
1	Yes	5	3.1%
2	No	150	92.0%
3	Don't know	8	4.9%
9	Missing value	0	
Sysmiss		3849	
<i>Warning: these figures indicate the number of cases found in the data file. They cannot be interpreted as summary statistics of the population of interest.</i>			
<b># I020S: Other-Specify</b>			
<b>Information</b>		[Type= discrete] [Format=character] [Missing=*]	
<b>Statistics [NW/ W]</b>		[Valid=0 /-] [Invalid=0 /-]	
<b># I030A: Production</b>			
<b>Information</b>		[Type= discrete] [Format=numeric] [Range= 1-9] [Missing=*]	
<b>Statistics [NW/ W]</b>		[Valid=163 /-] [Invalid=3849 /-]	
<b>Value</b>	<b>Label</b>	<b>Cases</b>	<b>Percentage</b>
1	Increased/improved	145	89.0%
2	Decreased	1	0.6%
3	No effect	2	1.2%
4	Not applicable	8	4.9%
8	Don't know	7	4.3%
9	Missing value	0	
Sysmiss		3849	
<i>Warning: these figures indicate the number of cases found in the data file. They cannot be interpreted as summary statistics of the population of interest.</i>			
<b># I030B: Marketing</b>			
<b>Information</b>		[Type= discrete] [Format=numeric] [Range= 1-9] [Missing=*]	
<b>Statistics [NW/ W]</b>		[Valid=163 /-] [Invalid=3849 /-]	
<b>Value</b>	<b>Label</b>	<b>Cases</b>	<b>Percentage</b>
1	Increased/improved	34	20.9%
2	Decreased	3	1.8%
3	No effect	1	0.6%
4	Not applicable	114	69.9%
8	Don't know	11	6.7%

**# I030B: Marketing**

<b>Value</b>	<b>Label</b>	<b>Cases</b>	<b>Percentage</b>
9	Missing value	0	
Sysmiss		3849	

*Warning: these figures indicate the number of cases found in the data file. They cannot be interpreted as summary statistics of the population of interest.*

<b># I030C: Human resource management</b>			
<b>Information</b>		[Type= discrete] [Format=numeric] [Range= 1-9] [Missing=*]	
<b>Statistics [NW/ W]</b>		[Valid=163 /-] [Invalid=3849 /-]	
<b>Value</b>	<b>Label</b>	<b>Cases</b>	<b>Percentage</b>
1	Increased/improved	31	19.0%
2	Decreased	4	2.5%
3	No effect	1	0.6%
4	Not applicable	119	73.0%
8	Don't know	8	4.9%
9	Missing value	0	
Sysmiss		3849	
<i>Warning: these figures indicate the number of cases found in the data file. They cannot be interpreted as summary statistics of the population of interest.</i>			
<b># I030D: Communication</b>			
<b>Information</b>		[Type= discrete] [Format=numeric] [Range= 1-9] [Missing=*]	
<b>Statistics [NW/ W]</b>		[Valid=163 /-] [Invalid=3849 /-]	
<b>Value</b>	<b>Label</b>	<b>Cases</b>	<b>Percentage</b>
1	Increased/improved	56	34.4%
2	Decreased	4	2.5%
3	No effect	0	
4	Not applicable	98	60.1%
8	Don't know	5	3.1%
9	Missing value	0	
Sysmiss		3849	
<i>Warning: these figures indicate the number of cases found in the data file. They cannot be interpreted as summary statistics of the population of interest.</i>			
<b># I030E: Records management</b>			
<b>Information</b>		[Type= discrete] [Format=numeric] [Range= 1-9] [Missing=*]	
<b>Statistics [NW/ W]</b>		[Valid=163 /-] [Invalid=3849 /-]	
<b>Value</b>	<b>Label</b>	<b>Cases</b>	<b>Percentage</b>
1	Increased/improved	103	63.2%
2	Decreased	3	1.8%
3	No effect	2	1.2%
4	Not applicable	50	30.7%
8	Don't know	5	3.1%
9	Missing value	0	
Sysmiss		3849	
<i>Warning: these figures indicate the number of cases found in the data file. They cannot be interpreted as summary statistics of the population of interest.</i>			
<b># I030F: Accounting/Finance/Budgeting</b>			
<b>Information</b>		[Type= discrete] [Format=numeric] [Range= 1-9] [Missing=*]	
<b>Statistics [NW/ W]</b>		[Valid=163 /-] [Invalid=3849 /-]	
<b>Value</b>	<b>Label</b>	<b>Cases</b>	<b>Percentage</b>
1	Increased/improved	87	53.4%
2	Decreased	4	2.5%
3	No effect	1	0.6%
4	Not applicable	58	35.6%



<b># I030F: Accounting/Finance/Budgeting</b>			
<b>Value</b>	<b>Label</b>	<b>Cases</b>	<b>Percentage</b>
8	Don't know	13	8.0%
9	Missing value	0	
Sysmiss		3849	
<i>Warning: these figures indicate the number of cases found in the data file. They cannot be interpreted as summary statistics of the population of interest.</i>			
<b># I030H: Recruitment</b>			
<b>Information</b>	[Type= discrete] [Format=numeric] [Range= 1-9] [Missing=*]		
<b>Statistics [NW/ W]</b>	[Valid=163 /-] [Invalid=3849 /-]		
<b>Value</b>	<b>Label</b>	<b>Cases</b>	<b>Percentage</b>
1	Increased/improved	2	1.2%
2	Decreased	6	3.7%
3	No effect	0	
4	Not applicable	144	88.3%
8	Don't know	11	6.7%
9	Missing value	0	
Sysmiss		3849	
<i>Warning: these figures indicate the number of cases found in the data file. They cannot be interpreted as summary statistics of the population of interest.</i>			
<b># I030G: Others (specify)</b>			
<b>Information</b>	[Type= discrete] [Format=numeric] [Range= 1-9] [Missing=*]		
<b>Statistics [NW/ W]</b>	[Valid=163 /-] [Invalid=3849 /-]		
<b>Value</b>	<b>Label</b>	<b>Cases</b>	<b>Percentage</b>
1	Increased/improved	5	3.1%
2	Decreased	5	3.1%
3	No effect	1	0.6%
4	Not applicable	144	88.3%
8	Don't know	8	4.9%
9	Missing value	0	
Sysmiss		3849	
<i>Warning: these figures indicate the number of cases found in the data file. They cannot be interpreted as summary statistics of the population of interest.</i>			
<b># I030S: Other-Specify</b>			
<b>Information</b>	[Type= discrete] [Format=character] [Missing=*]		
<b>Statistics [NW/ W]</b>	[Valid=0 /-] [Invalid=0 /-]		
<b># I040A: Individual Computer</b>			
<b>Information</b>	[Type= discrete] [Format=numeric] [Range= 1-9] [Missing=*]		
<b>Statistics [NW/ W]</b>	[Valid=163 /-] [Invalid=3849 /-]		
<b>Value</b>	<b>Label</b>	<b>Cases</b>	<b>Percentage</b>
1	Yes	48	29.4%
2	No	115	70.6%
9	Missing value	0	
Sysmiss		3849	
<i>Warning: these figures indicate the number of cases found in the data file. They cannot be interpreted as summary statistics of the population of interest.</i>			
<b># I040B: Shared computer</b>			
<b>Information</b>	[Type= discrete] [Format=numeric] [Range= 1-9] [Missing=*]		

<b># I040B: Shared computer</b>			
<b>Statistics [NW/ W]</b>		[Valid=163 /-] [Invalid=3849 /-]	
<b>Value</b>	<b>Label</b>	<b>Cases</b>	<b>Percentage</b>
1	Yes	43	26.4%
2	No	120	73.6%
9	Missing value	0	
Sysmiss		3849	
<i>Warning: these figures indicate the number of cases found in the data file. They cannot be interpreted as summary statistics of the population of interest.</i>			
<b># I040C: Private access to email</b>			
<b>Information</b>		[Type= discrete] [Format=numeric] [Range= 1-9] [Missing=*]	
<b>Statistics [NW/ W]</b>		[Valid=163 /-] [Invalid=3849 /-]	
<b>Value</b>	<b>Label</b>	<b>Cases</b>	<b>Percentage</b>
1	Yes	49	30.1%
2	No	114	69.9%
9	Missing value	0	
Sysmiss		3849	
<i>Warning: these figures indicate the number of cases found in the data file. They cannot be interpreted as summary statistics of the population of interest.</i>			
<b># I040D: Common access to email</b>			
<b>Information</b>		[Type= discrete] [Format=numeric] [Range= 1-9] [Missing=*]	
<b>Statistics [NW/ W]</b>		[Valid=163 /-] [Invalid=3849 /-]	
<b>Value</b>	<b>Label</b>	<b>Cases</b>	<b>Percentage</b>
1	Yes	12	7.4%
2	No	151	92.6%
9	Missing value	0	
Sysmiss		3849	
<i>Warning: these figures indicate the number of cases found in the data file. They cannot be interpreted as summary statistics of the population of interest.</i>			
<b># I040E: Access to internet</b>			
<b>Information</b>		[Type= discrete] [Format=numeric] [Range= 1-9] [Missing=*]	
<b>Statistics [NW/ W]</b>		[Valid=163 /-] [Invalid=3849 /-]	
<b>Value</b>	<b>Label</b>	<b>Cases</b>	<b>Percentage</b>
1	Yes	43	26.4%
2	No	120	73.6%
9	Missing value	0	
Sysmiss		3849	
<i>Warning: these figures indicate the number of cases found in the data file. They cannot be interpreted as summary statistics of the population of interest.</i>			
<b># I040F: Others (specify).</b>			
<b>Information</b>		[Type= discrete] [Format=numeric] [Range= 1-9] [Missing=*]	
<b>Statistics [NW/ W]</b>		[Valid=163 /-] [Invalid=3849 /-]	
<b>Value</b>	<b>Label</b>	<b>Cases</b>	<b>Percentage</b>
1	Yes	3	1.8%
2	No	160	98.2%
9	Missing value	0	
Sysmiss		3849	
<i>Warning: these figures indicate the number of cases found in the data file. They cannot be interpreted as summary statistics of the population of interest.</i>			

<b># I040S: Other-Specify</b>			
<b>Information</b>	[Type= discrete] [Format=character] [Missing=*]		
<b>Statistics [NW/ W]</b>	[Valid=1 /-] [Invalid=0 /-]		
<b>Value</b>	<b>Label</b>	<b>Cases</b>	<b>Percentage</b>
MASHINE YUMISHA IMISATSI		1	100.0%
<i>Warning: these figures indicate the number of cases found in the data file. They cannot be interpreted as summary statistics of the population of interest.</i>			
<b># I050A: Individual Computer</b>			
<b>Information</b>	[Type= discrete] [Format=numeric] [Range= 1-9] [Missing=*]		
<b>Statistics [NW/ W]</b>	[Valid=163 /-] [Invalid=3849 /-]		
<b>Value</b>	<b>Label</b>	<b>Cases</b>	<b>Percentage</b>
1	Yes	78	47.9%
2	No	84	51.5%
9	Missing value	1	0.6%
Sysmiss		3849	
<i>Warning: these figures indicate the number of cases found in the data file. They cannot be interpreted as summary statistics of the population of interest.</i>			
<b># I050B: Shared computer</b>			
<b>Information</b>	[Type= discrete] [Format=numeric] [Range= 1-9] [Missing=*]		
<b>Statistics [NW/ W]</b>	[Valid=163 /-] [Invalid=3849 /-]		
<b>Value</b>	<b>Label</b>	<b>Cases</b>	<b>Percentage</b>
1	Yes	27	16.6%
2	No	135	82.8%
9	Missing value	1	0.6%
Sysmiss		3849	
<i>Warning: these figures indicate the number of cases found in the data file. They cannot be interpreted as summary statistics of the population of interest.</i>			
<b># I050C: Private access to email</b>			
<b>Information</b>	[Type= discrete] [Format=numeric] [Range= 1-9] [Missing=*]		
<b>Statistics [NW/ W]</b>	[Valid=163 /-] [Invalid=3849 /-]		
<b>Value</b>	<b>Label</b>	<b>Cases</b>	<b>Percentage</b>
1	Yes	81	49.7%
2	No	81	49.7%
9	Missing value	1	0.6%
Sysmiss		3849	
<i>Warning: these figures indicate the number of cases found in the data file. They cannot be interpreted as summary statistics of the population of interest.</i>			
<b># I050D: Common access to email</b>			
<b>Information</b>	[Type= discrete] [Format=numeric] [Range= 1-9] [Missing=*]		
<b>Statistics [NW/ W]</b>	[Valid=163 /-] [Invalid=3849 /-]		
<b>Value</b>	<b>Label</b>	<b>Cases</b>	<b>Percentage</b>
1	Yes	4	2.5%
2	No	158	96.9%
9	Missing value	1	0.6%
Sysmiss		3849	
<i>Warning: these figures indicate the number of cases found in the data file. They cannot be interpreted as summary statistics of the population of interest.</i>			

<b># I050E: Access to internet</b>			
<b>Information</b>	[Type= discrete] [Format=numeric] [Range= 1-9] [Missing=*]		
<b>Statistics [NW/ W]</b>	[Valid=163 /-] [Invalid=3849 /-]		
<b>Value</b>	<b>Label</b>	<b>Cases</b>	<b>Percentage</b>
1	Yes	84	51.5%
2	No	78	47.9%
9	Missing value	1	0.6%
Sysmiss		3849	
<i>Warning: these figures indicate the number of cases found in the data file. They cannot be interpreted as summary statistics of the population of interest.</i>			
<b># I050F: Others (specify).</b>			
<b>Information</b>	[Type= discrete] [Format=numeric] [Range= 1-9] [Missing=*]		
<b>Statistics [NW/ W]</b>	[Valid=163 /-] [Invalid=3849 /-]		
<b>Value</b>	<b>Label</b>	<b>Cases</b>	<b>Percentage</b>
1	Yes	10	6.1%
2	No	152	93.3%
9	Missing value	1	0.6%
Sysmiss		3849	
<i>Warning: these figures indicate the number of cases found in the data file. They cannot be interpreted as summary statistics of the population of interest.</i>			
<b># I050S: Other-Specify</b>			
<b>Information</b>	[Type= discrete] [Format=character] [Missing=*]		
<b>Statistics [NW/ W]</b>	[Valid=1 /-] [Invalid=0 /-]		
<b>Value</b>	<b>Label</b>	<b>Cases</b>	<b>Percentage</b>
MACHINE IDEFIRIZA		1	100.0%
<i>Warning: these figures indicate the number of cases found in the data file. They cannot be interpreted as summary statistics of the population of interest.</i>			
<b># I060: Do you feel properly equipped to make fully use of the potential of ICT at your workplace?</b>			
<b>Information</b>	[Type= discrete] [Format=numeric] [Range= 1-9] [Missing=*]		
<b>Statistics [NW/ W]</b>	[Valid=163 /-] [Invalid=3849 /-]		
<b>Value</b>	<b>Label</b>	<b>Cases</b>	<b>Percentage</b>
1	Yes	40	24.5%
2	No, lack of skills	22	13.5%
3	No, lack of enough equipment	28	17.2%
4	No Lack of skills and equipment	20	12.3%
9	Missing value	53	32.5%
Sysmiss		3849	
<i>Warning: these figures indicate the number of cases found in the data file. They cannot be interpreted as summary statistics of the population of interest.</i>			
<b># J010: M52:J010 Monthly gross earnings</b>			
<b>Information</b>	[Type= continuous] [Format=numeric] [Range= 1000-400000] [Missing=*/99999999/0]		
<b>Statistics [NW/ W]</b>	[Valid=3309 /-] [Invalid=703 /-] [Mean=26729.535 /-] [StdDev=26079.63 /-]		
<b>Value</b>	<b>Label</b>	<b>Cases</b>	<b>Percentage</b>
99999999	Not specified	22	
<i>Warning: these figures indicate the number of cases found in the data file. They cannot be interpreted as summary statistics of the population of interest.</i>			
<b># J011: M52:J011 What is your monthly net earnings?</b>			
<b>Information</b>	[Type= continuous] [Format=numeric] [Range= 1000-700000] [Missing=*/99999999]		

<b># J011: M52:J011 What is your monthly net earnings?</b>			
<b>Statistics [NW/ W]</b>		[Valid=3329 /-] [Invalid=683 /-] [Mean=26516.803 /-] [StdDev=27739.613 /-]	
<b>Value</b>	<b>Label</b>	<b>Cases</b>	<b>Percentage</b>
99999999	Not specified	2	
<i>Warning: these figures indicate the number of cases found in the data file. They cannot be interpreted as summary statistics of the population of interest.</i>			
<b># J020: M52:J020 Mode of your mounly payment?</b>			
<b>Information</b>		[Type= discrete] [Format=numeric] [Range= 1-9] [Missing=*]	
<b>Statistics [NW/ W]</b>		[Valid=3331 /-] [Invalid=681 /-]	
<b>Value</b>	<b>Label</b>	<b>Cases</b>	<b>Percentage</b>
1	Paid to me directly/my bank	3302	99.1%
2	Paid to my spouse	6	0.2%
3	Paid to my relatives	5	0.2%
4	Paid to employment agent	1	0.0%
5	Paid to school/TVET institute	1	0.0%
6	Others (specify)	8	0.2%
9	Missing value	8	0.2%
Sysmiss		681	
<i>Warning: these figures indicate the number of cases found in the data file. They cannot be interpreted as summary statistics of the population of interest.</i>			
<b># J020S: Other-Specify</b>			
<b>Information</b>		[Type= discrete] [Format=character] [Missing=*]	
<b>Statistics [NW/ W]</b>		[Valid=7 /-] [Invalid=0 /-]	
<b>Value</b>	<b>Label</b>	<b>Cases</b>	<b>Percentage</b>
ABAKIRIYA BAYAMPA MUNTOKI		1	14.3%
BATWISHYURII MUTUELLE DE SANT		1	14.3%
BAYATANGA MU KIMINA		1	14.3%
COOPERATIVE		1	14.3%
MURI COOPERATIVE		1	14.3%
TURAYIBIKIRA		1	14.3%
UMUFASHA ARANGENERA		1	14.3%
<i>Warning: these figures indicate the number of cases found in the data file. They cannot be interpreted as summary statistics of the population of interest.</i>			
<b># J030: M52:J030 Do you have another occupation / job/employment?</b>			
<b>Information</b>		[Type= discrete] [Format=numeric] [Range= 1-9] [Missing=*]	
<b>Statistics [NW/ W]</b>		[Valid=4012 /-] [Invalid=0 /-]	
<b>Value</b>	<b>Label</b>	<b>Cases</b>	<b>Percentage</b>
1	No	3277	81.7%
2	Yes, another employment	221	5.5%
3	Yes, another business (self-empl.)	70	1.7%
4	Yes, farming	440	11.0%
9	Missing value	4	0.1%
<i>Warning: these figures indicate the number of cases found in the data file. They cannot be interpreted as summary statistics of the population of interest.</i>			

# J040: M52:J040 If yes, what kind of occupation / job

Information		[Type= discrete] [Format=character] [Missing=*]	
Statistics [NW/ W]		[Valid=730 /-] [Invalid=0 /-]	
Value	Label	Cases	Percentage
ABA MU ISHYIRAHAMW RIHINGA I		1	0.1%
ABAHINZI BW'IMBOGA		1	0.1%
ACURA IMBABURA		1	0.1%
ACURUZA IMIGATI		1	0.1%
ACURUZA IMYENDA		1	0.1%
ACURUZA IMYENDE		1	0.1%
ACURUZA INZOGA		1	0.1%
ACURUZA MWISOKO INKWETO Z'ABAN		1	0.1%
ACURUZA NO MUYINDI BOUTIQUE		1	0.1%
ACURUZA UBUCONSHO		1	0.1%
ADANDAZA INYANYA		1	0.1%
AFITE AKABARET K'URWARWA		1	0.1%
AFITE BAR Y'INZOGA		1	0.1%
AFITE IGARE AKODESHA		1	0.1%
AFITE RESTAURENT		1	0.1%
AHINGA IBIGORI		1	0.1%
AHINGA IBIRAYI		3	0.4%
AHINGA IBISHIMBO		1	0.1%
AHINGA IBISHYIMBO		3	0.4%
AHINGA IBISHYIMBO BYO KUBATUNG		1	0.1%
AHINGA IBITUNGA URUGO		1	0.1%
AHINGA IMYUMBATI		1	0.1%

# J040: M52:J040 If yes, what kind of occupation / job

Value	Label	Cases	Percentage
AHINGA IMYUMBATI N'IBISHYIMBO		1	0.1%
AHINGA UBUNYOBWA N'IBINDI		1	0.1%
AIDE MACON		1	0.1%
AKABARI		2	0.3%
AKAZI AKO ARIKO KOSE		1	0.1%
AKORA AMASHANYAR		1	0.1%
AKORA IRONDO		1	0.1%
AKORA MU RUGO RWE		1	0.1%
AKORA MUBUHINZI&U		1	0.1%
AKORA UBUHINZI		1	0.1%
AKORA UBUHINZI BW'IBIGORI		1	0.1%
AKORA UBUHINZI NGANDURARU		1	0.1%
AKORA UBUKARANI		1	0.1%
AMASAHA		1	0.1%
APAKIRA IBIHOHO BIRIMO IBITI		1	0.1%
ARAFOTORA		1	0.1%
ARAHINDA IMYAKA ITANDUKANYE		1	0.1%
ARAHINGA		2	0.3%
ARAHINGA BY'ISOKO,UMU		1	0.1%
ARAHINGA IBISHYIMBO		1	0.1%
ARAHINGA IBISHYIMBO,AM		1	0.1%
ARAHINGA INYANYA		1	0.1%
ARARA IZAMU KUMA BOUTIQUES		1	0.1%
ARASARURA MU RUGANDA RW'ICYAYI		1	0.1%
ARINDA AMABUYE		1	0.1%

# J040: M52:J040 If yes, what kind of occupation / job

Value	Label	Cases	Percentage
ASHINZWE IMITURIRE MURI LAND S		1	0.1%
ATELIER DE COUTURE		1	0.1%
ATWARA MOTO		1	0.1%
BAR		1	0.1%
BOUCHERIE		1	0.1%
BOUTIQUE		2	0.3%
BOUTIQUE IDANDA ZA		1	0.1%
BOUTIQUE KUDANDA ZA		1	0.1%
CHAUFFEUR		1	0.1%
CHAUFFEUR W'IMODOKA		1	0.1%
COORDINIER		1	0.1%
COUTURIERE		1	0.1%
ENSEIGNANTE		1	0.1%
GUCUKURA MU KIROMBE		1	0.1%
GUCUNGA SALON		1	0.1%
GUCUNGA UMUTEKANO NINJORO		1	0.1%
GUCURA IBYUMA		1	0.1%
GUCURA IMYAKA		1	0.1%
GUCURUZA		1	0.1%
GUCURUZA BOUTIQUE		2	0.3%
GUCURUZA FILM		1	0.1%
GUCURUZA IBITENGE		1	0.1%
GUCURUZA ICYAYI N'IMIGATI		1	0.1%
GUCURUZA IFU Y'IGIKOMA		1	0.1%
GUCURUZA IKIGAGE		1	0.1%
GUCURUZA IMBOGA		1	0.1%
GUCURUZA IMITI Y'AMATUNGO		1	0.1%
GUCURUZA IMYAKA[IBISH'		1	0.1%



# J040: M52:J040 If yes, what kind of occupation / job

Value	Label	Cases	Percentage
GUCURUZA IMYENDA		2	0.3%
GUCURUZA IMYENDA Y'ABANA		2	0.3%
GUCURUZA IMYNDA		1	0.1%
GUCURUZA INKA		1	0.1%
GUCURUZA INKOKO		1	0.1%
GUCURUZA INKWETO		1	0.1%
GUCURUZA INYAMA M'ISOKO		1	0.1%
GUCURUZA INZOGA		1	0.1%
GUCURUZA INZOGA URWAGWA PRIMUS		1	0.1%
GUCURUZA NO KURANGUZA AMANDAZI		1	0.1%
GUCURUZA SAMBUSA		1	0.1%
GUCURUZA TELEPHONE ZA ACCOSIM		1	0.1%
GUCURUZA UMUTOBE		1	0.1%
GUCURUZA/ ARANGUZA URWAGWA		1	0.1%
GUFUNGA ISUKARI		1	0.1%
GUHINA IMYUMBATI		1	0.1%
GUHINGA		11	1.5%
GUHINGA AMASAKA N'IBISHYIMBO		1	0.1%
GUHINGA IBIGOLI		3	0.4%
GUHINGA IBIGOLI N'IBISHYIMBO		1	0.1%
GUHINGA IBIGORI		1	0.1%
GUHINGA IBIGORI N'IBISHYIMBO		2	0.3%

# J040: M52:J040 If yes, what kind of occupation / job

Value	Label	Cases	Percentage
GUHINGA IBIGORI, IBISHYIMBO		1	0.1%
GUHINGA IBIGORI,IBIRAYI		1	0.1%
GUHINGA IBIGORI,IBISHYI		2	0.3%
GUHINGA IBIGORI,IMGUT		1	0.1%
GUHINGA IBIGORI,IMYUM		1	0.1%
GUHINGA IBIHINGWANGA		1	0.1%
GUHINGA IBIJUMBA,IBISHYI		1	0.1%
GUHINGA IBIRAYI		9	1.2%
GUHINGA IBIRAYI N'IBIGORI		1	0.1%
GUHINGA IBISHIMBO		1	0.1%
GUHINGA IBISHYIMBO		17	2.3%
GUHINGA IBISHYIMBO N'AMASAKA		1	0.1%
GUHINGA IBISHYIMBO,IB		2	0.3%
GUHINGA IBISHYIMBO,IB		1	0.1%
GUHINGA IBISHYIMBO,IB		1	0.1%
GUHINGA IBISHYIMBO,IM		2	0.3%
GUHINGA IBISHYIMBO,KV INK		1	0.1%
GUHINGA IBISHYIMBO,UE		1	0.1%
GUHINGA IBISHYIMBO,UE		1	0.1%
GUHINGA IBITOKI		2	0.3%
GUHINGA IBITOKI AGASAGURA ISOK		1	0.1%
GUHINGA IBYO GUTUNGA URUGO		1	0.1%
GUHINGA IKAWA		3	0.4%

# J040: M52:J040 If yes, what kind of occupation / job

Value	Label	Cases	Percentage
GUHINGA IMBOGA		4	0.5%
GUHINGA IMBUTO		1	0.1%
GUHINGA IMYAKA		2	0.3%
GUHINGA IMYAKA ITANDUKANYE		3	0.4%
GUHINGA IMYAKA MURUGO		1	0.1%
GUHINGA IMYAKA NGANDURARU		1	0.1%
GUHINGA IMYUMBATI		5	0.7%
GUHINGA IMYUMBATI N'IBISHYIMBO		1	0.1%
GUHINGA INYANYA BYA KIJYAMBERE		1	0.1%
GUHINGA INYUMBATI		1	0.1%
GUHINGA NO KORORA		2	0.3%
GUHINGA NO KORORA AMATUNGO		1	0.1%
GUHINGA UMUCELI		1	0.1%
GUHINGA UMUCERI		2	0.3%
GUHINGA UMUCERI N'IBISHIMBO		1	0.1%
GUHINGA UMUCERI WO GUCURUZA		1	0.1%
GUHINGA URUTOKI		2	0.3%
GUHINGA, IBIHINGWA NGANDURARU		1	0.1%
GUHINGISHA		1	0.1%
GUHINGO IBIGORI		1	0.1%
GUKODESHA AMAGARE		1	0.1%
GUKORA IBIRAKA RIMWE NARIMWE		1	0.1%

# J040: M52:J040 If yes, what kind of occupation / job

Value	Label	Cases	Percentage
GUKORA ISUKU AHANDI		1	0.1%
GUKORA ISUKU MU KIRIZA		1	0.1%
GUKORA ISUKU MWISOKO/ GISHOMA		1	0.1%
GUKORA MU RUGANDA RW'ICYAYI		1	0.1%
GUKORA TELEFONE ZAPFUYE		1	0.1%
GUKOTERA HAGATI Y'AMATAFARI		1	0.1%
GUSHARIJA TELEPHONES		1	0.1%
GUSIGA IRANGI PAINTER		1	0.1%
GUSORESHA		1	0.1%
GUSOROMA ICYAYI		2	0.3%
GUSUDIRA		1	0.1%
GUSUKA IMISATSI		1	0.1%
GUTWARA ABAGENZI KU IGARE		1	0.1%
GUTWARA ABANTU KUNGOROFANI		1	0.1%
GUTWARA MOTO		1	0.1%
GUTWARA TAXMOTO		1	0.1%
IBIHINGWA NGANDURAMIC		1	0.1%
IBIHINGWA NGANDURARU		1	0.1%
IBIHINGWA NGENDABUKU		1	0.1%
IBIRAKA BYO KUBAKA		1	0.1%
IBIRAKA BYO KWIKORERA IMIZIGO		1	0.1%
IBISHIMBO,AM.		1	0.1%
IBISHYIMBO IBIGORI		1	0.1%

# J040: M52:J040 If yes, what kind of occupation / job

Value	Label	Cases	Percentage
IBISHYIMBO N'IBIGORI		1	0.1%
IBYAMASHANY		1	0.1%
ICYUMA GISYA		1	0.1%
IHINGA IBIRAYI AKABICURUZA		1	0.1%
IKAWA, URUTOKI		1	0.1%
IMYUMBATI		1	0.1%
INANASI		2	0.3%
INSTALATION Y'AMASHANYA		1	0.1%
INSTALLATION Y'AMASHANYA		1	0.1%
INTEGO,IBIGOR NA KALOTI		1	0.1%
INYANYA,IMITI		1	0.1%
IZAMU		3	0.4%
JARDINIER		1	0.1%
KARANI NGUFU		1	0.1%
KOGOSHA		2	0.3%
KOHEREZA MITUYU ZA TIGO NA MTN		1	0.1%
KORORA		1	0.1%
KORORA IHENE		1	0.1%
KORORA IHENE N'INKOKO		1	0.1%
KORORA IHENE&INKWA		1	0.1%
KORORA INGURUBE		2	0.3%
KORORA INKA		1	0.1%
KORORA INKA IHENE GUHINGA		1	0.1%
KORORA INKA&GUHING IBIGORI		1	0.1%
KORORA INKA,IHENE GUHINGA IBIS		1	0.1%
KU DANDAZA UBUCONSHO		1	0.1%
KUBAGA NO KOGOSHA		1	0.1%
KUBAKA		1	0.1%

# J040: M52:J040 If yes, what kind of occupation / job

Value	Label	Cases	Percentage
KUBAKA AMAZU		3	0.4%
KUBAZA IMBAHO INTEBE AMEZA		1	0.1%
KUDADANZA AMASABUNE,U		1	0.1%
KUDANDAZA AMASABUNE N'AMAVUTA		1	0.1%
KUDANDAZA AMASHUSHO ABAJE		1	0.1%
KUDANDAZA IBOUTIQUE UMUCERI IB		1	0.1%
KUDANDAZA IBYO KUNYA(IMBAG		1	0.1%
KUDODA		1	0.1%
KUDODA IMYENDA		1	0.1%
KUGURA NO KUGURISHA		1	0.1%
KURANGURA INZOGA HANZE AKAZIGU		1	0.1%
KWASA INKWI		1	0.1%
KWENGA IBITOKI MURI COOPERATIV		1	0.1%
KWEREKANA UMUPIRA		1	0.1%
KWIGISHA KUBAZA		1	0.1%
KWIGISHA KUDODA		1	0.1%
KWIGISHA MUKIBURAMW		1	0.1%
KWIHINGISHIR IBIGORI		1	0.1%
KWIKORERA IBINTU		1	0.1%
KWIKORERA IBINTU KU IGARE		1	0.1%
KWIKORERA IMIZIGO		2	0.3%
KWIKORERA IMIZIGO MWISHI		1	0.1%
KWORORA INKA		1	0.1%

# J040: M52:J040 If yes, what kind of occupation / job

Value	Label	Cases	Percentage
LOCAL DEFENSE		1	0.1%
MACHINE		1	0.1%
MACON		1	0.1%
MENTENANCE		1	0.1%
MOTARD		1	0.1%
MOTARI WA VELO MOTEUR		1	0.1%
MPINGA IBIGORI		1	0.1%
MPINGA IBIRAYI		1	0.1%
MUSIC AVOCHER		1	0.1%
NDACURUZA IBIRAYI		1	0.1%
NDAFOTORA AMAFOTO		1	0.1%
NDI UMU SOUDEUT		1	0.1%
NI UGUKORA GATEAUX NA DECOLATI		1	0.1%
NI UMUHINZI		1	0.1%
PEINTURE		1	0.1%
PHARMACIE		1	0.1%
PLANTON		1	0.1%
PREZIDA NGENZUZI		1	0.1%
RESTAURANT		1	0.1%
ROKODEFENSI		1	0.1%
SALON DE COIFFURE		1	0.1%
SECRETAIRE EXECUTEF		1	0.1%
SECURITE		1	0.1%
TIGO		1	0.1%
UBIHINZI KW'IBISHYIMBA		1	0.1%
UBUBAJI		1	0.1%
UBUBOSHYI BW'UDUSEKE		1	0.1%
UBUCAMANZA		1	0.1%
UBUCONSHO		1	0.1%
UBUCURUZI		1	0.1%
UBUCURUZI BUCIRIRITSE		1	0.1%
UBUCURUZI BW'AMAFI		1	0.1%

# J040: M52:J040 If yes, what kind of occupation / job

Value	Label	Cases	Percentage
UBUCURUZI BW'AMAKARA		1	0.1%
UBUCURUZI BW'IBIRIBWA MU ISOKO		1	0.1%
UBUCURUZI BW'IMYAKA		1	0.1%
UBUCURUZI BW'IMYAKA BUDANDAZA		1	0.1%
UBUCURUZI BW'INTEBE UTUBATI		1	0.1%
UBUCURUZI BW'INZOGA		1	0.1%
UBUCURUZI BWUMUCERI N'IKAWA		1	0.1%
UBUDOZI		3	0.4%
UBUDOZI BW'INKWETO MU ISOKO		1	0.1%
UBUFUNDI		2	0.3%
UBUHINWI BW'IBISHYIMB IBIJUMB		1	0.1%
UBUHINZI		60	8.2%
UBUHINZI BW'URUTOKI		1	0.1%
UBUHINZI AMASAKA,IBU		1	0.1%
UBUHINZI BW'AMASAKA		9	1.2%
UBUHINZI BW'AMASAKA IBIG,IBISH		1	0.1%
UBUHINZI BW'IBIGOLI		2	0.3%
UBUHINZI BW'IBIGOLI CG AMASAKA		1	0.1%
UBUHINZI BW'IBIGOLI N'IBISHYIM		1	0.1%
UBUHINZI BW'IBIGOLI,IBI		1	0.1%
UBUHINZI BW'IBIGORI		9	1.2%
UBUHINZI BW'IBIGORI IMYUMBATI		1	0.1%
UBUHINZI BW'IBIGORI N'IBIRAYI		1	0.1%



# J040: M52:J040 If yes, what kind of occupation / job

Value	Label	Cases	Percentage
UBUHINZI BW'IBIGORI N'IBISHYIM		3	0.4%
UBUHINZI BW'IBIGORI N'IMYUNBAT		1	0.1%
UBUHINZI BW'IBIGORI SOYA URUTO		1	0.1%
UBUHINZI BW'IBIGORI,AM		1	0.1%
UBUHINZI BW'IBIGORI,IBI		3	0.4%
UBUHINZI BW'IBIHINGWA NGANDURA		2	0.3%
UBUHINZI BW'IBIJUMBA		3	0.4%
UBUHINZI BW'IBIJUMBA N'IBSHYMB		1	0.1%
UBUHINZI BW'IBIJUMBA,^		1	0.1%
UBUHINZI BW'IBIRAI N'IBIGORI		1	0.1%
UBUHINZI BW'IBIRAYI		20	2.7%
UBUHINZI BW'IBIRAYI,IBI		1	0.1%
UBUHINZI BW'IBIRIBWA BITNDUKNY		1	0.1%
UBUHINZI BW'IBIRIBWA[I		1	0.1%
UBUHINZI BW'IBISHIMBO		2	0.3%
UBUHINZI BW'IBISHIMBO.		1	0.1%
UBUHINZI BW'IBISHYIMBO		28	3.8%
UBUHINZI BW'IBISHYIMBO N'IBIGO		1	0.1%
UBUHINZI BW'IBISHYIMBO URUTOKE		1	0.1%
UBUHINZI BW'IBISHYIMBO		1	0.1%
UBUHINZI BW'IBITOKI BY'INYAMUN		1	0.1%
UBUHINZI BW'ICYAYI		2	0.3%
UBUHINZI BW'IKAWA		3	0.4%

# J040: M52:J040 If yes, what kind of occupation / job

Value	Label	Cases	Percentage
UBUHINZI BW'IMBOGA		3	0.4%
UBUHINZI BW'IMBOGA N'IBIGORI		1	0.1%
UBUHINZI BW'IMBOGA N'IBIRAYI		1	0.1%
UBUHINZI BW'IMBUTO		1	0.1%
UBUHINZI BW'IMBUTO IBINYOMORO		1	0.1%
UBUHINZI BW'IMYAJA IBISHYIMBO		1	0.1%
UBUHINZI BW'IMYAKA		7	1.0%
UBUHINZI BW'IMYAKA ISANZWE		1	0.1%
UBUHINZI BW'IMYAKA YOSE		1	0.1%
UBUHINZI BW'IMYUMBAT		16	2.2%
UBUHINZI BW'IMYUMBAT N'INYANY		1	0.1%
UBUHINZI BW'IMYUMBAT		1	0.1%
UBUHINZI BW'IMYUMBAT IBISHYIM		1	0.1%
UBUHINZI BW'INANASI		2	0.3%
UBUHINZI BW'INGANDUR		1	0.1%
UBUHINZI BW'INGANO		4	0.5%
UBUHINZI BW'INSANO		1	0.1%
UBUHINZI BW'INYANYA		3	0.4%
UBUHINZI BW'IRAYI		1	0.1%
UBUHINZI BW'OCYAYI		1	0.1%
UBUHINZI BW'UMUCERI		4	0.5%
UBUHINZI BW'URUTOKE		1	0.1%
UBUHINZI BW'URUTOKI		8	1.1%

# J040: M52:J040 If yes, what kind of occupation / job

Value	Label	Cases	Percentage
UBUHINZI BWA BYOSE		1	0.1%
UBUHINZI BWA KAWA		1	0.1%
UBUHINZI BWI BITOKE		1	0.1%
UBUHINZI BWIBIGORI		1	0.1%
UBUHINZI BWIBISHYIMBO AMASAKA		1	0.1%
UBUHINZI BWICYAYI N'IBIGORI		1	0.1%
UBUHINZI BWIMYUMBAT		1	0.1%
UBUHINZI BWO MU RUGO		1	0.1%
UBUHINZI IBIGORI IBISHYIMBO		1	0.1%
UBUHINZI IBIGORI,IBISHY		1	0.1%
UBUHINZI IBISHYIMBO,IBI		1	0.1%
UBUHINZI IBISHYIMBO AMASAKA		2	0.3%
UBUHINZI IBISHYIMBO/ AMASAKA		1	0.1%
UBUHINZI INYANYA		1	0.1%
UBUHINZI MUMA COOPERATIVE		1	0.1%
UBUHINZI N'UBWOROZI		5	0.7%
UBUHINZI N'UMWOROZI		1	0.1%
UBUHINZI NGANDURA RUGO		2	0.3%
UBUHINZI NGANDURARU		4	0.5%
UBUHINZI NGENGABUKU BW'IKAW		1	0.1%
UBUHINZI NO KUBOHA UDUSEKE		1	0.1%
UBUHINZI NU BWOROZI		1	0.1%
UBUHINZI W'IBISHIMBO		1	0.1%

# J040: M52:J040 If yes, what kind of occupation / job

Value	Label	Cases	Percentage
UBUHINZI +UBWOROZI		1	0.1%
UBUHINZI,AMA		1	0.1%
UBUHINZI,ISHA		1	0.1%
UBUHINZI,UBU		1	0.1%
UBUICURUZI MURI MINE		1	0.1%
UBUKARANI		1	0.1%
UBUKARANI KWIKORERA IMIZIGO		1	0.1%
UBUMOTARI		2	0.3%
UBUNYONZI		1	0.1%
UBUNYONZI BW'AMAGARE		1	0.1%
UBUROBYI		1	0.1%
UBUTETSI		1	0.1%
UBUTUNZI BW'IBIGORI		1	0.1%
UBUYEDE		1	0.1%
UBUZAMU		1	0.1%
UBUZAMU KU MANGAZINI		1	0.1%
UBWIKOREZI BWO KUMUTWE		1	0.1%
UBWOROZI BW'AMATUNGU		1	0.1%
UBWOROZI BW'IHENE		2	0.3%
UBWOROZI BW'INGURUB		1	0.1%
UBWOROZI BW'INGURUBE		2	0.3%
UBWOROZI BW'INKA		5	0.7%
UBWOROZI BW'INKA IMWE		1	0.1%
UBWOROZI BW'INKA N'IHENE		1	0.1%
UBWOROZI BW'INKA N'INGURUBE		1	0.1%
UBWOROZI BW'INKA N'INKOKO		1	0.1%
UBWOROZI BW'INKOKO		2	0.3%
UBWOROZI BWAMATUNGU MAGUFI		1	0.1%

# J040: M52:J040 If yes, what kind of occupation / job

Value	Label	Cases	Percentage
UBWOROZI N'UBUHINZI		1	0.1%
UMUCERI		2	0.3%
UMUCHAUFFE MUNIBUS		1	0.1%
UMUCURUZI		1	0.1%
UMUCURUZI UDANDA IBIRAYI		1	0.1%
UMUCURUZI W'AMASAKA		1	0.1%
UMUDOZI W'IMYENDA Y'ABANA		1	0.1%
UMUFOROMOK		1	0.1%
UMUHINZI		13	1.8%
UMUHINZI AHINGA INANASI		1	0.1%
UMUHINZI BW'IBISHYIMBO		1	0.1%
UMUHINZI MWOROZI		2	0.3%
UMUHINZI NGANDURARU		1	0.1%
UMUHINZI W'AMASAKA		1	0.1%
UMUHINZI W'AMASAKA N'IBIGORI		1	0.1%
UMUHINZI W'AMATEKE,IB		1	0.1%
UMUHINZI W'IBIGORI		3	0.4%
UMUHINZI W'IBIHINGWA NGANDURAR		1	0.1%
UMUHINZI W'IBIJUMBA,IB		1	0.1%
UMUHINZI W'IBIRAYI		2	0.3%
UMUHINZI W'IBIRAYI BY'URUGO		2	0.3%
UMUHINZI W'IBIRIBWA		1	0.1%
UMUHINZI W'IBISHIMBO		1	0.1%
UMUHINZI W'IBISHY,IBIGC		1	0.1%
UMUHINZI W'IBISHYIMBO		8	1.1%

# J040: M52:J040 If yes, what kind of occupation / job

Value	Label	Cases	Percentage
UMUHINZI W'IBISHYIMBO N'AMASKA		1	0.1%
UMUHINZI W'IBITOKI		1	0.1%
UMUHINZI W'IBITUNGURU		1	0.1%
UMUHINZI W'ICYAYI		1	0.1%
UMUHINZI W'IKAWA		1	0.1%
UMUHINZI W'IMYAKA		1	0.1%
UMUHINZI W'IMYUMBATI		3	0.4%
UMUHINZI W'IMYUMBATI MURI COOP		1	0.1%
UMUHINZI W'IMYUMBATI N'IBIJUMB		1	0.1%
UMUHINZI W'INYANYA		1	0.1%
UMUHINZI W'UMUCERI		1	0.1%
UMUHINZI W'URUTOKE		1	0.1%
UMUHINZI W'URUTOKI		1	0.1%
UMUJYANA W'UBUZIMA		1	0.1%
UMUJYANAMA W'UBUZIMA		1	0.1%
UMUKARANI NGUFU		1	0.1%
UMUKARANI W'ISOKO		1	0.1%
UMUKOZI W'ISUKU		1	0.1%
UMUKOZI WO MURUGO		1	0.1%
UMUNYONZI		2	0.3%
UMUSHOFERI UTWARA IMIZIGO		1	0.1%
UMUYOBOZI MURI C.N.F		1	0.1%
UMUZAMU		3	0.4%
UMUZAMU KU KIGO CY'AMASHURI		1	0.1%
UMWALIMU MURI GARDIENNE		1	0.1%

**# J040: M52:J040 If yes, what kind of occupation / job**

Value	Label	Cases	Percentage
UMWALIMU WA COMPTABILITE		1	0.1%
UMWARIMU W'UBUMENYI N'UBUKUNGU		1	0.1%
UMWARIMU/ KWIGISHA		1	0.1%
UMWARIMU/ KWIGISHA MURI PRIMAIR		1	0.1%
UMWOROZI W'INKA		2	0.3%
UMWOROZI W'INKOKO		1	0.1%
UMWUBATSI		1	0.1%
YANDIKA KU BYAPA		1	0.1%
YIGISHA KUBAZA		1	0.1%
YOTSAGA INYAMA MUCOMA		1	0.1%
YOZA UBUBIDO BW'AMATA AKANAYAP		1	0.1%
YUBAKA ZA SOUS PLAFON		1	0.1%
detail		1	0.1%
umwarimu muri primaire		1	0.1%

*Warning: these figures indicate the number of cases found in the data file. They cannot be interpreted as summary statistics of the population of interest.*

**# J040A: ISCO Code**

<b>Information</b>	[Type= discrete] [Format=numeric] [Range= 110-9999] [Missing=*]
<b>Statistics [NW/ W]</b>	[Valid=735 /-] [Invalid=3277 /-]

Value	Label	Cases	Percentage
110	Commissioned armed forces officers	0	
210	Non-commissioned armed forces officers	0	
242	Administration professionals	0	
310	Armed forces occupations, other ranks	0	
334	Administrative and specialised secretaries	0	
723	Machinery mechanics and repairers	0	
835	Ships' deck crews and related workers	0	
912	Vehicle, window, laundry and other hand cleaning workers	0	
1111	Legislators	0	
1112	Senior government officials	0	
1113	Traditional chiefs and heads of village	1	0.1%
1114	Senior officials of special-interest organizations	0	

**# J040A: ISCO Code**

<b>Value</b>	<b>Label</b>	<b>Cases</b>	<b>Percentage</b>
1120	Managing directors and chief executives	0	
1211	Finance managers	0	
1212	Human resource managers	0	
1213	Policy and planning managers	0	
1219	Business services and administration managers not elsewhere	0	
1221	Sales and marketing managers	0	
1222	Advertising and public relations managers	0	
1223	Research and development managers	0	
1311	Agricultural and forestry production managers	0	
1312	Aquaculture and fisheries production managers	0	
1321	Manufacturing managers	0	
1322	Mining managers	0	
1323	Construction managers	1	0.1%
1324	Supply, distribution and related managers	0	
1330	Information and communications technology service managers	0	
1341	Child care services managers	0	
1342	Health services managers	0	
1343	Aged care services managers	0	
1344	Social welfare managers	0	
1345	Education managers	0	
1346	Financial and insurance services branch managers	0	
1349	Professional services managers not elsewhere classified	0	
1411	Hotel managers	0	
1412	Restaurant managers	1	0.1%
1420	Retail and wholesale trade managers	3	0.4%
1431	Sports, recreation and cultural centre managers	0	
1439	Services managers not elsewhere classified	0	
2111	Physicists and astronomers	0	
2112	Meteorologists	0	
2113	Chemists	0	
2114	Geologists and geophysicists	0	
2120	Mathematicians, actuaries and statisticians	0	
2131	Biologists, botanists, zoologists and related professionals	0	
2132	Farming, forestry and fisheries advisers	0	
2133	Environmental protection professionals	0	
2141	Industrial and production engineers	0	
2142	Civil engineers	0	
2143	Environmental engineers	0	
2144	Mechanical engineers	0	
2145	Chemical engineers	0	
2146	Mining engineers, metallurgists and related professionals	0	
2149	Engineering professionals not elsewhere classified	0	
2151	Electrical engineers	0	
2152	Electronics engineers	0	
2153	Telecommunications engineers	0	



**# J040A: ISCO Code**

<b>Value</b>	<b>Label</b>	<b>Cases</b>	<b>Percentage</b>
2161	Building architects	0	
2162	Landscape architects	1	0.1%
2163	Product and garment designers	0	
2164	Town and traffic planners	0	
2165	Cartographers and surveyors	0	
2166	Graphic and multimedia designers	0	
2211	Generalist medical practitioners	0	
2212	Specialist medical practitioners	0	
2221	Nursing professionals	0	
2222	Midwifery professionals	0	
2230	Traditional and complementary medicine professionals	0	
2240	Paramedical practitioners	0	
2250	Veterinarians	0	
2261	Dentists	0	
2262	Pharmacists	1	0.1%
2263	Environmental and occupational health and hygiene profession	0	
2264	Physiotherapists	0	
2265	Dieticians and nutritionists	0	
2266	Audiologists and speech therapists	0	
2267	Optometrists and ophthalmic opticians	0	
2269	Health professionals not elsewhere classified	0	
2310	University and higher education teachers	0	
2320	Vocational education teachers	1	0.1%
2330	Secondary education teachers	3	0.4%
2341	Primary school teachers	2	0.3%
2342	Early childhood educators	2	0.3%
2351	Education methods specialists	0	
2352	Special needs teachers	0	
2353	Other language teachers	0	
2354	Other music teachers	0	
2355	Other arts teachers	1	0.1%
2356	Information technology trainers	0	
2359	Teaching professionals not elsewhere classified	1	0.1%
2411	Accountants	1	0.1%
2412	Financial and investment advisers	0	
2413	Financial analysts	0	
2421	Management and organization analysts	0	
2422	Policy administration professionals	0	
2423	Personnel and careers professionals	0	
2424	Training and staff development professionals	0	
2431	Advertising and marketing professionals	0	
2432	Public relations professionals	0	
2433	Technical and medical sales professionals (excluding ICT)	0	
2434	Information and communications technology sales professional	0	
2511	Systems analysts	0	

**# J040A: ISCO Code**

<b>Value</b>	<b>Label</b>	<b>Cases</b>	<b>Percentage</b>
2512	Software developers	0	
2513	Web and multimedia developers	0	
2514	Applications programmers	0	
2519	Software and applications developers and analysts not elsewh	0	
2521	Database designers and administrators	0	
2522	Systems administrators	0	
2523	Computer network professionals	0	
2529	Database and network professionals not elsewhere classified	0	
2611	Lawyers	0	
2612	Judges	1	0.1%
2619	Legal professionals not elsewhere classified	0	
2621	Archivists and curators	0	
2622	Librarians and related information professionals	0	
2631	Economists	0	
2632	Sociologists, anthropologists and related professionals	0	
2633	Philosophers, historians and political scientists	0	
2634	Psychologists	0	
2635	Social work and counselling professionals	0	
2636	Religious professionals	0	
2641	Authors and related writers	0	
2642	Journalists	0	
2643	Translators, interpreters and other linguists	0	
2651	Visual artists	0	
2652	Musicians, singers and composers	0	
2653	Dancers and choreographers	0	
2654	Film, stage and related directors and producers	0	
2655	Actors	0	
2656	Announcers on radio, television and other media	0	
2659	Creative and performing artists not elsewhere classified	0	
3111	Chemical and physical science technicians	0	
3112	Civil engineering technicians	0	
3113	Electrical engineering technicians	0	
3114	Electronics engineering technicians	0	
3115	Mechanical engineering technicians	0	
3116	Chemical engineering technicians	0	
3117	Mining and metallurgical technicians	0	
3118	Draughtspersons	0	
3119	Physical and engineering science technicians not elsewhere c	0	
3121	Mining supervisors	0	
3122	Manufacturing supervisors	0	
3123	Construction supervisors	0	
3131	Power production plant operators	1	0.1%
3132	Incinerator and water treatment plant operators	0	
3133	Chemical processing plant controllers	0	
3134	Petroleum and natural gas refining plant operators	0	

**# J040A: ISCO Code**

Value	Label	Cases	Percentage
3135	Metal production process controllers	0	
3139	Process control technicians not elsewhere classified	0	
3141	Life science technicians (excluding medical)	0	
3142	Agricultural technicians	0	
3143	Forestry technicians	0	
3151	Ships' engineers	0	
3152	Ships' deck officers and pilots	0	
3153	Aircraft pilots and related associate professionals	0	
3154	Air traffic controllers	0	
3155	Air traffic safety electronics technicians	0	
3211	Medical imaging and therapeutic equipment technicians	0	
3212	Medical and pathology laboratory technicians	0	
3213	Pharmaceutical technicians and assistants	0	
3214	Medical and dental prosthetic technicians	0	
3221	Nursing associate professionals	1	0.1%
3222	Midwifery associate professionals	0	
3230	Traditional and complementary medicine associate professiona	0	
3240	Veterinary technicians and assistants	0	
3251	Dental assistants and therapists	0	
3252	Medical records and health information technicians	0	
3253	Community health workers	1	0.1%
3254	Dispensing opticians	0	
3255	Physiotherapy technicians and assistants	0	
3256	Medical assistants	0	
3257	Environmental and occupational health inspectors and associa	0	
3258	Ambulance workers	0	
3259	Health associate professionals not elsewhere classified	0	
3311	Securities and finance dealers and brokers	0	
3312	Credit and loans officers	0	
3313	Accounting associate professionals	0	
3314	Statistical, mathematical and related associate professional	0	
3315	Valuers and loss assessors	0	
3321	Insurance representatives	0	
3322	Commercial sales representatives	0	
3323	Buyers	0	
3324	Trade brokers	0	
3331	Clearing and forwarding agents	0	
3332	Conference and event planners	0	
3333	Employment agents and contractors	0	
3334	Real estate agents and property managers	0	
3339	Business services agents not elsewhere classified	0	
3341	Office supervisors	0	
3342	Legal secretaries	0	
3343	Administrative and executive secretaries	0	
3344	Medical secretaries	0	

**# J040A: ISCO Code**

Value	Label	Cases	Percentage
3351	Customs and border inspectors	0	
3352	Government tax and excise officials	1	0.1%
3353	Government social benefits officials	0	
3354	Government licensing officials	0	
3355	Police inspectors and detectives	0	
3359	Regulatory government associate professionals not elsewhere	0	
3411	Police inspectors and detectives	0	
3412	Social work associate professionals	0	
3413	Religious associate professionals	0	
3421	Athletes and sports players	0	
3422	Sports coaches, instructors and officials	0	
3423	Fitness and recreation instructors and program leaders	0	
3431	Photographers	2	0.3%
3432	Interior designers and decorators	1	0.1%
3433	Gallery, museum and library technicians	0	
3434	Chefs	0	
3435	Other artistic and cultural associate professionals	1	0.1%
3511	Information and communications technology operations technic	0	
3512	Information and communications technology user support techn	0	
3513	Computer network and systems technicians	0	
3514	Web technicians	0	
3521	Broadcasting and audio-visual technicians	0	
3522	Telecommunications engineering technicians	0	
4110	General office clerks	0	
4120	Secretaries (general)	0	
4131	Typists and word processing operators	0	
4132	Data entry clerks	0	
4211	Bank tellers and related clerks	0	
4212	Bookmakers, croupiers and related gaming workers	0	
4213	Pawnbrokers and money-lenders	0	
4214	Debt-collectors and related workers	0	
4221	Travel consultants and clerks	0	
4222	Contact centre information clerks	0	
4223	Telephone switchboard operators	0	
4224	Hotel receptionists	0	
4225	Enquiry clerks	0	
4226	Receptionists (general)	0	
4227	Survey and market research interviewers	0	
4229	Client information workers not elsewhere classified	0	
4311	Accounting and bookkeeping clerks	0	
4312	Statistical, finance and insurance clerks	0	
4313	Payroll clerks	0	
4321	Stock clerks	0	
4322	Production clerks	0	
4323	Transport clerks	0	

**# J040A: ISCO Code**

Value	Label	Cases	Percentage
4411	Library clerks	0	
4412	Mail carriers and sorting clerks	0	
4413	Coding, proof-reading and related clerks	0	
4414	Scribes and related workers	0	
4415	Filing and copying clerks	0	
4416	Personnel clerks	0	
4419	Clerical support workers not elsewhere classified	0	
5111	Travel attendants and travel stewards	1	0.1%
5112	Transport conductors	1	0.1%
5113	Travel guides	0	
5120	Cooks	1	0.1%
5131	Waiters	3	0.4%
5132	Bartenders	5	0.7%
5141	Hairdressers	4	0.5%
5142	Beauticians and related workers	0	
5151	Cleaning and housekeeping supervisors in offices, hotels and	0	
5152	Domestic housekeepers	0	
5153	Building caretakers	0	
5161	Astrologers, fortune-tellers and related workers	0	
5162	Companions and valets	0	
5163	Undertakers and embalmers	0	
5164	Pet groomers and animal care workers	0	
5165	Driving instructors	0	
5169	Personal services workers not elsewhere classified	1	0.1%
5211	Stall and market salespersons	9	1.2%
5212	Street food salespersons	0	
5221	Shop keepers	41	5.6%
5222	Shop supervisors	0	
5223	Shop sales assistants	5	0.7%
5230	Cashiers and ticket clerks	0	
5241	Fashion and other models	0	
5242	Sales demonstrators	0	
5243	Door to door salespersons	1	0.1%
5244	Contact centre salespersons	0	
5245	Service station attendants	0	
5246	Food service counter attendants	1	0.1%
5249	Sales workers not elsewhere classified	2	0.3%
5311	Child care workers	0	
5312	Teachers' aides	0	
5321	Health care assistants	0	
5322	Home-based personal care workers	0	
5329	Personal care workers in health services not elsewhere class	0	
5411	Fire-fighters	0	
5412	Police officers	0	
5413	Prison guards	0	

## # J040A: ISCO Code

Value	Label	Cases	Percentage
5414	Security guards	15	2.0%
5419	Protective services workers not elsewhere classified	0	
6111	Field crop and vegetable growers	156	21.2%
6112	Tree and shrub crop growers	18	2.4%
6113	Gardeners, horticultural and nursery growers	0	
6114	Mixed crop growers	86	11.7%
6121	Livestock and dairy producers	13	1.8%
6122	Poultry producers	3	0.4%
6123	Apiarists and sericulturists	0	
6129	Animal producers not elsewhere classified	9	1.2%
6130	Mixed crop and animal producers	13	1.8%
6210	Forestry and related workers	2	0.3%
6221	Aquaculture workers	0	
6222	Inland and coastal waters fishery workers	1	0.1%
6223	Deep-sea fishery workers	0	
6224	Hunters and trappers	0	
6310	Subsistence crop farmers	173	23.5%
6311		1	0.1%
6320	Subsistence livestock farmers	5	0.7%
6330	Subsistence mixed crop and livestock farmers	22	3.0%
6340	Subsistence fishers, hunters, trappers and gatherers	0	
7111	House builders	10	1.4%
7112	Bricklayers and related workers	0	
7113	Stonemasons, stone cutters, splitters and carvers	0	
7114	Concrete placers, concrete finishers and related workers	0	
7115	Carpenters and joiners	2	0.3%
7119	Building frame and related trades workers not elsewhere clas	0	
7121	Roofers	0	
7122	Floor layers and tile setters	0	
7123	Plasterers	0	
7124	Insulation workers	0	
7125	Glaziers	0	
7126	Plumbers and pipe fitters	0	
7127	Air conditioning and refrigeration mechanics	0	
7131	Painters and related workers	2	0.3%
7132	Spray painters and varnishers	0	
7133	Building structure cleaners	0	
7211	Metal moulders and coremakers	0	
7212	Welders and flamecutters	3	0.4%
7213	Sheet-metal workers	0	
7214	Structural-metal preparers and erectors	0	
7215	Riggers and cable splicers	0	
7221	Blacksmiths, hammersmiths and forging press workers	0	
7222	Toolmakers and related workers	0	
7223	Metal working machine tool setters and operators	0	

**# J040A: ISCO Code**

Value	Label	Cases	Percentage
7224	Metal polishers, wheel grinders and tool sharpeners	0	
7231	Motor vehicle mechanics and repairers	0	
7232	Aircraft engine mechanics and repairers	0	
7233	Agricultural and industrial machinery mechanics and repairer	1	0.1%
7234	Bicycle and related repairers	0	
7311	Precision-instrument makers and repairers	0	
7312	Musical instrument makers and tuners	0	
7313	Jewellery and precious-metal workers	0	
7314	Potters and related workers	0	
7315	Glass makers, cutters, grinders and finishers	0	
7316	Sign writers, decorative painters, engravers and etchers	1	0.1%
7317	Handicraft workers in wood, basketry and related materials	1	0.1%
7318	Handicraft workers in textile, leather and related materials	0	
7319	Handicraft workers not elsewhere classified	0	
7321	Pre-press technicians	0	
7322	Printers	0	
7323	Print finishing and binding workers	0	
7411	Building and related electricians	3	0.4%
7412	Electrical mechanics and fitters	0	
7413	Electrical line installers and repairers	0	
7421	Electronics mechanics and servicers	1	0.1%
7422	Information and communications technology installers and ser	0	
7511	Butchers, fishmongers and related food preparers	1	0.1%
7512	Bakers, pastry-cooks and confectionery makers	0	
7513	Dairy-products makers	0	
7514	Fruit, vegetable and related preservers	0	
7515	Food and beverage tasters and graders	0	
7516	Tobacco preparers and tobacco products makers	0	
7521	Wood treaters	0	
7522	Cabinet-makers and related workers	0	
7523	Woodworking-machine tool setters and operators	0	
7531	Tailors, dressmakers, furriers and hatters	9	1.2%
7532	Garment and related pattern-makers and cutters	0	
7533	Sewing, embroidery and related workers	0	
7534	Upholsterers and related workers	0	
7535	Pelt dressers, tanners and fellmongers	0	
7536	Shoemakers and related workers	2	0.3%
7541	Underwater divers	0	
7542	Shotfirers and blasters	0	
7543	Product graders and testers (excluding foods and beverages)	0	
7544	Fumigators and other pest and weed controllers	0	
7549	Craft and related workers not elsewhere classified	0	
8111	Miners and quarriers	1	0.1%
8112	Mineral and stone processing plant operators	0	
8113	Well drillers and borers and related workers	0	

**# J040A: ISCO Code**

Value	Label	Cases	Percentage
8114	Cement, stone and other mineral products machine operators	0	
8121	Metal processing plant operators	0	
8122	Metal finishing, plating and coating machine operators	0	
8131	Chemical products plant and machine operators	0	
8132	Photographic products machine operators	0	
8141	Rubber products machine operators	0	
8142	Plastic products machine operators	0	
8143	Paper products machine operators	0	
8151	Fibre preparing, spinning and winding machine operators	0	
8152	Weaving and knitting machine operators	0	
8153	Sewing machine operators	0	
8154	Bleaching, dyeing and fabric cleaning machine operators	0	
8155	Fur and leather preparing machine operators	0	
8156	Shoemaking and related machine operators	0	
8157	Laundry machine operators	0	
8159	Textile, fur and leather products machine operators not else	0	
8160	Food and related products machine operators	1	0.1%
8171	Pulp and papermaking plant operators	0	
8172	Wood processing plant operators	0	
8181	Glass and ceramics plant operators	0	
8182	Steam engine and boiler operators	0	
8183	Packing, bottling and labelling machine operators	0	
8189	Stationary plant and machine operators not elsewhere classif	0	
8211	Mechanical machinery assemblers	0	
8212	Electrical and electronic equipment assemblers	0	
8219	Assemblers not elsewhere classified	0	
8311	Locomotive engine drivers	0	
8312	Railway brake, signal and switch operators	0	
8321	Motorcycle drivers	7	1.0%
8322	Car, taxi and van drivers	3	0.4%
8331	Bus and tram drivers	0	
8332	Heavy truck and lorry drivers	0	
8341	Mobile farm and forestry plant operators	0	
8342	Earthmoving and related plant operators	0	
8343	Crane, hoist and related plant operators	0	
8344	Lifting truck operators	0	
8350	Ships' deck crews and related workers	0	
9111	Domestic cleaners and helpers	1	0.1%
9112	Cleaners and helpers in offices, hotels and other establishm	5	0.7%
9121	Hand launderers and pressers	0	
9122	Vehicle cleaners	0	
9123	Window cleaners	0	
9129	Other cleaning workers	0	
9211	Crop farm labourers	4	0.5%
9212	Livestock farm labourers	0	



<b># J040A: ISCO Code</b>			
<b>Value</b>	<b>Label</b>	<b>Cases</b>	<b>Percentage</b>
9213	Mixed crop and livestock farm labourers	0	
9214	Garden and horticultural labourers	1	0.1%
9215	Forestry labourers	0	
9216	Fishery and aquaculture labourers	0	
9311	Mining and quarrying labourers	1	0.1%
9312	Civil engineering labourers	0	
9313	Building construction labourers	3	0.4%
9321	Hand packers	1	0.1%
9329	Manufacturing labourers not elsewhere classified	4	0.5%
9331	Hand and pedal vehicle drivers	8	1.1%
9332	Drivers of animal-drawn vehicles and machinery	0	
9333	Freight handlers	3	0.4%
9334	Shelf fillers	0	
9411	Fast food preparers	2	0.3%
9412	Kitchen helpers	1	0.1%
9510	Street and related service workers	0	
9520	Street vendors (excluding food)	0	
9611	Garbage and recycling collectors	0	
9612	Refuse sorters	0	
9613	Sweepers and related labourers	0	
9621	Messengers, package deliverers and luggage porters	10	1.4%
9622	Odd job persons	3	0.4%
9623	Meter readers and vending-machine collectors	0	
9624	Water and firewood collectors	1	0.1%
9629	Elementary workers not elsewhere classified	0	
9999		19	2.6%
Sysmiss		3277	
<i>Warning: these figures indicate the number of cases found in the data file. They cannot be interpreted as summary statistics of the population of interest.</i>			
<b># ISCO1J040A: ISCO_FIRST_LEVELJ040A</b>			
<b>Information</b>	[Type= discrete] [Format=numeric] [Range= 1-99] [Missing=*]		
<b>Statistics [NW/ W]</b>	[Valid=735 /-] [Invalid=3277 /-]		
<b>Value</b>	<b>Label</b>	<b>Cases</b>	<b>Percentage</b>
1	Managers	6	0.8%
2	Professionals	14	1.9%
3	Technical and associate professionals	8	1.1%
4	Clerical support workers	0	
5	Services and sales workers	90	12.2%
6	Skilled agricultural, forestry and fishery workers	502	68.3%
7	Craft and related trade workers	36	4.9%
8	Plant and machine operators and assemblers	12	1.6%
9	Elementary occupations	48	6.5%
10	Armed forces occupations	0	
99	Missing values	19	2.6%
Sysmiss		3277	
<i>Warning: these figures indicate the number of cases found in the data file. They cannot be interpreted as summary statistics of the population of interest.</i>			

<b># J050: M52:J050 Average annual gross income from all additional job(s)?</b>			
<b>Information</b>	[Type= continuous] [Format=numeric] [Range= 1000-7200000] [Missing=*/99999999]		
<b>Statistics [NW/ W]</b>	[Valid=720 /-] [Invalid=3292 /-] [Mean=227065.775 /-] [StdDev=449730.635 /-]		
<b># K010: M52:K010 Do you have an HIV / AIDS policy at workplace?</b>			
<b>Information</b>	[Type= discrete] [Format=numeric] [Range= 1-9] [Missing=*]		
<b>Statistics [NW/ W]</b>	[Valid=4012 /-] [Invalid=0 /-]		
<b>Value</b>	<b>Label</b>	<b>Cases</b>	<b>Percentage</b>
1	Yes	1196	29.8%
2	No	2543	63.4%
3	Don't know	272	6.8%
9	Missing value	1	0.0%
<i>Warning: these figures indicate the number of cases found in the data file. They cannot be interpreted as summary statistics of the population of interest.</i>			
<b># K020A: VCT services</b>			
<b>Information</b>	[Type= discrete] [Format=numeric] [Range= 1-9] [Missing=*]		
<b>Statistics [NW/ W]</b>	[Valid=1196 /-] [Invalid=2816 /-]		
<b>Value</b>	<b>Label</b>	<b>Cases</b>	<b>Percentage</b>
1	Yes	1144	95.7%
2	No	49	4.1%
3	Don't know	2	0.2%
9	Missing value	1	0.1%
Sysmiss		2816	
<i>Warning: these figures indicate the number of cases found in the data file. They cannot be interpreted as summary statistics of the population of interest.</i>			
<b># K020B: Free ARVs for HIV+ workers</b>			
<b>Information</b>	[Type= discrete] [Format=numeric] [Range= 1-9] [Missing=*]		
<b>Statistics [NW/ W]</b>	[Valid=1196 /-] [Invalid=2816 /-]		
<b>Value</b>	<b>Label</b>	<b>Cases</b>	<b>Percentage</b>
1	Yes	57	4.8%
2	No	1045	87.4%
3	Don't know	92	7.7%
9	Missing value	2	0.2%
Sysmiss		2816	
<i>Warning: these figures indicate the number of cases found in the data file. They cannot be interpreted as summary statistics of the population of interest.</i>			
<b># K020C: Free condom distribution</b>			
<b>Information</b>	[Type= discrete] [Format=numeric] [Range= 1-9] [Missing=*]		
<b>Statistics [NW/ W]</b>	[Valid=1196 /-] [Invalid=2816 /-]		
<b>Value</b>	<b>Label</b>	<b>Cases</b>	<b>Percentage</b>
1	Yes	195	16.3%
2	No	955	79.8%
3	Don't know	44	3.7%
9	Missing value	2	0.2%
Sysmiss		2816	
<i>Warning: these figures indicate the number of cases found in the data file. They cannot be interpreted as summary statistics of the population of interest.</i>			
<b># K020D: Free food for HIV+ workers</b>			
<b>Information</b>	[Type= discrete] [Format=numeric] [Range= 1-9] [Missing=*]		

### # K020D: Free food for HIV+ workers

Statistics [NW/ W] [Valid=1196 /-] [Invalid=2816 /-]

Value	Label	Cases	Percentage
1	Yes	48	4.0%
2	No	1077	90.1%
3	Don't know	69	5.8%
9	Missing value	2	0.2%
Sysmiss		2816	

Warning: these figures indicate the number of cases found in the data file. They cannot be interpreted as summary statistics of the population of interest.

### # K020E: Equal rights

Information [Type= discrete] [Format=numeric] [Range= 1-9] [Missing=\*]

Statistics [NW/ W] [Valid=1196 /-] [Invalid=2816 /-]

Value	Label	Cases	Percentage
1	Yes	599	50.1%
2	No	487	40.7%
3	Don't know	108	9.0%
9	Missing value	2	0.2%
Sysmiss		2816	

Warning: these figures indicate the number of cases found in the data file. They cannot be interpreted as summary statistics of the population of interest.

### # K020F: Others (specify)

Information [Type= discrete] [Format=numeric] [Range= 1-9] [Missing=\*]

Statistics [NW/ W] [Valid=1196 /-] [Invalid=2816 /-]

Value	Label	Cases	Percentage
1	Yes	18	1.5%
2	No	1093	91.4%
3	Don't know	82	6.9%
9	Missing value	3	0.3%
Sysmiss		2816	

Warning: these figures indicate the number of cases found in the data file. They cannot be interpreted as summary statistics of the population of interest.

### # K020S: Other-Specify

Information [Type= discrete] [Format=character] [Missing=\*]

Statistics [NW/ W] [Valid=12 /-] [Invalid=0 /-]

Value	Label	Cases	Percentage
.		1	8.3%
1		1	8.3%
DUCURUZA PRUDENCE PLUS		1	8.3%
GUCURUZA UDUKINGIRIZO		2	16.7%
GUCURUZA UDUKINGIRIZO KUMAFRAN		1	8.3%
GUSUKURA MACHINE N'IBINDI BIKO		1	8.3%

### # K020S: Other-Specify

Value	Label	Cases	Percentage
KUDACANA INYUMA		1	8.3%
KWIPIMISHA SIDA		1	8.3%
KWIRINDA GUCANA INYUMA		1	8.3%
KWIRINDA UBUSAMBANY		1	8.3%
NTIDUKORESH. ABAZWIHO INGESOMB		1	8.3%

Warning: these figures indicate the number of cases found in the data file. They cannot be interpreted as summary statistics of the population of interest.

### # N020: Are you currently looking for a different job?

<b>Information</b>	[Type= discrete] [Format=numeric] [Range= 1-9] [Missing=*]
<b>Statistics [NW/ W]</b>	[Valid=4012 /-] [Invalid=0 /-]

Value	Label	Cases	Percentage
1	Yes	426	10.6%
2	No	3585	89.4%
9	Missing value	1	0.0%

Warning: these figures indicate the number of cases found in the data file. They cannot be interpreted as summary statistics of the population of interest.

### # N030: Which occupations are you targeting?

<b>Information</b>	[Type= discrete] [Format=character] [Missing=*]
<b>Statistics [NW/ W]</b>	[Valid=424 /-] [Invalid=0 /-]

Value	Label	Cases	Percentage
1		1	0.2%
2		1	0.2%
ABAKIRIZI BIMISORO		1	0.2%
ACCOUNTANT		1	0.2%
ACCOUANCIE		1	0.2%
AFFAIRE SOCIALE		1	0.2%
AGENT DE LA STATISTIQUE		1	0.2%
AGRONOME		3	0.7%
AGRONOME MU MISHINGA ITEGAMIYE KURI LETA		1	0.2%
AIDE MACON		1	0.2%
AK'UBUSHOFEF		1	0.2%
AKAJYANYE NA MECANIQUE		1	0.2%
AKAZI GAHUYE N'UBUMUGA AFITE		1	0.2%

### # N030: Which occupations are you targeting?

Value	Label	Cases	Percentage
AKAZI GATANGA UMUSHAHARA URUTA UWO MBONA		1	0.2%
AKAZI K'IZAMU		1	0.2%
AKAZI K'UBUBAJI		1	0.2%
AKAZI KO GUKORESHA AMABOKO		1	0.2%
AKAZI KO GUTWARA IMODOKA		1	0.2%
AKAZI KO GUTWARA MOTO		1	0.2%
AKAZI KO KURAGIRA INKA		1	0.2%
AKAZI KO KWIGISHA MURI PRIMAIRE		1	0.2%
AKAZI KO MURUGO		1	0.2%
AKAZI KU BU PLANTON		1	0.2%
AKO GUKORA MURI BANK		1	0.2%
AKO GUKORA MURI PAPETERIE		1	0.2%
AKO GUTWARA MOTO		1	0.2%
AKO KUBA CHAUFFEUR		1	0.2%
AKUBUFUNDI		1	0.2%
ANSEIGNEMEN		1	0.2%
BAKING GUTEKA AMANDAZI		1	0.2%
BAR		2	0.5%
BARMAN		1	0.2%
BOULANGERIE		1	0.2%
BOUTIQUE		1	0.2%
BOUTIQUE IDANDAZA		1	0.2%
BOUTIQUE YA BYOSE		1	0.2%
CAISSIERE		1	0.2%

### # N030: Which occupations are you targeting?

Value	Label	Cases	Percentage
CAISSIERE MURI BANQUE		1	0.2%
CANTINE		1	0.2%
CASHIER		1	0.2%
CHAUFEUR		1	0.2%
CHAUFFEUR		9	2.1%
CHAUFFEUR W'IMODOKA		1	0.2%
CHEF D'ECHANTILLO		1	0.2%
CHEF DE CHANTIER		2	0.5%
CNVOYEUR WA TAX		1	0.2%
COIFFEUR AHANDI		1	0.2%
COMMERCE		1	0.2%
COMPTABILITE		4	0.9%
COMPTABLE		8	1.9%
COMPTABLE KURI BANQUE POPULAIRE		1	0.2%
COMPTABLE MUMURENGE		1	0.2%
COMPTABLE SALON DE COIFFURE		1	0.2%
COMPTABLE WA COMPANY		1	0.2%
CONVOYEUR		1	0.2%
COOKING		1	0.2%
COUTURE		1	0.2%
DOMAINE YE Y'UBUCAISSIERE		1	0.2%
DRIVER		2	0.5%
ELECTRICITEN		1	0.2%
ELECTRICITY		1	0.2%
ETRE CHAUFFEUR		1	0.2%
EWASA(AMASF		1	0.2%
FISCALITE		1	0.2%
GARDE POUR LES VOLCAN		1	0.2%
GUCURUZA		11	2.6%
GUCURUZA ALIMENTATION		1	0.2%
GUCURUZA (BOUTIQUE)		1	0.2%
GUCURUZA AMABALO		1	0.2%

# N030: Which occupations are you targeting?

Value	Label	Cases	Percentage
GUCURUZA AMATUNGO N'IMYAKA		1	0.2%
GUCURUZA BOUTIQUE		4	0.9%
GUCURUZA BOUTIQUE YIGANJEMO IBIRIBWA		1	0.2%
GUCURUZA DETAIL BYIGANJEMO IBIRIBWA		1	0.2%
GUCURUZA DETAIL DE CULTURES		1	0.2%
GUCURUZA IBIGAGE		1	0.2%
GUCURUZA IMYAKA		2	0.5%
GUCURUZA IMYENDA		3	0.7%
GUCURUZA INZOGA MURI BAR		1	0.2%
GUCURUZA KU GITI CYANGE		1	0.2%
GUCURUZA MURI BOUTIQUE		1	0.2%
GUCURUZA UBUCONCO		1	0.2%
GUCURUZA UBUCONSHO		1	0.2%
GUCUZA BUTIKE		1	0.2%
GUFATANYA IMPAPURO		1	0.2%
GUFINIKA INTEBE		1	0.2%
GUHINGA		1	0.2%
GUKANIKA		1	0.2%
GUKORA IMIGATI		2	0.5%
GUKORA INZARA		1	0.2%
GUKORA ISUKU		1	0.2%
GUKORA KU MODOKA		1	0.2%
GUKORA KURI CHANTIER		1	0.2%

### # N030: Which occupations are you targeting?

Value	Label	Cases	Percentage
GUKORA MU HOTEL		1	0.2%
GUKORA MU IGARAGE		2	0.5%
GUKORA MU IGARAJE		1	0.2%
GUKORA MU MA BANK		1	0.2%
GUKORA MURI ALIMENTATION		1	0.2%
GUKORA MURI ALIMENTATION		1	0.2%
GUKORA MURI BAR		1	0.2%
GUKORA MURI ENTREPRISE		1	0.2%
GUKORA MURI HOTEL		3	0.7%
GUKORA MURI HOTEL IKOMEYE NK'UMUTETSI		1	0.2%
GUKORA MURI JARDIN		1	0.2%
GUKORA MURI MUTUEL DE SANTE I NYAMATA		1	0.2%
GUKORA MURI RESTAURANT		1	0.2%
GUKORA MURI STRABAG		1	0.2%
GUKORA MURUGO		2	0.5%
GUKORA SERVICE MU KABARI		1	0.2%
GUKORA TELEPHONE		1	0.2%
GUKORERA MURI GARAGE		1	0.2%
GUKORRA ISUKU MURI BAR		1	0.2%
GUSANA IMIHANDA		1	0.2%
GUSERIVA MU YINDI RESTO		1	0.2%



### # N030: Which occupations are you targeting?

Value	Label	Cases	Percentage
GUSERIVA MURI RESTAURANT IKOMEYE		1	0.2%
GUSHINGA AKABARI		1	0.2%
GUSHINGA ATELIER		1	0.2%
GUSHINGA RESTAURENT		1	0.2%
GUSHINGA SALON DE COIFFURE YE		1	0.2%
GUSUDIRA		3	0.7%
GUTANGA AMAKARITA YA TIGO		1	0.2%
GUTEKA		3	0.7%
GUTEKA MURI HOTEL		1	0.2%
GUTEKA MURI HOTERI		1	0.2%
GUTEKERA ABASORE		1	0.2%
GUTERURA IBICURUZWA		1	0.2%
GUTUMA IKINYABIZIGA		1	0.2%
GUTWARA ABAGENZI		1	0.2%
GUTWARA ABAGENZI KURI MOTO		1	0.2%
GUTWARA IBINYABIZIGA		5	1.2%
GUTWARA IMODOKA		22	5.2%
GUTWARA MOTO		12	2.8%
GUTWARA ROTO		1	0.2%
GUTWARA TAXI MOTO		2	0.5%
GUTWARA TAXI VOITURE		1	0.2%
HOTEL		1	0.2%
HOTELERIE		1	0.2%
HYGIENE		1	0.2%
IBIJANYE N'ISUKU		1	0.2%
IBIJANYE N'UBWUBATSI		1	0.2%

### # N030: Which occupations are you targeting?

Value	Label	Cases	Percentage
IBIJANYE NA OPTION YA VETERNAIRE		1	0.2%
IMYUGA ICIRIRITSE		1	0.2%
INFORMATICIE		1	0.2%
INFORMATIQUI MANAGEMENT		1	0.2%
ISUKU MURI HOTEL		1	0.2%
IT MANAGER		1	0.2%
IZAMU		1	0.2%
KAJYANYE N'UBWUBATSI		1	0.2%
KEREKEYE CONSTRUCTION		1	0.2%
KO MU RUGO		1	0.2%
KOGOSHA		1	0.2%
KORORA AMATUNGO		1	0.2%
KORORA INKOKO		1	0.2%
KOTSA INYAMA		1	0.2%
KU BWUBATSI		1	0.2%
KUBA CHAUFFEUR		1	0.2%
KUBA POLICE		1	0.2%
KUBA SECRETAIRE		1	0.2%
KUBA SECRETAIRE EXECUTIF W'AKAGALI		1	0.2%
KUBA SERVEUR		1	0.2%
KUBA TANDIBOYI KU MODOKA		1	0.2%
KUBA UMU MOTARI		1	0.2%
KUBA UMUSHOFERI		1	0.2%
KUBA UMUSIRIKARE		1	0.2%
KUBA YAKORA MURI BANQUE		1	0.2%
KUBAKA		5	1.2%
KUBAZA		1	0.2%
KUBAZA IMBAHO		1	0.2%

# N030: Which occupations are you targeting?

Value	Label	Cases	Percentage
KUBOHA		1	0.2%
KUBUFUNDI		1	0.2%
KUBUMBA AHANDI		1	0.2%
KUBUMBA N'AHANDI		1	0.2%
KUDANDAZA IMBUTO		1	0.2%
KUDANDAZA IBIRIBWA MU ISOKO		1	0.2%
KUDEFURIZA		1	0.2%
KUDODA		5	1.2%
KUDODA IMYENDA Y'ABAGORE		1	0.2%
KUJYA MU GISIRIKARE		1	0.2%
KUJYA MUBUTUMWA BYIJIHUGU		1	0.2%
KUJYA MURI POLICE NATIONAL		1	0.2%
KUNYONGA IGARE		1	0.2%
KURAGIRA AMATUNGO		1	0.2%
KUROBA		1	0.2%
KWAHIRA UBWATSI INKA		1	0.2%
KWEREKANA FILM		1	0.2%
KWICURURIZA		1	0.2%
KWIGISHA		1	0.2%
KWIGISHA ABANTU IBIJYANYE N'UBUHINZI		1	0.2%
KWIGISHA IKORANABUHA		1	0.2%
KWIGISHA KU BOHA UDUSEKE		1	0.2%
KWIGISHA KUBAZA		1	0.2%
KWIGISHA KUDODA IMYENDA		1	0.2%
KWIGISHA MU MASHURI ABANZA		1	0.2%

### # N030: Which occupations are you targeting?

Value	Label	Cases	Percentage
KWIGISHA MURI ECOLE PRIMAIRE		1	0.2%
KWIGISHAMUR PRIMAIRE		1	0.2%
KWIKORERA		4	0.9%
KWIKORERA KUGITI CYE		1	0.2%
KWIKORERA SOUDURE		1	0.2%
KWIKORERA UBUCURUZI		1	0.2%
KWIKORERA(G		2	0.5%
KWOGOSHA		1	0.2%
KWUBAKA INZU		1	0.2%
MECANIC AUTOMOBILE		1	0.2%
MECANICIEN		1	0.2%
MECANIQUE		1	0.2%
MECHANIQUE AUTOMOBILE		2	0.5%
MINISTER		1	0.2%
MOTALI(GUTW MOTO)		1	0.2%
MOTARD		2	0.5%
MU BIYANYE NA ADMINISTRATI		1	0.2%
MU BUTETSI		1	0.2%
MU BYO YIZE		1	0.2%
MU GUCUKURA AMASHYUZA		1	0.2%
MURI HOTEL		1	0.2%
MUTUEL DE SANTE		1	0.2%
NDASHAKA KONGERA KWIKORERA		1	0.2%
NDASHAKA PERMIS		1	0.2%
ONATRACOM		1	0.2%
PHARMACIE		1	0.2%
PIECE DE L'ECHANGE(KU		1	0.2%
PLANTON		1	0.2%
PLANTON KWA MUGANGA		1	0.2%
PLOMBERIE		1	0.2%
POLICE		1	0.2%

# N030: Which occupations are you targeting?

Value	Label	Cases	Percentage
SANTE(MITUEL		1	0.2%
SECRETAIRE		1	0.2%
SECRETAIRE AHO BAHEMBA MENSHI		1	0.2%
SECRETARAIT		1	0.2%
SECURITY		1	0.2%
SOUDIRE		1	0.2%
SOUDURE		2	0.5%
STATION D'ESSANCE		1	0.2%
SUPERVISION CHANTIER DE CONSTRUCTION		1	0.2%
TAXI MOTO		1	0.2%
TECHICIEN		1	0.2%
TECHNICIEN ELECTRONIQUE		1	0.2%
TECHNICIEN MUBY'UMURIR		1	0.2%
TECHNIQUE		1	0.2%
TOPOGRAPHY		1	0.2%
TRAVAILLEUR		1	0.2%
UBU CHAUFFEUR		1	0.2%
UBUAIDE- MACON		1	0.2%
UBUBAJI		2	0.5%
UBUCUNGAMA		1	0.2%
UBUCURUZI		12	2.8%
UBUCURUZI BUCIRIRITSE		1	0.2%
UBUCURUZI BW'AMABUYE Y'AGACIRO		1	0.2%
UBUCURUZI BW'IBITOKI NIKORERA		1	0.2%
UBUCURUZI BW'IMYAKA(KU		1	0.2%
UBUCURUZI BW'IMYENDA		1	0.2%
UBUCURUZI BW'IMYENDA ADANDAZA		1	0.2%
UBUCURUZI BW'IMYENDA Y'ABANA		1	0.2%
UBUCURUZI BW'INYAMA		1	0.2%

# N030: Which occupations are you targeting?

Value	Label	Cases	Percentage
UBUCURUZI HOTEL		1	0.2%
UBUCURUZU BW'INYAMA		1	0.2%
UBUDOZI B'IMYENDA Y'ABAGABO		1	0.2%
UBUFUNDI		3	0.7%
UBUFUNDI KURI CHANTIER		1	0.2%
UBUGANGA		1	0.2%
UBUHINZI BW'UMUCERI		1	0.2%
UBUJARDINIER		1	0.2%
UBUJYANAMA MU KURWANYA RUSWA		1	0.2%
UBUKANISHI BW'IMODOKA		1	0.2%
UBUKORIKORI		1	0.2%
UBUKWAFERI COIFFEUR		1	0.2%
UBUMOTARI		2	0.5%
UBUREZI		1	0.2%
UBUREZI MURI PRIMAIRE		1	0.2%
UBUSHOFERI		11	2.6%
UBUSHOFERI BW'IMODOKA		3	0.7%
UBUSHOFERI BWA MOTO		1	0.2%
UBUTETSI MURI RESTAURENT		1	0.2%
UBUYEDE		2	0.5%
UBUYEDE(AIDE MACON)		1	0.2%
UBUYEDE/ AIDE MACON		1	0.2%
UBUZAMU		3	0.7%
UBWARIMU		2	0.5%
UBWUBATSI		3	0.7%
UMUBOYI		1	0.2%
UMUCURUZI W'IBIKORESHO		1	0.2%
UMUFASHA MU BUCURUZI BWA BOUTIQUE		1	0.2%

### # N030: Which occupations are you targeting?

Value	Label	Cases	Percentage
UMUMOMATAF		1	0.2%
UMUSHOFERI		1	0.2%
UMUSHOFERI WA MOTO		1	0.2%
UMUSHOFERI WA MOTO		1	0.2%
UMUSIRIKARE		1	0.2%
UMUYOBOZI W'IKINYABIZIG		1	0.2%
UMWARIMU W'IMIBARE		1	0.2%
WAITER		1	0.2%
WOLD VISION		1	0.2%
WORKING		1	0.2%
kuririmba		1	0.2%

*Warning: these figures indicate the number of cases found in the data file. They cannot be interpreted as summary statistics of the population of interest.*

### # N030A: ISCO

**Information** [Type= discrete] [Format=numeric] [Range= 110-9999] [Missing=\*]

**Statistics [NW/ W]** [Valid=426 /-] [Invalid=3586 /-]

Value	Label	Cases	Percentage
110	Commissioned armed forces officers	1	0.2%
210	Non-commissioned armed forces officers	0	
242	Administration professionals	0	
310	Armed forces occupations, other ranks	3	0.7%
334	Administrative and specialised secretaries	0	
723	Machinery mechanics and repairers	0	
835	Ships' deck crews and related workers	0	
912	Vehicle, window, laundry and other hand cleaning workers	0	
1111	Legislators	0	
1112	Senior government officials	0	
1113	Traditional chiefs and heads of village	1	0.2%
1114	Senior officials of special-interest organizations	0	
1120	Managing directors and chief executives	0	
1211	Finance managers	0	
1212	Human resource managers	0	
1213	Policy and planning managers	0	
1219	Business services and administration managers not elsewhere	0	
1221	Sales and marketing managers	0	
1222	Advertising and public relations managers	0	
1223	Research and development managers	0	
1311	Agricultural and forestry production managers	0	
1312	Aquaculture and fisheries production managers	0	
1321	Manufacturing managers	0	
1322	Mining managers	0	
1323	Construction managers	0	
1324	Supply, distribution and related managers	0	

**# N030A: ISCO**

Value	Label	Cases	Percentage
1330	Information and communications technology service managers	1	0.2%
1341	Child care services managers	0	
1342	Health services managers	0	
1343	Aged care services managers	0	
1344	Social welfare managers	0	
1345	Education managers	0	
1346	Financial and insurance services branch managers	0	
1349	Professional services managers not elsewhere classified	0	
1411	Hotel managers	1	0.2%
1412	Restaurant managers	2	0.5%
1420	Retail and wholesale trade managers	0	
1431	Sports, recreation and cultural centre managers	0	
1439	Services managers not elsewhere classified	2	0.5%
2111	Physicists and astronomers	0	
2112	Meteorologists	0	
2113	Chemists	0	
2114	Geologists and geophysicists	0	
2120	Mathematicians, actuaries and statisticians	1	0.2%
2131	Biologists, botanists, zoologists and related professionals	0	
2132	Farming, forestry and fisheries advisers	4	0.9%
2133	Environmental protection professionals	0	
2141	Industrial and production engineers	0	
2142	Civil engineers	1	0.2%
2143	Environmental engineers	0	
2144	Mechanical engineers	0	
2145	Chemical engineers	0	
2146	Mining engineers, metallurgists and related professionals	0	
2149	Engineering professionals not elsewhere classified	0	
2151	Electrical engineers	0	
2152	Electronics engineers	0	
2153	Telecommunications engineers	0	
2161	Building architects	0	
2162	Landscape architects	0	
2163	Product and garment designers	0	
2164	Town and traffic planners	0	
2165	Cartographers and surveyors	0	
2166	Graphic and multimedia designers	0	
2211	Generalist medical practitioners	0	
2212	Specialist medical practitioners	0	
2221	Nursing professionals	0	
2222	Midwifery professionals	0	
2230	Traditional and complementary medicine professionals	0	
2240	Paramedical practitioners	1	0.2%
2250	Veterinarians	0	
2261	Dentists	0	



## # N030A: ISCO

Value	Label	Cases	Percentage
2262	Pharmacists	1	0.2%
2263	Environmental and occupational health and hygiene profession	1	0.2%
2264	Physiotherapists	0	
2265	Dieticians and nutritionists	0	
2266	Audiologists and speech therapists	0	
2267	Optometrists and ophthalmic opticians	0	
2269	Health professionals not elsewhere classified	0	
2310	University and higher education teachers	0	
2320	Vocational education teachers	0	
2330	Secondary education teachers	3	0.7%
2341	Primary school teachers	7	1.6%
2342	Early childhood educators	0	
2351	Education methods specialists	0	
2352	Special needs teachers	0	
2353	Other language teachers	0	
2354	Other music teachers	0	
2355	Other arts teachers	2	0.5%
2356	Information technology trainers	1	0.2%
2359	Teaching professionals not elsewhere classified	0	
2411	Accountants	19	4.5%
2412	Financial and investment advisers	0	
2413	Financial analysts	0	
2421	Management and organization analysts	0	
2422	Policy administration professionals	1	0.2%
2423	Personnel and careers professionals	0	
2424	Training and staff development professionals	0	
2431	Advertising and marketing professionals	0	
2432	Public relations professionals	0	
2433	Technical and medical sales professionals (excluding ICT)	0	
2434	Information and communications technology sales professional	0	
2511	Systems analysts	0	
2512	Software developers	0	
2513	Web and multimedia developers	0	
2514	Applications programmers	0	
2519	Software and applications developers and analysts not elsewh	0	
2521	Database designers and administrators	0	
2522	Systems administrators	0	
2523	Computer network professionals	0	
2529	Database and network professionals not elsewhere classified	0	
2611	Lawyers	0	
2612	Judges	0	
2619	Legal professionals not elsewhere classified	0	
2621	Archivists and curators	0	
2622	Librarians and related information professionals	0	
2631	Economists	0	

**# N030A: ISCO**

Value	Label	Cases	Percentage
2632	Sociologists, anthropologists and related professionals	0	
2633	Philosophers, historians and political scientists	0	
2634	Psychologists	0	
2635	Social work and counselling professionals	0	
2636	Religious professionals	0	
2641	Authors and related writers	0	
2642	Journalists	0	
2643	Translators, interpreters and other linguists	0	
2651	Visual artists	0	
2652	Musicians, singers and composers	1	0.2%
2653	Dancers and choreographers	0	
2654	Film, stage and related directors and producers	0	
2655	Actors	0	
2656	Announcers on radio, television and other media	0	
2659	Creative and performing artists not elsewhere classified	0	
3111	Chemical and physical science technicians	0	
3112	Civil engineering technicians	0	
3113	Electrical engineering technicians	1	0.2%
3114	Electronics engineering technicians	1	0.2%
3115	Mechanical engineering technicians	4	0.9%
3116	Chemical engineering technicians	0	
3117	Mining and metallurgical technicians	0	
3118	Draughtspersons	0	
3119	Physical and engineering science technicians not elsewhere c	0	
3121	Mining supervisors	0	
3122	Manufacturing supervisors	0	
3123	Construction supervisors	4	0.9%
3131	Power production plant operators	0	
3132	Incinerator and water treatment plant operators	1	0.2%
3133	Chemical processing plant controllers	0	
3134	Petroleum and natural gas refining plant operators	0	
3135	Metal production process controllers	0	
3139	Process control technicians not elsewhere classified	0	
3141	Life science technicians (excluding medical)	0	
3142	Agricultural technicians	1	0.2%
3143	Forestry technicians	0	
3151	Ships' engineers	0	
3152	Ships' deck officers and pilots	0	
3153	Aircraft pilots and related associate professionals	0	
3154	Air traffic controllers	0	
3155	Air traffic safety electronics technicians	0	
3211	Medical imaging and therapeutic equipment technicians	0	
3212	Medical and pathology laboratory technicians	0	
3213	Pharmaceutical technicians and assistants	0	
3214	Medical and dental prosthetic technicians	0	

**# N030A: ISCO**

Value	Label	Cases	Percentage
3221	Nursing associate professionals	0	
3222	Midwifery associate professionals	0	
3230	Traditional and complementary medicine associate professiona	0	
3240	Veterinary technicians and assistants	1	0.2%
3251	Dental assistants and therapists	0	
3252	Medical records and health information technicians	1	0.2%
3253	Community health workers	0	
3254	Dispensing opticians	0	
3255	Physiotherapy technicians and assistants	0	
3256	Medical assistants	1	0.2%
3257	Environmental and occupational health inspectors and associa	0	
3258	Ambulance workers	0	
3259	Health associate professionals not elsewhere classified	1	0.2%
3311	Securities and finance dealers and brokers	0	
3312	Credit and loans officers	0	
3313	Accounting associate professionals	0	
3314	Statistical, mathematical and related associate professional	0	
3315	Valuers and loss assessors	0	
3321	Insurance representatives	0	
3322	Commercial sales representatives	0	
3323	Buyers	0	
3324	Trade brokers	0	
3331	Clearing and forwarding agents	0	
3332	Conference and event planners	0	
3333	Employment agents and contractors	0	
3334	Real estate agents and property managers	0	
3339	Business services agents not elsewhere classified	0	
3341	Office supervisors	0	
3342	Legal secretaries	0	
3343	Administrative and executive secretaries	0	
3344	Medical secretaries	0	
3351	Customs and border inspectors	0	
3352	Government tax and excise officials	2	0.5%
3353	Government social benefits officials	0	
3354	Government licensing officials	0	
3355	Police inspectors and detectives	0	
3359	Regulatory government associate professionals not elsewhere	0	
3411	Police inspectors and detectives	1	0.2%
3412	Social work associate professionals	1	0.2%
3413	Religious associate professionals	0	
3421	Athletes and sports players	0	
3422	Sports coaches, instructors and officials	0	
3423	Fitness and recreation instructors and program leaders	0	
3431	Photographers	1	0.2%
3432	Interior designers and decorators	0	

**# N030A: ISCO**

Value	Label	Cases	Percentage
3433	Gallery, museum and library technicians	0	
3434	Chefs	0	
3435	Other artistic and cultural associate professionals	0	
3511	Information and communications technology operations technic	2	0.5%
3512	Information and communications technology user support techn	0	
3513	Computer network and systems technicians	0	
3514	Web technicians	0	
3521	Broadcasting and audio-visual technicians	0	
3522	Telecommunications engineering technicians	0	
4110	General office clerks	0	
4120	Secretaries (general)	5	1.2%
4131	Typists and word processing operators	0	
4132	Data entry clerks	0	
4211	Bank tellers and related clerks	3	0.7%
4212	Bookmakers, croupiers and related gaming workers	0	
4213	Pawnbrokers and money-lenders	0	
4214	Debt-collectors and related workers	0	
4221	Travel consultants and clerks	0	
4222	Contact centre information clerks	0	
4223	Telephone switchboard operators	0	
4224	Hotel receptionists	0	
4225	Enquiry clerks	0	
4226	Receptionists (general)	1	0.2%
4227	Survey and market research interviewers	0	
4229	Client information workers not elsewhere classified	0	
4311	Accounting and bookkeeping clerks	0	
4312	Statistical, finance and insurance clerks	0	
4313	Payroll clerks	0	
4321	Stock clerks	0	
4322	Production clerks	0	
4323	Transport clerks	0	
4411	Library clerks	0	
4412	Mail carriers and sorting clerks	0	
4413	Coding, proof-reading and related clerks	0	
4414	Scribes and related workers	0	
4415	Filing and copying clerks	0	
4416	Personnel clerks	0	
4419	Clerical support workers not elsewhere classified	0	
5111	Travel attendants and travel stewards	0	
5112	Transport conductors	4	0.9%
5113	Travel guides	1	0.2%
5120	Cooks	11	2.6%
5131	Waiters	5	1.2%
5132	Bartenders	11	2.6%
5141	Hairdressers	8	1.9%

**# N030A: ISCO**

Value	Label	Cases	Percentage
5142	Beauticians and related workers	1	0.2%
5151	Cleaning and housekeeping supervisors in offices, hotels and	0	
5152	Domestic housekeepers	0	
5153	Building caretakers	0	
5161	Astrologers, fortune-tellers and related workers	1	0.2%
5162	Companions and valets	1	0.2%
5163	Undertakers and embalmers	0	
5164	Pet groomers and animal care workers	0	
5165	Driving instructors	0	
5169	Personal services workers not elsewhere classified	0	
5211	Stall and market salespersons	5	1.2%
5212	Street food salespersons	0	
5221	Shop keepers	48	11.3%
5222	Shop supervisors	1	0.2%
5223	Shop sales assistants	9	2.1%
5230	Cashiers and ticket clerks	3	0.7%
5241	Fashion and other models	0	
5242	Sales demonstrators	0	
5243	Door to door salespersons	0	
5244	Contact centre salespersons	0	
5245	Service station attendants	1	0.2%
5246	Food service counter attendants	3	0.7%
5249	Sales workers not elsewhere classified	4	0.9%
5311	Child care workers	0	
5312	Teachers' aides	0	
5321	Health care assistants	0	
5322	Home-based personal care workers	0	
5329	Personal care workers in health services not elsewhere class	0	
5411	Fire-fighters	0	
5412	Police officers	2	0.5%
5413	Prison guards	0	
5414	Security guards	7	1.6%
5419	Protective services workers not elsewhere classified	0	
6111	Field crop and vegetable growers	1	0.2%
6112	Tree and shrub crop growers	0	
6113	Gardeners, horticultural and nursery growers	0	
6114	Mixed crop growers	1	0.2%
6121	Livestock and dairy producers	0	
6122	Poultry producers	1	0.2%
6123	Apiarists and sericulturists	0	
6129	Animal producers not elsewhere classified	1	0.2%
6130	Mixed crop and animal producers	0	
6210	Forestry and related workers	0	
6221	Aquaculture workers	0	
6222	Inland and coastal waters fishery workers	1	0.2%

**# N030A: ISCO**

Value	Label	Cases	Percentage
6223	Deep-sea fishery workers	0	
6224	Hunters and trappers	0	
6310	Subsistence crop farmers	1	0.2%
6320	Subsistence livestock farmers	0	
6330	Subsistence mixed crop and livestock farmers	0	
6340	Subsistence fishers, hunters, trappers and gatherers	0	
7111	House builders	17	4.0%
7112	Bricklayers and related workers	4	0.9%
7113	Stonemasons, stone cutters, splitters and carvers	0	
7114	Concrete placers, concrete finishers and related workers	0	
7115	Carpenters and joiners	7	1.6%
7119	Building frame and related trades workers not elsewhere clas	0	
7121	Roofers	0	
7122	Floor layers and tile setters	0	
7123	Plasterers	0	
7124	Insulation workers	0	
7125	Glaziers	0	
7126	Plumbers and pipe fitters	1	0.2%
7127	Air conditioning and refrigeration mechanics	0	
7131	Painters and related workers	0	
7132	Spray painters and varnishers	0	
7133	Building structure cleaners	0	
7211	Metal moulders and coremakers	0	
7212	Welders and flamecutters	6	1.4%
7213	Sheet-metal workers	0	
7214	Structural-metal preparers and erectors	0	
7215	Riggers and cable splicers	0	
7221	Blacksmiths, hammersmiths and forging press workers	0	
7222	Toolmakers and related workers	0	
7223	Metal working machine tool setters and operators	0	
7224	Metal polishers, wheel grinders and tool sharpeners	0	
7231	Motor vehicle mechanics and repairers	9	2.1%
7232	Aircraft engine mechanics and repairers	0	
7233	Agricultural and industrial machinery mechanics and repairer	0	
7234	Bicycle and related repairers	0	
7311	Precision-instrument makers and repairers	0	
7312	Musical instrument makers and tuners	0	
7313	Jewellery and precious-metal workers	0	
7314	Potters and related workers	0	
7315	Glass makers, cutters, grinders and finishers	0	
7316	Sign writers, decorative painters, engravers and etchers	0	
7317	Handicraft workers in wood, basketry and related materials	0	
7318	Handicraft workers in textile, leather and related materials	0	
7319	Handicraft workers not elsewhere classified	0	
7321	Pre-press technicians	0	

# N030A: ISCO

Value	Label	Cases	Percentage
7322	Printers	0	
7323	Print finishing and binding workers	1	0.2%
7411	Building and related electricians	1	0.2%
7412	Electrical mechanics and fitters	0	
7413	Electrical line installers and repairers	0	
7421	Electronics mechanics and servicers	3	0.7%
7422	Information and communications technology installers and ser	1	0.2%
7511	Butchers, fishmongers and related food preparers	1	0.2%
7512	Bakers, pastry-cooks and confectionery makers	4	0.9%
7513	Dairy-products makers	0	
7514	Fruit, vegetable and related preservers	0	
7515	Food and beverage tasters and graders	0	
7516	Tobacco preparers and tobacco products makers	0	
7521	Wood treaters	0	
7522	Cabinet-makers and related workers	0	
7523	Woodworking-machine tool setters and operators	0	
7531	Tailors, dressmakers, furriers and hatters	9	2.1%
7532	Garment and related pattern-makers and cutters	1	0.2%
7533	Sewing, embroidery and related workers	0	
7534	Upholsterers and related workers	0	
7535	Pelt dressers, tanners and fellmongers	0	
7536	Shoemakers and related workers	0	
7541	Underwater divers	0	
7542	Shotfirers and blasters	0	
7543	Product graders and testers (excluding foods and beverages)	0	
7544	Fumigators and other pest and weed controllers	0	
7549	Craft and related workers not elsewhere classified	0	
8111	Miners and quarriers	0	
8112	Mineral and stone processing plant operators	0	
8113	Well drillers and borers and related workers	0	
8114	Cement, stone and other mineral products machine operators	0	
8121	Metal processing plant operators	0	
8122	Metal finishing, plating and coating machine operators	0	
8131	Chemical products plant and machine operators	0	
8132	Photographic products machine operators	0	
8141	Rubber products machine operators	0	
8142	Plastic products machine operators	0	
8143	Paper products machine operators	0	
8151	Fibre preparing, spinning and winding machine operators	0	
8152	Weaving and knitting machine operators	0	
8153	Sewing machine operators	1	0.2%
8154	Bleaching, dyeing and fabric cleaning machine operators	0	
8155	Fur and leather preparing machine operators	0	
8156	Shoemaking and related machine operators	0	
8157	Laundry machine operators	0	

**# N030A: ISCO**

Value	Label	Cases	Percentage
8159	Textile, fur and leather products machine operators not else	0	
8160	Food and related products machine operators	0	
8171	Pulp and papermaking plant operators	0	
8172	Wood processing plant operators	0	
8181	Glass and ceramics plant operators	0	
8182	Steam engine and boiler operators	0	
8183	Packing, bottling and labelling machine operators	0	
8189	Stationary plant and machine operators not elsewhere classif	0	
8211	Mechanical machinery assemblers	0	
8212	Electrical and electronic equipment assemblers	0	
8219	Assemblers not elsewhere classified	1	0.2%
8311	Locomotive engine drivers	0	
8312	Railway brake, signal and switch operators	0	
8321	Motorcycle drivers	30	7.0%
8322	Car, taxi and van drivers	60	14.1%
8331	Bus and tram drivers	2	0.5%
8332	Heavy truck and lorry drivers	0	
8341	Mobile farm and forestry plant operators	0	
8342	Earthmoving and related plant operators	0	
8343	Crane, hoist and related plant operators	0	
8344	Lifting truck operators	0	
8350	Ships' deck crews and related workers	0	
9111	Domestic cleaners and helpers	5	1.2%
9112	Cleaners and helpers in offices, hotels and other establishm	9	2.1%
9121	Hand launderers and pressers	0	
9122	Vehicle cleaners	0	
9123	Window cleaners	0	
9129	Other cleaning workers	0	
9211	Crop farm labourers	0	
9212	Livestock farm labourers	3	0.7%
9213	Mixed crop and livestock farm labourers	0	
9214	Garden and horticultural labourers	1	0.2%
9215	Forestry labourers	0	
9216	Fishery and aquaculture labourers	0	
9311	Mining and quarrying labourers	1	0.2%
9312	Civil engineering labourers	0	
9313	Building construction labourers	5	1.2%
9321	Hand packers	0	
9329	Manufacturing labourers not elsewhere classified	0	
9331	Hand and pedal vehicle drivers	2	0.5%
9332	Drivers of animal-drawn vehicles and machinery	0	
9333	Freight handlers	1	0.2%
9334	Shelf fillers	0	
9411	Fast food preparers	1	0.2%
9412	Kitchen helpers	0	



### # N030A: ISCO

Value	Label	Cases	Percentage
9510	Street and related service workers	0	
9520	Street vendors (excluding food)	0	
9611	Garbage and recycling collectors	0	
9612	Refuse sorters	0	
9613	Sweepers and related labourers	0	
9621	Messengers, package deliverers and luggage porters	1	0.2%
9622	Odd job persons	2	0.5%
9623	Meter readers and vending-machine collectors	0	
9624	Water and firewood collectors	0	
9629	Elementary workers not elsewhere classified	2	0.5%
9999		16	3.8%
Sysmiss		3586	

Warning: these figures indicate the number of cases found in the data file. They cannot be interpreted as summary statistics of the population of interest.

### # ISCO1N030A: ISCO\_FIRST\_LEVELN030A

<b>Information</b>	[Type= discrete] [Format=numeric] [Range= 1-99] [Missing=*]
<b>Statistics [NW/ W]</b>	[Valid=426 /-] [Invalid=3586 /-]

Value	Label	Cases	Percentage
1	Managers	7	1.6%
2	Professionals	43	10.1%
3	Technical and associate professionals	23	5.4%
4	Clerical support workers	9	2.1%
5	Services and sales workers	126	29.6%
6	Skilled agricultural, forestry and fishery workers	6	1.4%
7	Craft and related trade workers	65	15.3%
8	Plant and machine operators and assemblers	94	22.1%
9	Elementary occupations	33	7.7%
10	Armed forces occupations	4	0.9%
99	Missing values	16	3.8%
Sysmiss		3586	

Warning: these figures indicate the number of cases found in the data file. They cannot be interpreted as summary statistics of the population of interest.

### # N0302: Which occupations are you targeting?

<b>Information</b>	[Type= discrete] [Format=character] [Missing=*]
<b>Statistics [NW/ W]</b>	[Valid=101 /-] [Invalid=0 /-]

Value	Label	Cases	Percentage
AIDE MACON		1	1.0%
ARTISTE		1	1.0%
BANQUE CYANGWA IBINDI		1	1.0%
CAISSIER KURI BANQUE POPULAIRE		1	1.0%
CHAUFFEUR		2	2.0%
COMMERCE		2	2.0%
COMPTABILITE		1	1.0%

### # N0302: Which occupations are you targeting?

Value	Label	Cases	Percentage
CONSULTANCE		1	1.0%
CONVOYEUR		1	1.0%
DRIVER		1	1.0%
EDUCATION(KV BIOLOGIE)		1	1.0%
ENSEIGNAT		1	1.0%
GERANTE		1	1.0%
GUCUNGA GEREZA		1	1.0%
GUCUNGA UMUTEKANO		1	1.0%
GUCURUZA		3	3.0%
GUCURUZA CAROTI		1	1.0%
GUCURUZA IBIGAGE		1	1.0%
GUCURUZA IBIRIBWA		1	1.0%
GUCURUZA IBISHYIMBO		1	1.0%
GUCURUZA IMYAKA		1	1.0%
GUCURUZA IMYENDA		2	2.0%
GUCURUZA MURI BOUTIQUE		2	2.0%
GUCURUZA N'UBUNYAMAE MU BIGO		1	1.0%
GUHEREZA ABAFUNDI		1	1.0%
GUKAMERA NO GUFOTORA		1	1.0%
GUKANIKA		1	1.0%
GUKORA INTEBE(UMUB/		1	1.0%
GUKORA MU GISHANGA		1	1.0%
GUKORA MURI RESTAURANT		2	2.0%
GUKORA ZA PARABOLIKE		1	1.0%
GUKORESHA IFURO		2	2.0%
GUSHAKA CAMPANY YAKORAMO		1	1.0%
GUTEKA		2	2.0%

### # N0302: Which occupations are you targeting?

Value	Label	Cases	Percentage
GUTEKA IMIGATI N'AMANDAZI		1	1.0%
GUTWAA IMODOKA		1	1.0%
GUTWARA ABAGENZI		1	1.0%
GUTWARA ABANTU N'IBINTU (IMODIKA)		1	1.0%
GUTWARA IMIZIGO		1	1.0%
GUTWARA IMODOKA		3	3.0%
GUTWARA MOTO		5	5.0%
KORORA INKA		1	1.0%
KORORERA ISOKO		1	1.0%
KOZA IMODOKA MU BINAMBA		1	1.0%
KUBA ENTREPRENEUR		1	1.0%
KUBA MURI FINANCE		1	1.0%
KUBAGA		1	1.0%
KUBAKA		1	1.0%
KUBAKA AMASHIGA		1	1.0%
KUBAZA		2	2.0%
KUBYA ELECTRICITE		1	1.0%
KUJYA MU GIPORISI		1	1.0%
KWIKORERA		1	1.0%
MECANIQUE		1	1.0%
MOTAR		1	1.0%
ORINFOR(ELEC		1	1.0%
PLANTON		2	2.0%
REATAURANT		1	1.0%
RESTAURENT		1	1.0%
RURAL DEVELOPMENT AGENT		1	1.0%
SECRETARIAT		1	1.0%
SOUDURE		1	1.0%
UBUBAJI		2	2.0%
UBUCUNGAGEI		1	1.0%
UBUCURUZI		4	4.0%

### # N0302: Which occupations are you targeting?

Value	Label	Cases	Percentage
UBUCURUZI B'WIKIGAGE		1	1.0%
UBUCURUZI BWA BOUTIQUE		1	1.0%
UBUHINZI B'WIMBOGA		1	1.0%
UBUKANISHI		3	3.0%
UBUKANISHI B'WIMODOKA		1	1.0%
UBUKARANI		1	1.0%
UBUREZI		1	1.0%
UBWOROZI		1	1.0%
UBWOROZI B'WAKIJYAMBE AMATUNGO MAGUFI		1	1.0%
UBWUBATSI		1	1.0%
UMUCURUZI W'UBUCONSHO		1	1.0%
UMWARIMU WA CHIMIE		1	1.0%
UMWOROZI		1	1.0%

Warning: these figures indicate the number of cases found in the data file. They cannot be interpreted as summary statistics of the population of interest.

### # N030B: ISCO

Value	Label	Cases	Percentage
110	Commissioned armed forces officers	0	
210	Non-commissioned armed forces officers	0	
242	Administration professionals	0	
310	Armed forces occupations, other ranks	1	1.0%
334	Administrative and specialised secretaries	0	
723	Machinery mechanics and repairers	0	
835	Ships' deck crews and related workers	0	
912	Vehicle, window, laundry and other hand cleaning workers	0	
1111	Legislators	0	
1112	Senior government officials	0	
1113	Traditional chiefs and heads of village	0	
1114	Senior officials of special-interest organizations	0	
1120	Managing directors and chief executives	0	
1211	Finance managers	1	1.0%
1212	Human resource managers	1	1.0%
1213	Policy and planning managers	0	
1219	Business services and administration managers not elsewhere	0	
1221	Sales and marketing managers	0	
1222	Advertising and public relations managers	0	
1223	Research and development managers	0	

**# N030B: ISCO**

Value	Label	Cases	Percentage
1311	Agricultural and forestry production managers	0	
1312	Aquaculture and fisheries production managers	0	
1321	Manufacturing managers	0	
1322	Mining managers	0	
1323	Construction managers	0	
1324	Supply, distribution and related managers	0	
1330	Information and communications technology service managers	0	
1341	Child care services managers	0	
1342	Health services managers	0	
1343	Aged care services managers	0	
1344	Social welfare managers	0	
1345	Education managers	0	
1346	Financial and insurance services branch managers	0	
1349	Professional services managers not elsewhere classified	0	
1411	Hotel managers	0	
1412	Restaurant managers	1	1.0%
1420	Retail and wholesale trade managers	0	
1431	Sports, recreation and cultural centre managers	0	
1439	Services managers not elsewhere classified	0	
2111	Physicists and astronomers	0	
2112	Meteorologists	0	
2113	Chemists	0	
2114	Geologists and geophysicists	0	
2120	Mathematicians, actuaries and statisticians	0	
2131	Biologists, botanists, zoologists and related professionals	0	
2132	Farming, forestry and fisheries advisers	0	
2133	Environmental protection professionals	0	
2141	Industrial and production engineers	0	
2142	Civil engineers	1	1.0%
2143	Environmental engineers	0	
2144	Mechanical engineers	0	
2145	Chemical engineers	0	
2146	Mining engineers, metallurgists and related professionals	0	
2149	Engineering professionals not elsewhere classified	0	
2151	Electrical engineers	0	
2152	Electronics engineers	0	
2153	Telecommunications engineers	0	
2161	Building architects	1	1.0%
2162	Landscape architects	0	
2163	Product and garment designers	0	
2164	Town and traffic planners	0	
2165	Cartographers and surveyors	0	
2166	Graphic and multimedia designers	0	
2211	Generalist medical practitioners	0	
2212	Specialist medical practitioners	0	

**# N030B: ISCO**

Value	Label	Cases	Percentage
2221	Nursing professionals	0	
2222	Midwifery professionals	0	
2230	Traditional and complementary medicine professionals	0	
2240	Paramedical practitioners	0	
2250	Veterinarians	0	
2261	Dentists	0	
2262	Pharmacists	0	
2263	Environmental and occupational health and hygiene profession	0	
2264	Physiotherapists	0	
2265	Dieticians and nutritionists	0	
2266	Audiologists and speech therapists	0	
2267	Optometrists and ophthalmic opticians	0	
2269	Health professionals not elsewhere classified	0	
2310	University and higher education teachers	0	
2320	Vocational education teachers	0	
2330	Secondary education teachers	3	2.9%
2341	Primary school teachers	1	1.0%
2342	Early childhood educators	0	
2351	Education methods specialists	0	
2352	Special needs teachers	0	
2353	Other language teachers	0	
2354	Other music teachers	0	
2355	Other arts teachers	0	
2356	Information technology trainers	0	
2359	Teaching professionals not elsewhere classified	0	
2411	Accountants	2	1.9%
2412	Financial and investment advisers	0	
2413	Financial analysts	0	
2421	Management and organization analysts	0	
2422	Policy administration professionals	0	
2423	Personnel and careers professionals	0	
2424	Training and staff development professionals	0	
2431	Advertising and marketing professionals	0	
2432	Public relations professionals	0	
2433	Technical and medical sales professionals (excluding ICT)	0	
2434	Information and communications technology sales professional	0	
2511	Systems analysts	0	
2512	Software developers	0	
2513	Web and multimedia developers	0	
2514	Applications programmers	0	
2519	Software and applications developers and analysts not elsewh	0	
2521	Database designers and administrators	0	
2522	Systems administrators	0	
2523	Computer network professionals	0	
2529	Database and network professionals not elsewhere classified	0	

**# N030B: ISCO**

<b>Value</b>	<b>Label</b>	<b>Cases</b>	<b>Percentage</b>
2611	Lawyers	0	
2612	Judges	0	
2619	Legal professionals not elsewhere classified	0	
2621	Archivists and curators	0	
2622	Librarians and related information professionals	0	
2631	Economists	0	
2632	Sociologists, anthropologists and related professionals	0	
2633	Philosophers, historians and political scientists	0	
2634	Psychologists	0	
2635	Social work and counselling professionals	0	
2636	Religious professionals	0	
2641	Authors and related writers	0	
2642	Journalists	0	
2643	Translators, interpreters and other linguists	0	
2651	Visual artists	0	
2652	Musicians, singers and composers	0	
2653	Dancers and choreographers	0	
2654	Film, stage and related directors and producers	0	
2655	Actors	0	
2656	Announcers on radio, television and other media	0	
2659	Creative and performing artists not elsewhere classified	0	
3111	Chemical and physical science technicians	0	
3112	Civil engineering technicians	0	
3113	Electrical engineering technicians	0	
3114	Electronics engineering technicians	0	
3115	Mechanical engineering technicians	1	1.0%
3116	Chemical engineering technicians	0	
3117	Mining and metallurgical technicians	0	
3118	Draughtspersons	0	
3119	Physical and engineering science technicians not elsewhere c	0	
3121	Mining supervisors	0	
3122	Manufacturing supervisors	0	
3123	Construction supervisors	0	
3131	Power production plant operators	1	1.0%
3132	Incinerator and water treatment plant operators	0	
3133	Chemical processing plant controllers	0	
3134	Petroleum and natural gas refining plant operators	0	
3135	Metal production process controllers	0	
3139	Process control technicians not elsewhere classified	0	
3141	Life science technicians (excluding medical)	0	
3142	Agricultural technicians	0	
3143	Forestry technicians	0	
3151	Ships' engineers	0	
3152	Ships' deck officers and pilots	0	
3153	Aircraft pilots and related associate professionals	0	

**# N030B: ISCO**

<b>Value</b>	<b>Label</b>	<b>Cases</b>	<b>Percentage</b>
3154	Air traffic controllers	0	
3155	Air traffic safety electronics technicians	0	
3211	Medical imaging and therapeutic equipment technicians	0	
3212	Medical and pathology laboratory technicians	0	
3213	Pharmaceutical technicians and assistants	0	
3214	Medical and dental prosthetic technicians	0	
3221	Nursing associate professionals	0	
3222	Midwifery associate professionals	0	
3230	Traditional and complementary medicine associate professiona	0	
3240	Veterinary technicians and assistants	0	
3251	Dental assistants and therapists	0	
3252	Medical records and health information technicians	0	
3253	Community health workers	0	
3254	Dispensing opticians	0	
3255	Physiotherapy technicians and assistants	0	
3256	Medical assistants	0	
3257	Environmental and occupational health inspectors and associa	0	
3258	Ambulance workers	0	
3259	Health associate professionals not elsewhere classified	0	
3311	Securities and finance dealers and brokers	0	
3312	Credit and loans officers	0	
3313	Accounting associate professionals	0	
3314	Statistical, mathematical and related associate professional	0	
3315	Valuers and loss assessors	0	
3321	Insurance representatives	0	
3322	Commercial sales representatives	0	
3323	Buyers	0	
3324	Trade brokers	0	
3331	Clearing and forwarding agents	0	
3332	Conference and event planners	0	
3333	Employment agents and contractors	0	
3334	Real estate agents and property managers	0	
3339	Business services agents not elsewhere classified	0	
3341	Office supervisors	0	
3342	Legal secretaries	0	
3343	Administrative and executive secretaries	0	
3344	Medical secretaries	0	
3351	Customs and border inspectors	0	
3352	Government tax and excise officials	0	
3353	Government social benefits officials	0	
3354	Government licensing officials	0	
3355	Police inspectors and detectives	0	
3359	Regulatory government associate professionals not elsewhere	0	
3411	Police inspectors and detectives	0	
3412	Social work associate professionals	1	1.0%



# N030B: ISCO

Value	Label	Cases	Percentage
3413	Religious associate professionals	0	
3421	Athletes and sports players	0	
3422	Sports coaches, instructors and officials	0	
3423	Fitness and recreation instructors and program leaders	0	
3431	Photographers	1	1.0%
3432	Interior designers and decorators	1	1.0%
3433	Gallery, museum and library technicians	0	
3434	Chefs	0	
3435	Other artistic and cultural associate professionals	0	
3511	Information and communications technology operations technic	0	
3512	Information and communications technology user support techn	0	
3513	Computer network and systems technicians	0	
3514	Web technicians	0	
3521	Broadcasting and audio-visual technicians	0	
3522	Telecommunications engineering technicians	0	
4110	General office clerks	0	
4120	Secretaries (general)	2	1.9%
4131	Typists and word processing operators	0	
4132	Data entry clerks	0	
4211	Bank tellers and related clerks	1	1.0%
4212	Bookmakers, croupiers and related gaming workers	0	
4213	Pawnbrokers and money-lenders	0	
4214	Debt-collectors and related workers	0	
4221	Travel consultants and clerks	0	
4222	Contact centre information clerks	0	
4223	Telephone switchboard operators	1	1.0%
4224	Hotel receptionists	0	
4225	Enquiry clerks	0	
4226	Receptionists (general)	0	
4227	Survey and market research interviewers	0	
4229	Client information workers not elsewhere classified	0	
4311	Accounting and bookkeeping clerks	0	
4312	Statistical, finance and insurance clerks	0	
4313	Payroll clerks	0	
4321	Stock clerks	0	
4322	Production clerks	0	
4323	Transport clerks	0	
4411	Library clerks	0	
4412	Mail carriers and sorting clerks	0	
4413	Coding, proof-reading and related clerks	0	
4414	Scribes and related workers	0	
4415	Filing and copying clerks	0	
4416	Personnel clerks	0	
4419	Clerical support workers not elsewhere classified	0	
5111	Travel attendants and travel stewards	0	

**# N030B: ISCO**

Value	Label	Cases	Percentage
5112	Transport conductors	0	
5113	Travel guides	0	
5120	Cooks	1	1.0%
5131	Waiters	2	1.9%
5132	Bartenders	1	1.0%
5141	Hairdressers	0	
5142	Beauticians and related workers	0	
5151	Cleaning and housekeeping supervisors in offices, hotels and	0	
5152	Domestic housekeepers	0	
5153	Building caretakers	0	
5161	Astrologers, fortune-tellers and related workers	0	
5162	Companions and valets	1	1.0%
5163	Undertakers and embalmers	0	
5164	Pet groomers and animal care workers	0	
5165	Driving instructors	0	
5169	Personal services workers not elsewhere classified	1	1.0%
5211	Stall and market salespersons	2	1.9%
5212	Street food salespersons	0	
5221	Shop keepers	14	13.6%
5222	Shop supervisors	0	
5223	Shop sales assistants	3	2.9%
5230	Cashiers and ticket clerks	0	
5241	Fashion and other models	0	
5242	Sales demonstrators	0	
5243	Door to door salespersons	0	
5244	Contact centre salespersons	0	
5245	Service station attendants	0	
5246	Food service counter attendants	3	2.9%
5249	Sales workers not elsewhere classified	0	
5311	Child care workers	0	
5312	Teachers' aides	0	
5321	Health care assistants	0	
5322	Home-based personal care workers	0	
5329	Personal care workers in health services not elsewhere class	0	
5411	Fire-fighters	0	
5412	Police officers	0	
5413	Prison guards	2	1.9%
5414	Security guards	2	1.9%
5419	Protective services workers not elsewhere classified	0	
6111	Field crop and vegetable growers	1	1.0%
6112	Tree and shrub crop growers	0	
6113	Gardeners, horticultural and nursery growers	0	
6114	Mixed crop growers	0	
6121	Livestock and dairy producers	1	1.0%
6122	Poultry producers	0	

**# N030B: ISCO**

Value	Label	Cases	Percentage
6123	Apiarists and sericulturists	0	
6129	Animal producers not elsewhere classified	3	2.9%
6130	Mixed crop and animal producers	1	1.0%
6210	Forestry and related workers	0	
6221	Aquaculture workers	0	
6222	Inland and coastal waters fishery workers	0	
6223	Deep-sea fishery workers	0	
6224	Hunters and trappers	0	
6310	Subsistence crop farmers	1	1.0%
6320	Subsistence livestock farmers	0	
6330	Subsistence mixed crop and livestock farmers	0	
6340	Subsistence fishers, hunters, trappers and gatherers	0	
7111	House builders	3	2.9%
7112	Bricklayers and related workers	2	1.9%
7113	Stonemasons, stone cutters, splitters and carvers	0	
7114	Concrete placers, concrete finishers and related workers	0	
7115	Carpenters and joiners	3	2.9%
7119	Building frame and related trades workers not elsewhere clas	0	
7121	Roofers	0	
7122	Floor layers and tile setters	0	
7123	Plasterers	0	
7124	Insulation workers	0	
7125	Glaziers	0	
7126	Plumbers and pipe fitters	0	
7127	Air conditioning and refrigeration mechanics	0	
7131	Painters and related workers	0	
7132	Spray painters and varnishers	0	
7133	Building structure cleaners	0	
7211	Metal moulders and coremakers	0	
7212	Welders and flamecutters	1	1.0%
7213	Sheet-metal workers	0	
7214	Structural-metal preparers and erectors	0	
7215	Riggers and cable splicers	0	
7221	Blacksmiths, hammersmiths and forging press workers	0	
7222	Toolmakers and related workers	0	
7223	Metal working machine tool setters and operators	0	
7224	Metal polishers, wheel grinders and tool sharpeners	0	
7231	Motor vehicle mechanics and repairers	4	3.9%
7232	Aircraft engine mechanics and repairers	0	
7233	Agricultural and industrial machinery mechanics and repairer	0	
7234	Bicycle and related repairers	0	
7311	Precision-instrument makers and repairers	0	
7312	Musical instrument makers and tuners	0	
7313	Jewellery and precious-metal workers	0	
7314	Potters and related workers	0	

**# N030B: ISCO**

Value	Label	Cases	Percentage
7315	Glass makers, cutters, grinders and finishers	0	
7316	Sign writers, decorative painters, engravers and etchers	0	
7317	Handicraft workers in wood, basketry and related materials	0	
7318	Handicraft workers in textile, leather and related materials	0	
7319	Handicraft workers not elsewhere classified	0	
7321	Pre-press technicians	0	
7322	Printers	0	
7323	Print finishing and binding workers	0	
7411	Building and related electricians	1	1.0%
7412	Electrical mechanics and fitters	0	
7413	Electrical line installers and repairers	0	
7421	Electronics mechanics and servicers	1	1.0%
7422	Information and communications technology installers and ser	0	
7511	Butchers, fishmongers and related food preparers	1	1.0%
7512	Bakers, pastry-cooks and confectionery makers	1	1.0%
7513	Dairy-products makers	0	
7514	Fruit, vegetable and related preservers	0	
7515	Food and beverage tasters and graders	0	
7516	Tobacco preparers and tobacco products makers	0	
7521	Wood treaters	2	1.9%
7522	Cabinet-makers and related workers	0	
7523	Woodworking-machine tool setters and operators	0	
7531	Tailors, dressmakers, furriers and hatters	0	
7532	Garment and related pattern-makers and cutters	0	
7533	Sewing, embroidery and related workers	0	
7534	Upholsterers and related workers	0	
7535	Pelt dressers, tanners and fellmongers	0	
7536	Shoemakers and related workers	0	
7541	Underwater divers	0	
7542	Shotfirers and blasters	0	
7543	Product graders and testers (excluding foods and beverages)	0	
7544	Fumigators and other pest and weed controllers	0	
7549	Craft and related workers not elsewhere classified	0	
8111	Miners and quarriers	0	
8112	Mineral and stone processing plant operators	0	
8113	Well drillers and borers and related workers	0	
8114	Cement, stone and other mineral products machine operators	0	
8121	Metal processing plant operators	0	
8122	Metal finishing, plating and coating machine operators	0	
8131	Chemical products plant and machine operators	0	
8132	Photographic products machine operators	0	
8141	Rubber products machine operators	0	
8142	Plastic products machine operators	0	
8143	Paper products machine operators	0	
8151	Fibre preparing, spinning and winding machine operators	0	

**# N030B: ISCO**

Value	Label	Cases	Percentage
8152	Weaving and knitting machine operators	0	
8153	Sewing machine operators	0	
8154	Bleaching, dyeing and fabric cleaning machine operators	0	
8155	Fur and leather preparing machine operators	0	
8156	Shoemaking and related machine operators	0	
8157	Laundry machine operators	0	
8159	Textile, fur and leather products machine operators not else	0	
8160	Food and related products machine operators	0	
8171	Pulp and papermaking plant operators	0	
8172	Wood processing plant operators	0	
8181	Glass and ceramics plant operators	0	
8182	Steam engine and boiler operators	0	
8183	Packing, bottling and labelling machine operators	0	
8189	Stationary plant and machine operators not elsewhere classif	0	
8211	Mechanical machinery assemblers	0	
8212	Electrical and electronic equipment assemblers	0	
8219	Assemblers not elsewhere classified	0	
8311	Locomotive engine drivers	0	
8312	Railway brake, signal and switch operators	0	
8321	Motorcycle drivers	6	5.8%
8322	Car, taxi and van drivers	10	9.7%
8331	Bus and tram drivers	0	
8332	Heavy truck and lorry drivers	0	
8341	Mobile farm and forestry plant operators	0	
8342	Earthmoving and related plant operators	0	
8343	Crane, hoist and related plant operators	0	
8344	Lifting truck operators	0	
8350	Ships' deck crews and related workers	0	
9111	Domestic cleaners and helpers	0	
9112	Cleaners and helpers in offices, hotels and other establishm	2	1.9%
9121	Hand launderers and pressers	0	
9122	Vehicle cleaners	1	1.0%
9123	Window cleaners	0	
9129	Other cleaning workers	0	
9211	Crop farm labourers	1	1.0%
9212	Livestock farm labourers	0	
9213	Mixed crop and livestock farm labourers	0	
9214	Garden and horticultural labourers	0	
9215	Forestry labourers	0	
9216	Fishery and aquaculture labourers	0	
9311	Mining and quarrying labourers	0	
9312	Civil engineering labourers	0	
9313	Building construction labourers	1	1.0%
9321	Hand packers	0	
9329	Manufacturing labourers not elsewhere classified	0	

<b># N030B: ISCO</b>			
<b>Value</b>	<b>Label</b>	<b>Cases</b>	<b>Percentage</b>
9331	Hand and pedal vehicle drivers	0	
9332	Drivers of animal-drawn vehicles and machinery	0	
9333	Freight handlers	1	1.0%
9334	Shelf fillers	0	
9411	Fast food preparers	1	1.0%
9412	Kitchen helpers	0	
9510	Street and related service workers	0	
9520	Street vendors (excluding food)	0	
9611	Garbage and recycling collectors	0	
9612	Refuse sorters	0	
9613	Sweepers and related labourers	0	
9621	Messengers, package deliverers and luggage porters	1	1.0%
9622	Odd job persons	0	
9623	Meter readers and vending-machine collectors	0	
9624	Water and firewood collectors	0	
9629	Elementary workers not elsewhere classified	0	
Sysmiss		3909	
<i>Warning: these figures indicate the number of cases found in the data file. They cannot be interpreted as summary statistics of the population of interest.</i>			
<b># ISCO1N030B: ISCO_FIRST_LEVELN030B</b>			
<b>Information</b>	[Type= discrete] [Format=numeric] [Range= 1-99] [Missing=*]		
<b>Statistics [NW/ W]</b>	[Valid=103 /-] [Invalid=3909 /-]		
<b>Value</b>	<b>Label</b>	<b>Cases</b>	<b>Percentage</b>
1	Managers	3	2.9%
2	Professionals	8	7.8%
3	Technical and associate professionals	5	4.9%
4	Clerical support workers	4	3.9%
5	Services and sales workers	32	31.1%
6	Skilled agricultural, forestry and fishery workers	7	6.8%
7	Craft and related trade workers	19	18.4%
8	Plant and machine operators and assemblers	16	15.5%
9	Elementary occupations	8	7.8%
10	Armed forces occupations	1	1.0%
99	Missing values	0	
Sysmiss		3909	
<i>Warning: these figures indicate the number of cases found in the data file. They cannot be interpreted as summary statistics of the population of interest.</i>			
<b># N040A: Word of mouth/family/friends</b>			
<b>Information</b>	[Type= discrete] [Format=numeric] [Range= 1-9] [Missing=*]		
<b>Statistics [NW/ W]</b>	[Valid=426 /-] [Invalid=3586 /-]		
<b>Value</b>	<b>Label</b>	<b>Cases</b>	<b>Percentage</b>
1	Yes	379	89.0%
2	No	45	10.6%
9	Missing value	2	0.5%
Sysmiss		3586	
<i>Warning: these figures indicate the number of cases found in the data file. They cannot be interpreted as summary statistics of the population of interest.</i>			

<b># N040B: Unsolicited / passing-by</b>			
<b>Information</b>	[Type= discrete] [Format=numeric] [Range= 1-9] [Missing=*]		
<b>Statistics [NW/ W]</b>	[Valid=426 /-] [Invalid=3586 /-]		
<b>Value</b>	<b>Label</b>	<b>Cases</b>	<b>Percentage</b>
1	Yes	127	29.8%
2	No	296	69.5%
9	Missing value	3	0.7%
Sysmiss		3586	
<i>Warning: these figures indicate the number of cases found in the data file. They cannot be interpreted as summary statistics of the population of interest.</i>			
<b># N040C: Internet, media</b>			
<b>Information</b>	[Type= discrete] [Format=numeric] [Range= 1-9] [Missing=*]		
<b>Statistics [NW/ W]</b>	[Valid=426 /-] [Invalid=3586 /-]		
<b>Value</b>	<b>Label</b>	<b>Cases</b>	<b>Percentage</b>
1	Yes	89	20.9%
2	No	334	78.4%
9	Missing value	3	0.7%
Sysmiss		3586	
<i>Warning: these figures indicate the number of cases found in the data file. They cannot be interpreted as summary statistics of the population of interest.</i>			
<b># N040D: LMIS</b>			
<b>Information</b>	[Type= discrete] [Format=numeric] [Range= 1-9] [Missing=*]		
<b>Statistics [NW/ W]</b>	[Valid=426 /-] [Invalid=3586 /-]		
<b>Value</b>	<b>Label</b>	<b>Cases</b>	<b>Percentage</b>
1	Yes	2	0.5%
2	No	421	98.8%
9	Missing value	3	0.7%
Sysmiss		3586	
<i>Warning: these figures indicate the number of cases found in the data file. They cannot be interpreted as summary statistics of the population of interest.</i>			

**# N040E: Job agents / bureaus**

**Information** [Type= discrete] [Format=numeric] [Range= 1-9] [Missing=\*]

**Statistics [NW/ W]** [Valid=426 /-] [Invalid=3586 /-]

Value	Label	Cases	Percentage
1	Yes	14	3.3%
2	No	409	96.0%
9	Missing value	3	0.7%
System		3586	

*Warning: these figures indicate the number of cases found in the data file. They cannot be interpreted as summary statistics of the population of interest.*

**# N040F: Training institutions**

**Information** [Type= discrete] [Format=numeric] [Range= 1-9] [Missing=\*]

**Statistics [NW/ W]** [Valid=426 /-] [Invalid=3586 /-]

Value	Label	Cases	Percentage
1	Yes	9	2.1%
2	No	414	97.2%
9	Missing value	3	0.7%
System		3586	

*Warning: these figures indicate the number of cases found in the data file. They cannot be interpreted as summary statistics of the population of interest.*

**# N040G: Other (specify)**

**Information** [Type= discrete] [Format=numeric] [Range= 1-9] [Missing=\*]

**Statistics [NW/ W]** [Valid=426 /-] [Invalid=3586 /-]

Value	Label	Cases	Percentage
1	Yes	33	7.7%
2	No	390	91.5%
9	missing value	3	0.7%
System		3586	

*Warning: these figures indicate the number of cases found in the data file. They cannot be interpreted as summary statistics of the population of interest.*

**# N040S: Other-Specify**

**Information** [Type= discrete] [Format=character] [Missing=\*]

**Statistics [NW/ W]** [Valid=30 /-] [Invalid=0 /-]

Value	Label	Cases	Percentage
ATEGEREJE INYUNGU		1	3.3%
AZABYIKORER		1	3.3%
AZIKORERA		3	10.0%
AZISHAKIRA AMAFARANGA		1	3.3%
GUKURA IGISHORO MU MUSARURO WE		1	3.3%
GUKUSANYA AMAFARANGA		1	3.3%
GUSABA ABAFITE IMODOKA		1	3.3%



**# N040S: Other-Specify**

Value	Label	Cases	Percentage
GUSHAKA AHO BYAGENDA NEZA		1	3.3%
GUSHAKA AMAFARANGA NAHO GUKORE		1	3.3%
GUSHAKA IGISAGO,KWIZI		1	3.3%
GUSHAKA IGISHORO		2	6.7%
GUSHAKISHA NGENYINE		1	3.3%
KU GITI CYANGE		1	3.3%
KUGITI CYE.		1	3.3%
KUYIGURIRA		1	3.3%
KUZIGAMA AMAFARANGA		1	3.3%
KWANDIKA ASABA		1	3.3%
KWICURURUZA UBUCONCO		1	3.3%
KWIZIGAMIRA NGO NGURE MACHINE		1	3.3%
MU BIGO BIFITE MECHANIQUE		1	3.3%
MURI BENEWACU		1	3.3%
MURI DEMOBILISATI		1	3.3%
NDABYIKORER		1	3.3%
NDI GUKORERA PERMIS		1	3.3%
YISHAKIRA UBWE		1	3.3%
YIZIGAMIYE AYO GUTANGIZA		1	3.3%
make nazigamye niyo nzabanza g		1	3.3%

*Warning: these figures indicate the number of cases found in the data file. They cannot be interpreted as summary statistics of the population of interest.*

**# N050: M52:N050 Are you willing to move away from your current place of residence for a different job ?**

<b>Information</b>	[Type= discrete] [Format=numeric] [Range= 1-9] [Missing=*]		
<b>Statistics [NW/ W]</b>	[Valid=4012 /-] [Invalid=0 /-]		
Value	Label	Cases	Percentage
1	Yes	2931	73.1%
2	No	1080	26.9%

**# N050: M52:N050 Are you willing to move away from your current place of residence for a different job ?**

Value	Label	Cases	Percentage
9	Missing value	1	0.0%

*Warning: these figures indicate the number of cases found in the data file. They cannot be interpreted as summary statistics of the population of interest.*

**# N060: Why are you willing to move?**

<b>Information</b>	[Type= discrete] [Format=numeric] [Range= 1-9] [Missing=*]
--------------------	--

<b>Statistics [NW/ W]</b>	[Valid=2931 /-] [Invalid=1081 /-]
---------------------------	-----------------------------------

Value	Label	Cases	Percentage
1	Better salary/ rel benefits	2288	78.1%
2	Better working conditions	583	19.9%
3	Exposure	5	0.2%
4	Security	18	0.6%
5	Other(specify)	25	0.9%
9	Missing value	12	0.4%
Sysmiss		1081	

*Warning: these figures indicate the number of cases found in the data file. They cannot be interpreted as summary statistics of the population of interest.*

**# N060S: Other-Specify**

<b>Information</b>	[Type= discrete] [Format=character] [Missing=*]
--------------------	---

<b>Statistics [NW/ W]</b>	[Valid=21 /-] [Invalid=0 /-]
---------------------------	------------------------------

Value	Label	Cases	Percentage
3		1	4.8%
ABABYEYI BE BABIMUSABYE		1	4.8%
AHABONEKA INYUNGU NYINSHI		1	4.8%
AHO IMIKORERE ARI MYIZA AHO YA		1	4.8%
EXPLORATION		1	4.8%
GUKORA IBYO YIZE		1	4.8%
GUKUNDA IMPINDUKA		1	4.8%
GUSHAKA AHARI ICYASHARA KINSHI		1	4.8%
HANO KADAHARI		1	4.8%
HANO SIMPEMBWA		1	4.8%
IMPAMVU YATUMA YIBESHAHO		1	4.8%
ITERAMBERE		1	4.8%
KONGERA AMAFRANGA Y'URUGO		1	4.8%

<b># N060S: Other-Specify</b>			
<b>Value</b>	<b>Label</b>	<b>Cases</b>	<b>Percentage</b>
KUBA BOSS YARASHATSE KWIMUKA		1	4.8%
KUBERA BOSS ABISHAKA AHO YARYA		1	4.8%
KWAGURA IMIRIMO		1	4.8%
KWEGERA UMUGANGA WAFILLE		1	4.8%
KWIYONGERA UBUMENYI		1	4.8%
MBONYE UBURYO BWO KWIKORERA		1	4.8%
NDIFUZA GUTERIMBERE		1	4.8%
SINKUNDA UTUBARI		1	4.8%
<i>Warning: these figures indicate the number of cases found in the data file. They cannot be interpreted as summary statistics of the population of interest.</i>			
<b># N070: Where do you want to move to?</b>			
<b>Information</b>	[Type= discrete] [Format=numeric] [Range= 1-9] [Missing=*]		
<b>Statistics [NW/ W]</b>	[Valid=2931 /-] [Invalid=1081 /-]		
<b>Value</b>	<b>Label</b>	<b>Cases</b>	<b>Percentage</b>
1	within Rwanda	1293	44.1%
2	Other EAC countries	178	6.1%
3	Other African counties/Rest of Africa	17	0.6%
4	Out of Africa	15	0.5%
5	Anywhere	1415	48.3%
9	Missing value	13	0.4%
Sysmiss		1081	
<i>Warning: these figures indicate the number of cases found in the data file. They cannot be interpreted as summary statistics of the population of interest.</i>			
<b># N080A: If you don't want to move, please indicate why</b>			
<b>Information</b>	[Type= discrete] [Format=numeric] [Range= 1-9] [Missing=*]		
<b>Statistics [NW/ W]</b>	[Valid=1080 /-] [Invalid=2932 /-]		
<b>Value</b>	<b>Label</b>	<b>Cases</b>	<b>Percentage</b>
1	Family / dependents / friends	786	72.8%
2	Different culture	39	3.6%
3	Too risky	23	2.1%
4	Language problems	39	3.6%
5	Lack skills / competence	78	7.2%
6	Lack certificate / authorisation	20	1.9%
7	Other (specify)	88	8.1%
9	Missing value	7	0.6%
Sysmiss		2932	
<i>Warning: these figures indicate the number of cases found in the data file. They cannot be interpreted as summary statistics of the population of interest.</i>			

<b># N080B: If you don't want to move, please indicate why</b>			
<b>Information</b>		[Type= discrete] [Format=numeric] [Range= 1-9] [Missing=*]	
<b>Statistics [NW/ W]</b>		[Valid=763 /-] [Invalid=3249 /-]	
<b>Value</b>	<b>Label</b>	<b>Cases</b>	<b>Percentage</b>
1	Family / dependents / friends	55	7.2%
2	Different culture	97	12.7%
3	Too risky	120	15.7%
4	Language problems	178	23.3%
5	Lack skills / competence	198	26.0%
6	Lack certificate / authorisation	65	8.5%
7	Other (specify)	50	6.6%
9	Missing value	0	
Sysmiss		3249	
<i>Warning: these figures indicate the number of cases found in the data file. They cannot be interpreted as summary statistics of the population of interest.</i>			
<b># N080C: If you don't want to move, please indicate why</b>			
<b>Information</b>		[Type= discrete] [Format=numeric] [Range= 1-9] [Missing=*]	
<b>Statistics [NW/ W]</b>		[Valid=414 /-] [Invalid=3598 /-]	
<b>Value</b>	<b>Label</b>	<b>Cases</b>	<b>Percentage</b>
1	Family / dependents / friends	21	5.1%
2	Different culture	20	4.8%
3	Too risky	44	10.6%
4	Language problems	92	22.2%
5	Lack skills / competence	97	23.4%
6	Lack certificate / authorisation	105	25.4%
7	Other (specify)	35	8.5%
9	Missing value	0	
Sysmiss		3598	
<i>Warning: these figures indicate the number of cases found in the data file. They cannot be interpreted as summary statistics of the population of interest.</i>			
<b># N080S: Other-Specify</b>			
<b>Information</b>		[Type= discrete] [Format=character] [Missing=*]	
<b>Statistics [NW/ W]</b>		[Valid=160 /-] [Invalid=0 /-]	
<b>Value</b>	<b>Label</b>	<b>Cases</b>	<b>Percentage</b>
ABONA NTACYO ABUZE CYATUMA YIM		1	0.6%
AGEZE MU ZA BUKURU		1	0.6%
AHANDI NTA KIBAZO MPAFITE		1	0.6%
AHO ARI NTA CYO HAMUTWAYE		1	0.6%
AHO ATUYE NI ISAMBUMBU YE		1	0.6%

# N080S: Other-Specify

Value	Label	Cases	Percentage
AHO NKORA,BAMFA NEZA		1	0.6%
AHO NKORERA NDAHAKUNDA		1	0.6%
AHO NTUYE NI HEZA		1	0.6%
AHONKORERA NIHAFI		1	0.6%
AKAZI AFITE KARAMUHAGIJ		1	0.6%
AKAZI AKORA KARAMUHAGIJ		1	0.6%
AKAZI NDIHO NIKO NKUNDA SINAKW		1	0.6%
AKAZI NKORA NTACYO GATWAYE		1	0.6%
AKO AFITE KARAMUHAGIJ		1	0.6%
AKO AKORA UBU KARAMUHAGIJ		1	0.6%
AKONKORA NTAKIBAZO KANTEYE		1	0.6%
AKORERA HAFI YO MURUGO		1	0.6%
AKORERA MURI FAMILLE		1	0.6%
AKUNDA AHO AKORERA		1	0.6%
AMASOMO		1	0.6%
ANYUZWE N'AKAZI AKORA		1	0.6%
ANYUZWE N'UMUSHAHAR		1	0.6%
ARACYARI KWIGA		1	0.6%
ARACYARI MUTO		1	0.6%
ARACYARI UMWANA		1	0.6%
ARACYIGA		2	1.2%
ARAKASHA KUJYA KWIGA		1	0.6%
ARAKUZE		3	1.9%
ARASHAJE		4	2.5%

# N080S: Other-Specify

Value	Label	Cases	Percentage
ARASHAJE SIYABISHOBOR		1	0.6%
ARASHAKA GUSUBIRA KU ISHULI		1	0.6%
ARASHAKA KWIGA		1	0.6%
ARI KWIGA COUTURE		1	0.6%
ARIKORERA		1	0.6%
ARIKORERA NTA MPAMVU YO KUGEND		1	0.6%
ARIKORERA NTAKENEYE KUJYAHANDI		1	0.6%
ARIMO KWIGA		1	0.6%
ATUYE HAFI YAKAZI		1	0.6%
AZASUBIRA KWIGA		1	0.6%
AZIGA		1	0.6%
BAMUFASHA,A KUBONA GUKO		1	0.6%
BIRANYOROHE MU KAZI		1	0.6%
GUKOMEZA AMASOMO		1	0.6%
GUKOMEZA GUTEZA IMBERE BUSINES		1	0.6%
GUKORERA AHANTU AZI NEZA		1	0.6%
GUKUNDA AHO NTUYE		1	0.6%
GUKUNDA IGIHUGU		2	1.2%
GUSAZA		7	4.4%
GUSAZA NO KURWARAGUR		1	0.6%
GUSHIMISHWA N'AKAZI		1	0.6%
GUTEZA IMBERE BUSINESS YANJYE		1	0.6%
GUTEZA IMBERE IGIHUGU		1	0.6%
HAMBEREYE HEZA		1	0.6%

# N080S: Other-Specify

Value	Label	Cases	Percentage
HANO BAMPEMBA NEZA		1	0.6%
HANO NDAHEMBWA		1	0.6%
HARAMUHAGU		1	0.6%
HARI AMAHORO		1	0.6%
HARI SANZUYE		1	0.6%
IBIBAZO BY'UMUTEKAN HANZE		1	0.6%
IBIKORWA AFITE UBWOROZI,IZA		1	0.6%
IDUKA NTABWO RY'IMUKA		1	0.6%
IMIBANIRE MYIZA N'UMUKORESH		1	0.6%
IMIKORERE MYIZA		1	0.6%
IMYAKA NTIBINYEMERE		1	0.6%
INKWETO ZIRUNGUKA		1	0.6%
INTEGE NINKE		1	0.6%
KARAMUNYUZ AMAFARANGA		1	0.6%
KUBA AMENYERANYI NUMUKORESH.		1	0.6%
KUBA WIGA		1	0.6%
KUBERA IZABUKURU		1	0.6%
KUBERA KWIGA		1	0.6%
KUBURA IMBARAGA		1	0.6%
KUKO ARI MURI CARTIER		1	0.6%
KWIGA		3	1.9%
KWIGA N'UMUNYESHU		1	0.6%
KWIGA NTAHA MU RUGO		1	0.6%
KWIGA NTIGO YATA AMASOMO		1	0.6%

# N080S: Other-Specify

Value	Label	Cases	Percentage
KWIGA(YIGA MU RWANDA)		1	0.6%
MBANYE NEZA N'UMUKORESH		1	0.6%
MFITE IMIKORANIRE MYIZA NUMUKO		1	0.6%
MU KURIKIYE IGIHE YIMUTSE		1	0.6%
NARIYUBAKIY SINASIGA INZU YANJ		1	0.6%
NDACYARI UMUNYESHURI		1	0.6%
NDACYIGA		2	1.2%
NDAHATUYE SINAJYA GUKODESHA		1	0.6%
NDAHIZEYE NTIBANYAMBU		1	0.6%
NDANYUZWE		1	0.6%
NDASHAJE		3	1.9%
NDASHAJE SINAKWIMUKA MUKAZI		1	0.6%
NDASHAKA GUKOMEZA KWIGA		1	0.6%
NDATEGURA GUKORERA CYANE HANO		1	0.6%
NDAZA KUBIREKA NSHAKE UMUGABO		1	0.6%
NDI MUNZIRA YO GUKORA NEZA		1	0.6%
NDIMO KWIGA		1	0.6%
NDISAZIYE		1	0.6%
NI UMUNYESHURI NTABWO YAJYA KU		1	0.6%
NISHIMIYE AHANTU NTUYE		1	0.6%
NKUNDA AKAKAZI MURI IKI GIHUGU		1	0.6%



# N080S: Other-Specify

Value	Label	Cases	Percentage
NKUNDA UBUZIMA BWINAHA CYANE		1	0.6%
NKUNDIWACU		1	0.6%
NTA KIBAZO CYATUMA MVA AHO NDI		1	0.6%
NTABUSHOBOZ NABONA		1	0.6%
NTABWO ABABYEYI BABYEMERA		1	0.6%
NTABWO NASIGA UMUGABO WANJYE		1	0.6%
NTABWO NATA ABANYAMURY		1	0.6%
NTACYAMURU IWABO		1	0.6%
NTAGO AKUNDA KUGENDAGENI		1	0.6%
NTAHANDI YAKORERA		1	0.6%
NTAKIBAZO AFITANYE NUMUKORESH.		1	0.6%
NTAKIBAZO AHO NKORERA		1	0.6%
NTAKIBAZO MFITE		1	0.6%
NTAKUNDA GUHINDURANY AKAZI		1	0.6%
NTAKUZA		1	0.6%
NTAMPAMVU YO KWIMUKA ARIKORERA		1	0.6%
NTIYAREKA GUKORANA N'UMUGABOWI		1	0.6%
NTIYATA AKAZI		1	0.6%
NTIYATA URUGO		1	0.6%
NUKUBERA YUMVA AHANGAHA HAMEZE		1	0.6%
SHAKA GUSUBIRA KWIGA		1	0.6%

**# N080S: Other-Specify**

Value	Label	Cases	Percentage
SINAKWIMUKA BATANYIRUKA		1	0.6%
SINASIGA ABABYEYI		1	0.6%
SINASIGA ISAMBU Y'IWACU		1	0.6%
SINDAMENYER NIBWO NGEZE I KIG		1	0.6%
TURIKORERA NTITWABISIGA		1	0.6%
UBUKURE		1	0.6%
UBURWAYI B'WIGUCURI		1	0.6%
UBURYO AKORERAMO NTACYO BUTWAY		1	0.6%
UBURYO BWIZA AKORERAMO		1	0.6%
UBURYO BWIZA B'WIMIKORERE		1	0.6%
UBUSAZA		1	0.6%
UMUKORESHA AFITE AMUHEMBA NEZA		1	0.6%
UMUKORESHA ANYIRUKANYE GUSA		1	0.6%
UMUKORESHA WE BAKORANA NEZA		1	0.6%
UMUNYESHURI		1	0.6%
UMUSHAHARA AHEMBWA UHWANYE N'U		1	0.6%
UMUSHAHARA WE ARAWISHIMIYE		1	0.6%
YAKWIJE IMYAKA YA PANSION		1	0.6%
YARAVUNITSE		1	0.6%
YISHIMIYE AHO AKORA		1	0.6%
YUMVA ABAYEHO NEZA BIHAGIJE		1	0.6%

<b># N080S: Other-Specify</b>			
<b>Value</b>	<b>Label</b>	<b>Cases</b>	<b>Percentage</b>
YUMVA AMEREWE NEZA AHO ARI		1	0.6%
YUMVA YISANZUYE		1	0.6%
<i>Warning: these figures indicate the number of cases found in the data file. They cannot be interpreted as summary statistics of the population of interest.</i>			
<b># N081A: If you only want to move within Rwanda or within EAC, please indicate why</b>			
<b>Information</b>	[Type= discrete] [Format=numeric] [Range= 1-9] [Missing=*]		
<b>Statistics [NW/ W]</b>	[Valid=1471 /-] [Invalid=2541 /-]		
<b>Value</b>	<b>Label</b>	<b>Cases</b>	<b>Percentage</b>
1	Family / dependents / friends	743	50.5%
2	Different culture	82	5.6%
3	Too risky	26	1.8%
4	Language problems	318	21.6%
5	Lack skills / competence	205	13.9%
6	Lack certificate / authorisation	31	2.1%
7	Other (specify)	51	3.5%
9	Missing value	15	1.0%
Sysmiss		2541	
<i>Warning: these figures indicate the number of cases found in the data file. They cannot be interpreted as summary statistics of the population of interest.</i>			
<b># N081B: If you only want to move within Rwanda or within EAC, please indicate why</b>			
<b>Information</b>	[Type= discrete] [Format=numeric] [Range= 1-9] [Missing=*]		
<b>Statistics [NW/ W]</b>	[Valid=1174 /-] [Invalid=2838 /-]		
<b>Value</b>	<b>Label</b>	<b>Cases</b>	<b>Percentage</b>
1	Family / dependents / friends	107	9.1%
2	Different culture	153	13.0%
3	Too risky	75	6.4%
4	Language problems	341	29.0%
5	Lack skills / competence	344	29.3%
6	Lack certificate / authorisation	117	10.0%
7	Other (specify)	37	3.2%
9	Missing value	0	
Sysmiss		2838	
<i>Warning: these figures indicate the number of cases found in the data file. They cannot be interpreted as summary statistics of the population of interest.</i>			
<b># N081C: If you only want to move within Rwanda or within EAC, please indicate why</b>			
<b>Information</b>	[Type= discrete] [Format=numeric] [Range= 1-9] [Missing=*]		
<b>Statistics [NW/ W]</b>	[Valid=644 /-] [Invalid=3368 /-]		
<b>Value</b>	<b>Label</b>	<b>Cases</b>	<b>Percentage</b>
1	Family / dependents / friends	42	6.5%
2	Different culture	30	4.7%
3	Too risky	43	6.7%
4	Language problems	118	18.3%
5	Lack skills / competence	164	25.5%

**# N081C: If you only want to move within Rwanda or within EAC, please indicate why**

Value	Label	Cases	Percentage
6	Lack certificate / authorisation	216	33.5%
7	Other (specify)	31	4.8%
9	Missing value	0	
Sysmiss		3368	

*Warning: these figures indicate the number of cases found in the data file. They cannot be interpreted as summary statistics of the population of interest.*

**# N081S: Other-Specify**

**Information** [Type= discrete] [Format=character] [Missing=\*]

**Statistics [NW/ W]** [Valid=112 /-] [Invalid=0 /-]

Value	Label	Cases	Percentage
2		1	0.9%
AHANDI HOSE NDAHAZI		1	0.9%
AHONDI NTACYO HANTWAYE		1	0.9%
AKUNDA IGIHUGU CYE		6	5.4%
AKUNDA IGIHUGU.		1	0.9%
AKUNDA MU RWANDA		1	0.9%
AKUNDA U RWANDA		1	0.9%
ANYUZWE NAHO AKORA NTIYAHAVA		1	0.9%
ARACYARI UMWANA		1	0.9%
ARAKUZE		1	0.9%
BAZI GUKORA CYANE		1	0.9%
BIRAGORA KUMENYERA AHANTU HASH		1	0.9%
BIRAMUHAGIJE		1	0.9%
GUKORERA MU KARERE BIMPA UMUTE		1	0.9%
GUKORERA MUGIHUGU NIBYO BYIZA		1	0.9%
GUKUNDA IGIHARI,UBUMI YAHAW		1	0.9%
GUKUNDA IGIHUGU		9	8.0%
GUKUNDA IGIHUGU CY'U RWANDA		1	0.9%

# N081S: Other-Specify

Value	Label	Cases	Percentage
GUKUNDA IGIHUGU CY'URWANDA		1	0.9%
GUKUNDA IGUHUGU.		1	0.9%
GUKUNDA U RWANDA		3	2.7%
GUKUNDA URWANDA		2	1.8%
GUKUNDA URWANDA CYANE		1	0.9%
GUKUNDIGIHU		1	0.9%
GUSAZA		1	0.9%
HABONEKA ABAKIRIYA		1	0.9%
HAFI Y'AKAZI		1	0.9%
HAFI YA FAMILLE YA NYINA		1	0.9%
HANZE NTAMUTEKAN		1	0.9%
HARI IMIKORERE MYIZA		1	0.9%
IBIBAZO BY'URURIMI		1	0.9%
IGIHUGU CYANJYE NDAGIKUNDA		1	0.9%
IKIBAZO CYA CLIMAT		1	0.9%
IKIBAZO Y'UMUTEKAN		1	0.9%
IMIKORERE MYIZA		1	0.9%
IMIYOBORERE MYIZA		1	0.9%
IMYAKA AFITE		1	0.9%
KUBERA NKIRI UMUNYESHURI		1	0.9%
KUBONA UMUNTU UMWITAHO		1	0.9%
KUKO AHAKUNDA		1	0.9%
KWIKORESHA MU GIHUGU		1	0.9%
MFITE UMUTEKANO KANDI NDUNGUKA		1	0.9%

# N081S: Other-Specify

Value	Label	Cases	Percentage
MU RDA GUCURUZA UBUSHERA BIRAG		1	0.9%
MU RWANDA HARI UBWISANZURE		1	0.9%
MU RWANDA HARI UMUTEKANO		1	0.9%
MU RWANDA NIHO NATERA IMBERE		1	0.9%
MU RWANDA NTACYO HABATWAYE		1	0.9%
MURWANDA HARI SERVICE NZIZA		1	0.9%
MURWANDA HARI UBURYO BWIZA		1	0.9%
NIBYO BIHUGU BITWEGEREYE		1	0.9%
NIBYO BIHUGU YUMVA YAKORA NEZA		1	0.9%
NICYO GIHUGU NAVUKIYEMO		1	0.9%
NIHEZA CYANE		1	0.9%
NIHO AZI HONYINE GUSA		1	0.9%
NIHO HAMP AMAHORO		1	0.9%
NIHO MENYEREYE GUKORERA BIKAGE		1	0.9%
NIHO NKUNDA		1	0.9%
NIYO AMENYEREYE		1	0.9%
NKUNDA IGIHUGU CYANJYE		1	0.9%
NKUNDA U RDA CYANE		1	0.9%
NKUNDA URWANDA		2	1.8%

# N081S: Other-Specify

Value	Label	Cases	Percentage
NKUNDA URWANDA CYANE		1	0.9%
NKUNZE IGIHUGU CYANJYE		2	1.8%
NSHAKA KWIGA MU RWANDA		1	0.9%
NTA BYANGOMBWA NABONA		1	0.9%
NTACYO AHARI HAMUTWAYE		1	0.9%
NTAKIBAZO ABONA MU RWANDA		1	0.9%
NTAKUNDA KWIRUKA IMISOZI		1	0.9%
NTAMBARAGA MFITE ZO KUJYA HANZ		1	0.9%
NTAMPAMVU		1	0.9%
NTIBIMUZAMO		1	0.9%
NTIYABONA IBYANGOMBWA		1	0.9%
NUKO NAKWEGERA AKAZI AHO NKORA		1	0.9%
SINAKWIZERA UMUTEKANO WAHO		1	0.9%
SINIZE		1	0.9%
U RWANDA NI RWIZA CYANE		1	0.9%
UBUKURE MU MYAKA		1	0.9%
UBURWAYI		1	0.9%
UBURYO BW'IMIKORERE MYIZA3		1	0.9%
UBURYO BWIZA BW'IMIKORERE		1	0.9%
UBURYO BWIZA DUKORERAMO		1	0.9%
UBURYO BWO GUKORAMO BWIZA		1	0.9%

<b># N081S: Other-Specify</b>			
<b>Value</b>	<b>Label</b>	<b>Cases</b>	<b>Percentage</b>
UBUSAZA NO GUKUNDA U RWANDA		1	0.9%
UMUTEKANO		2	1.8%
UMUTEKANO MWIZA		1	0.9%
UMUTEKANO UHAGIJE.		1	0.9%
UMUTEKANO W'IGIHUGU CYANJYE		1	0.9%
UMUTEKANO WA KAZI		1	0.9%
UMUTEKANO WAHANDI MBONA ARI MU		1	0.9%
UMUTEKANO WAHO MWIZA		1	0.9%
UMUTEKANO WE WABA UTIZEWE		1	0.9%
YUMVA AKUNZE URWANDA		1	0.9%
nihohari umutekano		1	0.9%
<i>Warning: these figures indicate the number of cases found in the data file. They cannot be interpreted as summary statistics of the population of interest.</i>			
<b># Orig_weight_final</b>			
<b>Information</b>	[Type= continuous] [Format=numeric] [Range= 10.1153846153846-246.033333333333] [Missing=*]		
<b>Statistics [NW/ W]</b>	[Valid=4012 /-] [Invalid=0 /-] [Mean=11.796 /-] [StdDev=4.636 /-]		
<b># Normalized</b>			
<b>Information</b>	[Type= continuous] [Format=numeric] [Range= 0.857540788266411-20.8576961360018] [Missing=*]		
<b>Statistics [NW/ W]</b>	[Valid=4012 /-] [Invalid=0 /-] [Mean=1 /-] [StdDev=0.393 /-]		
<b># ISIC1B020S: ISIC_LEVEL1B020S</b>			
<b>Information</b>	[Type= discrete] [Format=numeric] [Range= 1-9999] [Missing=*]		
<b>Statistics [NW/ W]</b>	[Valid=4012 /-] [Invalid=0 /-]		
<b>Value</b>	<b>Label</b>	<b>Cases</b>	<b>Percentage</b>
1	Agriculture, forestry and fishing	18	0.4%
2	Mining and quarrying	57	1.4%
3	Manufacturing	771	19.2%
4	Electricity, gas, steam and air conditioning suppl	1	0.0%
5	Water supply, sewage, waste management and remediation acti	9	0.2%
6	Construction	0	
7	Wholesale and retail trade; repair of motor vehicle and moto	1119	27.9%
8	Transportation and storage	19	0.5%
9	Accomodation and food service activities	1059	26.4%
10	Information and communication	12	0.3%



**# ISIC1B020S: ISIC\_LEVEL1B020S**

Value	Label	Cases	Percentage
11	Financial and insurance activities	2	0.0%
12	Real estate activities	0	
13	Professional scientific and technical activities	227	5.7%
14	Administrative and support service activities	32	0.8%
15	Public administration defence and compulsory social security	0	
16	Education	13	0.3%
17	Human health and social work activities	5	0.1%
18	Arts, entertainments and recreation	0	
19	Other services activities	491	12.2%
20	Activities of households as employers; undifferentiated good	7	0.2%
21	Activities of extraterritorial organisation and bodies	3	0.1%
99	Not stated	167	4.2%
9999	Missing values	0	

*Warning: these figures indicate the number of cases found in the data file. They cannot be interpreted as summary statistics of the population of interest.*

**# DIS\_CODE**

<b>Information</b>	[Type= continuous] [Format=numeric] [Range= 11-57] [Missing=*]
<b>Statistics [NW/ W]</b>	[Valid=4012 /-] [Invalid=0 /-] [Mean=31.806 /-] [StdDev=15.198 /-]

## File : Informal\_employer

### # IDA: Sample code

**Information** [Type= continuous] [Format=numeric] [Range= 11025700-57011700] [Missing=\*]

**Statistics [NW/ W]** [Valid=1664 /-] [Invalid=0 /-] [Mean=33113562.981 /-] [StdDev=15455347.905 /-]

### # IDB: Zone Number

**Information** [Type= discrete] [Format=numeric] [Range= 0-18] [Missing=\*]

**Statistics [NW/ W]** [Valid=1664 /-] [Invalid=0 /-]

Value	Label	Cases	Percentage
0		4	0.2%
1		155	9.3%
2		241	14.5%
3		174	10.5%
4		94	5.6%
5		54	3.2%
6		65	3.9%
7		65	3.9%
8		164	9.9%
9		130	7.8%
10		103	6.2%
11		69	4.1%
12		101	6.1%
13		39	2.3%
14		83	5.0%
15		121	7.3%
18		2	0.1%

*Warning: these figures indicate the number of cases found in the data file. They cannot be interpreted as summary statistics of the population of interest.*

### # IDC: PROVINCE / KIGALI CITY

**Information** [Type= discrete] [Format=numeric] [Range= 1-5] [Missing=\*]

**Statistics [NW/ W]** [Valid=1664 /-] [Invalid=0 /-]

Value	Label	Cases	Percentage
1	Kigali City	411	24.7%
2	Southern Province	269	16.2%
3	Western Province	275	16.5%
4	Northern Province	371	22.3%
5	Eastern Province	338	20.3%

*Warning: these figures indicate the number of cases found in the data file. They cannot be interpreted as summary statistics of the population of interest.*

### # IDD: DISTRICT

**Information** [Type= discrete] [Format=numeric] [Range= 1-8] [Missing=\*]

**Statistics [NW/ W]** [Valid=1664 /-] [Invalid=0 /-]

Value	Label	Cases	Percentage
1		316	19.0%
2		339	20.4%
3		334	20.1%
4		234	14.1%

## File : Informal\_employer

### # IDD: DISTRICT

Value	Label	Cases	Percentage
5		185	11.1%
6		89	5.3%
7		140	8.4%
8		27	1.6%

Warning: these figures indicate the number of cases found in the data file. They cannot be interpreted as summary statistics of the population of interest.

### # Dis\_C: District code

<b>Information</b>	[Type= continuous] [Format=numeric] [Range= 101-507] [Missing=*]
<b>Statistics [NW/ W]</b>	[Valid=1664 /-] [Invalid=0 /-] [Mean=300.713 /-] [StdDev=148.429 /-]

### # IDE: SECTOR

<b>Information</b>	[Type= discrete] [Format=numeric] [Range= 1-21] [Missing=*]
<b>Statistics [NW/ W]</b>	[Valid=1664 /-] [Invalid=0 /-]

Value	Label	Cases	Percentage
1		110	6.6%
2		112	6.7%
3		98	5.9%
4		163	9.8%
5		130	7.8%
6		136	8.2%
7		96	5.8%
8		143	8.6%
9		161	9.7%
10		137	8.2%
11		62	3.7%
12		87	5.2%
13		76	4.6%
14		61	3.7%
15		15	0.9%
16		31	1.9%
17		22	1.3%
18		12	0.7%
19		6	0.4%
20		4	0.2%
21		2	0.1%

Warning: these figures indicate the number of cases found in the data file. They cannot be interpreted as summary statistics of the population of interest.

### # IDF: CELL

<b>Information</b>	[Type= discrete] [Format=numeric] [Range= 0-11] [Missing=*]
<b>Statistics [NW/ W]</b>	[Valid=1664 /-] [Invalid=0 /-]

Value	Label	Cases	Percentage
0		2	0.1%
1		377	22.7%
2		328	19.7%

## File : Informal\_employer

### # IDF: CELL

Value	Label	Cases	Percentage
3		375	22.5%
4		276	16.6%
5		179	10.8%
6		84	5.0%
7		26	1.6%
8		13	0.8%
9		2	0.1%
11		2	0.1%

Warning: these figures indicate the number of cases found in the data file. They cannot be interpreted as summary statistics of the population of interest.

### # IDG: VILLAGE

**Information** [Type= continuous] [Format=numeric] [Range= 0-24] [Missing=\*]

**Statistics [NW/ W]** [Valid=1664 /-] [Invalid=0 /-] [Mean=4.672 /-] [StdDev=3.19 /-]

### # P1: Province Name

**Information** [Type= discrete] [Format=character] [Missing=\*]

**Statistics [NW/ W]** [Valid=1664 /-] [Invalid=0 /-]

Value	Label	Cases	Percentage
MVK		411	24.7%
PROV.EST		335	20.1%
PROV.ESTD		3	0.2%
PROV.NORD		371	22.3%
PROV.OUEST		275	16.5%
PROV.SUD		269	16.2%

Warning: these figures indicate the number of cases found in the data file. They cannot be interpreted as summary statistics of the population of interest.

### # P2: District Name

**Information** [Type= discrete] [Format=character] [Missing=\*]

**Statistics [NW/ W]** [Valid=1664 /-] [Invalid=0 /-]

Value	Label	Cases	Percentage
BUGESERA		62	3.7%
BURERA		80	4.8%
GAKENKE		47	2.8%
GASABO		171	10.3%
GATSIBO		55	3.3%
GICUMBI		86	5.2%
GISAGARA		49	2.9%
HUYE		44	2.6%
KAMONYI		27	1.6%
KARONGI		14	0.8%
KAYONZA		60	3.6%
KICUKIRO		93	5.6%
KIREHE		30	1.8%
MUHANGA		31	1.9%

## File : Informal\_employer

### # P2: District Name

Value	Label	Cases	Percentage
MUSANZE		85	5.1%
NGOMA		40	2.4%
NGORORERO		33	2.0%
NYABIHU		50	3.0%
NYAGATARE		47	2.8%
NYAMAGABE		36	2.2%
NYAMASHEKE		47	2.8%
NYANZA		38	2.3%
NYARUGENGE		147	8.8%
NYARUGURU		29	1.7%
RUBAVU		72	4.3%
RUHANGO		15	0.9%
RURINDO		73	4.4%
RUSIZI		34	2.0%
RUTSIRO		25	1.5%
RWAMAGANA		44	2.6%

Warning: these figures indicate the number of cases found in the data file. They cannot be interpreted as summary statistics of the population of interest.

### # P3: Sector Name

<b>Information</b>	[Type= discrete] [Format=character] [Missing=*]
<b>Statistics [NW/ W]</b>	[Valid=1664 /-] [Invalid=0 /-]

Value	Label	Cases	Percentage
BASE		10	0.6%
BIGOGWE		11	0.7%
BUGARAMA		3	0.2%
BUKURE		1	0.1%
BUMBOGO		1	0.1%
BUNGWE		4	0.2%
BUREGA		1	0.1%
BUSANZE		5	0.3%
BUSASAMANA		17	1.0%
BUSHENGE		2	0.1%
BUSHOKI		3	0.2%
BUSOGO		5	0.3%
BUSORO		3	0.2%
BUTARO		15	0.9%
BUYOGA		3	0.2%
BWERAMANA		3	0.2%
BWIRA		1	0.1%
BWISHYURA		2	0.1%
BYIMANA		2	0.1%
BYUMBA		11	0.7%
COKO		1	0.1%
CYABINGO		3	0.2%

## File : Informal\_employer

### # P3: Sector Name

Value	Label	Cases	Percentage
CYAHINDA		3	0.2%
CYANIKA		16	1.0%
CYANZARWE		1	0.1%
CYATO		2	0.1%
CYERU		3	0.2%
CYEZA		2	0.1%
CYINZUZI		3	0.2%
CYUMBA		8	0.5%
CYUNGO		3	0.2%
CYUVE		5	0.3%
FUMBWE		3	0.2%
GACACA		4	0.2%
GACURABWEN		4	0.2%
GAHANGA		2	0.1%
GAHARA		3	0.2%
GAHENERI		3	0.2%
GAHINI		5	0.3%
GAHUNGA		5	0.3%
GAKENKE		8	0.5%
GASAKA		8	0.5%
GASANGE		1	0.1%
GASHAKI		3	0.2%
GASHANDA		2	0.1%
GASHENYI		2	0.1%
GASHONGA		3	0.2%
GASHORA		5	0.3%
GATAGARA		7	0.4%
GATARE		1	0.1%
GATEBE		1	0.1%
GATENGA		6	0.4%
GATORE		1	0.1%
GATSATA		19	1.1%
GATSIBO		4	0.2%
GATUMBA		4	0.2%
GATUNDA		3	0.2%
GIHANGO		4	0.2%
GIHEKE		1	0.1%
GIHOMBO		1	0.1%
GIHURWE		2	0.1%
GIKOMERO		2	0.1%
GIKONDO		14	0.8%
GIKONKO		6	0.4%
GISENYI		42	2.5%

## File : Informal\_employer

### # P3: Sector Name

Value	Label	Cases	Percentage
GISHAMVU		3	0.2%
GISHARI		1	0.1%
GISOZI		17	1.0%
GITEGA		12	0.7%
GITI		1	0.1%
GITOKI		3	0.2%
HINDIRO		3	0.2%
HUYE		4	0.2%
JABANA		5	0.3%
JALI		6	0.4%
JANJA		3	0.2%
JARAMA		5	0.3%
JENDA		8	0.5%
JOMBA		2	0.1%
JURU		7	0.4%
KABACUZI		1	0.1%
KABARONDO		8	0.5%
KABARORE		10	0.6%
KABATWA		2	0.1%
KABAYA		8	0.5%
KACYIRU		12	0.7%
KADUHA		4	0.2%
KAGANO		5	0.3%
KAGARAMA		1	0.1%
KAGEYO		12	0.7%
KAGOGO		5	0.3%
KAMEMBE		6	0.4%
KAMUBUGA		2	0.1%
KANAMA		14	0.8%
KANIGA		2	0.1%
KANJONGO		15	0.9%
KANOMBE		16	1.0%
KANSI		1	0.1%
KANYINYA		1	0.1%
KANZENZE		3	0.2%
KARAGO		2	0.1%
KARAMA		6	0.4%
KARAMBI		5	0.3%
KARANGAZI		4	0.2%
KAREMBO		2	0.1%
KARENGE		4	0.2%
KAVUMU		3	0.2%
KAYUMBU		3	0.2%

## File : Informal\_employer

### # P3: Sector Name

Value	Label	Cases	Percentage
KAZO		3	0.2%
KIBEHO		1	0.1%
KIBILIZI		2	0.1%
KIBIRIZI		3	0.2%
KIBUMBWE		2	0.1%
KIBUNGO		8	0.5%
KICUKIRO		16	1.0%
KIGABIRO		14	0.8%
KIGALI		8	0.5%
KIGARAMA		16	1.0%
KIGEYO		1	0.1%
KIGIMBE		8	0.5%
KIGINA		5	0.3%
KIGOMA		2	0.1%
KIMIHURURA		13	0.8%
KIMIRONKO		35	2.1%
KIMISAGARA		14	0.8%
KIMONYI		1	0.1%
KINAZI		3	0.2%
KINIGI		8	0.5%
KINIHIRA		3	0.2%
KINONI		2	0.1%
KINYABABA		4	0.2%
KINYINYA		18	1.1%
KIRAMURUZI		5	0.3%
KIREHE		1	0.1%
KIRIMBI		3	0.2%
KISARO		5	0.3%
KITABI		3	0.2%
KIVU		1	0.1%
KIVUMU		3	0.2%
KIVURUGA		4	0.2%
KIVUYE		2	0.1%
KIYOMBE		3	0.2%
KIYUMBA		3	0.2%
KIZIGURO		4	0.2%
MACUBA		4	0.2%
MAGERAGERE		4	0.2%
MAHAMA		3	0.2%
MAMBA		9	0.5%
MANIHIRA		1	0.1%
MANYAGIRO		5	0.3%
MARABA		3	0.2%



## File : Informal\_employer

### # P3: Sector Name

Value	Label	Cases	Percentage
MASAKA		7	0.4%
MASORO		11	0.7%
MATA		1	0.1%
MATABA		4	0.2%
MATIMBA		3	0.2%
MAYANGE		5	0.3%
MBAZI		3	0.2%
MBOGO		5	0.3%
MIMURI		6	0.4%
MIYOVE		3	0.2%
MPANGA		2	0.1%
MUBUGA		2	0.1%
MUGANZA		13	0.8%
MUGESERA		2	0.1%
MUGINA		2	0.1%
MUHANDA		2	0.1%
MUHANGA		1	0.1%
MUHAZI		2	0.1%
MUHIMA		31	1.9%
MUHONDO		5	0.3%
MUHOZA		33	2.0%
MUHURA		2	0.1%
MUKAMA		2	0.1%
MUKAMIRA		15	0.9%
MUKARANGE		11	0.7%
MUKINDO		1	0.1%
MUKINGO		3	0.2%
MUKO		4	0.2%
MUKURA		5	0.3%
MUNINI		2	0.1%
MUNYIGINYA		3	0.2%
MURAMA		3	0.2%
MURAMBI		7	0.4%
MURUNDI		7	0.4%
MURURU		2	0.1%
MUSAMBIRA		3	0.2%
MUSANGE		2	0.1%
MUSANZE		4	0.2%
MUSASA		6	0.4%
MUSAZA		1	0.1%
MUSEBEYA		1	0.1%
MUSENYI		3	0.2%
MUSHA		5	0.3%

## File : Informal\_employer

### # P3: Sector Name

Value	Label	Cases	Percentage
MUSHELI		2	0.1%
MUSHIKIRI		1	0.1%
MUSHISHIRO		1	0.1%
MUSHONYI		2	0.1%
MUSHUBATI		1	0.1%
MUSHUBI		1	0.1%
MUTENDERI		3	0.2%
MUTETE		9	0.5%
MUYAGA		1	0.1%
MUYIRA		5	0.3%
MUYONGWE		2	0.1%
MUYUMBU		1	0.1%
MUZO		1	0.1%
MWOGO		4	0.2%
MWULIRE		4	0.2%
NASHO		3	0.2%
NDEGO		4	0.2%
NDERA		8	0.5%
NDORA		4	0.2%
NDUBA		1	0.1%
NEMBA		5	0.3%
NGARAMA		2	0.1%
NGERA		1	0.1%
NGERUKA		3	0.2%
NGOMA		11	0.7%
NGORORERO		5	0.3%
NIBOYE		6	0.4%
NKOTSI		1	0.1%
NKUNGU		1	0.1%
NTARABANA		2	0.1%
NTARAMA		1	0.1%
NTONGWE		3	0.2%
NTYAZO		3	0.2%
NYABIMATA		2	0.1%
NYABIRASI		2	0.1%
NYABITEKERI		7	0.4%
NYAGATARE		10	0.6%
NYAGIHANGA		2	0.1%
NYAGISOZI		6	0.4%
NYAKABANDA		6	0.4%
NYAKABUYE		2	0.1%
NYAKAENZO		2	0.1%
NYAKARIRO		3	0.2%

## File : Informal\_employer

### # P3: Sector Name

Value	Label	Cases	Percentage
NYAMABUYE		19	1.1%
NYAMATA		10	0.6%
NYAMIRAMA		3	0.2%
NYAMIRAMBO		17	1.0%
NYAMIYAGA		5	0.3%
NYAMUGALI		5	0.3%
NYAMYUMBA		2	0.1%
NYANGE		8	0.5%
NYANKENKE		7	0.4%
NYANZA		5	0.3%
NYARUBAKA		3	0.2%
NYARUBUYE		2	0.1%
NYARUGENGE		35	2.1%
NYARUGUNGA		12	0.7%
NYUNDO		1	0.1%
NZIGE		1	0.1%
RAMBURA		7	0.4%
REMERA		23	1.4%
RILIMA		10	0.6%
RONGI		1	0.1%
RUBAVU		4	0.2%
RUBENGERA		5	0.3%
RUBONA		3	0.2%
RUGABANO		1	0.1%
RUGARAMA		17	1.0%
RUGARIKA		2	0.1%
RUGENGABARI		4	0.2%
RUGERERO		2	0.1%
RUHANGO		8	0.5%
RUHARAMBUG		3	0.2%
RUHASHYA		3	0.2%
RUHERU		3	0.2%
RUHUMA		7	0.4%
RUHUNDE		4	0.2%
RUKARA		8	0.5%
RUKIRA		3	0.2%
RUKOMA		4	0.2%
RUKOMO		10	0.6%
RUKOZO		4	0.2%
RUKUMBERI		1	0.1%
RULI		6	0.4%
RUNDA		5	0.3%
RURAMBA		2	0.1%

## File : Informal\_employer

### # P3: Sector Name

Value	Label	Cases	Percentage
RURAMIRA		2	0.1%
RURENGE		2	0.1%
RUSARABUYE		5	0.3%
RUSASA		1	0.1%
RUSATIRA		6	0.4%
RUSEBEYA		1	0.1%
RUSENGE		2	0.1%
RUSHASHI		6	0.4%
RUSIGA		3	0.2%
RUSORORO		15	0.9%
RUTARE		6	0.4%
RUTUNGA		1	0.1%
RUVUNE		3	0.2%
RWABICUMBI		3	0.2%
RWAMIKO		4	0.2%
RWANIRO		2	0.1%
RWAZA		5	0.3%
RWEMPASHA		2	0.1%
RWERERE		3	0.2%
RWERU		2	0.1%
RWEZAMENYO		22	1.3%
RWIMBOGO		8	0.5%
RWIMIYAGA		5	0.3%
RWINKWAVU		10	0.6%
SAKE		3	0.2%
SAVE		4	0.2%
SHANGASHA		2	0.1%
SHINGIRO		2	0.1%
SHYARA		2	0.1%
SHYIRA		3	0.2%
SHYOGWE		3	0.2%
SHYORONGI		5	0.3%
SIMBI		2	0.1%
SOVU		2	0.1%
TABAGWE		2	0.1%
TARE		7	0.4%
TUMBA		14	0.8%
TWUMBA		2	0.1%
UWINKINGI		1	0.1%
ZAZA		2	0.1%

Warning: these figures indicate the number of cases found in the data file. They cannot be interpreted as summary statistics of the population of interest.

### # P4: Cell Name

Information [Type= discrete] [Format=character] [Missing=\*]

## File : Informal\_employer

# P4: Cell Name

Statistics [NW/ W] [Valid=1664 /-] [Invalid=0 /-]

Value	Label	Cases	Percentage
AGAHABWA		1	0.1%
AGAKOMEYE		1	0.1%
AGATARE		2	0.1%
AGATEKO		4	0.2%
AKABATASI		1	0.1%
AKABOTI		1	0.1%
AKABUGA		2	0.1%
AKAMATAMU		1	0.1%
AKANZU		1	0.1%
AMAHORO		12	0.7%
BARARI		3	0.2%
BARIIJA		1	0.1%
BASUMBA		1	0.1%
BATIMA		1	0.1%
BIBARE		19	1.1%
BICUMBI		1	0.1%
BIKARA		1	0.1%
BINUNGA		1	0.1%
BIREMBO		3	0.2%
BIRYOGO		17	1.0%
BISENGA		1	0.1%
BUCYINANYAN		1	0.1%
BUDAKIRANYA		3	0.2%
BUGAMBA		3	0.2%
BUGAMBIRA		1	0.1%
BUGARAGARA		3	0.2%
BUGARAMA		1	0.1%
BUGARURA		1	0.1%
BUGERA		3	0.2%
BUGESE		1	0.1%
BUGOYI		6	0.4%
BUHABWA		1	0.1%
BUHANDA		1	0.1%
BUHIMBA		1	0.1%
BUHOKORO		1	0.1%
BUHORO		1	0.1%
BUKINANYAN		7	0.4%
BUKINYANA		1	0.1%
BUKOMANE		1	0.1%
BUKOMEYE		1	0.1%
BUKORA		1	0.1%
BUKORO		3	0.2%

## File : Informal\_employer

### # P4: Cell Name

Value	Label	Cases	Percentage
BUKWASHURI		2	0.1%
BULIBA		1	0.1%
BUMBA		1	0.1%
BUNGWE		3	0.2%
BURAMIRA		1	0.1%
BURARO		1	0.1%
BUREHE		2	0.1%
BURIBA		1	0.1%
BURUNGA		2	0.1%
BUSAKE		1	0.1%
BUSETSA		2	0.1%
BUSORO		4	0.2%
BUTANGAMPU		1	0.1%
BUTARE		11	0.7%
BUVUMO		1	0.1%
BWERANKORI		1	0.1%
BWEYA		1	0.1%
BWIMO		1	0.1%
BWIZA		2	0.1%
BYAHI		4	0.2%
CONGO NIL		1	0.1%
CONGO-NIL		2	0.1%
CYABAGARUR.		1	0.1%
CYABAJWA		5	0.3%
CYABAJWI		1	0.1%
CYABARARIKA		6	0.4%
CYABAYAGA		2	0.1%
CYAGO		1	0.1%
CYAMBWE		3	0.2%
CYANGUGU		1	0.1%
CYANYA		13	0.8%
CYARUZINGI		1	0.1%
CYASEMAKAM		4	0.2%
CYENJOJO		1	0.1%
CYEREZO		2	0.1%
CYERU		2	0.1%
CYIBIRIZI		1	0.1%
CYIMO		1	0.1%
CYIRI		1	0.1%
CYIVUGIZA		2	0.1%
CYOHHA		1	0.1%
CYURU		3	0.2%
DOUANE		1	0.1%

## File : Informal\_employer

### # P4: Cell Name

Value	Label	Cases	Percentage
FUGI		1	0.1%
GABIRO		1	0.1%
GACACA		2	0.1%
GACUNDEZI		1	0.1%
GACUNDURA		1	0.1%
GACURABWEN		7	0.4%
GACURIRO		3	0.2%
GACYAMO		2	0.1%
GAFUMBA		5	0.3%
GAFUNZO		2	0.1%
GAHABWA		1	0.1%
GAHANA		1	0.1%
GAHIMA		1	0.1%
GAHINGA		3	0.2%
GAHIRA		1	0.1%
GAHOGO		15	0.9%
GAHONDO		1	0.1%
GAHORORO		1	0.1%
GAHUMURIZA		2	0.1%
GAKAMBA		1	0.1%
GAKENKE		2	0.1%
GAKO		7	0.4%
GAKOMA		1	0.1%
GAKONI		4	0.2%
GAKUTA		1	0.1%
GASAGARA		2	0.1%
GASANZE		1	0.1%
GASARENDA		6	0.4%
GASEKE		7	0.4%
GASHARU		3	0.2%
GASHIRIRA		1	0.1%
GASHORO		2	0.1%
GASHUBI		1	0.1%
GASIZA		5	0.3%
GASUNZU		1	0.1%
GASURA		1	0.1%
GASURO		1	0.1%
GATARE		3	0.2%
GATEGA		2	0.1%
GATENGA		1	0.1%
GATI		2	0.1%
GATOBOTOBO		1	0.1%
GATOKI		2	0.1%

## File : Informal\_employer

### # P4: Cell Name

Value	Label	Cases	Percentage
GATONDE		1	0.1%
GATOVU		3	0.2%
GATSIBO		3	0.2%
GATWA		1	0.1%
GATWARO		6	0.4%
GICUMBI		1	0.1%
GIHEMBE		3	0.2%
GIHEMVU		1	0.1%
GIHENGERI		1	0.1%
GIHIMBE		1	0.1%
GIHINGA		3	0.2%
GIHUMUZA		1	0.1%
GIHUNDWE		3	0.2%
GIHUTA		3	0.2%
GIKINGO		1	0.1%
GIKO		1	0.1%
GIKONKO		2	0.1%
GIKUNDAMVUI		1	0.1%
GIMINA		1	0.1%
GISAGARA		3	0.2%
GISENYI		1	0.1%
GISESERO		4	0.2%
GISHORE		1	0.1%
GISIZA		6	0.4%
GISOVU		3	0.2%
GISUNA		5	0.3%
GITANDA		1	0.1%
GITARAMA		2	0.1%
GITARE		3	0.2%
GITEGA		2	0.1%
GITISI		1	0.1%
GITOVU		1	0.1%
GITUMBA		1	0.1%
GITUZA		4	0.2%
HANIRO		1	0.1%
HIGIRO		3	0.2%
IHANIKA		1	0.1%
IMPALA		3	0.2%
IMPINGA		1	0.1%
ISANGANO		1	0.1%
JABA		4	0.2%
JAMBA		1	0.1%
JARA		1	0.1%



## File : Informal\_employer

### # P4: Cell Name

Value	Label	Cases	Percentage
JARAMA		2	0.1%
JARU		2	0.1%
JURU		1	0.1%
KABAGESERA		2	0.1%
KABAHIZI		1	0.1%
KABALIZA		1	0.1%
KABARE		2	0.1%
KABAROLE		1	0.1%
KABARONDO		1	0.1%
KABARORE		3	0.2%
KABASENGERE		1	0.1%
KABATASI		2	0.1%
KABATEZI		2	0.1%
KABAYA		7	0.4%
KABAZUNGU		1	0.1%
KABERE		1	0.1%
KABEZA		21	1.3%
KABIRIZI		2	0.1%
KABONA		1	0.1%
KABUGA		5	0.3%
KABUGA I		9	0.5%
KABUGA II		1	0.1%
KABUGALI		1	0.1%
KABUGONDO		1	0.1%
KABUGURU		6	0.4%
KABUGURU I		2	0.1%
KABUJENJE		1	0.1%
KABUKUBA		3	0.2%
KABUKUBE		1	0.1%
KABUMBWE		2	0.1%
KABUNGO		1	0.1%
KABURURU I		1	0.1%
KABUSHINGE		1	0.1%
KABUYE		4	0.2%
KABYINIRO		1	0.1%
KADAHENDA		2	0.1%
KAGANO		1	0.1%
KAGARAMA		2	0.1%
KAGASA		1	0.1%
KAGASI		1	0.1%
KAGENGE		1	0.1%
KAGESHI		1	0.1%
KAGEYO		1	0.1%

## File : Informal\_employer

### # P4: Cell Name

Value	Label	Cases	Percentage
KAGINA		2	0.1%
KAGITEGA		3	0.2%
KAGOMA		1	0.1%
KAGUGU		14	0.8%
KAGUNGA		1	0.1%
KAGURIRO		1	0.1%
KAMABUYE		1	0.1%
KAMANU		2	0.1%
KAMANYANA		3	0.2%
KAMASHANGI		2	0.1%
KAMASHASHI		8	0.5%
KAMATAMU		3	0.2%
KAMBYEYI		1	0.1%
KAMIGA		1	0.1%
KAMPANGA		6	0.4%
KAMUBUGA		1	0.1%
KAMUHOZA		6	0.4%
KAMUKIMA		1	0.1%
KAMUKINA		5	0.3%
KAMUSENYI		1	0.1%
KAMUTORA		1	0.1%
KAMUTWA		6	0.4%
KAMWOMBA		1	0.1%
KAMWUMBA		1	0.1%
KANAZI		2	0.1%
KANGEGE		1	0.1%
KANIGA		1	0.1%
KANKUBA		1	0.1%
KANOGA		1	0.1%
KANSEKINA		1	0.1%
KANSEREGE		9	0.5%
KANSREGE		1	0.1%
KANYAMIGESI		1	0.1%
KANYAMITAM.		1	0.1%
KANYANGESE		3	0.2%
KANYOVE		2	0.1%
KANZENZE		1	0.1%
KARABA		1	0.1%
KARAMA		5	0.3%
KARAMBI		8	0.5%
KARAMBO		4	0.2%
KARANGARA		2	0.1%
KAREBA		4	0.2%

## File : Informal\_employer

### # P4: Cell Name

Value	Label	Cases	Percentage
KAREMEREYE		2	0.1%
KARENGE		10	0.6%
KARENGERA		2	0.1%
KARERA		2	0.1%
KARONGO		1	0.1%
KARUBUNGO		1	0.1%
KARUGIRA		5	0.3%
KARUJUMBA		2	0.1%
KARUKUNGU		2	0.1%
KARURAMA		3	0.2%
KARURUMA		7	0.4%
KARWASA		1	0.1%
KATABARO		2	0.1%
KATARARA		2	0.1%
KAVUMU		7	0.4%
KAWANGIRA		1	0.1%
KAWANGIRE		3	0.2%
KAYENZI		2	0.1%
KAYONZA		7	0.4%
KAYUMBA		1	0.1%
KIBAGABAGA		11	0.7%
KIBAZA		2	0.1%
KIBAZUNGU		1	0.1%
KIBEHO		1	0.1%
KIBENGA		1	0.1%
KIBIBI		2	0.1%
KIBILIZI		1	0.1%
KIBINGO		1	0.1%
KIBIRARO		1	0.1%
KIBIRIZI		1	0.1%
KIBISABO		1	0.1%
KIBOGORA		6	0.4%
KIBONDE		1	0.1%
KIBUGUZO		1	0.1%
KICUKIRO		7	0.4%
KIDAKAMA		4	0.2%
KIGABIRO		5	0.3%
KIGARAMA		9	0.5%
KIGEMBE		2	0.1%
KIGENGE		1	0.1%
KIGOMBE		11	0.7%
KIGOYA		4	0.2%
KIJOTE		1	0.1%

## File : Informal\_employer

### # P4: Cell Name

Value	Label	Cases	Percentage
KIMARANZARA		2	0.1%
KIMIHURURA		4	0.2%
KIMIREHE		1	0.1%
KIMISAGARA		8	0.5%
KIMUNA		3	0.2%
KINDAMA		1	0.1%
KINDEMA		1	0.1%
KINIHA		1	0.1%
KINUNGA		3	0.2%
KINYAMI		5	0.3%
KINYANA		1	0.1%
KINYANGE		4	0.2%
KINYANZOVE		1	0.1%
KIRAMBI		1	0.1%
KIRARANGOME		1	0.1%
KIRENGE		1	0.1%
KIRINGA		1	0.1%
KIRUHURA		1	0.1%
KIVUGIZA		10	0.6%
KIVUMU		8	0.5%
KIYANZI		1	0.1%
KIYOVE		1	0.1%
KIYOVU		17	1.0%
KORA		13	0.8%
MACUMBA		1	0.1%
MACYERA		1	0.1%
MAGEREGERE		1	0.1%
MAHANGO		1	0.1%
MAHAZA		2	0.1%
MAHOKO		12	0.7%
MAHORO		1	0.1%
MAMBA		4	0.2%
MANANIRA I		1	0.1%
MARABA		1	0.1%
MARIBA		1	0.1%
MARIMBA		2	0.1%
MASANGANO		3	0.2%
MASHYA		1	0.1%
MASIZI		1	0.1%
MASORO		4	0.2%
MATABA		2	0.1%
MATIMBA		3	0.2%
MATUNGURU		1	0.1%

## File : Informal\_employer

### # P4: Cell Name

Value	Label	Cases	Percentage
MBATABATA		1	0.1%
MBATI		1	0.1%
MBERUKA		1	0.1%
MBOGO		5	0.3%
MBUGANGARI		8	0.5%
MBURABUTURU		1	0.1%
MBUYE		2	0.1%
MBWE		2	0.1%
MBYO		1	0.1%
MENGO		1	0.1%
MIGINA		1	0.1%
MIMULI		1	0.1%
MIMURI		1	0.1%
MISEZERO		2	0.1%
MIYOVE		3	0.2%
MPANGA		1	0.1%
MPARE		2	0.1%
MPENGE		13	0.8%
MPINGA		2	0.1%
MUBUGA		4	0.2%
MUCACA		4	0.2%
MUGAMBAZI		1	0.1%
MUGANO		2	0.1%
MUGANZA		2	0.1%
MUGARI		1	0.1%
MUGATARE		1	0.1%
MUGOBORE		1	0.1%
MUGORORE		2	0.1%
MUHABUKA		1	0.1%
MUHAMBA		1	0.1%
MUHAZA		1	0.1%
MUHEMBE		1	0.1%
MUHIRA		1	0.1%
MUHORORO		2	0.1%
MUKANGE		1	0.1%
MUKIZA		1	0.1%
MUKOTO		1	0.1%
MUKOYOYO		3	0.2%
MULINJA		1	0.1%
MUMENA		3	0.2%
MUNANIRA I		1	0.1%
MUNANIRA II		1	0.1%
MUNAZI		1	0.1%

## File : Informal\_employer

### # P4: Cell Name

Value	Label	Cases	Percentage
MUNEGE		2	0.1%
MUNINI		4	0.2%
MURAMA		9	0.5%
MURAMBI		3	0.2%
MURAMIRA I		1	0.1%
MUREHE		3	0.2%
MUSAZA		1	0.1%
MUSENYI		1	0.1%
MUSEZERO		14	0.8%
MUSHA NYAKIRIZA		1	0.1%
MUSHAKA		1	0.1%
MUSHARA		1	0.1%
MUSHERI		2	0.1%
MUSHIRARUNC		1	0.1%
MUSUMBA		2	0.1%
MUTANDA		1	0.1%
MUTENDELI		1	0.1%
MUTENDERI		2	0.1%
MUTONGO		2	0.1%
MUTUNDA		1	0.1%
MUYAGA		2	0.1%
MUYANGE		3	0.2%
MUYOGORO		1	0.1%
MVUGA		1	0.1%
MVUZO		1	0.1%
MWAMPARA		1	0.1%
MWENDO		3	0.2%
NDAGO		5	0.3%
NDENGO		1	0.1%
NDONGOZI		2	0.1%
NEMBA		1	0.1%
NENGO		10	0.6%
NGANGE		1	0.1%
NGANZO		2	0.1%
NGARA		2	0.1%
NGARAMA		2	0.1%
NGARURIRA		2	0.1%
NGENDA		1	0.1%
NGOMA		6	0.4%
NIBOYE		3	0.2%
NIBOYI		2	0.1%
NINZI		2	0.1%
NKANDA		2	0.1%

## File : Informal\_employer

### # P4: Cell Name

Value	Label	Cases	Percentage
NKINGO		1	0.1%
NKONDO		6	0.4%
NKORA		1	0.1%
NKUNGU		1	0.1%
NKUSI		1	0.1%
NONKO		3	0.2%
NSIBO		3	0.2%
NTAGA		1	0.1%
NTANGO		1	0.1%
NTARUKA		2	0.1%
NTUNGA		3	0.2%
NTUNGAMO		2	0.1%
NYABAGENDW		6	0.4%
NYABICWAMB.		2	0.1%
NYABIGEGA		1	0.1%
NYABIGOMA		1	0.1%
NYABIKENKE		2	0.1%
NYABIKIRI		1	0.1%
NYABIMANA		1	0.1%
NYABISINDU		10	0.6%
NYABITARE		1	0.1%
NYABIVUMO		1	0.1%
NYABUBARE		2	0.1%
NYABUGOGO		10	0.6%
NYACIGA		1	0.1%
NYACYINA		2	0.1%
NYAGAHANGA		1	0.1%
NYAGAHINGA		6	0.4%
NYAGAKOMBE		1	0.1%
NYAGASAMBU		3	0.2%
NYAGASAZI		1	0.1%
NYAGASENYI		3	0.2%
NYAGATARE		6	0.4%
NYAGATOMA		1	0.1%
NYAGATOVU		6	0.4%
NYAGATUNDA		2	0.1%
NYAGIHUNIKA		1	0.1%
NYAGISOZI		1	0.1%
NYAGITABIRE		1	0.1%
NYAKABANDA		1	0.1%
NYAKABANDA 1		2	0.1%
NYAKABUNGO		1	0.1%
NYAKANAZI		2	0.1%

## File : Informal\_employer

### # P4: Cell Name

Value	Label	Cases	Percentage
NYAKARERA		1	0.1%
NYAMABUYE		6	0.4%
NYAMAGANA		2	0.1%
NYAMAMO		1	0.1%
NYAMATA		8	0.5%
NYAMATA VILLE		3	0.2%
NYAMATETE		2	0.1%
NYAMBARE		2	0.1%
NYAMIBARE		1	0.1%
NYAMICUCU		3	0.2%
NYAMIKAMBA		1	0.1%
NYAMIRAMA		2	0.1%
NYAMIRAMBO		1	0.1%
NYAMIRANGO		2	0.1%
NYAMIREMBE		1	0.1%
NYAMUGALI		5	0.3%
NYAMUGARI		10	0.6%
NYAMUGEYO		1	0.1%
NYAMURE		1	0.1%
NYANAMO		1	0.1%
NYANGARA		1	0.1%
NYANGE		3	0.2%
NYANZA		10	0.6%
NYARUBUYE		4	0.2%
NYARUFUNZO		1	0.1%
NYARUKA		1	0.1%
NYARURAMA		3	0.2%
NYARUSANGE		1	0.1%
NYARUTARAM		2	0.1%
NYARUTEJA		1	0.1%
NYARUTEME		1	0.1%
NYARUTESA		1	0.1%
NYARUVUMU		1	0.1%
NYIRABIRORI		2	0.1%
NYIRAMANZI		2	0.1%
NYIRAMUGALI		1	0.1%
NYIRAVUGIZA		1	0.1%
NYONIRIMA		1	0.1%
NYUMBA		3	0.2%
NYUNDO		8	0.5%
NYUNDU		1	0.1%
NZOVU		1	0.1%
RAMBA		1	0.1%



## File : Informal\_employer

### # P4: Cell Name

Value	Label	Cases	Percentage
RAMIRO		1	0.1%
RANGO A		1	0.1%
RANGO B		2	0.1%
RARO		2	0.1%
REBERO		4	0.2%
REMERA		9	0.5%
RUBAYA		1	0.1%
RUBIRIZI		6	0.4%
RUBONA		5	0.3%
RUGALI		5	0.3%
RUGAMBA		1	0.1%
RUGANDA		5	0.3%
RUGANDO		1	0.1%
RUGARAMA		8	0.5%
RUGENDABARI		1	0.1%
RUGENGE		1	0.1%
RUGERERO		1	0.1%
RUGESHI		4	0.2%
RUGOGWE		2	0.1%
RUGUNGA		1	0.1%
RUGWOGWE		1	0.1%
RUHAGO		1	0.1%
RUHANGA		5	0.3%
RUHANGERI		1	0.1%
RUHANGO		4	0.2%
RUHENGERI		1	0.1%
RUHIMBA		1	0.1%
RUHIMBI		1	0.1%
RUHINGA		1	0.1%
RUHUHA		4	0.2%
RUHUMA		1	0.1%
RUJUMO		1	0.1%
RUKANDABYU.		1	0.1%
RUKARA		2	0.1%
RUKEMBERI		1	0.1%
RUKIRA		2	0.1%
RUKIRI I		3	0.2%
RUKIRI II		3	0.2%
RUKORE		1	0.1%
RULI		4	0.2%
RULINDO		2	0.1%
RUMULI		1	0.1%
RUMURI		1	0.1%

## File : Informal\_employer

### # P4: Cell Name

Value	Label	Cases	Percentage
RUNGU		1	0.1%
RUNYINYA		1	0.1%
RURANGAZI		1	0.1%
RURARA		1	0.1%
RUREMBO		2	0.1%
RURENGE		2	0.1%
RURENGERI		2	0.1%
RURENGEZI		1	0.1%
RURI		1	0.1%
RURIBA		1	0.1%
RUSAGARA		10	0.6%
RUSEKE		1	0.1%
RUSEKERA		2	0.1%
RUSHESHE		1	0.1%
RUSOMO		1	0.1%
RUSUKO		1	0.1%
RUSUMO		11	0.7%
RUSUSA		3	0.2%
RUTARAKA		1	0.1%
RUTARE		2	0.1%
RUTETE		1	0.1%
RUTOBWE		3	0.2%
RUTONDE		2	0.1%
RUTOVU		1	0.1%
RUYANZA		1	0.1%
RUYENZI		3	0.2%
RUYONZA		1	0.1%
RWABUTAZI		1	0.1%
RWABUTEGE		1	0.1%
RWABUTENGE		1	0.1%
RWAMAHWA		7	0.4%
RWAMANYONI		1	0.1%
RWAMBOGO		1	0.1%
RWAMBONYE		1	0.1%
RWAMIKO		4	0.2%
RWAMPALA		1	0.1%
RWAMPARA		1	0.1%
RWANJONJO		1	0.1%
RWANKONJO		1	0.1%
RWANKUBA		2	0.1%
RWANZA		2	0.1%
RWASA		2	0.1%
RWAZA		1	0.1%

## File : Informal\_employer

# P4: Cell Name

Value	Label	Cases	Percentage
RWEBEYA		1	0.1%
RWEMPASHA		1	0.1%
RWERI		1	0.1%
RWESAMENYO		1	0.1%
RWESERO		10	0.6%
RWEZAMENYO		4	0.2%
RWEZAMENYO 2		3	0.2%
RWEZAMENYO I		4	0.2%
RWEZAMENYO II		1	0.1%
RWIKINIRO		1	0.1%
RWIKUBO		1	0.1%
RWILI		1	0.1%
RWIMBOGO		2	0.1%
RWIMISHINYA		2	0.1%
RWIMITERERI		1	0.1%
RWIMIYAGA		5	0.3%
RWINUME		1	0.1%
RWISIRABO		2	0.1%
RWOTSO		2	0.1%
RYABAJWA		1	0.1%
RYAMANYONI		1	0.1%
RYANKANA		1	0.1%
RYARUHANGA		2	0.1%
SAGA		1	0.1%
SAHARA		1	0.1%
SARUHEMBE		1	0.1%
SERERI		2	0.1%
SHANGAMPULI		1	0.1%
SHANGASHA		2	0.1%
SHARA		3	0.2%
SHELI		2	0.1%
SHENGAMPULI		2	0.1%
SHENGAMPURI		2	0.1%
SHORI		1	0.1%
SHYEMBE		3	0.2%
SHYOGO		1	0.1%
SOVU		2	0.1%
SUSA		2	0.1%
TABA		4	0.2%
TABAGWE		1	0.1%
TERIMBEBA		1	0.1%

## File : Informal\_employer

### # P4: Cell Name

Value	Label	Cases	Percentage
TERIMBERE		1	0.1%
TETERO		17	1.0%
UMUGANDA		1	0.1%
UMUNINI		1	0.1%
URUGARAMA		2	0.1%
UWINGUGU		2	0.1%
WIMANA		1	0.1%
YARAMBA		6	0.4%
bibare		1	0.1%
buhanda		1	0.1%
fugi		1	0.1%
gatagara		1	0.1%
gikombe		1	0.1%
gitinda		1	0.1%
kabere		2	0.1%
kabushinge		1	0.1%
kamukina		1	0.1%
kamutwa		1	0.1%
karwasa		2	0.1%
kebero		1	0.1%
kibaza		1	0.1%
kigombe		1	0.1%
maraba		1	0.1%
murago		2	0.1%
mvadakamwa		1	0.1%
nkanda		2	0.1%
ntenyo		1	0.1%
nturo		1	0.1%
nyagisozi		1	0.1%
nyamagana		5	0.3%
nyamugari		2	0.1%
nyarubuye		1	0.1%
nyarurama		1	0.1%
nyarutungu		1	0.1%
raranzige		2	0.1%
rubindi		2	0.1%
ruhango		1	0.1%
rukiri1		1	0.1%
rungu		1	0.1%
ruramba		2	0.1%

Warning: these figures indicate the number of cases found in the data file. They cannot be interpreted as summary statistics of the population of interest.

### # P5: Village Name

Information [Type= discrete] [Format=character] [Missing=\*

## File : Informal\_employer

### # P5: Village Name

Statistics [NW/ W] [Valid=1663 /-] [Invalid=0 /-]

Value	Label	Cases	Percentage
ABATARUSHW.		2	0.1%
ABISUNGANYE		1	0.1%
AGAFARU		1	0.1%
AGAHENEREZA		1	0.1%
AGASHARU		6	0.4%
AGASHAVU		1	0.1%
AGATARE		2	0.1%
AGATEGA		1	0.1%
AGATONDE		3	0.2%
AGATOVU		3	0.2%
AHITEGEYE		2	0.1%
AKABABITO		1	0.1%
AKABACUZI		1	0.1%
AKABAHIZI		1	0.1%
AKABAKENE		2	0.1%
AKABANDE		1	0.1%
AKABAREME		1	0.1%
AKABARI		1	0.1%
AKABEZA		2	0.1%
AKABUGENEW		1	0.1%
AKAGARAMA		1	0.1%
AKAGERA		1	0.1%
AKAKIJUGUJUC		1	0.1%
AKAMAHORO		1	0.1%
AKAMAMANA		2	0.1%
AKAMWUNGIL		1	0.1%
AKAMWUNGUZ		1	0.1%
AKANYAMA		1	0.1%
AKANYANA		2	0.1%
AKARAMBO		1	0.1%
AKARUGAMBA		1	0.1%
AKAZINGA		1	0.1%
AKIMANA		1	0.1%
AKIMIHIGO		3	0.2%
AKINDEGE		1	0.1%
AKISHINGE		1	0.1%
AKISHURI		1	0.1%
AMAHONE		1	0.1%
AMAHORO		13	0.8%
AMAJYAMBERI		1	0.1%
AMAREMB I		1	0.1%
AMAREMBO		5	0.3%

## File : Informal\_employer

### # P5: Village Name

Value	Label	Cases	Percentage
AMAREMBO YA I		1	0.1%
AMARIZA		1	0.1%
AMASANGANO		1	0.1%
AMATABA		1	0.1%
AMIZERO		2	0.1%
BACYORO		1	0.1%
BARIZA		1	0.1%
BARIZO		1	0.1%
BASE		6	0.4%
BATIMA		1	0.1%
BENINKA		1	0.1%
BERESHI		1	0.1%
BIGEGA		2	0.1%
BIHEMBE		1	0.1%
BIHINGA		1	0.1%
BINUNGA		1	0.1%
BIREMBO		1	0.1%
BIROGO		1	0.1%
BIRWA		1	0.1%
BIRYOGO		6	0.4%
BISAMBU		1	0.1%
BISENYI		1	0.1%
BITABA		1	0.1%
BITARA		1	0.1%
BITARE		1	0.1%
BIZENGA		1	0.1%
BUDAHO		1	0.1%
BUDIHO		1	0.1%
BUGARAGARA		1	0.1%
BUGARAMA		2	0.1%
BUGARURA		1	0.1%
BUGESE		1	0.1%
BUHANDE		1	0.1%
BUHARANKAR.		1	0.1%
BUHIGA		1	0.1%
BUHOGO		1	0.1%
BUHONDE		1	0.1%
BUHORO		8	0.5%
BUHURU		2	0.1%
BUKAMBA		1	0.1%
BUKINANYAN		8	0.5%
BUKOKORA		1	0.1%
BUKONANYAN		1	0.1%

## File : Informal\_employer

### # P5: Village Name

Value	Label	Cases	Percentage
BUKONGORO		1	0.1%
BUKORO		1	0.1%
BULIZA		1	0.1%
BUMAMBIRA		1	0.1%
BUMBA		1	0.1%
BUNYANA		1	0.1%
BUNYUNYU		1	0.1%
BURAMBIRA		3	0.2%
BURAZA		1	0.1%
BURUNGA		1	0.1%
BURUSERI		2	0.1%
BUSANZA		3	0.2%
BUSENYI		3	0.2%
BUSHANGA		1	0.1%
BUSHENYI		1	0.1%
BUSHOKA		1	0.1%
BUSORO		2	0.1%
BUSUSURUKE		1	0.1%
BUTARO		2	0.1%
BUTIMBA		1	0.1%
BUTSURE		1	0.1%
BWERAMANA		3	0.2%
BWIZA		3	0.2%
BWUZURI		2	0.1%
BYIMANA		4	0.2%
CENTRE RUSHAKI		2	0.1%
CITE		1	0.1%
CYABAMI		1	0.1%
CYABAYAGA		1	0.1%
CYABUHIMBIRI		2	0.1%
CYAHAFI		5	0.3%
CYAKABIRI		1	0.1%
CYAMBOGO		2	0.1%
CYAMBURARA		1	0.1%
CYAMUHABUR		1	0.1%
CYANIKA		1	0.1%
CYAPA		1	0.1%
CYARUHOGO		1	0.1%
CYASEMAKAM		1	0.1%
CYEGERA		1	0.1%
CYENJOJO II		1	0.1%
CYEREZO		1	0.1%
CYIMANA		1	0.1%

## File : Informal\_employer

### # P5: Village Name

Value	Label	Cases	Percentage
CYINKANGA		1	0.1%
CYINYAMBO		1	0.1%
CYIRI		1	0.1%
CYIZI		1	0.1%
CYOGANYONI		2	0.1%
CYONDO		2	0.1%
CYUGAMO		3	0.2%
CYUMUKENKE		2	0.1%
DUGA		1	0.1%
DUHATI		1	0.1%
DUKORE		1	0.1%
DUTERIMBERE		1	0.1%
FUMBWE		1	0.1%
GABIRO		11	0.7%
GACACA		2	0.1%
GACUBA		2	0.1%
GACURABWE		1	0.1%
GACURABWEN		4	0.2%
GACYAMO		1	0.1%
GACYARO		1	0.1%
GAHABWA		2	0.1%
GAHENEREZO		1	0.1%
GAHINGA		2	0.1%
GAHIRA		1	0.1%
GAHISI		1	0.1%
GAHUHEZI		1	0.1%
GAHUNGA		2	0.1%
GAHUYE		1	0.1%
GAKENKE		4	0.2%
GAKENYERI B		1	0.1%
GAKERI		1	0.1%
GAKO		1	0.1%
GAKONGORO		1	0.1%
GAKORO		1	0.1%
GAKUBO		1	0.1%
GAKUKUYE		1	0.1%
GAMBIRIRO		1	0.1%
GANZA		1	0.1%
GASABO		3	0.2%
GASAGARA		2	0.1%
GASAKE		1	0.1%
GASARABA		1	0.1%
GASEBEYA		1	0.1%



## File : Informal\_employer

### # P5: Village Name

Value	Label	Cases	Percentage
GASENGA		1	0.1%
GASENGA 1		1	0.1%
GASENYI		3	0.2%
GASHA		1	0.1%
GASHAKI		1	0.1%
GASHARU		3	0.2%
GASHENYI II		3	0.2%
GASHIHA		1	0.1%
GASHINGE		1	0.1%
GASHONERO		1	0.1%
GASHUSHURA		2	0.1%
GASIHE		2	0.1%
GASIZA		9	0.5%
GASOGORORO		1	0.1%
GASORO		1	0.1%
GASTINDE		1	0.1%
GATABA		2	0.1%
GATANGA		1	0.1%
GATARAMA		1	0.1%
GATARE		8	0.5%
GATARE 3		1	0.1%
GATEBE		1	0.1%
GATEKO		1	0.1%
GATETE		2	0.1%
GATOKI		1	0.1%
GATOMVU		1	0.1%
GATORWA		3	0.2%
GATOVU		3	0.2%
GATSINDE		1	0.1%
GATUNA		1	0.1%
GATUNGO		1	0.1%
GATWA		2	0.1%
GICKIZA		5	0.3%
GICUMBI		1	0.1%
GIHANGA		1	0.1%
GIHEKA		1	0.1%
GIHEMBE		1	0.1%
GIHENGARI		1	0.1%
GIHINGA		1	0.1%
GIHIRA		1	0.1%
GIHITA		3	0.2%
GIHOGERE		1	0.1%
GIHONGA		1	0.1%

## File : Informal\_employer

### # P5: Village Name

Value	Label	Cases	Percentage
GIKANGARA		1	0.1%
GIKOMA		1	0.1%
GIKONKO		1	0.1%
GIKUNDAMVUI I		1	0.1%
GIKWEGE		6	0.4%
GIPANDI		1	0.1%
GIPANGU		2	0.1%
GIPANZI		1	0.1%
GIPOROSO		5	0.3%
GIPOROSO YA1		1	0.1%
GIPOROSO1		1	0.1%
GIRANEZA		1	0.1%
GISAGARA		3	0.2%
GISEBEYA		2	0.1%
GISEMENTI		1	0.1%
GISENYI		5	0.3%
GISESERO		2	0.1%
GISHA		2	0.1%
GISHINGE		1	0.1%
GISHOMA		2	0.1%
GISIMENTI		1	0.1%
GISIZA		5	0.3%
GISIZI		2	0.1%
GISORO		2	0.1%
GISOVU		1	0.1%
GISUNA		2	0.1%
GISUNZU		3	0.2%
GITABA		3	0.2%
GITARA		1	0.1%
GITARAGA		1	0.1%
GITARE		1	0.1%
GITEBE II		1	0.1%
GITEGA		1	0.1%
GITENGE		1	0.1%
GITESANYI		1	0.1%
GITICYINYONI		1	0.1%
GITONGO		1	0.1%
GITONI		1	0.1%
GITOVU		1	0.1%
GITUNTU		1	0.1%
GITURUKA		1	0.1%
HANIKA		1	0.1%

## File : Informal\_employer

### # P5: Village Name

Value	Label	Cases	Percentage
HUMURE		2	0.1%
HURIRO		1	0.1%
IBARE		1	0.1%
IBUGA		2	0.1%
ICYEREKEZO		1	0.1%
IGABAHORA		1	0.1%
IGISUBIZO		1	0.1%
IHUMURE		1	0.1%
IHURIRO		2	0.1%
IMANZI		3	0.2%
IMENA		1	0.1%
IMITARI		2	0.1%
IMPALA		1	0.1%
IMPINGA		1	0.1%
IMPUHWE		2	0.1%
INDAHEMUKA		1	0.1%
INDAMUTSA		1	0.1%
INDANGAMIRW		2	0.1%
INEZA		1	0.1%
INGENZI		1	0.1%
INGORO		7	0.4%
INKERARUBAN		1	0.1%
INKINGI		2	0.1%
INSHUTI		3	0.2%
INTIGANDA		1	0.1%
INTIGONDA		1	0.1%
INTINGANDA		1	0.1%
INTUNTU		1	0.1%
INTWARI		3	0.2%
INYAMIBWA		8	0.5%
INYARUREMBC		10	0.6%
IRAGWE		1	0.1%
IRAKIZA		2	0.1%
IRARIRE		1	0.1%
IRASANIRO		4	0.2%
IREBERO		1	0.1%
IREMBO		2	0.1%
IRIBA		1	0.1%
IRISANIRO		2	0.1%
ISANGANO		5	0.3%
ISANO		3	0.2%
ISHANTI		1	0.1%
ITABA		1	0.1%

## File : Informal\_employer

### # P5: Village Name

Value	Label	Cases	Percentage
ITETERO		1	0.1%
ITUZE		3	0.2%
IWACU		2	0.1%
IYOBOKAMAN,		1	0.1%
IZUBA		1	0.1%
JYAMBERE		1	0.1%
KABABITO		1	0.1%
KABACUZI		6	0.4%
KABADAHA		1	0.1%
KABAGARI		3	0.2%
KABAGENZA		1	0.1%
KABAGESERA		2	0.1%
KABAGINA		1	0.1%
KABAHURA		7	0.4%
KABAJOBA		1	0.1%
KABANDE		1	0.1%
KABARA		1	0.1%
KABARE		1	0.1%
KABARIMA		1	0.1%
KABAROLE I		1	0.1%
KABARONDO		6	0.4%
KABARORE		1	0.1%
KABARORE I		3	0.2%
KABASENGERE		1	0.1%
KABATSI		2	0.1%
KABAYA		9	0.5%
KABAYENGO		2	0.1%
KABELE		2	0.1%
KABERA		1	0.1%
KABERE		2	0.1%
KABEZA		24	1.4%
KABINGO		1	0.1%
KABIRA		6	0.4%
KABOSHYA		2	0.1%
KABUGA		4	0.2%
KABUHUNDE I		2	0.1%
KABUHUNDE II		1	0.1%
KABUHUNDE U		1	0.1%
KABUKUBA		3	0.2%
KABUKUBE		1	0.1%
KABUNGO		1	0.1%
KABUNGUZU		1	0.1%

## File : Informal\_employer

### # P5: Village Name

Value	Label	Cases	Percentage
KABUYAGA		3	0.2%
KABUYE		2	0.1%
KABYAZA		1	0.1%
KABYIMANA		1	0.1%
KACYIRU		1	0.1%
KADAHENDA		1	0.1%
KADASOMWA		1	0.1%
KADASUMBWA		1	0.1%
KADUSANYI		1	0.1%
KAGAMBA		1	0.1%
KAGARA		9	0.5%
KAGASA		1	0.1%
KAGASERA		2	0.1%
KAGELI		1	0.1%
KAGERA		1	0.1%
KAGERI		8	0.5%
KAGEYO		3	0.2%
KAGIKONGORC		2	0.1%
KAJEVUBA		1	0.1%
KAKURAMIRA		1	0.1%
KALISIMBI		3	0.2%
KAMABUYE		4	0.2%
KAMAHORO		1	0.1%
KAMANAMA		1	0.1%
KAMANURA		1	0.1%
KAMATA		1	0.1%
KAMATANGO		1	0.1%
KAMATARE		1	0.1%
KAMAZURU		1	0.1%
KAMBARE		1	0.1%
KAMINUZA		1	0.1%
KAMONYI		6	0.4%
KAMPARA		1	0.1%
KAMUGINA		1	0.1%
KAMURAMIRA		1	0.1%
KAMUSHI		1	0.1%
KAMUVUNYI		2	0.1%
KAMWUNGUZI		1	0.1%
KANGONDO		1	0.1%
KANGONDO 1		1	0.1%
KANGWENE		1	0.1%
KANINGA		1	0.1%
KANKANGA		1	0.1%

## File : Informal\_employer

### # P5: Village Name

Value	Label	Cases	Percentage
KANKUBA		1	0.1%
KANOMBE		3	0.2%
KANSEREGE II		1	0.1%
KANSEREGE III		1	0.1%
KANYABARAN:		1	0.1%
KANYABIRAYI		1	0.1%
KANYANGESE		1	0.1%
KANYARANZI		1	0.1%
KANYIRAMUSE		1	0.1%
KARAGARAGO		1	0.1%
KARAMA		3	0.2%
KARAMBI		8	0.5%
KARAMBI CENTRE		1	0.1%
KARAMBO		2	0.1%
KARAMBO 1		1	0.1%
KARANGAZI		1	0.1%
KAREBA		3	0.2%
KAREBERO		1	0.1%
KAREHE		2	0.1%
KARENGE		1	0.1%
KARERA		1	0.1%
KARISIMBI		3	0.2%
KARIYERI		1	0.1%
KARORERO		1	0.1%
KARUBUNGO		2	0.1%
KARUGANDA		1	0.1%
KARUJUMBA		2	0.1%
KARUMUNA		1	0.1%
KARURUMA		2	0.1%
KASONGA		1	0.1%
KAVUMU		7	0.4%
KAVUMU\		1	0.1%
KAYANGE		1	0.1%
KAYENZI		1	0.1%
KAYONZA		4	0.2%
KAYONZA CENTRE		2	0.1%
KAYOVE		1	0.1%
KAZENEZA		1	0.1%
KAZIRANKARA		1	0.1%
KIBARIMA		1	0.1%
KIBAYA		2	0.1%

## File : Informal\_employer

### # P5: Village Name

Value	Label	Cases	Percentage
KIBIGWE		2	0.1%
KIBILIZI		1	0.1%
KIBINGO		1	0.1%
KIBIRIZI		2	0.1%
KIBUGAZI		3	0.2%
KIBUMBA		4	0.2%
KIBUYE		2	0.1%
KICUKIRO		7	0.4%
KIDAHO		1	0.1%
KIDATURWA		1	0.1%
KIDENDEZI		1	0.1%
KIGABIRO		1	0.1%
KIGAGA		2	0.1%
KIGALI		2	0.1%
KIGARAMA		9	0.5%
KIGEGA		1	0.1%
KIGOBE		1	0.1%
KIGORORA		1	0.1%
KIGOTE		1	0.1%
KIGUGU		3	0.2%
KIGUGU III		2	0.1%
KIGWENE I		1	0.1%
KIGWENE YA 1		1	0.1%
KIMARANZARA		1	0.1%
KIMIGENGE		1	0.1%
KIMIKO		1	0.1%
KIMISAGARA		1	0.1%
KINDOBWE		2	0.1%
KINIHIRA		6	0.4%
KINIKO		1	0.1%
KININIYAMBO		1	0.1%
KINOKO		1	0.1%
KINUNGA		4	0.2%
KINYAMBO		1	0.1%
KINYANA		1	0.1%
KINYONI		1	0.1%
KIOSKE YA DANI		1	0.1%
KIRAMBO		4	0.2%
KIRENGE		1	0.1%
KIRIGALI		1	0.1%
KIRINDIMURE		1	0.1%
KIRUHURA		1	0.1%

## File : Informal\_employer

### # P5: Village Name

Value	Label	Cases	Percentage
KIRULI		1	0.1%
KIRURUMA		1	0.1%
KIRWA		2	0.1%
KISIZA		1	0.1%
KIVOMO		1	0.1%
KIVU		1	0.1%
KIVUGIZA		2	0.1%
KIVUMU		2	0.1%
KIVURUGA		1	0.1%
KIYOVU		6	0.4%
KIZI		1	0.1%
KOKOBE		1	0.1%
KONSONGA		1	0.1%
KORA		1	0.1%
KUNGO		1	0.1%
KWISOKO		2	0.1%
MABUGA I		1	0.1%
MABUGA II		1	0.1%
MAFANE		1	0.1%
MAHOKO		5	0.3%
MAHORO		4	0.2%
MAJYAMBERE		5	0.3%
MAKAGA		1	0.1%
MAMBA		1	0.1%
MARANTIMBA		1	0.1%
MAREMBO		1	0.1%
MAREMBO II		8	0.5%
MAREMBO III		1	0.1%
MARIBA		1	0.1%
MARIMBA		1	0.1%
MASAKA		1	0.1%
MASANGANNO		1	0.1%
MASANGO		2	0.1%
MASORO		1	0.1%
MATABA		2	0.1%
MATIMBA		2	0.1%
MATWARI		1	0.1%
MATYAZO		2	0.1%
MAYA		1	0.1%
MAZIBA		1	0.1%
MAZINGA		1	0.1%
MBOGO		1	0.1%
MESHERO		1	0.1%



## File : Informal\_employer

### # P5: Village Name

Value	Label	Cases	Percentage
MIGINA		1	0.1%
MIKO		2	0.1%
MIRAMA		1	0.1%
MIRAMBI		2	0.1%
MISHENYI		1	0.1%
MIYANGE		1	0.1%
MIZINGO		1	0.1%
MOMA		1	0.1%
MPANDU		2	0.1%
MPANO		1	0.1%
MPENGE		1	0.1%
MUBANO		1	0.1%
MUBUGA		8	0.5%
MUBWIZA		2	0.1%
MUCYO		1	0.1%
MUFUMBA		1	0.1%
MUGEREKE		1	0.1%
MUGOMERO		1	0.1%
MUGORORE		1	0.1%
MUGWATO		1	0.1%
MUHE		7	0.4%
MUHOZA		1	0.1%
MUHUZA		1	0.1%
MUJEBE		1	0.1%
MUKO		1	0.1%
MUKUYU		2	0.1%
MULINDI		5	0.3%
MULTIMEDIA		1	0.1%
MUMARARUNC		3	0.2%
MUNINI		2	0.1%
MUNOPFU		1	0.1%
MUNYABUGAN		1	0.1%
MUNYEGE		1	0.1%
MUNYINYA		1	0.1%
MURABYO		1	0.1%
MURAMA		3	0.2%
MURAMBI		16	1.0%
MURANGARA		5	0.3%
MURANGARE		1	0.1%
MUREHE		6	0.4%
MUREMURE		1	0.1%
MURENDE		1	0.1%
MURENGE		1	0.1%

## File : Informal\_employer

### # P5: Village Name

Value	Label	Cases	Percentage
MURIMBA		1	0.1%
MURINDI		3	0.2%
MURISANGA		3	0.2%
MUSAZA		1	0.1%
MUSEGA		1	0.1%
MUSENYI		1	0.1%
MUSETSA		1	0.1%
MUSHERI		2	0.1%
MUTABO		1	0.1%
MUTANDA		1	0.1%
MUTENGA		1	0.1%
MUTI		1	0.1%
MUTORI		1	0.1%
MUTUSA		1	0.1%
MVUGA		1	0.1%
MWANZA		1	0.1%
MWIJABO		1	0.1%
MWIJUTO		1	0.1%
MWIYANIKE		1	0.1%
MWOSHA		1	0.1%
MWOSHYA		1	0.1%
NDUBA		3	0.2%
NDURUMA		3	0.2%
NDURUNA		1	0.1%
NDUSU		3	0.2%
NENGO		1	0.1%
NGAMBI		1	0.1%
NGANDO		1	0.1%
NGARUYINKA		1	0.1%
NGOBOKA		1	0.1%
NGOMA		1	0.1%
NGUGO		1	0.1%
NGUGU		1	0.1%
NINZI		1	0.1%
NKANDA		2	0.1%
NKENKE		2	0.1%
NKINDA 1		1	0.1%
NKOMA II		1	0.1%
NKOMANE		1	0.1%
NSAKIRA		1	0.1%
NTANGARUGEI		1	0.1%
NTARAGA		6	0.4%
NTARAMA		2	0.1%

## File : Informal\_employer

### # P5: Village Name

Value	Label	Cases	Percentage
NTUNGAMO		1	0.1%
NTURO		7	0.4%
NTWARI		1	0.1%
NUNGA		1	0.1%
NYABAYANDA		1	0.1%
NYABIKENKE		1	0.1%
NYABIKONI		4	0.2%
NYABIMATA		1	0.1%
NYABIRONDO		1	0.1%
NYABISIKA		1	0.1%
NYABISINDU 1		1	0.1%
NYABITARE		2	0.1%
NYABIVUMU		1	0.1%
NYABIYENZI		1	0.1%
NYABUBARE		1	0.1%
NYABUGOGO		7	0.4%
NYABYANDO		1	0.1%
NYACYONGA		2	0.1%
NYAERUTOVU		1	0.1%
NYAGACACA		1	0.1%
NYAGACYAMO		1	0.1%
NYAGAFUNZO		1	0.1%
NYAGAHANGA		1	0.1%
NYAGAHINGA		1	0.1%
NYAGASAMBU		6	0.4%
NYAGASENGA		2	0.1%
NYAGASOZI		2	0.1%
NYAGATARE		2	0.1%
NYAGATARE 1		1	0.1%
NYAGATARE 2		1	0.1%
NYAGATARE I		1	0.1%
NYAGATARE III		1	0.1%
NYAGATOVU		2	0.1%
NYAKABUNGO		8	0.5%
NYAKABUYE		1	0.1%
NYAKAGARAM		1	0.1%
NYAKAGEZI		2	0.1%
NYAKARAMBI		5	0.3%
NYAKAYAGA		1	0.1%
NYAKIGA		1	0.1%
NYAKIGINA		1	0.1%

## File : Informal\_employer

### # P5: Village Name

Value	Label	Cases	Percentage
NYAMABUYE		4	0.2%
NYAMASE		1	0.1%
NYAMATA 1		2	0.1%
NYAMATA VILLE 1		1	0.1%
NYAMIORAMA		1	0.1%
NYAMIRAMBO		4	0.2%
NYAMUBANDE		1	0.1%
NYAMUGALI		1	0.1%
NYAMUGARI		1	0.1%
NYAMURE		1	0.1%
NYAMUREMUR		6	0.4%
NYAMURO		1	0.1%
NYAMWENGE		1	0.1%
NYAMYENGE		1	0.1%
NYANKORAYU		1	0.1%
NYANZA		8	0.5%
NYARIGINA		1	0.1%
NYARUBANDE		3	0.2%
NYARUBUYE		3	0.2%
NYARUCYAMO		2	0.1%
NYARUCYAMO III		1	0.1%
NYARUCYAMU III		1	0.1%
NYARUGENGE		3	0.2%
NYARUKURAZI		1	0.1%
NYARUNGU		1	0.1%
NYARUNYINYA		3	0.2%
NYARUREMBO		4	0.2%
NYARUSANGE		5	0.3%
NYARUSHINYA		1	0.1%
NYARUTOVU		1	0.1%
NYEGABO		1	0.1%
NYENYERI		3	0.2%
NYIMBWANA		1	0.1%
NYIRABADUGU		2	0.1%
NYIRABWAYA		1	0.1%
NYIRAMAGENI		1	0.1%
NYIRATABA		1	0.1%
NYUNDO		1	0.1%
PAR CHANCE		1	0.1%
RAMBURA		3	0.2%
RAMIRO		1	0.1%

## File : Informal\_employer

### # P5: Village Name

Value	Label	Cases	Percentage
RANGO		1	0.1%
RARANKUBA		1	0.1%
REBERO		7	0.4%
REBEZO		1	0.1%
RIHIRO		1	0.1%
RINDIRO		2	0.1%
RUBANGA		1	0.1%
RUBARE		1	0.1%
RUBAYA		1	0.1%
RUBETE		1	0.1%
RUBIMBA		1	0.1%
RUBIRIZI		2	0.1%
RUBONA		1	0.1%
RUBUMBA		3	0.2%
RUBYINIRO		1	0.1%
RUBYIRO		1	0.1%
RUFUNZO		1	0.1%
RUGABANO		2	0.1%
RUGANDO		1	0.1%
RUGANDU		1	0.1%
RUGANO		1	0.1%
RUGANWA		1	0.1%
RUGARAGARA		1	0.1%
RUGARAMA		11	0.7%
RUGARAMA 2		2	0.1%
RUGARAMA 3		1	0.1%
RUGAZI		3	0.2%
RUGENDE		1	0.1%
RUGERERO		2	0.1%
RUGOGWE		2	0.1%
RUGUNGA		4	0.2%
RUHANGO		4	0.2%
RUHEHE		1	0.1%
RUHINGA		1	0.1%
RUHONGORE		1	0.1%
RUHORE		1	0.1%
RUHORO		1	0.1%
RUHUHA		1	0.1%
RUHUHA 1		3	0.2%
RUHUHA 2		1	0.1%
RUHUMA 1		1	0.1%
RUKAMUBAJI		1	0.1%
RUKEREREZA		1	0.1%

## File : Informal\_employer

### # P5: Village Name

Value	Label	Cases	Percentage
RUKERI		2	0.1%
RUKIKO		2	0.1%
RUKINGO		1	0.1%
RUKIZI		1	0.1%
RUKOMA		1	0.1%
RUKOMO		4	0.2%
RUKORA		1	0.1%
RUKORE		3	0.2%
RUKORO		5	0.3%
RUKUNDO		1	0.1%
RUKURAZO		2	0.1%
RUKURU		1	0.1%
RUMURI		1	0.1%
RUNYINYA		6	0.4%
RUNYONZA		5	0.3%
RURAGENDWA		1	0.1%
RURAMA		1	0.1%
RURAMA CENTRE		1	0.1%
RURAMBO		1	0.1%
RUREMBO		3	0.2%
RURYANGO		1	0.1%
RUSAMBU		2	0.1%
RUSASA		2	0.1%
RUSAVE		2	0.1%
RUSEBEYA		1	0.1%
RUSENYI		2	0.1%
RUSHAGARA		2	0.1%
RUSHAKAMBA		1	0.1%
RUSHANGAZA		1	0.1%
RUSHUNGURIR		1	0.1%
RUSINE		3	0.2%
RUSISIRO		5	0.3%
RUSORORO		1	0.1%
RUSOZI		1	0.1%
RUSUMO		4	0.2%
RUTABO		1	0.1%
RUTAGARA		1	0.1%
RUTAGARA I		1	0.1%
RUTANGO		1	0.1%
RUTARE		2	0.1%
RUTAZA		1	0.1%
RUTENGA		8	0.5%
RUTETE		1	0.1%

## File : Informal\_employer

### # P5: Village Name

Value	Label	Cases	Percentage
RUTOMA		1	0.1%
RUVUMERA		2	0.1%
RUVUMURA		1	0.1%
RWAGASARE		1	0.1%
RWAGITIMA		2	0.1%
RWAHI HANGA		1	0.1%
RWAKAGAJU		1	0.1%
RWAKALJEJUF		1	0.1%
RWAKAYAMBC		1	0.1%
RWAMAKARA		1	0.1%
RWAMBARIRO		1	0.1%
RWAMENYO		1	0.1%
RWAMIKO		1	0.1%
RWAMURAMA		1	0.1%
RWANKERI		1	0.1%
RWANYANZA		1	0.1%
RWEBARE		1	0.1%
RWEMPASHA		4	0.2%
RWERERA		1	0.1%
RWERERE		1	0.1%
RWERU		3	0.2%
RWESERO		6	0.4%
RWEZAMENYO		2	0.1%
RWEZANGORO		1	0.1%
RWEZIBAMBA		1	0.1%
RWIMBOGO		4	0.2%
RWINKUBA		1	0.1%
RWINKWAVU		1	0.1%
RWINTARE		3	0.2%
RWINUMA		1	0.1%
RWIRI		1	0.1%
RWUNGA		1	0.1%
RYABADUGU		1	0.1%
RYABEGA		1	0.1%
RYAGACECE		1	0.1%
RYAMAKORO		1	0.1%
RYAMANYWA		1	0.1%
RYAMUREGE		1	0.1%
RYARUBANZA		2	0.1%
RYARUBONDO		1	0.1%
RYARUHANGA		2	0.1%
RYARUHIRIMA		1	0.1%
SABUDARI		1	0.1%

## File : Informal\_employer

### # P5: Village Name

Value	Label	Cases	Percentage
SABUSANO		1	0.1%
SAGWE		1	0.1%
SAKARA		1	0.1%
SANGANIRO		1	0.1%
SANGANO		3	0.2%
SANGWA		4	0.2%
SANZAZE		1	0.1%
SHABA		1	0.1%
SHUSHO		3	0.2%
SINAI		1	0.1%
SITE		2	0.1%
SONGA		1	0.1%
SOVU		1	0.1%
TABA		4	0.2%
TABAGWE		1	0.1%
TERIMBERE		2	0.1%
TETERO		3	0.2%
TORERO		1	0.1%
TOWN		1	0.1%
TUNGIRO		1	0.1%
TWIBANIRE		1	0.1%
UBUCURUZI		12	0.7%
UBUHOHO		1	0.1%
UBUMWE		7	0.4%
UBUREZI		5	0.3%
UBUZIMA		2	0.1%
UBWIZA		1	0.1%
UMUCO		1	0.1%
UMUCYO		5	0.3%
UMUDUGUDU		2	0.1%
UMUGI		1	0.1%
UMUNEZERO		4	0.2%
UMUNYINYA		1	0.1%
UMURAVA		3	0.2%
UMUREHA		1	0.1%
UMUREHE		1	0.1%
UMUREMURE		1	0.1%
UMURIMO		6	0.4%
UMUTEKANO		2	0.1%
UMWEMBE		3	0.2%
UMWEZI		1	0.1%
URUGARAMA		3	0.2%
URUGERO		1	0.1%



## File : Informal\_employer

### # P5: Village Name

Value	Label	Cases	Percentage
URUGWIRO		2	0.1%
URUHONGORE		3	0.2%
URUMURI		5	0.3%
URUNYINYA		1	0.1%
URWIBUTSO		1	0.1%
UWAGISOZI		1	0.1%
UWATEKE		1	0.1%
UWIMANZI		1	0.1%
UWIMFIZI		1	0.1%
UWIMPUNDU		1	0.1%
UWISOKO		1	0.1%
VUNGA		2	0.1%
WIBUNGO		1	0.1%
WIMANA		2	0.1%
WIRONGO		1	0.1%
YA KABIRI		1	0.1%
YABARANDA		1	0.1%
YORODANINI		1	0.1%
YOVE		1	0.1%
YOVU		1	0.1%
ZIHARE		1	0.1%
ZINDIRO		1	0.1%
ZIRAKAMWA		1	0.1%
ZIRIKAMWA		1	0.1%
akanyaru		1	0.1%
akarubimbura		1	0.1%
cyeru		1	0.1%
gakuku		1	0.1%
gambiro		2	0.1%
gatagara		1	0.1%
gataraga1		1	0.1%
gatarama1		1	0.1%
gikongoro		1	0.1%
isano		1	0.1%
kabuga		1	0.1%
kagabiro		1	0.1%
kanyonyombya		1	0.1%
karama		1	0.1%
karurambi		1	0.1%
kavumu		1	0.1%
kisement		1	0.1%
mugogo		1	0.1%
muhororo		1	0.1%

## File : Informal\_employer

### # P5: Village Name

Value	Label	Cases	Percentage
mujyejuru		1	0.1%
muremure		1	0.1%
nduruma		1	0.1%
nkanda		2	0.1%
ntanda		2	0.1%
ntenyo		1	0.1%
nyamagana		1	0.1%
nyarubande		1	0.1%
ruhango		3	0.2%
rukeli		1	0.1%
ruramba		2	0.1%
rushunguriro		1	0.1%
rwintama		1	0.1%
rwinzovu		1	0.1%
sayo		1	0.1%
ubumwe		1	0.1%
umuco		1	0.1%
umwezi		1	0.1%

Warning: these figures indicate the number of cases found in the data file. They cannot be interpreted as summary statistics of the population of interest.

### # REASONS: Reason-Specify

<b>Information</b>	[Type= discrete] [Format=character] [Missing=*]		
<b>Statistics [NW/ W]</b>	[Valid=1 /-] [Invalid=0 /-]		
Value	Label	Cases	Percentage
YANZE GUSUBIZA IGIKA T		1	100.0%

Warning: these figures indicate the number of cases found in the data file. They cannot be interpreted as summary statistics of the population of interest.

### # O040: Are you registered in RRA?

<b>Information</b>	[Type= discrete] [Format=numeric] [Range= 1-9] [Missing=*]		
<b>Statistics [NW/ W]</b>	[Valid=1664 /-] [Invalid=0 /-]		
Value	Label	Cases	Percentage
1	Yes	271	16.3%
2	No	1390	83.5%
9	Missing Value	3	0.2%

Warning: these figures indicate the number of cases found in the data file. They cannot be interpreted as summary statistics of the population of interest.

### # O041: How many working persons do you have ?

<b>Information</b>	[Type= discrete] [Format=numeric] [Range= 1-9] [Missing=*]		
<b>Statistics [NW/ W]</b>	[Valid=271 /-] [Invalid=1393 /-]		
Value	Label	Cases	Percentage
1	Less than 5	269	99.3%
2	More than 5	2	0.7%
9	Missing Value	0	

## File : Informal\_employer

### # 0041: How many working persons do you have ?

Value	Label	Cases	Percentage
1393			
System			

*Warning: these figures indicate the number of cases found in the data file. They cannot be interpreted as summary statistics of the population of interest.*

### # 0042: Do you keep regular account books?

<b>Information</b>	[Type= discrete] [Format=numeric] [Range= 1-9] [Missing=*]
<b>Statistics [NW/ W]</b>	[Valid=271 /-] [Invalid=1393 /-]

Value	Label	Cases	Percentage
1	Yes	6	2.2%
2	No	265	97.8%
9	Missing Value	0	
System		1393	

*Warning: these figures indicate the number of cases found in the data file. They cannot be interpreted as summary statistics of the population of interest.*

### # 0050: Position of respondent

<b>Information</b>	[Type= discrete] [Format=numeric] [Range= 1-9] [Missing=*]
<b>Statistics [NW/ W]</b>	[Valid=1664 /-] [Invalid=0 /-]

Value	Label	Cases	Percentage
1	Owner/Co-owner ( manager)	1491	89.6%
2	Manager	127	7.6%
3	Human resource Manager	27	1.6%
4	Other	19	1.1%
9	Missing Value	0	

*Warning: these figures indicate the number of cases found in the data file. They cannot be interpreted as summary statistics of the population of interest.*

### # 0050S: Other-Specify

<b>Information</b>	[Type= discrete] [Format=character] [Missing=*]
<b>Statistics [NW/ W]</b>	[Valid=19 /-] [Invalid=0 /-]

Value	Label	Cases	Percentage
AKORA		1	5.3%
MUBOUTIKE			
CAISSIERE		1	5.3%
COIFFEUR		1	5.3%
COMPTABLE		3	15.8%
MANAGER		1	5.3%
PEREZIDA WA COO		1	5.3%
PREZIDA WA COOP		1	5.3%
SOUDEUR		1	5.3%
TECHNICIEN		1	5.3%
UCURUZA		1	5.3%
UHAGARIYE IKIGO		1	5.3%
UMUCURUZI		1	5.3%
UMUKOZI		1	5.3%
UMUTETSI		1	5.3%

## File : Informal\_employer

### # O050S: Other-Specify

Value	Label	Cases	Percentage
USHINZWE MARKET		1	5.3%
VENDEUR		1	5.3%
YARATORANYI		1	5.3%

Warning: these figures indicate the number of cases found in the data file. They cannot be interpreted as summary statistics of the population of interest.

### # A020: Sex

<b>Information</b>	[Type= discrete] [Format=numeric] [Range= 1-9] [Missing=*]
<b>Statistics [NW/ W]</b>	[Valid=1491 /-] [Invalid=173 /-]

Value	Label	Cases	Percentage
1	Female	302	20.3%
2	Male	1189	79.7%
9	Missing Value	0	
Sysmiss		173	

Warning: these figures indicate the number of cases found in the data file. They cannot be interpreted as summary statistics of the population of interest.

### # A030: Age in completed years

<b>Information</b>	[Type= discrete] [Format=numeric] [Range= 18-99] [Missing=*]
<b>Statistics [NW/ W]</b>	[Valid=1491 /-] [Invalid=173 /-]

Value	Label	Cases	Percentage
18		1	0.1%
19		3	0.2%
20		5	0.3%
21		4	0.3%
22		19	1.3%
23		22	1.5%
24		40	2.7%
25		63	4.2%
26		47	3.2%
27		50	3.4%
28		60	4.0%
29		76	5.1%
30		97	6.5%
31		67	4.5%
32		78	5.2%
33		53	3.6%
34		42	2.8%
35		62	4.2%
36		48	3.2%
37		53	3.6%
38		51	3.4%
39		50	3.4%
40		60	4.0%
41		42	2.8%

## File : Informal\_employer

### # A030: Age in completed years

Value	Label	Cases	Percentage
42		49	3.3%
43		38	2.5%
44		15	1.0%
45		34	2.3%
46		30	2.0%
47		27	1.8%
48		27	1.8%
49		20	1.3%
50		25	1.7%
51		15	1.0%
52		27	1.8%
53		16	1.1%
54		10	0.7%
55		8	0.5%
56		9	0.6%
57		6	0.4%
58		5	0.3%
59		1	0.1%
60		2	0.1%
61		6	0.4%
62		6	0.4%
63		2	0.1%
66		1	0.1%
67		1	0.1%
68		1	0.1%
70		1	0.1%
72		1	0.1%
77		1	0.1%
90		1	0.1%
99	Missing value	13	0.9%
Sysmiss		173	

Warning: these figures indicate the number of cases found in the data file. They cannot be interpreted as summary statistics of the population of interest.

### # Ag\_gr: Age group

Value	Label	Cases	Percentage
1	Less than 25	94	6.3%
2	25-29	296	19.9%
3	30-34	337	22.6%
4	35-39	264	17.7%
5	40-44	204	13.7%
6	45-49	138	9.3%
7	50-54	93	6.2%

## File : Informal\_employer

### # Ag\_gr: Age group

Value	Label	Cases	Percentage
8	55+	52	3.5%
9	Missing values	13	0.9%
Sysmiss		173	

Warning: these figures indicate the number of cases found in the data file. They cannot be interpreted as summary statistics of the population of interest.

### # A040: Marital status

<b>Information</b>	[Type= discrete] [Format=numeric] [Range= 1-9] [Missing=*]
<b>Statistics [NW/ W]</b>	[Valid=1491 /-] [Invalid=173 /-]

Value	Label	Cases	Percentage
1	Single/Never married	196	13.1%
2	Married	1251	83.9%
3	Separated	7	0.5%
4	Divorced	4	0.3%
5	Widowed	33	2.2%
9	Missing Value	0	
Sysmiss		173	

Warning: these figures indicate the number of cases found in the data file. They cannot be interpreted as summary statistics of the population of interest.

### # A050: Nationality

<b>Information</b>	[Type= discrete] [Format=numeric] [Range= 1-9] [Missing=*]
<b>Statistics [NW/ W]</b>	[Valid=1491 /-] [Invalid=173 /-]

Value	Label	Cases	Percentage
1	Burundian	2	0.1%
2	Kenyan	13	0.9%
3	Rwandan	1467	98.4%
4	Tanzanian	3	0.2%
5	Ugandan	3	0.2%
6	The rest of Africa (specify)	3	0.2%
7	The rest of the world (specify)	0	
9	Missing Value	0	
Sysmiss		173	

Warning: these figures indicate the number of cases found in the data file. They cannot be interpreted as summary statistics of the population of interest.

### # A050S: The rest of Africa (specify)

<b>Information</b>	[Type= discrete] [Format=character] [Missing=*]
<b>Statistics [NW/ W]</b>	[Valid=3 /-] [Invalid=0 /-]

Value	Label	Cases	Percentage
CONGO KISHASA		1	33.3%
RDC		1	33.3%
SOMALIYA		1	33.3%

Warning: these figures indicate the number of cases found in the data file. They cannot be interpreted as summary statistics of the population of interest.

### # A050SS: The rest of world (specify)

<b>Information</b>	[Type= discrete] [Format=character] [Missing=*]
--------------------	---

## File : Informal\_employer

### # A050SS: The rest of world (specify)

Statistics [NW/ W] [Valid=0 /-] [Invalid=0 /-]

### # A060: Education you have completed?

Information [Type= discrete] [Format=numeric] [Range= 1-99] [Missing=\*]

Statistics [NW/ W] [Valid=1491 /-] [Invalid=173 /-]

Value	Label	Cases	Percentage
1	PhD/Doctorate	1	0.1%
2	Masters Degree	1	0.1%
3	Post Graduate Diploma	1	0.1%
4	Bachelors	35	2.3%
5	Diploma level (A1)	24	1.6%
6	Certificate level (TVET)	57	3.8%
7	Secondary-A Level	138	9.3%
8	Secondary-O Level	190	12.7%
9	Primary	737	49.4%
10	None	292	19.6%
11	Other	15	1.0%
99	Missing Value	0	
Sysmiss		173	

Warning: these figures indicate the number of cases found in the data file. They cannot be interpreted as summary statistics of the population of interest.

### # A060S: Other-Specify

Information [Type= discrete] [Format=character] [Missing=\*]

Statistics [NW/ W] [Valid=61 /-] [Invalid=0 /-]

Value	Label	Cases	Percentage
ACCOUNTING		1	1.6%
BUSINESS STUDIES		1	1.6%
COMMERCIAL		1	1.6%
COMPTABILITE		5	8.2%
CONSTRUCTION		1	1.6%
CORDENERIE&		1	1.6%
COUTURE		1	1.6%
DELEPMENT		1	1.6%
DEVELOPPEME RURAL		1	1.6%
DROIT ET ADMINISTRATI		1	1.6%
ECONOMIC PLANNING		1	1.6%
ELECTICITY		1	1.6%
ELECTRICITE		1	1.6%
ELECTRICITE ET ELECTRONICS		1	1.6%
ELECTRO-MECANIQUE		1	1.6%

## File : Informal\_employer

### # A060S: Other-Specify

Value	Label	Cases	Percentage
ELECTROMECA		1	1.6%
ELECTRONIQUI		2	3.3%
ELECTRONIQUI ET TELECOMMUNI		1	1.6%
ENGINEERING		1	1.6%
FAMILIARE		1	1.6%
GESTION		3	4.9%
GUKORA IBINTU BIVA MU MPU		1	1.6%
HEG		1	1.6%
HISTOIRE ET POLITIQUE		1	1.6%
HOTEL		1	1.6%
IGA		1	1.6%
IMYUGA MUBYO GUSUKA		1	1.6%
INDIMI Z'UBUVANGAN		1	1.6%
INGOKA		1	1.6%
KUDODA		1	1.6%
MANAGEMENT		1	1.6%
MATH PHYSIQUE		1	1.6%
MATH- PHYSIQUE		1	1.6%
MECANICS AUTOMOBILE,S		1	1.6%
MECANIQUE AUTOMOBILE		1	1.6%
MENUISERIE- CONSTRUCTION		1	1.6%
MICRO INDUSTIELLE		1	1.6%
NORMAL PRIMAIRE		3	4.9%
NORMALE PRIMAIRE		1	1.6%
PEDAGOGIE		1	1.6%
PHARMACIE		1	1.6%
SCIENCES HUMAINES		2	3.3%
SCIENCES INFIRMIERES		2	3.3%
SCIENTIFIQUE(C PHYSIQUE)		1	1.6%
SECRETARIAT		2	3.3%



## File : Informal\_employer

### # A060S: Other-Specify

Value	Label	Cases	Percentage
SOCIOLOGIE		1	1.6%
THEOLOGIE		1	1.6%
UBUBAJI N'UBWUBATSI		1	1.6%
UBUMENYIMUT HEG		1	1.6%

Warning: these figures indicate the number of cases found in the data file. They cannot be interpreted as summary statistics of the population of interest.

### # A070: Field of Specialization

<b>Information</b>	[Type= discrete] [Format=character] [Missing=*]
<b>Statistics [NW/ W]</b>	[Valid=197 /-] [Invalid=0 /-]

Value	Label	Cases	Percentage
A2 INFIRMIERE		1	0.5%
ACCOUNTING		2	1.0%
ADMINISTRATI PUBLIQUE		2	1.0%
AGRIBUSINESS AND RURAL DEVELOP		1	0.5%
AGRONOMIE		1	0.5%
ART CERAMIQUE		1	0.5%
ART LANGUAGE		1	0.5%
ART PLASTIQUE		1	0.5%
ASSISTANT MEDICAL		1	0.5%
BACHELOR'S DEGREE IN SOCIOLOGY		1	0.5%
BIO-CHIMIE		1	0.5%
BIOCHIMIE		2	1.0%
BIOLOGIE CHIMIE		1	0.5%
BUSINESS ADMINISTRATI		1	0.5%
COMMERCE ET COMPTABILITE		5	2.5%
COMPTABILITE		14	7.1%
COMPTABILITE +HOTELERIE		1	0.5%
COMPUTER		1	0.5%
CONSTRUCTION		1	0.5%
DESIGN AND BOUTIQUE		1	0.5%
DEVELOPPEME RURAL		1	0.5%

## File : Informal\_employer

### # A070: Field of Specialization

Value	Label	Cases	Percentage
DROIT		2	1.0%
DROIT ET ADMINISTRATI		2	1.0%
DVT RURAL		1	0.5%
ECONOMICS WITH EDUCATION		1	0.5%
ECONOMIE		2	1.0%
ECONOMYS		1	0.5%
EDUCATION		1	0.5%
EDUCATION FRANCAIS/ ANGLAIS		1	0.5%
EDUCATION PHYSIQUE		1	0.5%
EDUCATION:NC PRIMAIRE		1	0.5%
ELECTRICITE		4	2.0%
ELECTRICITE MENUISERIE		1	0.5%
ELECTRICITE&		1	0.5%
ELECTRICITY		1	0.5%
ELECTRO - MECANIC		1	0.5%
ELECTRO-MECHANICS		1	0.5%
ELECTRONIC, TI		1	0.5%
ELECTRONIQUE		1	0.5%
ELECTRONIQUE INFORMATIQUE		1	0.5%
GESTION		1	0.5%
GESTION DE ENTREPRISES		1	0.5%
GESTION INFORMATIQUE		2	1.0%
GUKORA NEZA IMISATSI		1	0.5%
HEG		2	1.0%
HEG HISTOIRE ECONOMIE GEOGRAP		1	0.5%
HISTORY ECONOMIC DIVERNETY		1	0.5%
HISTORY ECONOMIC GEOGRAPH		1	0.5%
HOTELERIE		2	1.0%
IKORANABUHA		1	0.5%

## File : Informal\_employer

### # A070: Field of Specialization

Value	Label	Cases	Percentage
IMYUGA		2	1.0%
INDERABAREZ RUSANGE		1	0.5%
INFIRMIER		1	0.5%
INFIRMIERE		1	0.5%
INFORMATION TECHNOLOGY		1	0.5%
INFORMATIQU ION		1	0.5%
KUBAKA		1	0.5%
KUBAZA NO KUBAKA		1	0.5%
KUBAZA UBUBAJI		1	0.5%
KUDODA		1	0.5%
LETTRES		1	0.5%
MANAGEMENT		8	4.1%
MATH & PHYSIQUE		1	0.5%
MATH PHYSIQUE		2	1.0%
MATH- PHYSIQUE		1	0.5%
MECANIC AUTOMOBILE		1	0.5%
MECANICAL ENGINEERING		1	0.5%
MECANIQUE AUTOMOBILE		4	2.0%
MECANIQUE GENERALE		1	0.5%
MECHANICAL ENGINEERING		1	0.5%
MECHANICS		1	0.5%
MENUISERIE		1	0.5%
MPE		1	0.5%
NORMAL MOYENNE		1	0.5%
NORMAL PRIMAIRE		20	10.2%
NORMAL TECHNIQUE		1	0.5%
NORMALE PRIMAIRE		7	3.6%
NURSING		2	1.0%
PEDAGOGIE GENERALE		1	0.5%
PLOMBERIE_SC		1	0.5%

## File : Informal\_employer

### # A070: Field of Specialization

Value	Label	Cases	Percentage
RURAL DEVELOPMENT		1	0.5%
SANTE ANIMALE		1	0.5%
SCIENCE DE L'EDUCATION		1	0.5%
SCIENCE INFIRMIERE		1	0.5%
SCIENCE SOCIALE		1	0.5%
SCIENCES (BIO-CHIMIE)		1	0.5%
SCIENCES HUMAINE		3	1.5%
SCIENCES HUMAINES		2	1.0%
SCIENCES/ BIOLOGIE		1	0.5%
SECRETARIA		1	0.5%
SECRETARIAT		1	0.5%
SECRETARY		1	0.5%
SOCIALE		1	0.5%
SOCIOLOGIE		1	0.5%
SOUDURE		1	0.5%
TECHNICAL(GE		1	0.5%
TECHNIQUES PARAMEDICAL		1	0.5%
THEOLOGIE		1	0.5%
TOURISME		1	0.5%
TOURISME AND HOTELERIE		1	0.5%
TRAVAUX PUBLIC		1	0.5%
TRAVAUX PUBLIQUE		1	0.5%
TVT(KUDODA)		1	0.5%
UBUBAJI		1	0.5%
UBUBAJI N'UBWUBATSI		1	0.5%
UBUDOZI		2	1.0%
UBUREZI		1	0.5%
UBUREZI MURI HISTORY&GEO		1	0.5%
UBUTEGETSI N'AMATEGEKO		1	0.5%
UBWOROZI		1	0.5%
UBWUBATSI		3	1.5%

## File : Informal\_employer

### # A070: Field of Specialization

Value	Label	Cases	Percentage
VETERINAIRE		1	0.5%
VETERNAIRE		2	1.0%
VETERINARY MEDICINE		1	0.5%
YIZE IBIJANYE NUBWOROZI		1	0.5%
bio chimie		1	0.5%
comptabilite		2	1.0%
electronics		1	0.5%
geographie		1	0.5%
menuiserie		1	0.5%
theologie		1	0.5%

*Warning: these figures indicate the number of cases found in the data file. They cannot be interpreted as summary statistics of the population of interest.*

### # A070A: ISCED

<b>Information</b>	[Type= discrete] [Format=numeric] [Range= 110-9999] [Missing=*]
<b>Statistics [NW/ W]</b>	[Valid=257 /-] [Invalid=1407 /-]

Value	Label	Cases	Percentage
110	Basic general program elementary	0	
120	Basic general program pre-primary	0	
130	Basic general program primary	0	
140	Basic general program secondary	0	
150	Basic special program pre-primary	0	
160	Lower secondary	0	
170	Upper secondary	0	
810	Simple and functional literacy, numeracy	0	
910	behavioural capacities	0	
920	Life orientation programmes	0	
930	Mental skills	0	
940	personal organizational capacities	0	
1410	Education science in Curriculum development in non-vocational	0	
1411	Education science in Educational research	20	7.8%
1412	Education science Testing and measurement	0	
1413	General and specialized teacher training programmes	1	0.4%
1414	teacher trainers and for handicapped children	0	
1415	Teacher training for adult education	0	
1416	Teacher training for non-vocational subject	2	0.8%
1417	Teacher training for practical	1	0.4%
1418	Teacher training for pre-school, kindergarten	0	
1419	Teacher training for Primary schools	17	6.6%
1420	Teacher training for vocational	1	0.4%
1421	Other education science	0	
2100	Fine art and design	1	0.4%
2110	Performing arts	0	

## File : Informal\_employer

### # A070A: ISCED

Value	Label	Cases	Percentage
2120	Graphic and audio-visual arts	2	0.8%
2210	archaeology	0	
2211	Child development and child ministry (christian)	0	
2212	Christian ministry	0	
2213	comparative literature	0	
2214	Divinity (Christian)	0	
2215	English	0	
2216	ethics	0	
2217	Foreign languages, literature, communication and cultures	2	0.8%
2218	French	0	
2219	History	1	0.4%
2220	interpretation and translation	0	
2221	Islam and arabic	0	
2222	linguistics	0	
2223	Native languages	0	
2225	philosophy	0	
2226	Religion and theology	1	0.4%
2227	Religious Studies	0	
2228	Shariah	0	
2229	Swahiri	0	
2230	Theology (Christian)	2	0.8%
2239	Other humanities Not Elsewhere Classified (NEC)	0	
3111	economics	4	1.6%
3112	economic history	1	0.4%
3113	political science	0	
3114	sociology	4	1.6%
3115	demography	0	
3116	antropology (except physical antropology)	0	
3117	ethnology	0	
3118	futurology	0	
3119	pschology	0	
3120	geography(except physical geography)	1	0.4%
3121	peace and conflict studies	0	
3122	human rights	0	
3123	Gender studies	0	
3124	Human sciences	7	2.7%
3125	Social sciences	2	0.8%
3129	Other training in social and behavioural science	0	
3210	Journalism	0	
3220	library technician and science	0	
3230	technicians in museums and similar repositories	0	
3240	documentation techniques	0	
3250	archival sciences	0	

## File : Informal\_employer

### # A070A: ISCED

Value	Label	Cases	Percentage
3410	accounting	28	10.9%
3411	auditing	0	
3412	banking	0	
3413	bookkeeping	0	
3414	Business administration	1	0.4%
3415	Business development	0	
3416	Community development	0	
3417	Cooperative management	0	
3418	Customer care services	0	
3419	Development studies	0	
3420	Enterprise management	0	
3421	finance	0	
3422	institutional administration	0	
3423	insurance	0	
3424	International business	0	
3425	Interpretnership	0	
3426	investment analysis	0	
3427	management	14	5.4%
3428	marketing	0	
3429	personnel administration	1	0.4%
3430	Procurement	0	
3431	Project management	0	
3432	public administration	2	0.8%
3433	public relations	0	
3434	real estate	0	
3435	retailing	3	1.2%
3436	Rural development	7	2.7%
3437	sales	0	
3438	secretarial and office work	5	1.9%
3439	Supply chain management	0	
3440	International taxation	0	
3449	Other training in business and administration	0	
3810	history of law	0	
3811	jurisprudence	0	
3812	law(general,international,labour,maritime,etc.)	6	2.3%
3813	local magistrates	0	
3814	notaire	0	
3819	Other low related training	0	
4100	Mathematics –Physics - Computer Science (MPC)	0	
4101	Mathematics –Chemistry - Biology (MCB)	0	
4102	Physics- Chemistry-Biology (PCB)	0	
4103	Mathematics-Physics-Geography (MPG)	0	
4104	Physics-Chemistry Mathematics (PCM)	0	

## File : Informal\_employer

### # A070A: ISCED

Value	Label	Cases	Percentage
4105	Computer Science-Economics-Mathematics(CEM)	0	
4106	Mathematics-Economics-Geography (MEG)	0	
4107	History-Economics-Geography (HEG)	7	2.7%
4109	History-Economics-Literature (HEL)	0	
4110	Literature-Economics-Geography (LEG)	0	
4111	History-Geography –Literature combination (HGL)	0	
4112	Maths-Physics	8	3.1%
4119	Other combined sciences training	1	0.4%
4210	bacteriology	1	0.4%
4211	biochemistry	6	2.3%
4212	biology	1	0.4%
4213	biophysics	0	
4214	botany	0	
4215	entomology	0	
4216	genetics	0	
4217	microbiology	0	
4218	ornithology	0	
4219	toxicology	0	
4220	zoology	0	
4221	Zootechni	0	
4222	Biotechnology	0	
4239	other allied life sciences excluding clinical and veterinary s	0	
4410	Astronomy and space sciences	0	
4411	Chemistry and other allied subjects	0	
4412	geology	0	
4413	geophysics	0	
4414	marine science	0	
4415	meteorology and other atmospheric sciences including climati	0	
4416	mineralogy	0	
4417	palaeoecology	0	
4418	physical anthropology	0	
4419	physical geography and other geosciences	0	
4420	Physics and other allied subjects	0	
4421	vulcanology	0	
4429	Other Physical sciences related training	0	
4610	actuarial science	0	
4611	Mathematics	0	
4612	numercal analysis	0	
4613	operations research	0	
4614	statistics and other allied fields	0	
4810	Computer sciences:	2	0.8%
4811	Computer application programs training	0	
4812	Computer hardware related training	0	



## File : Informal\_employer

### # A070A: ISCED

Value	Label	Cases	Percentage
4813	Electronics & computer science	1	0.4%
4814	Information communication and technology	2	0.8%
4815	IT management	2	0.8%
4816	Networking related training	0	
4817	Software development training	0	
5210	Aeronautical engineering	0	
5211	Agricultural Engineering	0	
5212	Chemical Engineering	0	
5213	Computer engineering	0	
5214	electricity engineering	0	
5215	electronics engineering	0	
5216	energy and chemical engineering	0	
5217	engineering drawing	0	
5218	Environmental and Biosystems Engineering	0	
5219	Fibre Optic Communications, Splicing & Termination	0	
5220	mechanics engineering	2	0.8%
5221	Medical engeneering	0	
5222	metal work engineering	0	
5223	Software engineering	1	0.4%
5224	surveying	0	
5225	Sustanable energy technology engineering	0	
5226	telecommunication engineering	0	
5227	Electromecanics	5	1.9%
5228	Hydraulic\$Pneumatics	0	
5230	Assembling and servicing	0	
5231	Driving	0	
5232	Electricity	10	3.9%
5233	Electronics	3	1.2%
5234	Fashion Design	1	0.4%
5235	General mechanics	1	0.4%
5236	Industrial mechanics	0	
5237	Leatherwork Technology	0	
5238	Metal Processing Technology	0	
5239	Motor Vehicle Mechanics	8	3.1%
5240	Motor vehicle technolgy	0	
5241	Painter and Sign Writer	0	
5242	Plant and Machine Maintenance	0	
5243	Plumbing & Pipe fitting	1	0.4%
5244	Pottery	2	0.8%
5245	Refrigeration and Air Conditioning	0	
5246	Sheet Metal Working	0	
5247	Welding and metal fabrication	0	
5248	Automobile electricity	0	

## File : Informal\_employer

### # A070A: ISCED

Value	Label	Cases	Percentage
5249	Other craft trainings	2	0.8%
5410	clothes	2	0.8%
5411	food and drink processing	0	
5412	footwear	1	0.4%
5413	leather work	1	0.4%
5414	mining and extraction	1	0.4%
5415	Other materials(paper,plastic,glass,etc)	0	
5416	textiles	0	
5417	Woodwork	7	2.7%
5810	Architecture and urbanisme	0	
5811	building	0	
5812	civil engineering	0	
5813	construction	10	3.9%
5814	Construction Management and surveying	0	
5815	Masonry	0	
5816	Property valuation	0	
5817	Geotechnics	0	
5819	Engineering, manufacturing and construction Not Elsewhere CI	0	
6210	Agribusiness	0	
6211	agriculture	0	
6212	agronomy	2	0.8%
6213	animal husbandry	2	0.8%
6214	crop and livestock production	0	
6215	Crop science	0	
6216	fisheries	0	
6217	fishery science and technology	0	
6218	Food sciences	0	
6219	forestry and forest product techniques	0	
6220	horticulture and gardening	0	
6221	Irrigation and drainage	0	
6222	natural parks	0	
6223	Soil science	0	
6224	wildlife	0	
6229	Other Agriculture,forestry and fishery related training	0	
6410	veterinary assisting	1	0.4%
6411	veterinary medecine	3	1.2%
6412	Other veterinary related training	1	0.4%
7210	Anaesthesiology	0	
7211	Biomedical and Laboratory sciences	0	
7212	Clinical Psychology	0	
7213	Community Medicine	0	
7214	cytology	0	
7215	Dental services	0	

## File : Informal\_employer

### # A070A: ISCED

Value	Label	Cases	Percentage
7216	Ear Nose and Throat Surgery (ENT)	0	
7217	Epidemiology and Biostatistics	0	
7218	Family planing related training	0	
7219	Food technology and human nutrition	0	
7220	Health and behavioural sciences	0	
7221	Health policy and management	0	
7222	HIV related training	0	
7223	Hospital management	0	
7224	Human anatomy	0	
7225	hygiene	0	
7226	immunilogy and immunoematology	0	
7227	Internal medicine	0	
7228	Malaria related training	0	
7229	Medecine	0	
7230	Medical imaging sciences	0	
7231	Medical services	0	
7232	Medicine and surgery	0	
7233	Mental health/Psychiatry	0	
7234	midwifery	0	
7235	neurology	0	
7236	Nursing	10	3.9%
7237	nutrition	0	
7238	Obstrics and gynaecology	0	
7239	Opthamology	0	
7240	ophthometry	0	
7241	Orthopaedics	0	
7242	Paediatrics	0	
7243	pathology	0	
7244	pharmacology	1	0.4%
7245	Physiology	0	
7246	Physiotherapy	0	
7247	PMTCT and SONI training	0	
7248	prosthetics	0	
7249	Public health	0	
7250	pyschiatry	0	
7251	Radiology and radiotherapy	0	
7252	rehabilitation	0	
7253	Reproductive health	0	
7254	surgary	0	
7255	therapeutics	0	
7256	Tiberculosis related training	0	
7257	Other health related training	0	
7258	Cardiology	0	

## File : Informal\_employer

### # A070A: ISCED

Value	Label	Cases	Percentage
7259	Dermatology	0	
7610	Social care	0	
7611	Psychotrauma Management	0	
7612	Social work	0	
8150	Beauty traitment	0	
8151	cleaning	0	
8152	cosmetic services	0	
8153	domestic science	0	
8154	dry-cleaning	0	
8155	hairdressing	1	0.4%
8156	hotel and catering	2	0.8%
8157	Hotel and Restaurant management	0	
8158	laundry	0	
8159	sports and leisure, physical education	1	0.4%
8160	Travel and tourism Management	1	0.4%
8161	travel, hospitality and tourism	2	0.8%
8169	other personal services	3	1.2%
8410	air crew	0	
8411	air traffic control	0	
8412	nautical sciences	0	
8413	postal service	0	
8414	railway operations	0	
8415	road motor vehicle operations	0	
8416	seamanship	0	
8417	ship's officer	0	
8419	Other transport services training	0	
8510	air and water pollution control	0	
8511	control and protetion	0	
8512	environmental conservation	0	
8513	labour protection and security	0	
8519	Other environment protection training	0	
8610	civil security	0	
8611	criminology	0	
8612	fire-protection and fire fighting	0	
8613	military	0	
8614	police work and related law enforcement	0	
8615	Protection of property and person	0	
8619	Other security services training	0	
9999	Not known or unspecified	1	0.4%
Sysmiss		1407	

Warning: these figures indicate the number of cases found in the data file. They cannot be interpreted as summary statistics of the population of interest.

### # ISCED1A070A: ISCED-LEVEL 1A070A

Information [Type= discrete] [Format=numeric] [Range= 0-9] [Missing=\*]

## File : Informal\_employer

### # ISCED1A070A: ISCED-LEVEL 1A070A

Statistics [NW/ W] [Valid=257 /-] [Invalid=1407 /-]

Value	Label	Cases	Percentage
0	General programs	0	
1	Education	42	16.3%
2	Humanitis and arts	9	3.5%
3	Social sciences, business and low	86	33.5%
4	Sciences	31	12.1%
5	Engineering manufacturing and construction	58	22.6%
6	Agriculture	9	3.5%
7	Health and well fare	11	4.3%
8	Services	10	3.9%
9	Not known/unspecified	1	0.4%
Sysmiss		1407	

Warning: these figures indicate the number of cases found in the data file. They cannot be interpreted as summary statistics of the population of interest.

### # ISCED2A070: ISCED -LEVEL2A070

Information [Type= discrete] [Format=numeric] [Range= 1-99] [Missing=\*]

Statistics [NW/ W] [Valid=257 /-] [Invalid=1407 /-]

Value	Label	Cases	Percentage
1	Basic Program	0	
2	Literacy and Numeracy	0	
3	Personal development	0	
4	Teacher Training and education Science	42	16.3%
5	Arts	3	1.2%
6	Humanities	6	2.3%
7	Social and Behavioural Science	19	7.4%
8	Journalism and Information	0	
9	Business and Administration	61	23.7%
10	Law	6	2.3%
11	Combined sciences	16	6.2%
12	Life Sciences	8	3.1%
13	Physical sciences	0	
14	Mathematics and statistics	0	
15	Computing	7	2.7%
16	Engineering and Engineering Trades	8	3.1%
17	Technical Vocational Studies	28	10.9%
18	Manufacturing and Processing	12	4.7%
19	Architecture and building	10	3.9%
20	Agriculture, Forestry and Fishery	4	1.6%
21	Veternary	5	1.9%
22	Health	11	4.3%
23	Social Services	0	
24	personal Services	10	3.9%
25	Transport Services	0	

## File : Informal\_employer

### # ISCED2A070: ISCED -LEVEL2A070

Value	Label	Cases	Percentage
26	Environmental Protection	0	
27	Security services	0	
99	Not known or unspecified	1	0.4%
Sysmiss		1407	

Warning: these figures indicate the number of cases found in the data file. They cannot be interpreted as summary statistics of the population of interest.

### # A071: Where have you got your highest level of education?

<b>Information</b>	[Type= discrete] [Format=numeric] [Range= 1-7] [Missing=*]
<b>Statistics [NW/ W]</b>	[Valid=257 /-] [Invalid=1407 /-]

Value	Label	Cases	Percentage
1	Rwanda	217	84.4%
2	Other EAC countries	22	8.6%
3	Rest of Africa	14	5.4%
4	Europe	3	1.2%
5	Americas	1	0.4%
6	Asia	0	
7	Oceania	0	
Sysmiss		1407	

Warning: these figures indicate the number of cases found in the data file. They cannot be interpreted as summary statistics of the population of interest.

### # A072: Are you currently enrolled in further training?

<b>Information</b>	[Type= discrete] [Format=numeric] [Range= 1-2] [Missing=*]
<b>Statistics [NW/ W]</b>	[Valid=1491 /-] [Invalid=173 /-]

Value	Label	Cases	Percentage
1	Yes	92	6.2%
2	No	1399	93.8%
Sysmiss		173	

Warning: these figures indicate the number of cases found in the data file. They cannot be interpreted as summary statistics of the population of interest.

### # A073: Field/type of training you are enrolled for

<b>Information</b>	[Type= discrete] [Format=character] [Missing=*]
<b>Statistics [NW/ W]</b>	[Valid=91 /-] [Invalid=0 /-]

Value	Label	Cases	Percentage
ACCOUNTING		1	1.1%
AMAHUGURW/ KU BUJYANAMA		1	1.1%
AMAHUGURW/ MUMICUNGIRE YA REST		1	1.1%
AMAHUGURW/ Y'ICYONGEREZ		1	1.1%
AMASHANYAR N'UBWOGOSHI		1	1.1%
AMASOMO Y'UBUCURUZI		1	1.1%

## File : Informal\_employer

### # A073: Field/type of training you are enrolled for

Value	Label	Cases	Percentage
AMASOMO YA GISIRIKARE		1	1.1%
AMATEGEKO Y'UMUHANDA		1	1.1%
ANGLAIS		1	1.1%
ARACYIGA MURI ULK		1	1.1%
ARIO KWIGA URURIMI RWICYARABU		1	1.1%
AUTO-ECOLE		1	1.1%
BUSINESS MANAGEMENT		1	1.1%
CDF		1	1.1%
COMPTABILITE		3	3.3%
COMPUTER		1	1.1%
CORPORATE SERVICES		1	1.1%
DEGREE IN RURAL DEVELOPMENT		1	1.1%
DEVELOPPEME		1	1.1%
DEVELOPPEME RURAL		1	1.1%
DEVELOPPEME RURAL,AGRI-BUSIN		1	1.1%
ECONOMICS & MANAGEMENT		1	1.1%
ECONOMIE		1	1.1%
ECONOMYS		1	1.1%
EDUCATION		1	1.1%
EDUCATION AND MANAGEMENT		1	1.1%
EDUCATION:AN		1	1.1%
ELECTRONIC AND TELECOMMUNI		1	1.1%
ENGLISH		2	2.2%
ENTEPRENEUR		1	1.1%
FINANCE		1	1.1%
GESTION		1	1.1%
GESTION INFORMATIQUI		1	1.1%
GUSOMA NO KWANDIKA		2	2.2%
GUTWARA IBINYABIZIGA		2	2.2%
IBARURAMARI		1	1.1%

## File : Informal\_employer

### # A073: Field/type of training you are enrolled for

Value	Label	Cases	Percentage
IBARURAMARI NI ICUNGAMUTUN		1	1.1%
ICYONGEREZA		9	9.9%
IMPARANIRA KUJIJUKA		1	1.1%
INDIMI		1	1.1%
INDIMI ICYONGEREZA		1	1.1%
INTERPRENEUF		1	1.1%
ISHULI RYA BIBILIYA		2	2.2%
ISUKU		1	1.1%
KUBAKA		1	1.1%
KUDODA		1	1.1%
KWIGA GUTWARA IMODOKA		1	1.1%
KWIGA ICYONGEREZA		1	1.1%
KWIGA IMODOKA		1	1.1%
KWIHUGUR MU INDIMI		1	1.1%
LANGUE ARABE		1	1.1%
LECON DE RELIGION		1	1.1%
MACHINE ICT		1	1.1%
MANAGEMENT		3	3.3%
MATHEMATICS		1	1.1%
MEDECINE		1	1.1%
MEDECINE FACULTE OPTION MEDECI		1	1.1%
MU GUTWARA IMODOKA		1	1.1%
NOUVELLE TECHNOLOGIE		1	1.1%
NURSING(UBUF		1	1.1%
OFFICE MANAGEMENT		1	1.1%
SCIENCES INFRIMIERS		1	1.1%
TECHNIQUES PARAMEDICAL		1	1.1%
THEOLOGIE		1	1.1%
THEOLOGY		1	1.1%



## File : Informal\_employer

### # A073: Field/type of training you are enrolled for

Value	Label	Cases	Percentage
TOURISME		1	1.1%
UBUBAJI MU KAZI		1	1.1%
UBUHINZI N'ITERAMBERE RY'ICYAR		1	1.1%
UBUHINZI N'UBWOROZI		2	2.2%
UBURYO BWO KWIKORERA		1	1.1%
URURIMI RWICYONGERI		1	1.1%
URURIMI RWIGISWAHIL]		1	1.1%
accountant		1	1.1%
kwimakaza amahoro		1	1.1%

Warning: these figures indicate the number of cases found in the data file. They cannot be interpreted as summary statistics of the population of interest.

### # A073A: ISCED Code

**Information** [Type= discrete] [Format=numeric] [Range= 110-9999] [Missing=\*]

**Statistics [NW/ W]** [Valid=92 /-] [Invalid=1572 /-]

Value	Label	Cases	Percentage
110	Basic general program elementary	1	1.1%
120	Basic general program pre-primary	0	
130	Basic general program primary	0	
140	Basic general program secondary	0	
150	Basic special program pre-primary	0	
160	Lower secondary	0	
170	Upper secondary	0	
810	Simple and fuctional literacy, numeracy	1	1.1%
910	behavioural capacities	0	
920	Life orientation programmes	0	
930	Mental skills	0	
940	personal organizational capacities	0	
1410	Education science in Curriculum development in non-vocationa	0	
1411	Education science in Educational research	3	3.3%
1412	Education science Testing and measurement	0	
1413	General and specialized teacher training programmes	0	
1414	teacher trainers and for handicapped children	0	
1415	Teacher training for adult education	0	
1416	Teacher training for non-vocational subject	1	1.1%
1417	Teacher training for practical	0	
1418	Teacher training for pre-school,kindergarten	0	
1419	Teacher training for Primary schools	0	
1420	Teacher training for vocational	0	

## File : Informal\_employer

### # A073A: ISCED Code

Value	Label	Cases	Percentage
1421	Other education science	0	
2100	Fine art and design	0	
2110	Performing arts	0	
2120	Graphic and audio-visual arts	0	
2210	archaeology	0	
2211	Child development and child ministry (christian)	0	
2212	Christian ministry	0	
2213	comparative literature	0	
2214	Divinity (Christian)	0	
2215	English	15	16.3%
2216	ethics	0	
2217	Foreign languages, literature, communication and cultures	4	4.3%
2218	French	0	
2219	History	1	1.1%
2220	interpretation and translation	0	
2221	Islam and arabic	0	
2222	linguistics	0	
2223	Native languages	0	
2225	philosophy	0	
2226	Religion and theology	0	
2227	Religious Studies	1	1.1%
2228	Shariah	0	
2229	Swahiri	1	1.1%
2230	Theology (Christian)	4	4.3%
2239	Other humanities Not Elsewhere Classified (NEC)	0	
3111	economics	3	3.3%
3112	economic history	0	
3113	political science	0	
3114	sociology	0	
3115	demography	0	
3116	antropology (except physical antropology)	0	
3117	ethnology	0	
3118	futurology	0	
3119	pschology	0	
3120	geography(except physical geography)	0	
3121	peace and conflict studies	1	1.1%
3122	human rights	0	
3123	Gender studies	0	
3124	Human sciences	0	
3125	Social sciences	0	
3129	Other training in social and behavioural science	0	
3210	Journalism	0	
3220	library technician and science	0	

## File : Informal\_employer

### # A073A: ISCED Code

Value	Label	Cases	Percentage
3230	technicians in museums and similar repositories	0	
3240	documentation techniques	0	
3250	archival sciences	0	
3410	accounting	7	7.6%
3411	auditing	0	
3412	banking	0	
3413	bookkeeping	0	
3414	Business administration	0	
3415	Business development	1	1.1%
3416	Community development	0	
3417	Cooperative management	0	
3418	Customer care services	0	
3419	Development studies	0	
3420	Enterprise management	0	
3421	finance	2	2.2%
3422	institutional administration	0	
3423	insurance	0	
3424	International business	0	
3425	Interpretnership	3	3.3%
3426	investment analysis	0	
3427	management	7	7.6%
3428	marketing	0	
3429	personnel administration	0	
3430	Procurement	0	
3431	Project management	0	
3432	public administration	0	
3433	public relations	0	
3434	real estate	0	
3435	retailing	0	
3436	Rural development	3	3.3%
3437	sales	0	
3438	secretarial and office work	0	
3439	Supply chain management	0	
3440	International taxation	0	
3449	Other training in business and administration	0	
3810	history of law	0	
3811	jurisprudence	0	
3812	law(general,international,labour,maritime,etc.)	0	
3813	local magistrates	0	
3814	notaire	0	
3819	Other low related training	0	
4100	Mathematics –Physics - Computer Science (MPC)	0	
4101	Mathematics –Chemistry - Biology (MCB)	0	

## File : Informal\_employer

### # A073A: ISCED Code

Value	Label	Cases	Percentage
4102	Physics- Chemistry-Biology (PCB)	0	
4103	Mathematics-Physics-Geography (MPG)	0	
4104	Physics-Chemistry Mathematics (PCM)	0	
4105	Computer Science-Economics-Mathematics(CEM)	0	
4106	Mathematics-Economics-Geography (MEG)	1	1.1%
4107	History-Economics-Geography (HEG)	0	
4109	History-Economics-Literature (HEL)	0	
4110	Literature-Economics-Geography (LEG)	0	
4111	History-Geography –Literature combination (HGL)	0	
4112	Maths-Physics	0	
4119	Other combined sciences training	0	
4210	bacteriology	0	
4211	biochemistry	0	
4212	biology	0	
4213	biophysics	0	
4214	botany	0	
4215	entomology	0	
4216	genetics	0	
4217	microbiology	0	
4218	ornithology	0	
4219	taxicology	0	
4220	zoology	0	
4221	Zootechni	0	
4222	Biotechnology	0	
4239	other allied life sciences excluding clinical and veterinary s	0	
4410	Astronomy and space sciences	0	
4411	Chemistry and other allied subjects	0	
4412	geology	0	
4413	geophysics	0	
4414	marine science	0	
4415	meteorology and other atmospheric sciences including climati	0	
4416	mineralogy	0	
4417	palaeoecology	0	
4418	physical anthropology	0	
4419	physical geography and other geosciences	0	
4420	Physics and other allied subjects	0	
4421	vulcanology	0	
4429	Other Physical sciences related training	0	
4610	actuarial science	0	
4611	Mathematics	0	
4612	numercial analysis	0	
4613	operations research	0	
4614	statistics and other allied fields	0	

## File : Informal\_employer

### # A073A: ISCED Code

Value	Label	Cases	Percentage
4810	Computer sciences:	0	
4811	Computer application programs training	1	1.1%
4812	Computer hardware related training	0	
4813	Electronics & computer science	0	
4814	Information communication and technology	1	1.1%
4815	IT management	1	1.1%
4816	Networking related training	0	
4817	Software development training	0	
5210	Aeronautical engineering	0	
5211	Agricultural Engineering	0	
5212	Chemical Engineering	0	
5213	Computer engineering	0	
5214	electricity engineering	0	
5215	electronics engineering	0	
5216	energy and chemical engineering	0	
5217	engineering drawing	0	
5218	Environmental and Biosystems Engineering	0	
5219	Fibre Optic Communications, Splicing & Termination	0	
5220	mechanics engineering	0	
5221	Medical engineering	0	
5222	metal work engineering	0	
5223	Software engineering	0	
5224	surveying	0	
5225	Sustainable energy technology engineering	0	
5226	telecommunication engineering	0	
5227	Electromechanics	0	
5228	Hydraulic&Pneumatics	0	
5230	Assembling and servicing	0	
5231	Driving	7	7.6%
5232	Electricity	1	1.1%
5233	Electronics	1	1.1%
5234	Fashion Design	0	
5235	General mechanics	0	
5236	Industrial mechanics	0	
5237	Leatherwork Technology	0	
5238	Metal Processing Technology	0	
5239	Motor Vehicle Mechanics	0	
5240	Motor vehicle technology	0	
5241	Painter and Sign Writer	0	
5242	Plant and Machine Maintenance	0	
5243	Plumbing & Pipe fitting	0	
5244	Pottery	0	
5245	Refrigeration and Air Conditioning	0	

## File : Informal\_employer

### # A073A: ISCED Code

Value	Label	Cases	Percentage
5246	Sheet Metal Working	0	
5247	Welding and metal fabrication	0	
5248	Automobile electricity	0	
5249	Other craft trainings	1	1.1%
5410	clothes	0	
5411	food and drink processing	0	
5412	footwear	0	
5413	leather work	0	
5414	mining and extraction	0	
5415	Other materials(paper,plastic,glass,etc)	0	
5416	textiles	0	
5417	Woodwork	1	1.1%
5810	Architecture and urbanisme	0	
5811	building	0	
5812	civil engineering	0	
5813	construction	1	1.1%
5814	Construction Management and surveying	0	
5815	Masonry	0	
5816	Property valuation	0	
5817	Geotechnics	0	
5819	Engineering, manufacturing and construction Not Elsewhere CI	0	
6210	Agribusiness	0	
6211	agriculture	2	2.2%
6212	agronomy	0	
6213	animal husbandry	0	
6214	crop and livestock production	0	
6215	Crop science	0	
6216	fisheries	0	
6217	fishery science and technology	0	
6218	Food sciences	0	
6219	forestry and forest product techniques	0	
6220	horticulture and gardening	0	
6221	Irrigation and drainage	0	
6222	natural parks	0	
6223	Soil science	0	
6224	wildlife	0	
6229	Other Agriculture,forestry and fishery related training	0	
6410	veterinary assisting	0	
6411	veterinary medecine	0	
6412	Other veterinary related training	1	1.1%
7210	Anaesthesiology	0	
7211	Biomedical and Laboratory sciences	0	
7212	Clinical Psychology	0	

## File : Informal\_employer

### # A073A: ISCED Code

Value	Label	Cases	Percentage
7213	Community Medicine	0	
7214	cytology	0	
7215	Dental services	0	
7216	Ear Nose and Throat Surgery (ENT)	0	
7217	Epidemiology and Biostatistics	0	
7218	Family planing related training	0	
7219	Food technology and human nutrition	0	
7220	Health and behavioural sciences	0	
7221	Health policy and management	0	
7222	HIV related training	0	
7223	Hospital management	0	
7224	Human anatomy	0	
7225	hygiene	1	1.1%
7226	immunilgy and immunoaematology	0	
7227	Internal medicine	0	
7228	Malaria related training	0	
7229	Medecine	2	2.2%
7230	Medical imaging sciences	0	
7231	Medical services	0	
7232	Medicine and surgery	0	
7233	Mental health/Psychiatry	0	
7234	midwifery	0	
7235	neurology	0	
7236	Nursing	3	3.3%
7237	nutrition	0	
7238	Obstrics and gynaecology	0	
7239	Ophamology	0	
7240	ophometry	0	
7241	Orthopaedics	0	
7242	Paediatrics	0	
7243	pathology	0	
7244	pharmacology	0	
7245	Physiology	0	
7246	Physiotherapy	0	
7247	PMTCT and SONI training	0	
7248	prosthetics	0	
7249	Public health	0	
7250	pyschiatry	0	
7251	Radiology and radiotherapy	0	
7252	rehabilitation	0	
7253	Reproductive health	0	
7254	surgary	0	
7255	therapeutics	0	

## File : Informal\_employer

### # A073A: ISCED Code

Value	Label	Cases	Percentage
7256	Tuberculosis related training	0	
7257	Other health related training	0	
7258	Cardiology	0	
7259	Dermatology	1	1.1%
7610	Social care	1	1.1%
7611	Psychotrauma Management	0	
7612	Social work	0	
8150	Beauty treatment	0	
8151	cleaning	0	
8152	cosmetic services	0	
8153	domestic science	0	
8154	dry-cleaning	0	
8155	hairdressing	0	
8156	hotel and catering	0	
8157	Hotel and Restaurant management	0	
8158	laundry	0	
8159	sports and leisure, physical education	0	
8160	Travel and tourism Management	0	
8161	travel, hospitality and tourism	1	1.1%
8169	other personal services	1	1.1%
8410	air crew	0	
8411	air traffic control	0	
8412	nautical sciences	0	
8413	postal service	0	
8414	railway operations	0	
8415	road motor vehicle operations	0	
8416	seamanship	0	
8417	ship's officer	0	
8419	Other transport services training	0	
8510	air and water pollution control	0	
8511	control and protection	0	
8512	environmental conservation	0	
8513	labour protection and security	0	
8519	Other environment protection training	0	
8610	civil security	0	
8611	criminology	0	
8612	fire-protection and fire fighting	0	
8613	military	1	1.1%
8614	police work and related law enforcement	0	
8615	Protection of property and person	0	
8619	Other security services training	0	
9999	Not known or unspecified	3	3.3%
Sysmiss		1572	

Warning: these figures indicate the number of cases found in the data file. They cannot be interpreted as summary statistics of the population of interest.



## File : Informal\_employer

### # ISCED1A073A: ISCED-LEVEL 1A073A

**Information** [Type= discrete] [Format=numeric] [Range= 0-9] [Missing=\*]

**Statistics [NW/ W]** [Valid=92 /-] [Invalid=1572 /-]

Value	Label	Cases	Percentage
0	General programs	2	2.2%
1	Education	4	4.3%
2	Humanitis and arts	26	28.3%
3	Social sciences, business and low	27	29.3%
4	Sciences	4	4.3%
5	Engineering manufacturing and construction	12	13.0%
6	Agriculture	3	3.3%
7	Health and well fare	8	8.7%
8	Services	3	3.3%
9	Not known/unspecified	3	3.3%
Sysmiss		1572	

*Warning: these figures indicate the number of cases found in the data file. They cannot be interpreted as summary statistics of the population of interest.*

### # ISCED2A073: ISCED -LEVEL2A073

**Information** [Type= discrete] [Format=numeric] [Range= 1-99] [Missing=\*]

**Statistics [NW/ W]** [Valid=92 /-] [Invalid=1572 /-]

Value	Label	Cases	Percentage
1	Basic Program	1	1.1%
2	Literacy and Numeracy	1	1.1%
3	Personal development	0	
4	Teacher Training and education Science	4	4.3%
5	Arts	0	
6	Humanities	26	28.3%
7	Social and Behavioural Science	4	4.3%
8	Journalism and Information	0	
9	Business and Admnistration	23	25.0%
10	Law	0	
11	Combined sciences	1	1.1%
12	Life Sciences	0	
13	Phisical sciences	0	
14	Mathematics and statistics	0	
15	Computing	3	3.3%
16	Engineering and Engineering Trades	0	
17	Technical Vocational Studies	10	10.9%
18	Manufacturing and Processing	1	1.1%
19	Architecture and builing	1	1.1%
20	Agriculture, Forestry and Fishery	2	2.2%
21	Veternary	1	1.1%
22	Health	7	7.6%
23	Social Services	1	1.1%
24	personal Services	2	2.2%

## File : Informal\_employer

### # ISCED2A073: ISCED -LEVEL2A073

Value	Label	Cases	Percentage
25	Transport Services	0	
26	Environmental Protection	0	
27	Security services	1	1.1%
99	Not known or unspecified	3	3.3%
Sysmiss		1572	

Warning: these figures indicate the number of cases found in the data file. They cannot be interpreted as summary statistics of the population of interest.

### # A074: Degree are you expecting from that training

<b>Information</b>	[Type= discrete] [Format=numeric] [Range= 1-12] [Missing=*]
<b>Statistics [NW/ W]</b>	[Valid=92 /-] [Invalid=1572 /-]

Value	Label	Cases	Percentage
1	PhD/Doctorate	0	
2	Masters Degree	1	1.1%
3	Post Graduate Diploma	0	
4	Bachelors	24	26.1%
5	Diploma level (A1)	7	7.6%
6	Certificate level (TVET)	1	1.1%
7	Secondary-A Level	2	2.2%
10	None	14	15.2%
11	Other (specify)	6	6.5%
12	Certificate	37	40.2%
Sysmiss		1572	

Warning: these figures indicate the number of cases found in the data file. They cannot be interpreted as summary statistics of the population of interest.

### # A074S: Other (specify)

<b>Information</b>	[Type= discrete] [Format=character] [Missing=*]
<b>Statistics [NW/ W]</b>	[Valid=21 /-] [Invalid=0 /-]

Value	Label	Cases	Percentage
AKORA CONTROLE Y'UMUKOZI		1	4.8%
CUSTOMER CARE		1	4.8%
DRIVING LICENCE		1	4.8%
GUCURUZA NO KWAKIRA AMAFRANGA		1	4.8%
GUCURUZA UBUCONCO		1	4.8%
KOGOSHA +MANAGER		1	4.8%
MANAGER		6	28.6%
PERMIS DE CONDUIRE		2	9.5%
PERMIS DE PROVISIOIRE		1	4.8%

## File : Informal\_employer

### # A074S: Other (specify)

Value	Label	Cases	Percentage
PERMIT		1	4.8%
PERMIT DE CONDUIRE		1	4.8%
RESTAURANT		1	4.8%
SUPPORT WORKER		1	4.8%
UMUYOBOZI WA RESTAURANT		1	4.8%
UMUYOBOZI WA SALON		1	4.8%

Warning: these figures indicate the number of cases found in the data file. They cannot be interpreted as summary statistics of the population of interest.

### # A110: What is your current main occupation / job title?

Information [Type= discrete] [Format=character] [Missing=\*]

Statistics [NW/ W] [Valid=1468 /-] [Invalid=0 /-]

Value	Label	Cases	Percentage
ABACURUZI BW'AMATA		1	0.1%
ACURUZA ALIMANTATIO		1	0.1%
ACURUZA IBIGAGE		1	0.1%
ACURUZA MURI BOUTIQUE YE		1	0.1%
ACURUZA MURI CANTINE		1	0.1%
ACURUZA RESTAURANT		2	0.1%
ACURUZA UBUCONCO		1	0.1%
ACURUZA UBUCONSHO		1	0.1%
ADANDAZA IBIRAYI		1	0.1%
AKABARI		1	0.1%
AKABARI K'INZOGA NA FANTA		1	0.1%
AKORA NKO NYIRI RESTAURANT		1	0.1%
AKORERA MURI STUDION		1	0.1%
AMUCURUZI N'IBISHYIMBO		1	0.1%
ARACURUZA		1	0.1%

## File : Informal\_employer

### # A110: What is your current main occupation / job title?

Value	Label	Cases	Percentage
ARACURUZA/ MANAGER		1	0.1%
ARACURUZA:U		1	0.1%
ARADANDA ZA		1	0.1%
ARADANDA ZA ICYAYI		1	0.1%
ARADANDA ZA ICYAYI,AMATA		1	0.1%
ARADODA IMYENDA		1	0.1%
ARICURURIZA		1	0.1%
ARICURURIZA IBISHYIMBO		1	0.1%
ARICURURIZA MANAGER		1	0.1%
ARICURURIZA MU KABARI		1	0.1%
ARICURURIZA MURI BUTIKE YE		1	0.1%
ARISHYUZA		1	0.1%
AROGOSHA		1	0.1%
AROGOSHA MURI SALLON DE COIFFU		1	0.1%
ASSISTANT MANAGER		1	0.1%
BAR MANAGER TOWN BAR		1	0.1%
BIJOUTIEN		1	0.1%
BOSS WA BOUCHERIE		1	0.1%
BOUTIQUE		8	0.5%
BOUTIQUE IDANDA ZA IBYIGANJEMO		1	0.1%
BOUTIQUE YIGANJEMO IBIRIBWA		1	0.1%
BOUTIQUE YIGANJEMO UMUNYU		1	0.1%
CAISIER		1	0.1%
CASSIERE		1	0.1%
CHEF SUPERVISEUR		1	0.1%
COIFFEUR		3	0.2%
COMPTABILITE		1	0.1%
COMPTABLE		1	0.1%

## File : Informal\_employer

### # A110: What is your current main occupation / job title?

Value	Label	Cases	Percentage
COMPUTER REPAIRING		1	0.1%
CONTROLE		2	0.1%
CONTROLE Y'ABAKOZI NO KUBAZA		1	0.1%
CONTROLEUR DE BAR		1	0.1%
CONTROLEUR MU KABARI		1	0.1%
COORDINATEUR		1	0.1%
COSTUMER CARE&COMPTA		1	0.1%
CUCURUZA ICYAYI,IMIKAT		1	0.1%
DEPOT Y'IBIRAYI		1	0.1%
DIRECTOR MANAGER		2	0.1%
DUCURUZA IBINYOBWA MU KABARI		1	0.1%
GERANT		1	0.1%
GESTIONNAIRE DE LA PAPELERIE		1	0.1%
GUCANGINGA TELEPHONE		1	0.1%
GUCUNGA		1	0.1%
GUCUNGA ABAKOZI		4	0.3%
GUCUNGA ABAKOZI BA RESTAURANT		1	0.1%
GUCUNGA ABAKOZI BAKORA MURI RE		1	0.1%
GUCUNGA ABAKOZI BOGOSHA		1	0.1%
GUCUNGA IKIGO		1	0.1%
GUCUNGA IMIKORERE AKABARI		1	0.1%
GUCUNGA IMIKORERE Y'AKABARI		1	0.1%
GUCUNGA IMIKORERE YA RESTAURAN		1	0.1%

## File : Informal\_employer

### # A110: What is your current main occupation / job title?

Value	Label	Cases	Percentage
GUCUNGA RESTAURANT		1	0.1%
GUCUNGA SALON		1	0.1%
GUCUNGA UMUTEKANO		1	0.1%
GUCUNGA UMUTUNGO		1	0.1%
GUCUNGA UMUTUNGO W'AKABARI KE		1	0.1%
GUCUNGA,GUK IMIKORERE		1	0.1%
GUCURA		1	0.1%
GUCURURA MU IDUKA,AMAVU ISUK		1	0.1%
GUCURUZA		7	0.5%
GUCURUZA BOUTIQUE		1	0.1%
GUCURUZA INZOGA		1	0.1%
GUCURUZA MURI BOUTIQUE		1	0.1%
GUCURUZA RESTAURANT		1	0.1%
GUCURUZA UBUCONCO		1	0.1%
GUCURUZA ADANDAZA		1	0.1%
GUCURUZA ADANDAZA IMYENDA		1	0.1%
GUCURUZA AKABARI KIKIGAGE		1	0.1%
GUCURUZA ALIMENTATION YE		1	0.1%
GUCURUZA AMAKARA		1	0.1%
GUCURUZA AMARWA		1	0.1%
GUCURUZA AMASABUNE		1	0.1%
GUCURUZA AMASAKA		2	0.1%
GUCURUZA AMASAMBUSA		1	0.1%

## File : Informal\_employer

### # A110: What is your current main occupation / job title?

Value	Label	Cases	Percentage
GUCURUZA AMATA		2	0.1%
GUCURUZA AMATA,AMANI		1	0.1%
GUCURUZA AMATA,ICYAYI		1	0.1%
GUCURUZA BOUTIQUE		27	1.8%
GUCURUZA BOUTIQUE N'IBIRIBWA		1	0.1%
GUCURUZA BOUTIQUE YIGANJEMO IN		1	0.1%
GUCURUZA BOUTIQUE YIGANJEMO UM		1	0.1%
GUCURUZA CANTINE		1	0.1%
GUCURUZA DETAIL		2	0.1%
GUCURUZA DETAIL UMUCELI		1	0.1%
GUCURUZA DETAIL Y'IBIRIBWA		1	0.1%
GUCURUZA IBIJYANYE NA ALIMENTA		1	0.1%
GUCURUZA IBIKOMOKA KWIFARINE		1	0.1%
GUCURUZA IBIKORESHO BYA PAPETE		1	0.1%
GUCURUZA IBINYOBWA		2	0.1%
GUCURUZA IBINYOBWA BYA BRALIRW		1	0.1%
GUCURUZA IBIRAYI		1	0.1%
GUCURUZA IBIRAYI N'IBISHYIMBO		1	0.1%
GUCURUZA IBIRIBWA		1	0.1%
GUCURUZA IBIRWA MURI BOUTIQUE		1	0.1%

## File : Informal\_employer

### # A110: What is your current main occupation / job title?

Value	Label	Cases	Percentage
GUCURUZA IBIRYO BIHIYE RESTAUR		1	0.1%
GUCURUZA IBIRYO BITETSE		1	0.1%
GUCURUZA IBIRYO DETAIL BIHIYE		1	0.1%
GUCURUZA IBIRYO/ MANAGER		1	0.1%
GUCURUZA IBISHYIMBO		1	0.1%
GUCURUZA IBITOKÉ		1	0.1%
GUCURUZA IBYIGANJEMO		1	0.1%
GUCURUZA IBYO KURYA N'AMANDA		1	0.1%
GUCURUZA IBYO KURYA NO KUNYWA		1	0.1%
GUCURUZA IBYO KURYA/ RESTAURANT		1	0.1%
GUCURUZA IBYOKURYA		1	0.1%
GUCURUZA IBYUMA		1	0.1%
GUCURUZA IBYUMA BYA ELECTRONIC		1	0.1%
GUCURUZA ICYAYI AMANDAZI		1	0.1%
GUCURUZA ICYAYI AMATA N'IMIGAT		1	0.1%
GUCURUZA ICYAYI N'AMANDAZI		1	0.1%
GUCURUZA IKIGAGE		6	0.4%
GUCURUZA IKIGAGE N'URWAGWA		1	0.1%
GUCURUZA IKIGAGE(NYIRI IKIGO)		1	0.1%



## File : Informal\_employer

### # A110: What is your current main occupation / job title?

Value	Label	Cases	Percentage
GUCURUZA IMYAKA		1	0.1%
GUCURUZA IMYAKA CYANE IBISHYIM		1	0.1%
GUCURUZA IMYAKA UBUCONSHO		1	0.1%
GUCURUZA IMYENDA		2	0.1%
GUCURUZA IMYENDA KUBUCONCO		1	0.1%
GUCURUZA IMYENDA MANGAZE		1	0.1%
GUCURUZA IMYENDA N'INKWETO		1	0.1%
GUCURUZA INYAMA		2	0.1%
GUCURUZA INYONGERA MUSARURO		1	0.1%
GUCURUZA INZOGA		8	0.5%
GUCURUZA INZOGA (AKABARI)		1	0.1%
GUCURUZA INZOGA MU KABARI KE		1	0.1%
GUCURUZA INZOGA MUKABAR		1	0.1%
GUCURUZA INZOGA UBUCONCO		1	0.1%
GUCURUZA INZOGA Y'URWAGWA		1	0.1%
GUCURUZA ISUKARI IBISHYIMBO		1	0.1%
GUCURUZA KUDANDAZA KW'INZOGA		1	0.1%
GUCURUZA MU IDUKA IMYENDA		1	0.1%
GUCURUZA MU KABARI		2	0.1%

## File : Informal\_employer

### # A110: What is your current main occupation / job title?

Value	Label	Cases	Percentage
GUCURUZA MURI ALIMENTATION		1	0.1%
GUCURUZA MURI BOUTIK YA UWITON		1	0.1%
GUCURUZA MURI BOUTIQUE		11	0.7%
GUCURUZA MURI BOUTIQUE YIGANJE		1	0.1%
GUCURUZA MURI BOUTIQUE(MA)		1	0.1%
GUCURUZA MURI BUTIKE YE		1	0.1%
GUCURUZA MURI QUINCAILLERII		2	0.1%
GUCURUZA NO GUCUNGA AMUTUNGO		1	0.1%
GUCURUZA NO GUCUNGA BOUTIQUE		1	0.1%
GUCURUZA NO GUCUNGA UMUTUNGO		1	0.1%
GUCURUZA NO KUYOBORA IKIGO		1	0.1%
GUCURUZA PIECE DE RECHANGE		1	0.1%
GUCURUZA QUINCAILLERII		1	0.1%
GUCURUZA RESTAURANT		2	0.1%
GUCURUZA UBUCONCO		7	0.5%
GUCURUZA UBUCONCO MURI BOUTIQU		2	0.1%
GUCURUZA UBUCONCO N'IBIRAYI		1	0.1%
GUCURUZA UBUCONSHO		8	0.5%

## File : Informal\_employer

### # A110: What is your current main occupation / job title?

Value	Label	Cases	Percentage
GUCURUZA UBUCONSHO (MANAGER)		1	0.1%
GUCURUZA UBUNCOCO		1	0.1%
GUCURUZA UBUNCOCO (ISUKARI		1	0.1%
GUCURUZA UBUNCOSHO		1	0.1%
GUCURUZA UBUNYOBWA BUTONOYE		1	0.1%
GUCURUZA UBUSHERA		4	0.3%
GUCURUZA UBUSHERA MU KABARI KA		1	0.1%
GUCURUZA UMURIRO		1	0.1%
GUCURUZA UMUSURURU		1	0.1%
GUCURUZA UMUSURURU NUMUTOBE		1	0.1%
GUCURUZA URWAGWA		3	0.2%
GUCURUZA(KU		1	0.1%
GUCURUZA(UR		1	0.1%
GUCURUZA,FAI		1	0.1%
GUCURUZI BW'INYONGER, MUSARURO		1	0.1%
GUFOTORA ABANTU KU BANTU		1	0.1%
GUKONTRORA AMABANGA		1	0.1%
GUKORA AMAGARE,MOT		1	0.1%
GUKORA AMANDAZI		1	0.1%
GUKORA NO GUCURUZA AMASAMBUSA		1	0.1%
GUKORA UBUSHERA AKABUCURUZ,		1	0.1%
GUKURIKIRAN, IMIRIMO YA BOUTQU		1	0.1%

## File : Informal\_employer

### # A110: What is your current main occupation / job title?

Value	Label	Cases	Percentage
GUKURIKIRAN. RESTAURANT		1	0.1%
GUKURIKIRAN  HAFI ATELIER		1	0.1%
GUPIMA IBIGAGE		1	0.1%
GUPIMA IBIGORE		1	0.1%
GUPIMA IBINYOBWA BIDASEMBUYE		1	0.1%
GUPIMA IKIGAJYE N'URWAGWA		1	0.1%
GUPIMA INZOGA N'IBIGAGE		1	0.1%
GUPIMA IZOGA		1	0.1%
GUPIMA URWAGWA		2	0.1%
GURUCUZA PIECES DE RECHARGE		1	0.1%
GURUZA AMAZI		1	0.1%
GURUZA IBISHYIMBO		1	0.1%
GUSOKOZA N'IBIJYANYE NABYO		1	0.1%
GUSUDIRA		2	0.1%
GUSUDIRA INZUGI AMAGARE		1	0.1%
GUSUDIRA INZUGI&AMAD		1	0.1%
GUSUKA IMISATSI		2	0.1%
GUSUKA,KUDE		1	0.1%
GUSUKA,KUDE NO GUSOKOZA		1	0.1%
GUSYA IMYUMBATI		1	0.1%
GUSYA AMASAKA		1	0.1%
GUSYA IMYUMBATI		1	0.1%
GUSYA IMYUMBATI N'AMASAKA		1	0.1%

## File : Informal\_employer

### # A110: What is your current main occupation / job title?

Value	Label	Cases	Percentage
GUSYA IMYUMBATI,AM		1	0.1%
GUSYA UBUNYOBWA		1	0.1%
GUTANGA IBICURUZWA		1	0.1%
GUTANGA IBICURUZWA MURI BOUTIQ		1	0.1%
GUTANGI IBINTU MURI BOUTIQUE		1	0.1%
GUTEKA		1	0.1%
GUTEKA MURI RESTAURANT		1	0.1%
GUTEKA MURI RESTAURENT		1	0.1%
GUTEKA NO GUSERIVA IBIRIBWA		1	0.1%
GUTEKA NO KUGABURIRA ABAKIRIYA		1	0.1%
GUTEKA NO KWAKIRA ABA CLIENT		1	0.1%
GUTEKA RESTAURENT,C		1	0.1%
GUTORAMOTO		1	0.1%
IMIRIMO YOSE KUNGANIRA ABAKOZI		1	0.1%
KAGOSHA		1	0.1%
KOGOSHA		18	1.2%
KOGOSHA ABANTU BATANDUKAN'		1	0.1%
KOGOSHA ABATURAGE		1	0.1%
KOGOSHA IMISATSI		1	0.1%
KOGOSHA MURI SALON		2	0.1%
KOGOSHA MURI SALON DE COIFFURE		1	0.1%
KOGOSHA NO GUSUKA		1	0.1%
KOGOSHA UMUSATSI		2	0.1%

## File : Informal\_employer

### # A110: What is your current main occupation / job title?

Value	Label	Cases	Percentage
KOGOSHA,GUC IMIKORERE		1	0.1%
KOTSA BOURCHETTE		1	0.1%
KOTSA INYAMA		1	0.1%
KUBAGA INGURUBE		1	0.1%
KUBAHA IMPIRA		1	0.1%
KUBAZA		3	0.2%
KUBAZA INTEBE,INZUGI		1	0.1%
KUBAZA INTEBE,UTUBA AMEZA...		1	0.1%
KUBAZA MURI ATELIER		1	0.1%
KUBUMBA		1	0.1%
KUBUMBISHA AMATEGURA		1	0.1%
KUDANDAZA		10	0.7%
KUDANDAZA MURI BOUTIQUE		1	0.1%
KUDANDAZA AKABA NA MANAGER		1	0.1%
KUDANDAZA AMASAHA		1	0.1%
KUDANDAZA BOUTIQUE		3	0.2%
KUDANDAZA BOUTIQUE NUDUCONCO		1	0.1%
KUDANDAZA BOUTIQUE Y'IBIRIBWA		1	0.1%
KUDANDAZA IBICURUZWA		1	0.1%
KUDANDAZA IBICURUZWA IBIRIBWA		1	0.1%
KUDANDAZA IBIRAYI AMAMESA AMA		1	0.1%
KUDANDAZA IBIRAYI N'IFU		1	0.1%
KUDANDAZA IBIRIBWA		2	0.1%

## File : Informal\_employer

### # A110: What is your current main occupation / job title?

Value	Label	Cases	Percentage
KUDANDAZA IBIRUNGO		1	0.1%
KUDANDAZA IBITOKI		1	0.1%
KUDANDAZA IBYA BOUTIQUE		1	0.1%
KUDANDAZA ICYAYI		1	0.1%
KUDANDAZA IFU		1	0.1%
KUDANDAZA IKIGAGE		1	0.1%
KUDANDAZA IMITI Y'UBUHINZI		1	0.1%
KUDANDAZA IMITOBE IMINEKE		1	0.1%
KUDANDAZA IMYENDA		2	0.1%
KUDANDAZA IMYENDA INYURANYE		1	0.1%
KUDANDAZA INDODO(IBIDO)		1	0.1%
KUDANDAZA INKWETO		1	0.1%
KUDANDAZA INYAMA		1	0.1%
KUDANDAZA INZOGA		1	0.1%
KUDANDAZA INZOGA Z'URWAGWA		1	0.1%
KUDANDAZA MURI ALIMENTATION		1	0.1%
KUDANDAZA MURI BAR ONE FAMILY		1	0.1%
KUDANDAZA MURI BOUTIQUE		3	0.2%
KUDANDAZA MURI CANTINE		2	0.1%
KUDANDAZA MURI QUINCALLERIE		1	0.1%
KUDANDAZA UBUCONCO		12	0.8%
KUDANDAZA UBUCONSHO		6	0.4%

## File : Informal\_employer

### # A110: What is your current main occupation / job title?

Value	Label	Cases	Percentage
KUDANDAZA UBUCONSHO BW'IBIRIBW		1	0.1%
KUDANDAZA UBUCONSHO BWIGANJEMO		1	0.1%
KUDANDAZA UBUTO		1	0.1%
KUDANDAZA UMUNYU		1	0.1%
KUDANDAZA UMUNYU,IBISH		1	0.1%
KUDANDAZA URWAGWA		3	0.2%
KUDANDAZA URWAGWA,PRI		1	0.1%
KUDANDAZA,A		1	0.1%
KUDANDAZA,G BOUTIQUE		1	0.1%
KUDANDAZA,II		1	0.1%
KUDEFIRIZA		1	0.1%
KUDETAYA UBUCONSHO(U		1	0.1%
KUDODA		3	0.2%
KUDODA AKABA UMUYOBOZI WA ATRL		1	0.1%
KUDODA IMYENDA		5	0.3%
KUDODA IMYENDA Y'ABAGA &ABAGOR		1	0.1%
KUDODA MURI ATELIER		1	0.1%
KUGENZURA		1	0.1%
KUGENZURA IMIRIMO		1	0.1%
KUGENZURA ABAKOZI		1	0.1%
KUGENZURA ABAKOZI BASYA		1	0.1%
KUGENZURA ABAKOZI MURI ATELIER		1	0.1%
KUGENZURA IBIKORWA		1	0.1%



## File : Informal\_employer

### # A110: What is your current main occupation / job title?

Value	Label	Cases	Percentage
KUGENZURA IBIKORWA BYA SALON		1	0.1%
KUGENZURA IBIKORWA MURI BOUTIQ		1	0.1%
KUGENZURA IBYAGUZWE NO KURANGU		1	0.1%
KUGENZURA IMIRIMO Y'IKIGO		1	0.1%
KUGENZURA SALON		1	0.1%
KUGENZURA UKO ABAKOZI BAKORA		1	0.1%
KUGURA AMASAKA		1	0.1%
KUGURISHA COSTRA		1	0.1%
KUGURISHA INYAMA ZINKA		1	0.1%
KUJYA KURAGURA IBICURUZWA		1	0.1%
KUNGANIRA ABANTU MU MATEGEKO		1	0.1%
KUPIMA IKIGAGE		1	0.1%
KURANGURA		4	0.3%
KURANGURA NA KUDANDAZA		1	0.1%
KURANGURA NO GUCUNGA IMIKORERE		1	0.1%
KURANGURA NO GUCURUZA		2	0.1%
KURANGURA NO KUDANDAZA		2	0.1%
KURANGUZA IBINTU		1	0.1%
KURANGUZA IBIRAYI		1	0.1%
KURANGUZA IMYAKA		2	0.1%
KURANGUZA IMYAKA + MANAGER		1	0.1%

## File : Informal\_employer

### # A110: What is your current main occupation / job title?

Value	Label	Cases	Percentage
KURANGUZA IMYENDA		1	0.1%
KURANGUZA INZOGA NA DETAIL		1	0.1%
KURANGUZA INZOGA NA FANTA BIPF		1	0.1%
KURANGUZA AMAMESA		1	0.1%
KUREBA IMIKORESHERE Y'ICYUMA		1	0.1%
KUYOBORA ABAKOZI		1	0.1%
KUYOBORA ABATEKA		1	0.1%
KUYOBORA ATELIER YO KUDODA		1	0.1%
KUYOBORA BOUTIQUE		1	0.1%
KUYOBORA IBARIZO		1	0.1%
KUYOBORA IKIGO		3	0.2%
KUYOBORA IKIGO NO KURANGURA IB		1	0.1%
KUYOBORA NO KWUGISHA KUDODA		1	0.1%
KUYOBORA RESTAURENT(M		1	0.1%
KWAKIRA ABACLIENT B'AMATA		1	0.1%
KWAKIRA ABAKIRIYA		1	0.1%
KWAKIRA ABAKIRIYA NO KUBAHA		1	0.1%
KWAKIRA ABANTU		1	0.1%
KWAKIRA AMAFARANGA		1	0.1%
KWAKIRA AMAFARANGA MURI RESTAU		1	0.1%
KWAKIRA AMAFARANGA MURI RESTO		1	0.1%

## File : Informal\_employer

### # A110: What is your current main occupation / job title?

Value	Label	Cases	Percentage
KWAKIRA AMAFARANGA YO KUCYUMA		1	0.1%
KWAKIRA AMAFARANGA		1	0.1%
KWANGA IBICURUZZA		1	0.1%
KWENGA IKIGAGE		2	0.1%
KWENGA NO GUPIMA UBUSHERA		1	0.1%
KWEREKANA FILM		1	0.1%
KWICUNGIRA UMUTUNGO W'URUSYO		1	0.1%
KWIGISHA KUDODA		1	0.1%
KWOGOSHA		6	0.4%
LODGE		1	0.1%
MAANAGER		1	0.1%
MANAGER		222	15.1%
MANAGER DE DISTRIBUTION DES A		1	0.1%
MANAGER NO GUCURUZA		1	0.1%
MANAGER + KOGOSHA		1	0.1%
MANAGER + SREVEUR		1	0.1%
MANAGER + UMUCURUZI		1	0.1%
MANAGER AKABA N'UMUCURUZI		1	0.1%
MANAGER AKANACURUZ,		2	0.1%
MANAGER GREEN LAND RESTAURANT		1	0.1%
MANAGER MU GUCURUZA UBUCONSHO		1	0.1%
MANAGER MU KABARI KUBUSHERA		1	0.1%
MANAGER MURI BOUCHERIE		1	0.1%

## File : Informal\_employer

### # A110: What is your current main occupation / job title?

Value	Label	Cases	Percentage
MANAGER MURI BOUTIQUE		1	0.1%
MANAGER NYIRI IKIGO		1	0.1%
MANAGER OF THE RESTAURANT		1	0.1%
MANAGER RESTAURANT		1	0.1%
MANAGER SALON		1	0.1%
MANAGER SALON,AKANO		1	0.1%
MANAGER W'AKABARE		1	0.1%
MANAGER W'AKABARI		9	0.6%
MANAGER W'AKABARI GUCURUZA		1	0.1%
MANAGER W'AKABARI K'IKIGAGE		2	0.1%
MANAGER W'AKABARI K'UBUSHERA		1	0.1%
MANAGER W'AKABARI K'UMUSURURU		1	0.1%
MANAGER W'ATELIER		1	0.1%
MANAGER W'ATELIER DE COUTURE		1	0.1%
MANAGER W'IBAGIRO RYE		1	0.1%
MANAGER W'ICYUMA GISYA		2	0.1%
MANAGER W'IDUKA		2	0.1%
MANAGER W'IDUKA RYE		1	0.1%
MANAGER W'IKIGO		5	0.3%
MANAGER W'UBUCURUZI BW'IMBOGA		1	0.1%
MANAGER W'URUSYO RUSYA AMASEKA		1	0.1%

## File : Informal\_employer

### # A110: What is your current main occupation / job title?

Value	Label	Cases	Percentage
MANAGER W'URUSYO RW'AMASAKA		1	0.1%
MANAGER WA DRY CLEANER		1	0.1%
MANAGER WA AKABARI		1	0.1%
MANAGER WA ALIMENTATION		2	0.1%
MANAGER WA ATELIER		10	0.7%
MANAGER WA BAR		7	0.5%
MANAGER WA BOUTIQUE		39	2.7%
MANAGER WA BOUTIQUE IDANDA ZA		1	0.1%
MANAGER WA BOUTIQUE IDANDA ZA U		1	0.1%
MANAGER WA BOUTIQUE YE		1	0.1%
MANAGER WA BOUTIQUE/ UBUCONCO		1	0.1%
MANAGER WA BRACHERIE		1	0.1%
MANAGER WA BUTIKE		1	0.1%
MANAGER WA CANTINE		1	0.1%
MANAGER WA CANTINE BARADANDA Z.		1	0.1%
MANAGER WA CAR WASH		1	0.1%
MANAGER WA COBI		1	0.1%
MANAGER WA DISPENSAIRE		1	0.1%
MANAGER WA DRY CLEANER		1	0.1%

## File : Informal\_employer

### # A110: What is your current main occupation / job title?

Value	Label	Cases	Percentage
MANAGER WA KABARI		2	0.1%
MANAGER WA MINI ALIMENTATION		1	0.1%
MANAGER WA PHARMACIE		1	0.1%
MANAGER WA QUENCAIERIE		1	0.1%
MANAGER WA RAPARATION		1	0.1%
MANAGER WA REATAURANT		1	0.1%
MANAGER WA RESTAURANT		11	0.7%
MANAGER WA RESTAURANT ITEKA IB		1	0.1%
MANAGER WA RESTAURENT		4	0.3%
MANAGER WA RESTO		1	0.1%
MANAGER WA SALON		6	0.4%
MANAGER WA SALON DE COIFFURE		3	0.2%
MANAGER WA SALON YO KOGOSHA		1	0.1%
MANAGER WA SECRETARIAT PUBLIQU		1	0.1%
MANAGER WA SEVEN STARS SALOON		1	0.1%
MANAGER WA TRIANGLE		1	0.1%
MANAGER WAALOON		1	0.1%
MANAGER WICHOKEZO		1	0.1%
MANAGER WIKIGO GICURUZA MAMATI		1	0.1%

## File : Informal\_employer

### # A110: What is your current main occupation / job title?

Value	Label	Cases	Percentage
MANAGER WIKIGO GICURUZA UMUSUR		1	0.1%
MANAGER WO KUDANAZA UBUCONCO		1	0.1%
MANAGER \		1	0.1%
MANAGER(ARA		1	0.1%
MANAGER(GUC BOUTIQUE)		2	0.1%
MANAGER(GUC PIECE,GUKANII		1	0.1%
MANAGER(GUK UBUSHERA		1	0.1%
MANAGER(GUS KUCYUMA)		1	0.1%
MANAGER(MUI SECTEUR)		1	0.1%
MANAGER(NYI IKIGO)		1	0.1%
MANAGER(NYI KIGO,ARANOG		1	0.1%
MANAGER(SUP		1	0.1%
MANAGER(UBU		1	0.1%
MANAGER(UMI WIKIGAGE)		1	0.1%
MANAGER(UMI WA BOUTIQUE)		1	0.1%
MANAGER(UMI		1	0.1%
MANAGER(UMI		2	0.1%
MANAGER +SERVEUR		3	0.2%
MANAGER +SERVEUR(NYI AKABARI)		1	0.1%
MANAGER,AGA N'INKWETO		1	0.1%
MANAGER/ NYIRI ATELIER		1	0.1%
MANAGER/ NYIRI BOUTIQUE		1	0.1%
MANAGER/ TECHNICIEN		1	0.1%
MANAGERS		1	0.1%
MANAGERS GUKORA		1	0.1%

## File : Informal\_employer

### # A110: What is your current main occupation / job title?

Value	Label	Cases	Percentage
CONTROLE Y'AMA			
MANAGER[UMI MUKURU PRESI		1	0.1%
MANAGING DIRECTOR		1	0.1%
MANANAGER (AKANACURUZ MURI BO		1	0.1%
MENUISERIE		1	0.1%
MOTAR		1	0.1%
MU GUCURUZA GUSERIVA ABAKIRIYA		1	0.1%
MUZE BOUTIQUE MANAGER		1	0.1%
NDI NYIRAKABARI(		1	0.1%
NDOGOSHA ABAGABO NA BAGORE		1	0.1%
NI NYIRI ATELIER DE MANUISERIE		1	0.1%
NI NYIRI SALON		1	0.1%
NI NYIRIBIGO		1	0.1%
NI UKWANDIKA SKANER		1	0.1%
NI UMUCURUZI WUBUCONSHO		1	0.1%
NI UMUKORESHA MU IBARIZO		1	0.1%
NI UMUYOBOZI WA CINE BORABORA		1	0.1%
NINYIRA BOUCHERIE ADANDAZA INY		1	0.1%
NINYIRI IKIGO		1	0.1%
NKORA IBINTU BYADECOLATI		1	0.1%
NKURIYE IKIGO		1	0.1%
NYIR'IKIGO		1	0.1%



## File : Informal\_employer

### # A110: What is your current main occupation / job title?

Value	Label	Cases	Percentage
NYIR'IKIGO AKABA NA MANAGER		1	0.1%
NYIR'IRI ATELIER		1	0.1%
NYIRA AKABARI		1	0.1%
NYIRA SALON/ MANAGER		1	0.1%
NYIRAKABARI		2	0.1%
NYIRAKO(MAN		1	0.1%
NYIRAYO		1	0.1%
NYIRAYO ANAKORAMO		1	0.1%
NYIRI AKABARI		2	0.1%
NYIRI AKABARI(GUCU URWAGWA		1	0.1%
NYIRI BOUCHERIE		1	0.1%
NYIRI BOUTIQUE		1	0.1%
NYIRI BOUTIQUE(MA)		2	0.1%
NYIRI IKIGO UDAKORAMO		1	0.1%
NYIRI IKIGO(GUCURU BOUTIQUE)		1	0.1%
NYIRI KABARI UMUYOBOZI		1	0.1%
NYIRI KIGO		1	0.1%
NYIRI RESTAURANT		1	0.1%
NYIRI RESTAURANT(		2	0.1%
NYIRI SALON DE COIFFURE YOGOSH		1	0.1%
NYIRI TANURA		1	0.1%
NYIRIBARIZO		1	0.1%
NYIRIKIGO		7	0.5%
NYIRIKIGO MANAGER		1	0.1%
NYIRIKIGO UDANDAZA UBUCONCO		1	0.1%

## File : Informal\_employer

### # A110: What is your current main occupation / job title?

Value	Label	Cases	Percentage
NYIRIKIGO UFASHA NABAKOZI BE		1	0.1%
NYIRIKIGO UKIYOBORA		1	0.1%
NYIRIKIGO UKORAMO		2	0.1%
NYIRIKIGO UKORERAMO		1	0.1%
NYIRIKIGO UTAGIKORAMC		1	0.1%
NYIRIKIGO(MA		1	0.1%
PASTEUR		1	0.1%
PHOTOGRAPHE		2	0.1%
PRESIDENT WA COOPERATIVE		1	0.1%
PRESIDENT W'ISHYIRAHMV UMUBAJ		1	0.1%
PRESIDENT WA ASSOCIATION IKIGO		1	0.1%
PRESIDENT WA CODECOL		1	0.1%
PRESIDENT WA COOPERATIVE		2	0.1%
PRESIDENTE WA KOPERATIVE		1	0.1%
REPARATEUR DES ELECTRONICS		1	0.1%
RESPONSABLE		2	0.1%
RESPONSABLE W'AKAGARI		1	0.1%
RESPONSABLE W'IKIGO		1	0.1%
RESPONSABLE WA BOUCHERIE		1	0.1%
RESPONSABLE WA CANTINE		1	0.1%
RESPONSABLE WA RESTAURANT		1	0.1%
RESPONSABLE WA SALON		1	0.1%
RESTAURANT		1	0.1%
RESTAURANT CHIEF		1	0.1%

## File : Informal\_employer

### # A110: What is your current main occupation / job title?

Value	Label	Cases	Percentage
RESTAURANT GUTEKA INYAMA IBIRA		1	0.1%
RESTAURANT MANAGER		1	0.1%
RESTAURENT NYIRAYO		1	0.1%
RWIYEMEZA MIRIMO		1	0.1%
SALON DE COIFFURE		1	0.1%
SECRETARIAT PUBLIQUE		1	0.1%
SECURITE OFFICE		1	0.1%
SERVITEUR		1	0.1%
SOUDEUR		1	0.1%
SUPERVISEUR		1	0.1%
SUPERVISEUR WA RESTAURANT		1	0.1%
SUPERVISOR		1	0.1%
SUPERVISOR OF EMPLOYEES		1	0.1%
SURVEILLANCE Y'ABAKOZI		1	0.1%
TECHNICIEN		1	0.1%
TECHNICIEN MACHINISTE		1	0.1%
THE ECURER OF THE RESTAURANT		1	0.1%
UBATA UTUBATI N'INTEBE		1	0.1%
UBUBAJI		2	0.1%
UBUCURUZ BUDANAZA BWUBUCONSHI		1	0.1%
UBUCURUZI		5	0.3%
UBUCURUZI BWA BOUTIQUE		1	0.1%
UBUCURUZI ,KI		1	0.1%
UBUCURUZI BOUTIQUE		1	0.1%
UBUCURUZI BW'IBIRIBWA		1	0.1%
UBUCURUZI BW'IMBAHO		1	0.1%

## File : Informal\_employer

### # A110: What is your current main occupation / job title?

Value	Label	Cases	Percentage
UBUCURUZI BW'INZOGA MU KABARI		1	0.1%
UBUCURUZI BW'UBUCOCO		1	0.1%
UBUCURUZI BW'UBUCONCC		3	0.2%
UBUCURUZI BW'UBUCONCC BW'UBUDA		1	0.1%
UBUCURUZI BW'UBUCONCC IMIISUMA		1	0.1%
UBUCURUZI BW'UBUCONSH		1	0.1%
UBUCURUZI BW'UBUNCONS		1	0.1%
UBUCURUZI BW'UBUSHERA		1	0.1%
UBUCURUZI BW'UDUCONSH		1	0.1%
UBUCURUZI BWI ICONSHO		1	0.1%
UBUCURUZI MURI BAR		1	0.1%
UBUCURUZI MURI QUINCAILLERII		1	0.1%
UBUCURUZI RESTAURENT		1	0.1%
UBUCURUZI(ISI		1	0.1%
UBUCURUZI/ BOUTIQUE		1	0.1%
UBUCURUZI/ DETAILS		1	0.1%
UBUDANDAZI BW'UBUCOSHO BWIGANJ		1	0.1%
UBUDANDAZI BWINGANJEMC IBISHYI		1	0.1%
UBUDANDAZI ISUKARI,UMUN		1	0.1%
UBUDANDAZI MURI BAR		1	0.1%
UBUDOZI		2	0.1%
UBUDOZI BW'INKWETO		1	0.1%
UBUDOZI BWIMYENDA		1	0.1%
UBUGENZUZI BWA BOUTIQUE		1	0.1%

## File : Informal\_employer

### # A110: What is your current main occupation / job title?

Value	Label	Cases	Percentage
UBUYOBOZI BWIKIGO		1	0.1%
UBUYOBOZI W'AKABALI[M/		1	0.1%
UBWOGOSHI		1	0.1%
UCURUZA IKIGAGE KURI DETAIL		1	0.1%
UCURUZA INZOGA Y'URWAGWA		1	0.1%
UDANDAZA UBUCONCO		1	0.1%
UDUCONCO		1	0.1%
UHAGARARIYE UBUCURZI MU IDUKA		1	0.1%
UMUBAJI		1	0.1%
UMUCANGAMA		1	0.1%
UMUCONCO		1	0.1%
UMUCURUZI		10	0.7%
UMUCURUZI UDANDAZA		1	0.1%
UMUCURUZI (DETAIL)		1	0.1%
UMUCURUZI AKABA NYIRI BOUTIQUE		1	0.1%
UMUCURUZI KUDANDAZA BOUTIQUE		1	0.1%
UMUCURUZI MANAGER		1	0.1%
UMUCURUZI MURI BOUTIQUE		3	0.2%
UMUCURUZI MURI BOUTIQUE YE		1	0.1%
UMUCURUZI MURI RESTAURANT		1	0.1%
UMUCURUZI UDANDAZA		3	0.2%
UMUCURUZI UDANDAZA IBINYOBWA		1	0.1%
UMUCURUZI UDANDAZA MURI BOUTIQ		1	0.1%
UMUCURUZI UDANDAZA MURI MINI A		1	0.1%

## File : Informal\_employer

### # A110: What is your current main occupation / job title?

Value	Label	Cases	Percentage
UMUCURUZI UDANDA WUBUONCO		1	0.1%
UMUCURUZI URANGURA IFARINI,		1	0.1%
UMUCURUZI URANGUZA AKANADANDA		1	0.1%
UMUCURUZI W'AKABARI		2	0.1%
UMUCURUZI W'AKABARI(M/		1	0.1%
UMUCURUZI W'AMAMESA		1	0.1%
UMUCURUZI W'AMANDAZI,I		1	0.1%
UMUCURUZI W'AMATA		1	0.1%
UMUCURUZI W'AMATA NA FANTA		1	0.1%
UMUCURUZI W'IBICONSHO		3	0.2%
UMUCURUZI W'IBINYOBWA BRALIRWA		1	0.1%
UMUCURUZI W'IBIRAYI IBITOKI IB		1	0.1%
UMUCURUZI W'IBIRIBWA		1	0.1%
UMUCURUZI W'IBIRYO(MAN		1	0.1%
UMUCURUZI W'IDUKA		1	0.1%
UMUCURUZI W'IDUKA[ISUK,		1	0.1%
UMUCURUZI W'IKIGAGE		1	0.1%
UMUCURUZI W'IMYAKA UBUCONSHO		1	0.1%
UMUCURUZI W'IMYENDA		1	0.1%
UMUCURUZI W'IMYENDA MWISOKO		1	0.1%
UMUCURUZI W'INKWETO		1	0.1%
UMUCURUZI W'INZAGWA		1	0.1%

## File : Informal\_employer

### # A110: What is your current main occupation / job title?

Value	Label	Cases	Percentage
UMUCURUZI W'INZOGA(AKA		1	0.1%
UMUCURUZI W'IZOGA		1	0.1%
UMUCURUZI W'UBUCINSHO		1	0.1%
UMUCURUZI W'UBUCONCO		2	0.1%
UMUCURUZI W'UBUCONCO(		1	0.1%
UMUCURUZI W'UBUCONSHO		1	0.1%
UMUCURUZI W'UBUNCOCO		1	0.1%
UMUCURUZI WA ALIMENTATION		1	0.1%
UMUCURUZI WA BOUTIQUE		6	0.4%
UMUCURUZI WA PIECES DE RECHANG		1	0.1%
UMUCURUZI WA QUINCAILLERIE		1	0.1%
UMUCURUZI WA RESTORA		1	0.1%
UMUCURUZI WAKABARI		1	0.1%
UMUCURUZI WIBYO KURYA BIHIYE		1	0.1%
UMUCURUZI WINZOGA		1	0.1%
UMUCURUZI WINZOGA Y'URWAGWA		1	0.1%
UMUCURUZI WO MURI BOUTIQUE		1	0.1%
UMUCURUZI(PH		1	0.1%
UMUCURUZI(IE		1	0.1%
UMUDANDAZI MURI BOUTIQUE		1	0.1%
UMUDANDAZI W'UBUCONCO		1	0.1%
UMUDOZI		1	0.1%
UMUDOZI W'IMYENDA		3	0.2%

## File : Informal\_employer

### # A110: What is your current main occupation / job title?

Value	Label	Cases	Percentage
UMUGENZUZI WA SALON DE COIFFUR		1	0.1%
UMUKORESHA		1	0.1%
UMUKORESHA UCURUZA INZOGA		1	0.1%
UMUKORESHA WA ATELIER		1	0.1%
UMUKOZI UYOBORA ABANDI MURI SA		1	0.1%
UMUKOZI W'IMASHINI ISYA IMYAKA		1	0.1%
UMUKURU W'ABAKOZI BA RESTORA		1	0.1%
UMUYOBIZI WA BOUTIQUE		1	0.1%
UMUYOBOZI WA KIOSQUE		1	0.1%
UMUYOBOZI WA RESTAURANT		1	0.1%
UMUYOBOZE WA CANTINE		1	0.1%
UMUYOBOZI		19	1.3%
UMUYOBOZI (MANAGER W'AKABARI)		1	0.1%
UMUYOBOZI (MANAGER)		1	0.1%
UMUYOBOZI GUCUNGA BOUTIQUE YIG		1	0.1%
UMUYOBOZI MANAGER		2	0.1%
UMUYOBOZI MU KABARI K'UBUSHERA		1	0.1%
UMUYOBOZI MU KIGO CYO KWENGA		1	0.1%
UMUYOBOZI MUKURU		4	0.3%
UMUYOBOZI MUKURU W'IKIGO		1	0.1%



## File : Informal\_employer

### # A110: What is your current main occupation / job title?

Value	Label	Cases	Percentage
UMUYOBOZI MURI SALON DE COIFUR		1	0.1%
UMUYOBOZI N'UBUCURUZI IFUMBIRE		1	0.1%
UMUYOBOZI NYIRI AKABARI		1	0.1%
UMUYOBOZI UKURIKIRANA IBIKORWA		1	0.1%
UMUYOBOZI W'AGROVETO		1	0.1%
UMUYOBOZI W'AKABALI[M/		1	0.1%
UMUYOBOZI W'AKABARE		3	0.2%
UMUYOBOZI W'AKABARE K'IKIGAGE		1	0.1%
UMUYOBOZI W'AKABARI		17	1.2%
UMUYOBOZI W'AKABARI K'IKIGAGE		1	0.1%
UMUYOBOZI W'AKAGARI		1	0.1%
UMUYOBOZI W'ALIMENTATI		2	0.1%
UMUYOBOZI W'ATELIER		3	0.2%
UMUYOBOZI W'ATELIER Y'UBUDOZI		1	0.1%
UMUYOBOZI W'ICUNGAMUT		1	0.1%
UMUYOBOZI W'ICYUMA		2	0.1%
UMUYOBOZI W'ICYUMA GISYA		1	0.1%
UMUYOBOZI W'ICYUMA GISYA IMYAK		1	0.1%
UMUYOBOZI W'IDUKA		2	0.1%
UMUYOBOZI W'IDUKA RICURUZA IMY		1	0.1%
UMUYOBOZI W'IDUKA RY'UBUCURUZI		1	0.1%

## File : Informal\_employer

### # A110: What is your current main occupation / job title?

Value	Label	Cases	Percentage
UMUYOBOZI W'IDUKARICUR IBIR		1	0.1%
UMUYOBOZI W'IKIGO		32	2.2%
UMUYOBOZI W'IKIGO KYUMA GISYA		1	0.1%
UMUYOBOZI W'IKIGO MANAGER		1	0.1%
UMUYOBOZI W'IKIGO NYIRI KIGO		1	0.1%
UMUYOBOZI W'IKIGO UDAKORAMO		1	0.1%
UMUYOBOZI W'ISETA RY'IMYENDA		1	0.1%
UMUYOBOZI W'ISETA RYAMASHUKA		1	0.1%
UMUYOBOZI W'ISHYIRAHAM		1	0.1%
UMUYOBOZI W'ITANURA		1	0.1%
UMUYOBOZI W'IYI BAR		1	0.1%
UMUYOBOZI W'SALON		1	0.1%
UMUYOBOZI W'UNGIRIJE		1	0.1%
UMUYOBOZI W'URUGANDA RWENGA		1	0.1%
UMUYOBOZI W'URUSYO		1	0.1%
UMUYOBOZI W'URWENGERC IBIGAGE		1	0.1%
UMUYOBOZI WA AKABARI		1	0.1%
UMUYOBOZI WA ASTECO		1	0.1%
UMUYOBOZI WA ATELIER		4	0.3%
UMUYOBOZI WA ATELIER DE COUTUR		3	0.2%
UMUYOBOZI WA ATELIER IBAZA		1	0.1%

## File : Informal\_employer

### # A110: What is your current main occupation / job title?

Value	Label	Cases	Percentage
UMUYOBOZI WA ATELIER YUBUDOZI		1	0.1%
UMUYOBOZI WA ATELIER,UNAD		1	0.1%
UMUYOBOZI WA ATOLIYE		1	0.1%
UMUYOBOZI WA BAR		1	0.1%
UMUYOBOZI WA BAR AMAHORO		1	0.1%
UMUYOBOZI WA BAR IHUMURE		1	0.1%
UMUYOBOZI WA BOUCHERIE		2	0.1%
UMUYOBOZI WA BOULANGERIE		3	0.2%
UMUYOBOZI WA BOUTIQUE		25	1.7%
UMUYOBOZI WA BOUTIQUE ARACURUZ		1	0.1%
UMUYOBOZI WA BOUTIQUE INDANDAZ		1	0.1%
UMUYOBOZI WA CANTINE		3	0.2%
UMUYOBOZI WA COOP.YENGA IBITOK		1	0.1%
UMUYOBOZI WA COOPERATIOVI		1	0.1%
UMUYOBOZI WA COOPERATIVE		3	0.2%
UMUYOBOZI WA COOPERATIVE Y'IBI		1	0.1%
UMUYOBOZI WA CORDONIER NO GUKO		1	0.1%
UMUYOBOZI WA DEPOT		1	0.1%

## File : Informal\_employer

### # A110: What is your current main occupation / job title?

Value	Label	Cases	Percentage
UCURUZA AMA			
UMUYOBOZI WA DEPOT Y'IMYENDA		1	0.1%
UMUYOBOZI WA DEPOT(MENAG		1	0.1%
UMUYOBOZI WA KABARI		1	0.1%
UMUYOBOZI WA KABIRI		1	0.1%
UMUYOBOZI WA KOPERATIVE		1	0.1%
UMUYOBOZI WA PHARMACIE		1	0.1%
UMUYOBOZI WA QUINCAILLERII		3	0.2%
UMUYOBOZI WA RESTAURANT		15	1.0%
UMUYOBOZI WA RESTAURENT		2	0.1%
UMUYOBOZI WA SALON		6	0.4%
UMUYOBOZI WA SALON DE COIFFURE		3	0.2%
UMUYOBOZI WA SALON,AKA ARIYE		1	0.1%
UMUYOBOZI WA SALON,AKANO		1	0.1%
UMUYOBOZI WA SALOON DE COIFFUR		1	0.1%
UMUYOBOZI WA TOP SHOP STAR		1	0.1%
UMUYOBOZI WA TURYENEZA COOPERA		1	0.1%
UMUYOBOZI WAHO BAPIMIRA		1	0.1%
UMUYOBOZI WAKABARI		2	0.1%

## File : Informal\_employer

### # A110: What is your current main occupation / job title?

Value	Label	Cases	Percentage
UMUYOBOZI WATELIER		1	0.1%
UMUYOBOZI WIGISIMA KIDANDAZA		1	0.1%
UMUYOBOZI WUNGIRIJE WA COOPERA		1	0.1%
UMUYOBOZI(N		1	0.1%
UMUYOBOZI/ MANAGEMENT		1	0.1%
UMUYOBOZI[M		2	0.1%
UMUYPBOZI		1	0.1%
UMWALIMU		1	0.1%
UMWEMURI BANYIRIKIKIGI		1	0.1%
UMWOGOSHI		1	0.1%
UMWOGOSHI KWOGOSHA		1	0.1%
UMWOGOSHI MURI SALON DE COIFFU		1	0.1%
UMYBZI(BTQUI ITARIMO IBIRIBWA)		1	0.1%
USHINZWE GUCUNGA ABAKOZI		1	0.1%
USHIZWE IBIKORWA BYA RESTAUREN		1	0.1%
UTUNGA INYAMA KUMUSHITO		1	0.1%
UWAKIRA ABAKIRIYA		1	0.1%
VICE PRESIDENT WA COOPERATIVE		1	0.1%
YICUNGIRA UMUTUNGO BOUCHERI		1	0.1%
YIRI BOUTIQUE UDAKORAMO		1	0.1%
YOTSA INYAMA		1	0.1%
[MANAGER WA ATELIER,KUDO AMA		1	0.1%

## File : Informal\_employer

### # A110: What is your current main occupation / job title?

Value	Label	Cases	Percentage
boutique		1	0.1%
caissier		1	0.1%
gucuruza ubuconsho		1	0.1%
gucuruza urwagwa		1	0.1%
kogosha abantu		1	0.1%
kogosha imisatsi		1	0.1%
kudandaza ubuconco		1	0.1%
kudoda imyenda		1	0.1%
kuranguza ibinyobwa		1	0.1%
kwakira amafranga		1	0.1%
manager		10	0.7%
manager w,akabari		1	0.1%
manager wa atelier		1	0.1%
manager wa boutique		3	0.2%
manager wa papeterie ucuruza i		1	0.1%
nukubaza		1	0.1%
nyiri atelier		1	0.1%
nyiri boutique		1	0.1%
umucuruza w,icyayi		1	0.1%
umuyobozi w,akabari		1	0.1%
umuyobozi wa atelier		1	0.1%
umuyobozi wikigo		2	0.1%

*Warning: these figures indicate the number of cases found in the data file. They cannot be interpreted as summary statistics of the population of interest.*

### # A110A: ISCO

<b>Information</b>	[Type= discrete] [Format=numeric] [Range= 110-9999] [Missing=*]		
<b>Statistics [NW/ W]</b>	[Valid=1491 /-] [Invalid=173 /-]		
Value	Label	Cases	Percentage
110	Commissioned armed forces officers	0	
210	Non-commissioned armed forces officers	0	
242	Administration professionals	0	
310	Armed forces occupations, other ranks	0	
334	Administrative and specialised secretaries	0	
723	Machinery mechanics and repairers	0	

## File : Informal\_employer

### # A110A: ISCO

Value	Label	Cases	Percentage
835	Ships' deck crews and related workers	0	
912	Vehicle, window, laundry and other hand cleaning workers	0	
1111	Legislators	0	
1112	Senior government officials	0	
1113	Traditional chiefs and heads of village	0	
1114	Senior officials of special-interest organizations	1	0.1%
1120	Managing directors and chief executives	1	0.1%
1211	Finance managers	5	0.3%
1212	Human resource managers	6	0.4%
1213	Policy and planning managers	0	
1219	Business services and administration managers not elsewhere	8	0.5%
1221	Sales and marketing managers	0	
1222	Advertising and public relations managers	0	
1223	Research and development managers	3	0.2%
1311	Agricultural and forestry production managers	0	
1312	Aquaculture and fisheries production managers	0	
1321	Manufacturing managers	11	0.7%
1322	Mining managers	2	0.1%
1323	Construction managers	1	0.1%
1324	Supply, distribution and related managers	1	0.1%
1330	Information and communications technology service managers	1	0.1%
1341	Child care services managers	1	0.1%
1342	Health services managers	1	0.1%
1343	Aged care services managers	0	
1344	Social welfare managers	0	
1345	Education managers	3	0.2%
1346	Financial and insurance services branch managers	1	0.1%
1349	Professional services managers not elsewhere classified	35	2.3%
1411	Hotel managers	6	0.4%
1412	Restaurant managers	91	6.1%
1420	Retail and wholesale trade managers	41	2.7%
1431	Sports, recreation and cultural centre managers	0	
1439	Services managers not elsewhere classified	69	4.6%
2111	Physicists and astronomers	0	
2112	Meteorologists	0	
2113	Chemists	0	
2114	Geologists and geophysicists	0	
2120	Mathematicians, actuaries and statisticians	0	
2131	Biologists, botanists, zoologists and related professionals	0	
2132	Farming, forestry and fisheries advisers	0	
2133	Environmental protection professionals	0	
2141	Industrial and production engineers	0	
2142	Civil engineers	0	

## File : Informal\_employer

### # A110A: ISCO

Value	Label	Cases	Percentage
2143	Environmental engineers	0	
2144	Mechanical engineers	0	
2145	Chemical engineers	0	
2146	Mining engineers, metallurgists and related professionals	0	
2149	Engineering professionals not elsewhere classified	0	
2151	Electrical engineers	0	
2152	Electronics engineers	0	
2153	Telecommunications engineers	0	
2161	Building architects	0	
2162	Landscape architects	0	
2163	Product and garment designers	0	
2164	Town and traffic planners	0	
2165	Cartographers and surveyors	0	
2166	Graphic and multimedia designers	0	
2211	Generalist medical practitioners	0	
2212	Specialist medical practitioners	0	
2221	Nursing professionals	0	
2222	Midwifery professionals	0	
2230	Traditional and complementary medicine professionals	0	
2240	Paramedical practitioners	0	
2250	Veterinarians	0	
2261	Dentists	0	
2262	Pharmacists	3	0.2%
2263	Environmental and occupational health and hygiene profession	0	
2264	Physiotherapists	0	
2265	Dieticians and nutritionists	0	
2266	Audiologists and speech therapists	0	
2267	Optometrists and ophthalmic opticians	0	
2269	Health professionals not elsewhere classified	1	0.1%
2310	University and higher education teachers	0	
2320	Vocational education teachers	1	0.1%
2330	Secondary education teachers	0	
2341	Primary school teachers	1	0.1%
2342	Early childhood educators	0	
2351	Education methods specialists	0	
2352	Special needs teachers	0	
2353	Other language teachers	0	
2354	Other music teachers	0	
2355	Other arts teachers	1	0.1%
2356	Information technology trainers	0	
2359	Teaching professionals not elsewhere classified	0	
2411	Accountants	11	0.7%
2412	Financial and investment advisers	0	



## File : Informal\_employer

### # A110A: ISCO

Value	Label	Cases	Percentage
2413	Financial analysts	0	
2421	Management and organization analysts	0	
2422	Policy administration professionals	0	
2423	Personnel and careers professionals	0	
2424	Training and staff development professionals	0	
2431	Advertising and marketing professionals	1	0.1%
2432	Public relations professionals	0	
2433	Technical and medical sales professionals (excluding ICT)	0	
2434	Information and communications technology sales professional	0	
2511	Systems analysts	0	
2512	Software developers	0	
2513	Web and multimedia developers	0	
2514	Applications programmers	0	
2519	Software and applications developers and analysts not elsewh	0	
2521	Database designers and administrators	0	
2522	Systems administrators	0	
2523	Computer network professionals	0	
2529	Database and network professionals not elsewhere classified	0	
2611	Lawyers	1	0.1%
2612	Judges	0	
2619	Legal professionals not elsewhere classified	0	
2621	Archivists and curators	0	
2622	Librarians and related information professionals	0	
2631	Economists	0	
2632	Sociologists, anthropologists and related professionals	0	
2633	Philosophers, historians and political scientists	0	
2634	Psychologists	0	
2635	Social work and counselling professionals	0	
2636	Religious professionals	1	0.1%
2641	Authors and related writers	0	
2642	Journalists	0	
2643	Translators, interpreters and other linguists	0	
2651	Visual artists	1	0.1%
2652	Musicians, singers and composers	0	
2653	Dancers and choreographers	0	
2654	Film, stage and related directors and producers	0	
2655	Actors	0	
2656	Announcers on radio, television and other media	0	
2659	Creative and performing artists not elsewhere classified	0	
3111	Chemical and physical science technicians	0	
3112	Civil engineering technicians	0	
3113	Electrical engineering technicians	0	
3114	Electronics engineering technicians	0	

## File : Informal\_employer

### # A110A: ISCO

Value	Label	Cases	Percentage
3115	Mechanical engineering technicians	0	
3116	Chemical engineering technicians	0	
3117	Mining and metallurgical technicians	0	
3118	Draughtspersons	0	
3119	Physical and engineering science technicians not elsewhere c	0	
3121	Mining supervisors	0	
3122	Manufacturing supervisors	1	0.1%
3123	Construction supervisors	0	
3131	Power production plant operators	0	
3132	Incinerator and water treatment plant operators	0	
3133	Chemical processing plant controllers	0	
3134	Petroleum and natural gas refining plant operators	0	
3135	Metal production process controllers	0	
3139	Process control technicians not elsewhere classified	0	
3141	Life science technicians (excluding medical)	0	
3142	Agricultural technicians	1	0.1%
3143	Forestry technicians	0	
3151	Ships' engineers	0	
3152	Ships' deck officers and pilots	0	
3153	Aircraft pilots and related associate professionals	0	
3154	Air traffic controllers	0	
3155	Air traffic safety electronics technicians	0	
3211	Medical imaging and therapeutic equipment technicians	0	
3212	Medical and pathology laboratory technicians	0	
3213	Pharmaceutical technicians and assistants	0	
3214	Medical and dental prosthetic technicians	0	
3221	Nursing associate professionals	2	0.1%
3222	Midwifery associate professionals	0	
3230	Traditional and complementary medicine associate professiona	0	
3240	Veterinary technicians and assistants	0	
3251	Dental assistants and therapists	0	
3252	Medical records and health information technicians	0	
3253	Community health workers	0	
3254	Dispensing opticians	0	
3255	Physiotherapy technicians and assistants	0	
3256	Medical assistants	0	
3257	Environmental and occupational health inspectors and associa	0	
3258	Ambulance workers	0	
3259	Health associate professionals not elsewhere classified	0	
3311	Securities and finance dealers and brokers	0	
3312	Credit and loans officers	0	
3313	Accounting associate professionals	0	
3314	Statistical, mathematical and related associate professional	1	0.1%

## File : Informal\_employer

### # A110A: ISCO

Value	Label	Cases	Percentage
3315	Valuers and loss assessors	0	
3321	Insurance representatives	0	
3322	Commercial sales representatives	0	
3323	Buyers	0	
3324	Trade brokers	0	
3331	Clearing and forwarding agents	0	
3332	Conference and event planners	0	
3333	Employment agents and contractors	0	
3334	Real estate agents and property managers	0	
3339	Business services agents not elsewhere classified	0	
3341	Office supervisors	2	0.1%
3342	Legal secretaries	0	
3343	Administrative and executive secretaries	0	
3344	Medical secretaries	0	
3351	Customs and border inspectors	0	
3352	Government tax and excise officials	1	0.1%
3353	Government social benefits officials	0	
3354	Government licensing officials	0	
3355	Police inspectors and detectives	0	
3359	Regulatory government associate professionals not elsewhere	0	
3411	Police inspectors and detectives	0	
3412	Social work associate professionals	3	0.2%
3413	Religious associate professionals	0	
3421	Athletes and sports players	0	
3422	Sports coaches, instructors and officials	0	
3423	Fitness and recreation instructors and program leaders	0	
3431	Photographers	3	0.2%
3432	Interior designers and decorators	2	0.1%
3433	Gallery, museum and library technicians	1	0.1%
3434	Chefs	0	
3435	Other artistic and cultural associate professionals	1	0.1%
3511	Information and communications technology operations technic	1	0.1%
3512	Information and communications technology user support techn	0	
3513	Computer network and systems technicians	0	
3514	Web technicians	0	
3521	Broadcasting and audio-visual technicians	0	
3522	Telecommunications engineering technicians	0	
4110	General office clerks	1	0.1%
4120	Secretaries (general)	1	0.1%
4131	Typists and word processing operators	1	0.1%
4132	Data entry clerks	0	
4211	Bank tellers and related clerks	0	
4212	Bookmakers, croupiers and related gaming workers	0	

## File : Informal\_employer

### # A110A: ISCO

Value	Label	Cases	Percentage
4213	Pawnbrokers and money-lenders	0	
4214	Debt-collectors and related workers	0	
4221	Travel consultants and clerks	0	
4222	Contact centre information clerks	0	
4223	Telephone switchboard operators	0	
4224	Hotel receptionists	0	
4225	Enquiry clerks	0	
4226	Receptionists (general)	2	0.1%
4227	Survey and market research interviewers	0	
4229	Client information workers not elsewhere classified	0	
4311	Accounting and bookkeeping clerks	0	
4312	Statistical, finance and insurance clerks	0	
4313	Payroll clerks	0	
4321	Stock clerks	1	0.1%
4322	Production clerks	0	
4323	Transport clerks	0	
4411	Library clerks	0	
4412	Mail carriers and sorting clerks	0	
4413	Coding, proof-reading and related clerks	0	
4414	Scribes and related workers	0	
4415	Filing and copying clerks	2	0.1%
4416	Personnel clerks	0	
4419	Clerical support workers not elsewhere classified	0	
5111	Travel attendants and travel stewards	0	
5112	Transport conductors	0	
5113	Travel guides	0	
5120	Cooks	8	0.5%
5131	Waiters	21	1.4%
5132	Bartenders	82	5.5%
5141	Hairdressers	59	4.0%
5142	Beauticians and related workers	0	
5151	Cleaning and housekeeping supervisors in offices, hotels and	2	0.1%
5152	Domestic housekeepers	1	0.1%
5153	Building caretakers	0	
5161	Astrologers, fortune-tellers and related workers	0	
5162	Companions and valets	0	
5163	Undertakers and embalmers	0	
5164	Pet groomers and animal care workers	0	
5165	Driving instructors	0	
5169	Personal services workers not elsewhere classified	3	0.2%
5211	Stall and market salespersons	18	1.2%
5212	Street food salespersons	0	
5221	Shop keepers	716	48.0%

## File : Informal\_employer

### # A110A: ISCO

Value	Label	Cases	Percentage
5222	Shop supervisors	58	3.9%
5223	Shop sales assistants	28	1.9%
5230	Cashiers and ticket clerks	19	1.3%
5241	Fashion and other models	0	
5242	Sales demonstrators	0	
5243	Door to door salespersons	0	
5244	Contact centre salespersons	0	
5245	Service station attendants	0	
5246	Food service counter attendants	10	0.7%
5249	Sales workers not elsewhere classified	3	0.2%
5311	Child care workers	0	
5312	Teachers' aides	0	
5321	Health care assistants	1	0.1%
5322	Home-based personal care workers	0	
5329	Personal care workers in health services not elsewhere class	0	
5411	Fire-fighters	0	
5412	Police officers	0	
5413	Prison guards	0	
5414	Security guards	2	0.1%
5419	Protective services workers not elsewhere classified	0	
6111	Field crop and vegetable growers	0	
6112	Tree and shrub crop growers	0	
6113	Gardeners, horticultural and nursery growers	0	
6114	Mixed crop growers	0	
6121	Livestock and dairy producers	0	
6122	Poultry producers	0	
6123	Apiarists and sericulturists	0	
6129	Animal producers not elsewhere classified	0	
6130	Mixed crop and animal producers	0	
6210	Forestry and related workers	0	
6221	Aquaculture workers	0	
6222	Inland and coastal waters fishery workers	0	
6223	Deep-sea fishery workers	0	
6224	Hunters and trappers	0	
6310	Subsistence crop farmers	1	0.1%
6320	Subsistence livestock farmers	0	
6330	Subsistence mixed crop and livestock farmers	0	
6340	Subsistence fishers, hunters, trappers and gatherers	0	
7111	House builders	0	
7112	Bricklayers and related workers	1	0.1%
7113	Stonemasons, stone cutters, splitters and carvers	0	
7114	Concrete placers, concrete finishers and related workers	0	
7115	Carpenters and joiners	22	1.5%

## File : Informal\_employer

### # A110A: ISCO

Value	Label	Cases	Percentage
7119	Building frame and related trades workers not elsewhere clas	0	
7121	Roofers	0	
7122	Floor layers and tile setters	0	
7123	Plasterers	0	
7124	Insulation workers	0	
7125	Glaziers	0	
7126	Plumbers and pipe fitters	0	
7127	Air conditioning and refrigeration mechanics	0	
7131	Painters and related workers	0	
7132	Spray painters and varnishers	0	
7133	Building structure cleaners	0	
7211	Metal moulders and coremakers	0	
7212	Welders and flamecutters	6	0.4%
7213	Sheet-metal workers	0	
7214	Structural-metal preparers and erectors	0	
7215	Riggers and cable splicers	0	
7221	Blacksmiths, hammersmiths and forging press workers	0	
7222	Toolmakers and related workers	0	
7223	Metal working machine tool setters and operators	0	
7224	Metal polishers, wheel grinders and tool sharpeners	0	
7231	Motor vehicle mechanics and repairers	2	0.1%
7232	Aircraft engine mechanics and repairers	0	
7233	Agricultural and industrial machinery mechanics and repairer	0	
7234	Bicycle and related repairers	0	
7311	Precision-instrument makers and repairers	0	
7312	Musical instrument makers and tuners	0	
7313	Jewellery and precious-metal workers	0	
7314	Potters and related workers	1	0.1%
7315	Glass makers, cutters, grinders and finishers	0	
7316	Sign writers, decorative painters, engravers and etchers	0	
7317	Handicraft workers in wood, basketry and related materials	0	
7318	Handicraft workers in textile, leather and related materials	0	
7319	Handicraft workers not elsewhere classified	0	
7321	Pre-press technicians	0	
7322	Printers	0	
7323	Print finishing and binding workers	0	
7411	Building and related electricians	0	
7412	Electrical mechanics and fitters	0	
7413	Electrical line installers and repairers	0	
7421	Electronics mechanics and servicers	1	0.1%
7422	Information and communications technology installers and ser	0	
7511	Butchers, fishmongers and related food preparers	7	0.5%
7512	Bakers, pastry-cooks and confectionery makers	4	0.3%

## File : Informal\_employer

### # A110A: ISCO

Value	Label	Cases	Percentage
7513	Dairy-products makers	2	0.1%
7514	Fruit, vegetable and related preservers	0	
7515	Food and beverage tasters and graders	0	
7516	Tobacco preparers and tobacco products makers	0	
7521	Wood treaters	0	
7522	Cabinet-makers and related workers	0	
7523	Woodworking-machine tool setters and operators	2	0.1%
7531	Tailors, dressmakers, furriers and hatters	25	1.7%
7532	Garment and related pattern-makers and cutters	4	0.3%
7533	Sewing, embroidery and related workers	0	
7534	Upholsterers and related workers	0	
7535	Pelt dressers, tanners and fellmongers	0	
7536	Shoemakers and related workers	1	0.1%
7541	Underwater divers	0	
7542	Shotfirers and blasters	0	
7543	Product graders and testers (excluding foods and beverages)	0	
7544	Fumigators and other pest and weed controllers	0	
7549	Craft and related workers not elsewhere classified	0	
8111	Miners and quarriers	0	
8112	Mineral and stone processing plant operators	0	
8113	Well drillers and borers and related workers	0	
8114	Cement, stone and other mineral products machine operators	0	
8121	Metal processing plant operators	0	
8122	Metal finishing, plating and coating machine operators	0	
8131	Chemical products plant and machine operators	0	
8132	Photographic products machine operators	0	
8141	Rubber products machine operators	0	
8142	Plastic products machine operators	0	
8143	Paper products machine operators	0	
8151	Fibre preparing, spinning and winding machine operators	0	
8152	Weaving and knitting machine operators	1	0.1%
8153	Sewing machine operators	1	0.1%
8154	Bleaching, dyeing and fabric cleaning machine operators	0	
8155	Fur and leather preparing machine operators	0	
8156	Shoemaking and related machine operators	0	
8157	Laundry machine operators	0	
8159	Textile, fur and leather products machine operators not else	0	
8160	Food and related products machine operators	19	1.3%
8171	Pulp and papermaking plant operators	0	
8172	Wood processing plant operators	0	
8181	Glass and ceramics plant operators	0	
8182	Steam engine and boiler operators	0	
8183	Packing, bottling and labelling machine operators	0	

## File : Informal\_employer

### # A110A: ISCO

Value	Label	Cases	Percentage
8189	Stationary plant and machine operators not elsewhere classif	0	
8211	Mechanical machinery assemblers	0	
8212	Electrical and electronic equipment assemblers	0	
8219	Assemblers not elsewhere classified	0	
8311	Locomotive engine drivers	0	
8312	Railway brake, signal and switch operators	0	
8321	Motorcycle drivers	1	0.1%
8322	Car, taxi and van drivers	0	
8331	Bus and tram drivers	0	
8332	Heavy truck and lorry drivers	0	
8341	Mobile farm and forestry plant operators	0	
8342	Earthmoving and related plant operators	0	
8343	Crane, hoist and related plant operators	0	
8344	Lifting truck operators	0	
8350	Ships' deck crews and related workers	0	
9111	Domestic cleaners and helpers	0	
9112	Cleaners and helpers in offices, hotels and other establishm	0	
9121	Hand launderers and pressers	1	0.1%
9122	Vehicle cleaners	0	
9123	Window cleaners	0	
9129	Other cleaning workers	0	
9211	Crop farm labourers	0	
9212	Livestock farm labourers	0	
9213	Mixed crop and livestock farm labourers	0	
9214	Garden and horticultural labourers	0	
9215	Forestry labourers	0	
9216	Fishery and aquaculture labourers	0	
9311	Mining and quarrying labourers	0	
9312	Civil engineering labourers	0	
9313	Building construction labourers	0	
9321	Hand packers	0	
9329	Manufacturing labourers not elsewhere classified	0	
9331	Hand and pedal vehicle drivers	0	
9332	Drivers of animal-drawn vehicles and machinery	0	
9333	Freight handlers	0	
9334	Shelf fillers	0	
9411	Fast food preparers	4	0.3%
9412	Kitchen helpers	1	0.1%
9510	Street and related service workers	0	
9520	Street vendors (excluding food)	0	
9611	Garbage and recycling collectors	0	
9612	Refuse sorters	0	
9613	Sweepers and related labourers	0	



## File : Informal\_employer

### # A110A: ISCO

Value	Label	Cases	Percentage
9621	Messengers, package deliverers and luggage porters	0	
9622	Odd job persons	1	0.1%
9623	Meter readers and vending-machine collectors	0	
9624	Water and firewood collectors	0	
9629	Elementary workers not elsewhere classified	1	0.1%
9999		14	0.9%
Sysmiss		173	

Warning: these figures indicate the number of cases found in the data file. They cannot be interpreted as summary statistics of the population of interest.

### # ISCO1A110A: ISCO\_FIRST\_LEVELA110A

<b>Information</b>	[Type= discrete] [Format=numeric] [Range= 1-99] [Missing=*]
<b>Statistics [NW/ W]</b>	[Valid=1491 /-] [Invalid=173 /-]

Value	Label	Cases	Percentage
1	Managers	288	19.3%
2	Professionals	22	1.5%
3	Technical and assiate professionals	19	1.3%
4	Clerical support workers	8	0.5%
5	Services and sales workers	1031	69.1%
6	Skilled agricultural, forestry and fishery workers	1	0.1%
7	Craft and related trade workers	78	5.2%
8	Plant and machine operators and assemblers	22	1.5%
9	Elementary occupations	8	0.5%
10	Armed forces occupations	0	
99	Missing values	14	0.9%
Sysmiss		173	

Warning: these figures indicate the number of cases found in the data file. They cannot be interpreted as summary statistics of the population of interest.

### # A120: Is this your main or secondary occupation / job?

<b>Information</b>	[Type= discrete] [Format=numeric] [Range= 1-2] [Missing=*]
<b>Statistics [NW/ W]</b>	[Valid=1491 /-] [Invalid=173 /-]

Value	Label	Cases	Percentage
1	Main	1230	82.5%
2	Secondary	261	17.5%
Sysmiss		173	

Warning: these figures indicate the number of cases found in the data file. They cannot be interpreted as summary statistics of the population of interest.

### # A130: What is the other occupation?

<b>Information</b>	[Type= discrete] [Format=character] [Missing=*]
<b>Statistics [NW/ W]</b>	[Valid=254 /-] [Invalid=0 /-]

Value	Label	Cases	Percentage
ABARURA AMAFRANGA		1	0.4%
AFFAIRE SOCIALE DU SECTEUR		1	0.4%

## File : Informal\_employer

### # A130: What is the other occupation?

Value	Label	Cases	Percentage
AGRI-CULTURE AND NATURAL RESSO		1	0.4%
AKABUHINZI BWIBIJUMBA		1	0.4%
ARAFOTORA		1	0.4%
ARAGENZURA		1	0.4%
ARCHIVISTE MURI NUR		1	0.4%
AYOBORA URUGANDA RWIKAWA		1	0.4%
BOUCHERIE		1	0.4%
CHAUFFEUR		3	1.2%
CHAUFFEUR (UTWARA TAX VOITURE		1	0.4%
CHEF DU PERSONNEL MURI BUFMAR		1	0.4%
COMMERCE GENERALE KURANGUZA		1	0.4%
COMPTABILITE		1	0.4%
COMPTABLE		1	0.4%
CONSULTANCE DES PROJETS		1	0.4%
CORDINATEUR		1	0.4%
DIRECTEUR WA TTC		1	0.4%
DIRECTEUR WA VTC		1	0.4%
DISTRIBUTOR WA BRALIRWA		1	0.4%
DRIVER MURI KIGALI SAFARIS		1	0.4%
ENGLISH TEACHER IN SECONDARY		1	0.4%
FINANCE OFFICER		1	0.4%
GARAGISTE		1	0.4%
GENOCIDE MEMORIAL MANAGER		1	0.4%
GUCUNGA IMITI Y'AMATUNGO		1	0.4%

## File : Informal\_employer

### # A130: What is the other occupation?

Value	Label	Cases	Percentage
GUCURA AMABUYE		1	0.4%
GUCURUZA AMATA NA FANTA		1	0.4%
GUCURUZA AMATUNGO		1	0.4%
GUCURUZA BOUTIQUE		2	0.8%
GUCURUZA IBNZOGA		1	0.4%
GUCURUZA IBYO KUNYWA		1	0.4%
GUCURUZA IFUMBIRE		1	0.4%
GUCURUZA IMBOGA		1	0.4%
GUCURUZA INKOKO		1	0.4%
GUCURUZA MURI BOUTIQUE		1	0.4%
GUCURUZA NO KUGEMURIRA ABANTU		1	0.4%
GUHINGA AMASAKA,URU		1	0.4%
GUHINGA IBIGOLI		1	0.4%
GUHINGA IBIGORI		1	0.4%
GUHINGA IBIHINGWANGU		1	0.4%
GUHINGA IBINYOMORO N'BIRAYI		1	0.4%
GUHINGA IBIRAYI		1	0.4%
GUHINGA IBISHYIMBO		3	1.2%
GUHINGA IBISHYOMBO,U		1	0.4%
GUHINGA IMYAKA		1	0.4%
GUHINGA IMYAKA ITANDUKANYE		2	0.8%
GUHINGA IMYAKA ITANDUKANYE URU		1	0.4%

## File : Informal\_employer

### # A130: What is the other occupation?

Value	Label	Cases	Percentage
GUHINGA NI KWORORA		1	0.4%
GUHINGA NO KORORA		1	0.4%
GUHINGA NO KWORORA		1	0.4%
GUHINGA UBUHINZI BW'IMYAKA ITA		1	0.4%
GUHINGA URUTOKI		1	0.4%
GUKORA IMISHINGA		1	0.4%
GUKORA MU CYAYI		1	0.4%
GUKORA TELEPHONE		1	0.4%
GUKOSORA EXAMENS NATIONALES		1	0.4%
GUSOROMA ICYAYI		1	0.4%
GUSYA		1	0.4%
GUTWARA ABAGENZI KI IGARE		1	0.4%
GUTWARA ABANTU KURI MOTO		1	0.4%
GUTWARA TAXI MOTO		1	0.4%
HEAD OF CORPORATE SERVICES		1	0.4%
HOTEL UMUBANO		1	0.4%
ICUNGAMUTUN		1	0.4%
IMODOKA ITWARA IMYAKA		1	0.4%
INFIRMIERE		1	0.4%
KOGOSHA MURI SALON		1	0.4%
KUBAKA		1	0.4%
KUBAKISHA		1	0.4%
KUBAZA KUBAKA		1	0.4%
KUDANDAZA BUTIKE		1	0.4%

## File : Informal\_employer

### # A130: What is the other occupation?

Value	Label	Cases	Percentage
KUDANDAZA IBIKORESHO BY UBWUBA		1	0.4%
KUDANDAZA IBINTU BITANDUKANY		1	0.4%
KUDANDAZA INKWETO[BOU		1	0.4%
KUDANDAZA INZOGA ZA BRARIRWA		1	0.4%
KUDODA IMYENDA		2	0.8%
KURANGUZA IBINYOBWA BYA BRLRWA		1	0.4%
KUVURA ABANTU		1	0.4%
KUVURA ABARWAYI KURI CENT.DE S		1	0.4%
KUZANIRA IFUMBIRE MINAGRI		1	0.4%
KWAKIRA AMAFARANGA		1	0.4%
KWENGA INZOGA ZIPFUNDIKIRW		1	0.4%
KWIGISHA IKINYARWAND SECONDAI		1	0.4%
KWIGISHA KUDODA		1	0.4%
KWIGISHA PRIMAIRE		1	0.4%
MACON		1	0.4%
MARKETING		2	0.8%
MECANICIEN		1	0.4%
MONITORING AND EVALUATION		1	0.4%
MOTAR		1	0.4%
MOTARD		1	0.4%
MOTOR		1	0.4%
MUCURUZI WINKWETO		1	0.4%
MUTUEL DESANTE BUSORO		1	0.4%
NDI UMUTEKINISYI		1	0.4%

## File : Informal\_employer

### # A130: What is the other occupation?

Value	Label	Cases	Percentage
NI UMUYOBOZI W'URUSENGER		1	0.4%
PASTEUR		1	0.4%
PASTOR		1	0.4%
PILOT MURI ETHIOPIAN		1	0.4%
PLANTON PSI		1	0.4%
POLICE WOMAN		1	0.4%
PREFET DES ETUDES		1	0.4%
RESTAURENT		1	0.4%
RWANDATEL TECHNICIAN NETWORKIN		1	0.4%
RWIYEMEZAMI MU BIJYANYE N'		1	0.4%
SECRETAIRE COMPTABLE DU SECTEU		1	0.4%
SECRETAIRE EXECUTIF W'AKARI		1	0.4%
SHOFEUR		1	0.4%
STUDIO PHOTO		1	0.4%
SUPERVISOR SERVICE		1	0.4%
TAILLEUR		2	0.8%
TAX MOTO		1	0.4%
TECHNICIEN		1	0.4%
TECHNICIEN MURI BRALIRWA		1	0.4%
UBUBOSHYI BW'UDUSEKE		1	0.4%
UBUCURUZI		1	0.4%
UBUCURUZI BW'IMYENDA		1	0.4%
UBUCURUZI BW'INYAMA		1	0.4%
UBUCURUZI BW'UBUCONCC		1	0.4%
UBUCURUZI BWA BOUTIQUE BWIGANJ		1	0.4%
UBUCURUZI BWIMBAHO N,AMAKARA		1	0.4%

## File : Informal\_employer

### # A130: What is the other occupation?

Value	Label	Cases	Percentage
UBUDANDAZI BWIMYAKA		1	0.4%
UBUHINZI		15	5.9%
UBUHINZI BW'AMASAKA		1	0.4%
UBUHINZI BW'AMASAKA		1	0.4%
UBUHINZI BW'IBIGORI		1	0.4%
UBUHINZI BW'IBIGORI N'IBISHYIM		2	0.8%
UBUHINZI BW'IBIRAYI		2	0.8%
UBUHINZI BW'IBISHYIMBO		2	0.8%
UBUHINZI BW'IBISHYIMO N'IBIGRI		1	0.4%
UBUHINZI BW'IBITOKI		1	0.4%
UBUHINZI BW'ICYAYI		1	0.4%
UBUHINZI BW'IKAWA		3	1.2%
UBUHINZI BW'IMYAKA		1	0.4%
UBUHINZI BW'IMYUMBAT		1	0.4%
UBUHINZI BW'IMYUMBAT		1	0.4%
UBUHINZI BW'URUTOKI		4	1.6%
UBUHINZI BWA IKAWA		1	0.4%
UBUHINZI BWORDZI		1	0.4%
UBUHINZI N'UBWORDZI		9	3.5%
UBUHINZI NGADURARUGI		1	0.4%
UBUHINZI NGANDURARU IMBOGA		1	0.4%
UBUMOTARI		1	0.4%
UBUREZI KWIGISHA MURI PRIMAIRE		1	0.4%
UBUREZI MURI PRIMAIRE		1	0.4%

## File : Informal\_employer

### # A130: What is the other occupation?

Value	Label	Cases	Percentage
UBUSHOFERI		2	0.8%
UBUSHOFERI BWA TAXI MOTO		1	0.4%
UBUURUZI BWIMYENDA		1	0.4%
UBWALIMU		1	0.4%
UBWALIMU MURI SECONDAIRE		1	0.4%
UBWARIMU		1	0.4%
UBWOROZI		1	0.4%
UBWOROZI BWINKA		1	0.4%
UBWOROZI BWAMATUNGOC		1	0.4%
UBWOROZI MU MURENGE		1	0.4%
UMUBAJI		1	0.4%
UMUCURUZI		1	0.4%
UMUCURUZI(A)		1	0.4%
UMUFOROMO KAZI		1	0.4%
UMUFUNDI[YU AMAZU]		1	0.4%
UMUHINZI		2	0.8%
UMUHINZI MU BWORDZI		1	0.4%
UMUHINZI MWORDZI		4	1.6%
UMUHINZI N,UMWORDZI		1	0.4%
UMUHINZI W'AMASAKA		1	0.4%
UMUHINZI W'IBIGOLI		1	0.4%
UMUHINZI W'IBIGORI		1	0.4%
UMUHINZI W'IBIGORI,URU		1	0.4%
UMUHINZI W'IBIRAYI		4	1.6%
UMUHINZI W'IBISHIMBO		1	0.4%
UMUHINZI W'IBISHYIMBO		3	1.2%
UMUHINZI W'IMYUMBATI		1	0.4%
UMUHINZI W'IMYUMBATI N'IBIJUMB		1	0.4%



## File : Informal\_employer

### # A130: What is the other occupation?

Value	Label	Cases	Percentage
UMUHINZI W'UMUCERI		1	0.4%
UMUHINZI W'URUTOKI N'IMBOGA		1	0.4%
UMUKANISHI W'AMAGARE		1	0.4%
UMUKOZI USORESHA		1	0.4%
UMUMOTARI		1	0.4%
UMUSECRETARI COMPTABLE		1	0.4%
UMUSHOFERI		2	0.8%
UMUSHOFERI WA TAXI VOITURE		1	0.4%
UMUYOBOZI W'IKIGO CYA MASHULI		1	0.4%
UMUYOBOZI W'ikigo		1	0.4%
UMUYOBOZI WA QUINCALLERIE		1	0.4%
UMUYOBOZI WA SALON(UGAND		1	0.4%
UMWARI GS KIZIGURO		1	0.4%
UMWARIMU		1	0.4%
UMWARIMU MURI ECOLE PRIMAIRE		1	0.4%
UMWARIMU MURI GS PYSANT W'ICYO		1	0.4%
UMWARIMU MURI PRIMAIRE		2	0.8%
UMWARIMU MURI SECONDAIRE		1	0.4%
UMWARIMU PRIMAIRE		1	0.4%
UMWARIMU W'ICYONGEREZ MURI PR		1	0.4%
UMWOROZI W'INKA		1	0.4%
UMWUBATSI		1	0.4%

## File : Informal\_employer

### # A130: What is the other occupation?

Value	Label	Cases	Percentage
URUGANDA RWENGA INZOGA		1	0.4%
UWIGISHA GUTWARA IMODOKA		1	0.4%
gucuruza restaurent		1	0.4%
ubuhinzi		1	0.4%
ubuhinzi bwibishyimbo		1	0.4%
ubushoferi		1	0.4%
umuhinzi w_imyumbati		1	0.4%

Warning: these figures indicate the number of cases found in the data file. They cannot be interpreted as summary statistics of the population of interest.

### # A130A: ISCO

**Information** [Type= discrete] [Format=numeric] [Range= 110-9999] [Missing=\*]

**Statistics [NW/ W]** [Valid=261 -/] [Invalid=1403 -/]

Value	Label	Cases	Percentage
110	Commissioned armed forces officers	0	
210	Non-commissioned armed forces officers	0	
242	Administration professionals	0	
310	Armed forces occupations, other ranks	0	
334	Administrative and specialised secretaries	0	
723	Machinery mechanics and repairers	0	
835	Ships' deck crews and related workers	0	
912	Vehicle, window, laundry and other hand cleaning workers	0	
1111	Legislators	0	
1112	Senior government officials	1	0.4%
1113	Traditional chiefs and heads of village	1	0.4%
1114	Senior officials of special-interest organizations	0	
1120	Managing directors and chief executives	0	
1211	Finance managers	1	0.4%
1212	Human resource managers	2	0.8%
1213	Policy and planning managers	0	
1219	Business services and administration managers not elsewhere	0	
1221	Sales and marketing managers	0	
1222	Advertising and public relations managers	0	
1223	Research and development managers	0	
1311	Agricultural and forestry production managers	0	
1312	Aquaculture and fisheries production managers	0	
1321	Manufacturing managers	1	0.4%
1322	Mining managers	0	
1323	Construction managers	0	
1324	Supply, distribution and related managers	2	0.8%

## File : Informal\_employer

### # A130A: ISCO

Value	Label	Cases	Percentage
1330	Information and communications technology service managers	0	
1341	Child care services managers	0	
1342	Health services managers	0	
1343	Aged care services managers	0	
1344	Social welfare managers	0	
1345	Education managers	3	1.1%
1346	Financial and insurance services branch managers	0	
1349	Professional services managers not elsewhere classified	1	0.4%
1411	Hotel managers	0	
1412	Restaurant managers	0	
1420	Retail and wholesale trade managers	1	0.4%
1431	Sports, recreation and cultural centre managers	1	0.4%
1439	Services managers not elsewhere classified	3	1.1%
2111	Physicists and astronomers	0	
2112	Meteorologists	0	
2113	Chemists	0	
2114	Geologists and geophysicists	0	
2120	Mathematicians, actuaries and statisticians	0	
2131	Biologists, botanists, zoologists and related professionals	0	
2132	Farming, forestry and fisheries advisers	0	
2133	Environmental protection professionals	0	
2141	Industrial and production engineers	1	0.4%
2142	Civil engineers	0	
2143	Environmental engineers	0	
2144	Mechanical engineers	0	
2145	Chemical engineers	0	
2146	Mining engineers, metallurgists and related professionals	0	
2149	Engineering professionals not elsewhere classified	0	
2151	Electrical engineers	0	
2152	Electronics engineers	0	
2153	Telecommunications engineers	0	
2161	Building architects	0	
2162	Landscape architects	0	
2163	Product and garment designers	0	
2164	Town and traffic planners	0	
2165	Cartographers and surveyors	0	
2166	Graphic and multimedia designers	0	
2211	Generalist medical practitioners	0	
2212	Specialist medical practitioners	0	
2221	Nursing professionals	1	0.4%
2222	Midwifery professionals	0	
2230	Traditional and complementary medicine professionals	0	
2240	Paramedical practitioners	0	

## File : Informal\_employer

### # A130A: ISCO

Value	Label	Cases	Percentage
2250	Veterinarians	0	
2261	Dentists	0	
2262	Pharmacists	0	
2263	Environmental and occupational health and hygiene profession	0	
2264	Physiotherapists	0	
2265	Dieticians and nutritionists	0	
2266	Audiologists and speech therapists	0	
2267	Optometrists and ophthalmic opticians	0	
2269	Health professionals not elsewhere classified	0	
2310	University and higher education teachers	0	
2320	Vocational education teachers	2	0.8%
2330	Secondary education teachers	4	1.5%
2341	Primary school teachers	13	5.0%
2342	Early childhood educators	0	
2351	Education methods specialists	0	
2352	Special needs teachers	0	
2353	Other language teachers	1	0.4%
2354	Other music teachers	0	
2355	Other arts teachers	0	
2356	Information technology trainers	0	
2359	Teaching professionals not elsewhere classified	0	
2411	Accountants	5	1.9%
2412	Financial and investment advisers	1	0.4%
2413	Financial analysts	1	0.4%
2421	Management and organization analysts	0	
2422	Policy administration professionals	0	
2423	Personnel and careers professionals	0	
2424	Training and staff development professionals	0	
2431	Advertising and marketing professionals	2	0.8%
2432	Public relations professionals	0	
2433	Technical and medical sales professionals (excluding ICT)	0	
2434	Information and communications technology sales professional	0	
2511	Systems analysts	0	
2512	Software developers	0	
2513	Web and multimedia developers	0	
2514	Applications programmers	0	
2519	Software and applications developers and analysts not elsewh	0	
2521	Database designers and administrators	0	
2522	Systems administrators	0	
2523	Computer network professionals	0	
2529	Database and network professionals not elsewhere classified	0	
2611	Lawyers	0	
2612	Judges	0	

## File : Informal\_employer

### # A130A: ISCO

Value	Label	Cases	Percentage
2619	Legal professionals not elsewhere classified	0	
2621	Archivists and curators	0	
2622	Librarians and related information professionals	0	
2631	Economists	0	
2632	Sociologists, anthropologists and related professionals	0	
2633	Philosophers, historians and political scientists	0	
2634	Psychologists	0	
2635	Social work and counselling professionals	0	
2636	Religious professionals	3	1.1%
2641	Authors and related writers	0	
2642	Journalists	0	
2643	Translators, interpreters and other linguists	0	
2651	Visual artists	0	
2652	Musicians, singers and composers	0	
2653	Dancers and choreographers	0	
2654	Film, stage and related directors and producers	0	
2655	Actors	0	
2656	Announcers on radio, television and other media	0	
2659	Creative and performing artists not elsewhere classified	0	
3111	Chemical and physical science technicians	0	
3112	Civil engineering technicians	0	
3113	Electrical engineering technicians	0	
3114	Electronics engineering technicians	0	
3115	Mechanical engineering technicians	0	
3116	Chemical engineering technicians	0	
3117	Mining and metallurgical technicians	0	
3118	Draughtspersons	0	
3119	Physical and engineering science technicians not elsewhere c	0	
3121	Mining supervisors	0	
3122	Manufacturing supervisors	0	
3123	Construction supervisors	1	0.4%
3131	Power production plant operators	0	
3132	Incinerator and water treatment plant operators	0	
3133	Chemical processing plant controllers	0	
3134	Petroleum and natural gas refining plant operators	0	
3135	Metal production process controllers	0	
3139	Process control technicians not elsewhere classified	0	
3141	Life science technicians (excluding medical)	0	
3142	Agricultural technicians	1	0.4%
3143	Forestry technicians	0	
3151	Ships' engineers	0	
3152	Ships' deck officers and pilots	0	
3153	Aircraft pilots and related associate professionals	0	

## File : Informal\_employer

### # A130A: ISCO

Value	Label	Cases	Percentage
3154	Air traffic controllers	0	
3155	Air traffic safety electronics technicians	0	
3211	Medical imaging and therapeutic equipment technicians	0	
3212	Medical and pathology laboratory technicians	0	
3213	Pharmaceutical technicians and assistants	0	
3214	Medical and dental prosthetic technicians	0	
3221	Nursing associate professionals	2	0.8%
3222	Midwifery associate professionals	0	
3230	Traditional and complementary medicine associate professiona	0	
3240	Veterinary technicians and assistants	0	
3251	Dental assistants and therapists	0	
3252	Medical records and health information technicians	1	0.4%
3253	Community health workers	0	
3254	Dispensing opticians	0	
3255	Physiotherapy technicians and assistants	0	
3256	Medical assistants	1	0.4%
3257	Environmental and occupational health inspectors and associa	0	
3258	Ambulance workers	1	0.4%
3259	Health associate professionals not elsewhere classified	0	
3311	Securities and finance dealers and brokers	0	
3312	Credit and loans officers	0	
3313	Accounting associate professionals	0	
3314	Statistical, mathematical and related associate professional	0	
3315	Valuers and loss assessors	0	
3321	Insurance representatives	0	
3322	Commercial sales representatives	0	
3323	Buyers	0	
3324	Trade brokers	0	
3331	Clearing and forwarding agents	0	
3332	Conference and event planners	0	
3333	Employment agents and contractors	0	
3334	Real estate agents and property managers	0	
3339	Business services agents not elsewhere classified	0	
3341	Office supervisors	0	
3342	Legal secretaries	0	
3343	Administrative and executive secretaries	0	
3344	Medical secretaries	0	
3351	Customs and border inspectors	0	
3352	Government tax and excise officials	1	0.4%
3353	Government social benefits officials	0	
3354	Government licensing officials	0	
3355	Police inspectors and detectives	0	
3359	Regulatory government associate professionals not elsewhere	0	

## File : Informal\_employer

### # A130A: ISCO

Value	Label	Cases	Percentage
3411	Police inspectors and detectives	0	
3412	Social work associate professionals	2	0.8%
3413	Religious associate professionals	0	
3421	Athletes and sports players	0	
3422	Sports coaches, instructors and officials	0	
3423	Fitness and recreation instructors and program leaders	0	
3431	Photographers	2	0.8%
3432	Interior designers and decorators	0	
3433	Gallery, museum and library technicians	0	
3434	Chefs	0	
3435	Other artistic and cultural associate professionals	0	
3511	Information and communications technology operations technic	1	0.4%
3512	Information and communications technology user support techn	0	
3513	Computer network and systems technicians	0	
3514	Web technicians	0	
3521	Broadcasting and audio-visual technicians	0	
3522	Telecommunications engineering technicians	0	
4110	General office clerks	0	
4120	Secretaries (general)	0	
4131	Typists and word processing operators	0	
4132	Data entry clerks	0	
4211	Bank tellers and related clerks	0	
4212	Bookmakers, croupiers and related gaming workers	0	
4213	Pawnbrokers and money-lenders	0	
4214	Debt-collectors and related workers	0	
4221	Travel consultants and clerks	0	
4222	Contact centre information clerks	0	
4223	Telephone switchboard operators	0	
4224	Hotel receptionists	0	
4225	Enquiry clerks	0	
4226	Receptionists (general)	0	
4227	Survey and market research interviewers	1	0.4%
4229	Client information workers not elsewhere classified	0	
4311	Accounting and bookkeeping clerks	0	
4312	Statistical, finance and insurance clerks	0	
4313	Payroll clerks	0	
4321	Stock clerks	1	0.4%
4322	Production clerks	0	
4323	Transport clerks	0	
4411	Library clerks	0	
4412	Mail carriers and sorting clerks	0	
4413	Coding, proof-reading and related clerks	0	
4414	Scribes and related workers	0	

## File : Informal\_employer

### # A130A: ISCO

Value	Label	Cases	Percentage
4415	Filing and copying clerks	0	
4416	Personnel clerks	0	
4419	Clerical support workers not elsewhere classified	1	0.4%
5111	Travel attendants and travel stewards	0	
5112	Transport conductors	0	
5113	Travel guides	0	
5120	Cooks	0	
5131	Waiters	2	0.8%
5132	Bartenders	1	0.4%
5141	Hairdressers	1	0.4%
5142	Beauticians and related workers	0	
5151	Cleaning and housekeeping supervisors in offices, hotels and	0	
5152	Domestic housekeepers	0	
5153	Building caretakers	0	
5161	Astrologers, fortune-tellers and related workers	0	
5162	Companions and valets	0	
5163	Undertakers and embalmers	0	
5164	Pet groomers and animal care workers	0	
5165	Driving instructors	0	
5169	Personal services workers not elsewhere classified	0	
5211	Stall and market salespersons	6	2.3%
5212	Street food salespersons	0	
5221	Shop keepers	20	7.7%
5222	Shop supervisors	2	0.8%
5223	Shop sales assistants	4	1.5%
5230	Cashiers and ticket clerks	3	1.1%
5241	Fashion and other models	0	
5242	Sales demonstrators	0	
5243	Door to door salespersons	0	
5244	Contact centre salespersons	0	
5245	Service station attendants	0	
5246	Food service counter attendants	2	0.8%
5249	Sales workers not elsewhere classified	0	
5311	Child care workers	0	
5312	Teachers' aides	0	
5321	Health care assistants	0	
5322	Home-based personal care workers	0	
5329	Personal care workers in health services not elsewhere class	0	
5411	Fire-fighters	0	
5412	Police officers	1	0.4%
5413	Prison guards	0	
5414	Security guards	0	
5419	Protective services workers not elsewhere classified	0	



## File : Informal\_employer

### # A130A: ISCO

Value	Label	Cases	Percentage
6111	Field crop and vegetable growers	22	8.4%
6112	Tree and shrub crop growers	5	1.9%
6113	Gardeners, horticultural and nursery growers	0	
6114	Mixed crop growers	15	5.7%
6121	Livestock and dairy producers	4	1.5%
6122	Poultry producers	0	
6123	Apiarists and sericulturists	0	
6129	Animal producers not elsewhere classified	0	
6130	Mixed crop and animal producers	10	3.8%
6210	Forestry and related workers	0	
6221	Aquaculture workers	0	
6222	Inland and coastal waters fishery workers	0	
6223	Deep-sea fishery workers	0	
6224	Hunters and trappers	0	
6310	Subsistence crop farmers	33	12.6%
6320	Subsistence livestock farmers	0	
6330	Subsistence mixed crop and livestock farmers	9	3.4%
6340	Subsistence fishers, hunters, trappers and gatherers	0	
7111	House builders	4	1.5%
7112	Bricklayers and related workers	0	
7113	Stonemasons, stone cutters, splitters and carvers	0	
7114	Concrete placers, concrete finishers and related workers	0	
7115	Carpenters and joiners	2	0.8%
7119	Building frame and related trades workers not elsewhere clas	0	
7121	Roofers	0	
7122	Floor layers and tile setters	0	
7123	Plasterers	0	
7124	Insulation workers	0	
7125	Glaziers	0	
7126	Plumbers and pipe fitters	0	
7127	Air conditioning and refrigeration mechanics	0	
7131	Painters and related workers	0	
7132	Spray painters and varnishers	0	
7133	Building structure cleaners	0	
7211	Metal moulders and coremakers	0	
7212	Welders and flamecutters	0	
7213	Sheet-metal workers	0	
7214	Structural-metal preparers and erectors	0	
7215	Riggers and cable splicers	0	
7221	Blacksmiths, hammersmiths and forging press workers	0	
7222	Toolmakers and related workers	0	
7223	Metal working machine tool setters and operators	0	
7224	Metal polishers, wheel grinders and tool sharpeners	0	

## File : Informal\_employer

### # A130A: ISCO

Value	Label	Cases	Percentage
7231	Motor vehicle mechanics and repairers	2	0.8%
7232	Aircraft engine mechanics and repairers	0	
7233	Agricultural and industrial machinery mechanics and repairer	0	
7234	Bicycle and related repairers	1	0.4%
7311	Precision-instrument makers and repairers	0	
7312	Musical instrument makers and tuners	0	
7313	Jewellery and precious-metal workers	0	
7314	Potters and related workers	0	
7315	Glass makers, cutters, grinders and finishers	0	
7316	Sign writers, decorative painters, engravers and etchers	0	
7317	Handicraft workers in wood, basketry and related materials	1	0.4%
7318	Handicraft workers in textile, leather and related materials	0	
7319	Handicraft workers not elsewhere classified	0	
7321	Pre-press technicians	0	
7322	Printers	0	
7323	Print finishing and binding workers	0	
7411	Building and related electricians	0	
7412	Electrical mechanics and fitters	1	0.4%
7413	Electrical line installers and repairers	0	
7421	Electronics mechanics and servicers	1	0.4%
7422	Information and communications technology installers and ser	0	
7511	Butchers, fishmongers and related food preparers	1	0.4%
7512	Bakers, pastry-cooks and confectionery makers	0	
7513	Dairy-products makers	0	
7514	Fruit, vegetable and related preservers	0	
7515	Food and beverage tasters and graders	0	
7516	Tobacco preparers and tobacco products makers	0	
7521	Wood treaters	0	
7522	Cabinet-makers and related workers	0	
7523	Woodworking-machine tool setters and operators	0	
7531	Tailors, dressmakers, furriers and hatters	4	1.5%
7532	Garment and related pattern-makers and cutters	0	
7533	Sewing, embroidery and related workers	0	
7534	Upholsterers and related workers	0	
7535	Pelt dressers, tanners and fellmongers	0	
7536	Shoemakers and related workers	0	
7541	Underwater divers	0	
7542	Shotfirers and blasters	0	
7543	Product graders and testers (excluding foods and beverages)	0	
7544	Fumigators and other pest and weed controllers	0	
7549	Craft and related workers not elsewhere classified	0	
8111	Miners and quarriers	0	
8112	Mineral and stone processing plant operators	0	

## File : Informal\_employer

### # A130A: ISCO

Value	Label	Cases	Percentage
8113	Well drillers and borers and related workers	0	
8114	Cement, stone and other mineral products machine operators	0	
8121	Metal processing plant operators	0	
8122	Metal finishing, plating and coating machine operators	0	
8131	Chemical products plant and machine operators	0	
8132	Photographic products machine operators	0	
8141	Rubber products machine operators	0	
8142	Plastic products machine operators	0	
8143	Paper products machine operators	0	
8151	Fibre preparing, spinning and winding machine operators	0	
8152	Weaving and knitting machine operators	0	
8153	Sewing machine operators	0	
8154	Bleaching, dyeing and fabric cleaning machine operators	0	
8155	Fur and leather preparing machine operators	0	
8156	Shoemaking and related machine operators	0	
8157	Laundry machine operators	0	
8159	Textile, fur and leather products machine operators not else	0	
8160	Food and related products machine operators	2	0.8%
8171	Pulp and papermaking plant operators	0	
8172	Wood processing plant operators	0	
8181	Glass and ceramics plant operators	0	
8182	Steam engine and boiler operators	0	
8183	Packing, bottling and labelling machine operators	0	
8189	Stationary plant and machine operators not elsewhere classif	0	
8211	Mechanical machinery assemblers	0	
8212	Electrical and electronic equipment assemblers	0	
8219	Assemblers not elsewhere classified	0	
8311	Locomotive engine drivers	0	
8312	Railway brake, signal and switch operators	0	
8321	Motorcycle drivers	10	3.8%
8322	Car, taxi and van drivers	12	4.6%
8331	Bus and tram drivers	0	
8332	Heavy truck and lorry drivers	0	
8341	Mobile farm and forestry plant operators	0	
8342	Earthmoving and related plant operators	0	
8343	Crane, hoist and related plant operators	0	
8344	Lifting truck operators	0	
8350	Ships' deck crews and related workers	0	
9111	Domestic cleaners and helpers	0	
9112	Cleaners and helpers in offices, hotels and other establishm	1	0.4%
9121	Hand launderers and pressers	0	
9122	Vehicle cleaners	0	
9123	Window cleaners	0	

## File : Informal\_employer

### # A130A: ISCO

Value	Label	Cases	Percentage
9129	Other cleaning workers	0	
9211	Crop farm labourers	1	0.4%
9212	Livestock farm labourers	0	
9213	Mixed crop and livestock farm labourers	0	
9214	Garden and horticultural labourers	0	
9215	Forestry labourers	0	
9216	Fishery and aquaculture labourers	0	
9311	Mining and quarrying labourers	1	0.4%
9312	Civil engineering labourers	0	
9313	Building construction labourers	0	
9321	Hand packers	0	
9329	Manufacturing labourers not elsewhere classified	2	0.8%
9331	Hand and pedal vehicle drivers	1	0.4%
9332	Drivers of animal-drawn vehicles and machinery	0	
9333	Freight handlers	0	
9334	Shelf fillers	0	
9411	Fast food preparers	0	
9412	Kitchen helpers	0	
9510	Street and related service workers	0	
9520	Street vendors (excluding food)	0	
9611	Garbage and recycling collectors	0	
9612	Refuse sorters	0	
9613	Sweepers and related labourers	0	
9621	Messengers, package deliverers and luggage porters	0	
9622	Odd job persons	0	
9623	Meter readers and vending-machine collectors	0	
9624	Water and firewood collectors	0	
9629	Elementary workers not elsewhere classified	0	
9999		7	2.7%
Sysmiss		1403	

Warning: these figures indicate the number of cases found in the data file. They cannot be interpreted as summary statistics of the population of interest.

### # ISCO1A130A: ISCO\_FIRST\_LEVELA130A

Value	Label	Cases	Percentage
1	Managers	17	6.5%
2	Professionals	34	13.0%
3	Technical and associate professionals	13	5.0%
4	Clerical support workers	3	1.1%
5	Services and sales workers	42	16.1%
6	Skilled agricultural, forestry and fishery workers	98	37.5%
7	Craft and related trade workers	17	6.5%
8	Plant and machine operators and assemblers	24	9.2%

## File : Informal\_employer

### # ISCO1A130A: ISCO\_FIRST\_LEVELA130A

Value	Label	Cases	Percentage
9	Elementary occupations	6	2.3%
10	Armed forces occupations	0	
99	Missing values	7	2.7%
Sysmiss		1403	

Warning: these figures indicate the number of cases found in the data file. They cannot be interpreted as summary statistics of the population of interest.

### # A140: Does your current job match your off.education?

<b>Information</b>	[Type= discrete] [Format=numeric] [Range= 1-9] [Missing=*]
<b>Statistics [NW/ W]</b>	[Valid=1491 /-] [Invalid=173 /-]

Value	Label	Cases	Percentage
1	Yes	819	54.9%
2	No (other job than qualific.)	259	17.4%
3	No (lower level than qualific.)	149	10.0%
4	No (higher level than qualif.)	23	1.5%
5	Not applicable (no training)	240	16.1%
9	Not stated	1	0.1%
Sysmiss		173	

Warning: these figures indicate the number of cases found in the data file. They cannot be interpreted as summary statistics of the population of interest.

### # A150: Is this your first employment in Rwanda after reaching 15 years old

<b>Information</b>	[Type= discrete] [Format=numeric] [Range= 1-9] [Missing=*]
<b>Statistics [NW/ W]</b>	[Valid=1491 /-] [Invalid=173 /-]

Value	Label	Cases	Percentage
1	Yes	772	51.8%
2	No	719	48.2%
9	Not stated	0	
Sysmiss		173	

Warning: these figures indicate the number of cases found in the data file. They cannot be interpreted as summary statistics of the population of interest.

### # A151: What kind of establishment did you work for before joining your current employer?

<b>Information</b>	[Type= discrete] [Format=numeric] [Range= 1-9] [Missing=*]
<b>Statistics [NW/ W]</b>	[Valid=719 /-] [Invalid=945 /-]

Value	Label	Cases	Percentage
1	Ministry and Other institutions	142	19.7%
2	Parastatal	4	0.6%
3	Company	515	71.6%
4	Co-operative / SACCO	13	1.8%
5	NGO/CSO/CBO	14	1.9%
6	Other	30	4.2%
9	Not stated	1	0.1%
Sysmiss		945	

Warning: these figures indicate the number of cases found in the data file. They cannot be interpreted as summary statistics of the population of interest.

### # A151S: Other-Specify

<b>Information</b>	[Type= discrete] [Format=character] [Missing=*]
<b>Statistics [NW/ W]</b>	[Valid=31 /-] [Invalid=0 /-]

Value	Label	Cases	Percentage
3UBUKANISHI		1	3.2%
ABIKORERA		1	3.2%
ARIKORERA		1	3.2%
BOUTIQUE IDANDA		1	3.2%
GUCURUZA IMYEND		1	3.2%
KUBAGA AMATUNGO		1	3.2%
KWIKORERA		1	3.2%
KWIKORERA IBIRA		1	3.2%
KWORORA		1	3.2%
MURUGO		1	3.2%
UBUHINZI		2	6.5%
UDUCONSHO		1	3.2%
UMUHINZI W'IBIJ		1	3.2%
UMURYANGO GUHIN		1	3.2%
URUGO		2	6.5%
YACURUGA INYAMA		1	3.2%
YACURUZAGIN		1	3.2%
YARIKOREGA		1	3.2%
YARIKORERAG		10	32.3%
YCURUJE AMTUNGO		1	3.2%

Warning: these figures indicate the number of cases found in the data file. They cannot be interpreted as summary statistics of the population of interest.

### # A152: What was your employment status?

<b>Information</b>	[Type= discrete] [Format=numeric] [Range= 1-9] [Missing=*]
<b>Statistics [NW/ W]</b>	[Valid=719 /-] [Invalid=945 /-]

Value	Label	Cases	Percentage
1	Own account worker	328	45.6%
2	Employer	16	2.2%
3	Employee	366	50.9%
4	Unpaid family worker	5	0.7%
9	Not stated	4	0.6%
Sysmiss		945	

Warning: these figures indicate the number of cases found in the data file. They cannot be interpreted as summary statistics of the population of interest.

### # A153: Establishment's main economic activity?

<b>Information</b>	[Type= discrete] [Format=character] [Missing=*]
<b>Statistics [NW/ W]</b>	[Valid=715 /-] [Invalid=0 /-]

# A153: Establishment's main economic activity?

Value	Label	Cases	Percentage
ABANTU BIGENGA		1	0.1%
ABIHAYIMANA		1	0.1%
AKABARI		2	0.3%
AKABARI KINZOGA ZAKINYARWAN		1	0.1%
AKARERE KA BICUMBI		1	0.1%
AKARERE KA NYARUGENGE		1	0.1%
ALIMENTATION		2	0.3%
AMASHURI Y;ISUMUBUYE		1	0.1%
ASOFERWA		1	0.1%
ATELIER DE COUTURE		1	0.1%
ATELIER DE COUTURE		1	0.1%
ATELIER DE MENUISERIE		1	0.1%
ATELIER DES ARTS CERAMIQUE		1	0.1%
ATELIER Y'INKWETO		1	0.1%
ATELIER Y'UBUBAJI		1	0.1%
BAHINGAGA INANASI		1	0.1%
BANK		1	0.1%
BAR		1	0.1%
BAR RESTAURANT		1	0.1%
BAR,GUCURUZ INZOGA		1	0.1%
BARANGUZAG, AMANERA		1	0.1%
BASANA AMAPNEUS		1	0.1%
BIGISHA ABARIMU/ UBUREZI		1	0.1%
BM CONSTRUCTION BATIMENT		1	0.1%
BOULANGERIE		2	0.3%
BOULANGERIE ITEKA		1	0.1%
BOUTIQUE		7	1.0%
BOUTIQUE ICURUZA UBUCONSHO		1	0.1%

# A153: Establishment's main economic activity?

Value	Label	Cases	Percentage
BOUTIQUE IDANDA ZAZA AMASAKA		1	0.1%
BOUTIQUE IDANDA ZAZA IMYUNYU,ISUK		1	0.1%
BOUTIQUE IDANDA ZAZA UBUCONSHO		1	0.1%
BOUTIQUE YIGANJEMO AMASUKARI		1	0.1%
BOUTIQUE YIGANJEMO IBYOKURYA		1	0.1%
BOUTIQUE(KUF		1	0.1%
BUREAU D'AUDIT ET DECLARATION		1	0.1%
BUSINESS OF SUPPLYS		1	0.1%
CANTEEN		1	0.1%
CANTINE		1	0.1%
CENTRE DE SANTE		1	0.1%
COMMERCE(DA DES HABITS		1	0.1%
CONSTRUCTION		2	0.3%
COOP(GUTWAR AMAGARE)		1	0.1%
COPERATIVE Y'ABAHINZI		1	0.1%
CYABURAGA TRANSPORT		1	0.1%
CYAKORAGA ICYAYI(URUGA		1	0.1%
CYATEKAGA IBIDIYA		1	0.1%
DEDOUANEME		1	0.1%
DEFENSE NATIONAL		1	0.1%
DEFENSE NATIONALE		1	0.1%
DEPOT Y'INZOGA		1	0.1%
DEPOT YA BIERRE		1	0.1%
DEVELOPPEME COMMUNAUTA		1	0.1%
DEVELOPPEME RURAL		1	0.1%
DISPENSARE LA CHARITE		1	0.1%



# A153: Establishment's main economic activity?

Value	Label	Cases	Percentage
DISPENSARY UBUVUZI BW'ABANTU		1	0.1%
EDUCATION		2	0.3%
ELECTROGAZ(C AMAZI)		1	0.1%
ENSEIGNEMEN' PRIMAIRE		1	0.1%
ENTREPRISE Y'UBWUBATSI		1	0.1%
ENTREPRISE DE CONSTRUCTION		2	0.3%
ENTREPRISE ZUBAKA		1	0.1%
EWSA		1	0.1%
GARAGE		3	0.4%
GARAGE MOTO		1	0.1%
GARAGE Y'IBINYABIZIG.		1	0.1%
GENERAL CONSTRUCTION		1	0.1%
GENERAL SUPPLIER SERVICES		1	0.1%
GEREZA		1	0.1%
GISHINZWE INGUFU ZAMASHANYA		1	0.1%
GUCA IMANZA		1	0.1%
GUCUKURA GASEGERETI		1	0.1%
GUCUKURA AMABUYE		2	0.3%
GUCUNGA UMUTEKANO		2	0.3%
GUCUNGA UMUTEKANO W'IGIHUGU		2	0.3%
GUCUNGA UMUTEKANO WIGIHUGU		1	0.1%
GUCUNGA UMUTEKANO(M		1	0.1%
GUCURUZA		3	0.4%
GUCURUZA AMAKARITA		1	0.1%
GUCURUZA AMAMESA MWISOKO		1	0.1%

# A153: Establishment's main economic activity?

Value	Label	Cases	Percentage
GUCURUZA AMANDAZI N'ICYAYI		1	0.1%
GUCURUZA AMATA		2	0.3%
GUCURUZA AMATA NA FANTA		1	0.1%
GUCURUZA AMATUNGO		2	0.3%
GUCURUZA BOUTIQUE		1	0.1%
GUCURUZA CASSETTE		1	0.1%
GUCURUZA IBIRAHURI		1	0.1%
GUCURUZA IBISHYIMBO		1	0.1%
GUCURUZA IKAWA YUMYE		1	0.1%
GUCURUZA IKIGAGE		1	0.1%
GUCURUZA IMBUTO		1	0.1%
GUCURUZA IMYAKA		4	0.6%
GUCURUZA IMYAKA KU BIRO		1	0.1%
GUCURUZA IMYENDA		1	0.1%
GUCURUZA IMYENDA ADANDAZA		1	0.1%
GUCURUZA IMYENDA MU ISOKO		1	0.1%
GUCURUZA IMYENDA Y'ABAGABO N'A		1	0.1%
GUCURUZA IMYENDA YA CAGUWA		1	0.1%
GUCURUZA INKWETO ZA CAGUWA		1	0.1%
GUCURUZA INYAMA		2	0.3%
GUCURUZA INYAMA BOUCHERIE		1	0.1%
GUCURUZA INYANYA,IBITC		1	0.1%

# A153: Establishment's main economic activity?

Value	Label	Cases	Percentage
GUCURUZA INZOGA		2	0.3%
GUCURUZA MUKABARI		1	0.1%
GUCURUZA NO GUKORA IMIGATI		1	0.1%
GUCURUZA SERVICE ZA INTERNET		1	0.1%
GUCURUZA UBUCONCO		3	0.4%
GUCURUZA UBUCONSHO		3	0.4%
GUCURUZA UDUONCO		1	0.1%
GUCURUZA UMURIRO		1	0.1%
GUCURUZA(KU		1	0.1%
GUCURUZA,KU IMYENDA		1	0.1%
GUFASHA ABATISHOBOY		1	0.1%
GUFASHA IMIRYANGO IKENYE		1	0.1%
GUFASHA IMPFUBYI		1	0.1%
GUFASHA IMPFUBYI ABAPHA KAZI		1	0.1%
GUFOTORA		2	0.3%
GUHINGA		2	0.3%
GUHINGA AMASAKA		1	0.1%
GUHINGA IBIJUMBA		1	0.1%
GUHINGA IBIRAYI		2	0.3%
GUHINGA IBISHYIMBO		6	0.8%
GUHINGA IMYUMBATI		1	0.1%
GUHINGA NO KORORA		1	0.1%
GUHINGA URUTOKI,IBISH		1	0.1%
GUKANIKA AMAGARE		1	0.1%
GUKORA CIMENT		1	0.1%
GUKORA IBINYABIZIGA		1	0.1%

# A153: Establishment's main economic activity?

Value	Label	Cases	Percentage
GUKORA IBIRINGITI		1	0.1%
GUKORA ICYAYI		1	0.1%
GUKORA ICYAYI(URUGA		1	0.1%
GUKORA IFARINI		1	0.1%
GUKORA IMIGATI NAMANDAZI		1	0.1%
GUKORA IMUHANDA&G' AMAZI		1	0.1%
GUKORA INTEBE N'AMEZA BIBAJE		1	0.1%
GUKORA PEPINIERE		1	0.1%
GUKURIKIRAN. UBUZIMA N'ISUKU		1	0.1%
GUSANA IBYANGIRITSE BYA MOTO		1	0.1%
GUTANGA AMASHANYAR N'AMAZI		1	0.1%
GUTANGA AMAZI MU BICE BYICYARO		1	0.1%
GUTANGA SERVICES KU BATURAGE		1	0.1%
GUTANGA UBUMENYI		1	0.1%
GUTANGA UBUMENYI SHURI		1	0.1%
GUTANGA UBURERE N'UBUMENYI		1	0.1%
GUTANGA UBUREZI MURI SECONDAIR		2	0.3%
GUTEKA IMIGATI		1	0.1%
GUTEZA IMBERE ICYARO		1	0.1%
GUTEZA IMBERE UBUHINZI,UBW		1	0.1%

# A153: Establishment's main economic activity?

Value	Label	Cases	Percentage
GUTUMIZA AMAMODOKA		1	0.1%
GUTUNGANYA IMISATSI		2	0.3%
GUTWARA ABAGENZI		4	0.6%
GUTWARA ABAGENZI (TAXI BUS)		1	0.1%
GUTWARA ABAGENZI KURI MOTO		1	0.1%
GUTWARA ABAGENZI KWIGARE		1	0.1%
GUTWARA ABANTU		4	0.6%
GUTWARA ABANTU N'IBINTU		5	0.7%
GUTWARA ABANTU N'IBINTU KU IGA		1	0.1%
GUTWARA BAAGENZI		1	0.1%
GUTWARA IBINTU		1	0.1%
GUTWARA IMIZIGO		1	0.1%
GUTWARA TAX		1	0.1%
GUTWIKA AMATAFARI		1	0.1%
HOPITAL		1	0.1%
HOTEL		3	0.4%
HOTEL BLUE SKY		1	0.1%
HOTEL ICUMBIKIRA ABANTU		1	0.1%
HOTEL IMBUTO Z'AMAHORO		1	0.1%
HOTEL LA PALME		1	0.1%
HOTELE		1	0.1%
IBIJYANYE NINDEGE		1	0.1%
IBIKORESHO BIKOZE MU MPU		1	0.1%
IBIRAKA BYO GUSUKA		1	0.1%

# A153: Establishment's main economic activity?

Value	Label	Cases	Percentage
IBJYANYE N'UBWUBATSI		1	0.1%
IBYUBWUBATS		1	0.1%
IBYUMA BISYA		1	0.1%
ICYUMA GISYA IMYUMBATI		1	0.1%
IDUKA IDANDAZA		1	0.1%
IGISIRIKARE		5	0.7%
IGISIRIKARE CY'URWANDA		1	0.1%
IGISIRIKARI		1	0.1%
IKIGO CY'ABIHAYE IMANA		1	0.1%
IKIGO CY'AMASHURI		1	0.1%
IKIGO CY'UBUBAJI		1	0.1%
IKIGO CY'UBUDOZI BW'IMYENDA		1	0.1%
IKIGO CY'UBUREZI		1	0.1%
IKIGO CYA UN		1	0.1%
IKIGO GISHINZWE KUBAKA AMAZU		1	0.1%
IKIGO KIDODA IMYENDA		1	0.1%
IKIGO NDERABUZIMA		1	0.1%
IMBAHO ZO KUBAZA		1	0.1%
IMIRIMO Y'URUGO		2	0.3%
IMIRIMO YO MURUGO		1	0.1%
IMIRIMO YOMURUGO		1	0.1%
IMIRIMO YUBUHINZI BWIBIRAYI		1	0.1%
IMPRESSION ET PHOTOCOPIAGE		1	0.1%
INSHUTI MUBUZIMA		1	0.1%
INZEGO Z'IBANZE		1	0.1%

# A153: Establishment's main economic activity?

Value	Label	Cases	Percentage
INZEGO Z'UBUYOBOZI MU KARERE		1	0.1%
ITORERO PANTECOSTAL		1	0.1%
IVUGA BUTUMWA		1	0.1%
IVUGABUTUMV		1	0.1%
IVUGABUTUMV MURI EPR		1	0.1%
KABOYE SUGAR WORKS		1	0.1%
KARI AKABARI K'INZOGA N'ICYOKE		1	0.1%
KIGO CYA GISIRIKARE		1	0.1%
KOGOSHA		5	0.7%
KOGOSHA IMISATSI		2	0.3%
KOGOSHA(SAL DE COIFFURE)		1	0.1%
KORORA AMATUNGO MAGUFI		1	0.1%
KUBAGA AAMATUNGO		1	0.1%
KUBAGA INKA		1	0.1%
KUBAKA		3	0.4%
KUBAKA AMAZU		1	0.1%
KUBAKA AMAZU ACIRIRITSE		1	0.1%
KUBAZA		6	0.8%
KUBAZA IBIKORESHO BINYURANYE		1	0.1%
KUBAZA IBIKORESHO BYO MU RUGO		1	0.1%
KUBAZA IBIKORESHO BYO MUNZU		1	0.1%
KUBAZA IMBAHO		1	0.1%
KUBAZA INZUGI N'INTEBE		1	0.1%

# A153: Establishment's main economic activity?

Value	Label	Cases	Percentage
KUBIKA NO KUGURIZA AMAFARANGA		1	0.1%
KUBOHA IMIPIRA		1	0.1%
KUBUMBA AMATAFARI		1	0.1%
KUBUMBANA NO GUTEKA AMATAFARI		1	0.1%
KUBUNGABUN UBUZIMA BW'ABANTU		1	0.1%
KUDANDAZA		4	0.6%
KUDANDAZA BOUTIQUE		1	0.1%
KUDANDAZA IBICURUZWA		1	0.1%
KUDANDAZA IBIRIBWA		1	0.1%
KUDANDAZA IDUKA		1	0.1%
KUDANDAZA IMYENDA		4	0.6%
KUDANDAZA INKWETO		1	0.1%
KUDANDAZA MURI BOUTIQUE		1	0.1%
KUDANDAZA TUSSUS IBITAMBARO		1	0.1%
KUDANDAZA UBUCONCO		1	0.1%
KUDANDAZA UBUCONSHO		1	0.1%
KUDANDAZA UBUNCOSHO BWIGANJEMO		1	0.1%
KUDANZA UBUCONCO BW'IBIRIBWA		1	0.1%
KUDETAYA UBUCONCO		1	0.1%
KUDODA		3	0.4%
KUDODA IMYENDA		4	0.6%
KUGOSHA ABANTU		1	0.1%
KUGURA AMAMODOKA NO KUYAGURISH		1	0.1%



# A153: Establishment's main economic activity?

Value	Label	Cases	Percentage
KUGURA NO GUCURUZA INKA		1	0.1%
KUGURISHA IBYO KURYA BITETSE		1	0.1%
KUGURISHA IKAWA YUMYE		1	0.1%
KUGURISHA INKA NKE		1	0.1%
KUNDADAZA ITOMATI		1	0.1%
KURANGURA NO GUCURUZA UBUCONCO		1	0.1%
KURANGURA NO KURANGUZA IMYAKA		1	0.1%
KURANGURA NO KURANGUZA INZOGA		1	0.1%
KURANGUZA AMAKARA		1	0.1%
KURANGUZA AMATA		1	0.1%
KURANGUZA IMIGATI		1	0.1%
KURANGUZA IMYENDA		1	0.1%
KURANGUZA INZOGA		2	0.3%
KURANGUZA PIECES Z'IMODOKA		1	0.1%
KURANGWA NO KUBIKA DEPOT IMYAK		1	0.1%
KURERA IMFUBYI		1	0.1%
KURINDA IGIHUGU		1	0.1%
KURINDA UBUSUGIRE BW'IGIHUGU		1	0.1%
KURINDA UDUSUGIRE BW'IGIHUGU		1	0.1%
KURINDA UMUTEKANO		2	0.3%
KURINDA UMUTEKANO W'IGIHUGU		2	0.3%

# A153: Establishment's main economic activity?

Value	Label	Cases	Percentage
KURWANYA ISURI		1	0.1%
KUVURA		1	0.1%
KUVURA ABARWAYI		1	0.1%
KUVURA[C.SAN		1	0.1%
KUZAMURA ICYARO		1	0.1%
KWENGA IMITOBE		1	0.1%
KWENGA URWAGWA		1	0.1%
KWEREKANA CINEMA		1	0.1%
KWEREKANA FILM		1	0.1%
KWEREKANA FILMS		1	0.1%
KWIGISHA		3	0.4%
KWIGISHA ABANYESHURI		2	0.3%
KWIGISHA IMYUGA		1	0.1%
KWIGISHA MU MASHULI ABANZA		1	0.1%
KWIGISHA MU MASHURI ABANZA		2	0.3%
KWIGISHA MURI ECOLE PRIMAIRE		1	0.1%
KWIGISHA[ECC PRIMAIRE]		1	0.1%
KWIKORERA		1	0.1%
KWOGOSHA		2	0.3%
KWUBAKA AMAZU		2	0.3%
LETA(MINISTE DE LA DEFENSE		1	0.1%
MANAGER		1	0.1%
MINADEF		8	1.1%
MINAGRI		1	0.1%
MINEDUC		1	0.1%
MINI HYDRO POWER DE KANYARU		1	0.1%
MINING		1	0.1%
MINISTERE Y'INGABO		2	0.3%
MINISTERI Y'INGABO		2	0.3%

# A153: Establishment's main economic activity?

Value	Label	Cases	Percentage
MINISTERI Y'UBUREZI IKIGO CY'I		1	0.1%
MU RUGO		1	0.1%
MUBUHINZI BWIMYAKA		1	0.1%
MUNZEGO Z'IBANZE AKAGARI KUYOB		1	0.1%
NAKORAGA IBYA RESTAURENT		1	0.1%
NATIONAL SECURITY		1	0.1%
PAPETERIE		1	0.1%
PHONES SHOP		1	0.1%
PRODUCTION DU LIZ		1	0.1%
PSI		1	0.1%
QUINCALLERIE		2	0.3%
RDF DEFENSE NATIONAL		1	0.1%
REPARATION DES ELECTRONICS VIC		1	0.1%
REPARATION TV,RADIO		1	0.1%
RESTAURANT		11	1.5%
RESTAURATIO CHURCH		1	0.1%
RESTAURENT		1	0.1%
RESTO-BAR		1	0.1%
REUNIFICATIO DES ENFANTS		1	0.1%
RRA		1	0.1%
RWARI URUGANDA RWICYAYI		1	0.1%
SALLON DE COIFURE		1	0.1%
SALON DE COIFFURE		3	0.4%
SALON DE COIFFURE AIGLE		1	0.1%
SALOON DE COIFFURE		1	0.1%
SECONDARY EDUCATION		1	0.1%
SERVICES Z'UBUYOBOZI		1	0.1%

# A153: Establishment's main economic activity?

Value	Label	Cases	Percentage
SEVICE Z'UBUZIMA(KW MUGANGA)		1	0.1%
SOCIETE IBUMBA AMATAFARI		1	0.1%
SOCIETE Y'UBWUBATSI		1	0.1%
SORWATHE		1	0.1%
STATION D'ESSENCE KLSS		1	0.1%
STUDIO PHOTO		1	0.1%
SULFO RWANDA		1	0.1%
SUN RISE		1	0.1%
TOLIRWA		1	0.1%
TRANSPORT		1	0.1%
TRANSPORT DES MARCHANDISE		1	0.1%
TRANSPORT EN COMMUN		1	0.1%
TRESSE DAME		1	0.1%
UBUBAJI		9	1.3%
UBUBAJI BW'INTEBE		1	0.1%
UBUBAJI BW'INZUGI		1	0.1%
UBUBOSHYI		1	0.1%
UBUCAMANZA		1	0.1%
UBUCONSHO BWA BOUTIQUE		1	0.1%
UBUCURUZI		14	2.0%
UBUCURUZI BUDANAZA		1	0.1%
UBUCURUZI BW'AMABUYE Y'AGACIRO		2	0.3%
UBUCURUZI BW'AMASAKA		1	0.1%
UBUCURUZI BW'IBIKORESH BY'IMO		1	0.1%
UBUCURUZI BW'IBINYOBW/		1	0.1%
UBUCURUZI BW'IBYUMA		1	0.1%
UBUCURUZI BW'IFU YIMYUMBATI		1	0.1%

# A153: Establishment's main economic activity?

Value	Label	Cases	Percentage
UBUCURUZI BW'IMITI Y'ABANTU		1	0.1%
UBUCURUZI BW'IMYENDA		5	0.7%
UBUCURUZI BW'IMYENDA KURANGUZA		1	0.1%
UBUCURUZI BW'IMYENDA Y'ABANA		1	0.1%
UBUCURUZI BW'INKWETO		1	0.1%
UBUCURUZI BW'INKWETO ZA CAGUWA		1	0.1%
UBUCURUZI BW'INTEBE		1	0.1%
UBUCURUZI BW'INYAMA		1	0.1%
UBUCURUZI BW'INYONGER.		1	0.1%
UBUCURUZI BW'INZOGA		1	0.1%
UBUCURUZI BW'INZOGA ZIBAZE		1	0.1%
UBUCURUZI BW'UBUCONCC		3	0.4%
UBUCURUZI BW'UBUCONCC BW'INGAN		1	0.1%
UBUCURUZI BW'UBUCONCC MUMASOKO		1	0.1%
UBUCURUZI BW'UBUCONSH		5	0.7%
UBUCURUZI BW'UBUDANDA		1	0.1%
UBUCURUZI BWA BOUTIQUE		6	0.8%
UBUCURUZI BWA BOUTIQUE ADANDAZ		1	0.1%
UBUCURUZI BWA BUTIKI		1	0.1%
UBUCURUZI BWIGANJEMO IBIRIBWA		1	0.1%
UBUCURUZI BWIMYAKA		1	0.1%
UBUCURUZI BWO		1	0.1%

# A153: Establishment's main economic activity?

Value	Label	Cases	Percentage
KURANGUZA IMYEND			
UBUCURUZI BWO MU ISOKO		1	0.1%
UBUCURUZI BWUBUONCO N'AMAVUTA		1	0.1%
UBUCURUZI BWUDUCONSH		1	0.1%
UBUCURUZI KU BIKOMOKA KUBUHINZ		1	0.1%
UBUCURUZI KUDANAZA		1	0.1%
UBUCURUZI KUDANAZA IBISHYIMBO		1	0.1%
UBUCURUZI(KU IBIRIBWA)		1	0.1%
UBUCURUZI(UF		1	0.1%
UBUDANAZI		1	0.1%
UBUDANAZI BWIMICERI NISUKARI		1	0.1%
UBUDOZI		4	0.6%
UBUDOZI BW'IMYENDA		1	0.1%
UBUHINZI		7	1.0%
UBUHINZI BW'AMASAKA		2	0.3%
UBUHINZI BW'IBIRAYI		5	0.7%
UBUHINZI BW'IBISHYIMBO		6	0.8%
UBUHINZI BW'IBISHYIMBO N'IBIGOR		1	0.1%
UBUHINZI BW'IMYAKA		2	0.3%
UBUHINZI BW'IMYUMBAT		2	0.3%
UBUHINZI BW'IMYUMBAT		1	0.1%
UBUHINZI BW'INGANO		4	0.6%
UBUHINZI BW'INYANYA		2	0.3%
UBUHINZI BW'UMUCERI		1	0.1%
UBUHINZI BW'URUTOKI		4	0.6%

# A153: Establishment's main economic activity?

Value	Label	Cases	Percentage
UBUHINZI BWAMASAKA N'IBIGORI		1	0.1%
UBUHINZI BWIBISHYIMBC		1	0.1%
UBUHINZI BWIKAWA		1	0.1%
UBUHINZI BWIMYAKA		1	0.1%
UBUHINZI BWORDZI		3	0.4%
UBUHINZI BY'IBISHYIMBC		1	0.1%
UBUHINZI IMYANYA		1	0.1%
UBUHINZI MU MASHYIRAHAM		1	0.1%
UBUHINZI N'UBWORDZI		4	0.6%
UBUHINZI N'UBZOROZI		1	0.1%
UBUHINZI NGANDURA RUGO		1	0.1%
UBUHINZI NGANDURARU		2	0.3%
UBUHINZI UBWORDZI		1	0.1%
UBUHINZI,UBW BW'IHENE		1	0.1%
UBUHIZI IBISHI N'BITOKE BYO		1	0.1%
UBUKANISHI		1	0.1%
UBUMOTARI		1	0.1%
UBUREZI		13	1.8%
UBUREZI (ECOLE SECONDAIRE)		1	0.1%
UBUREZI (PRIMAIRE )		1	0.1%
UBUREZI BW'AMASHURI ABANZA		1	0.1%
UBUREZI BWAMASHULI ABANZA		1	0.1%
UBUREZI BWAMASHURI		1	0.1%
UBUREZI MU MASHULI		1	0.1%
UBUREZI MU MASHURI ABANZA		2	0.3%

# A153: Establishment's main economic activity?

Value	Label	Cases	Percentage
UBUREZI MUMASHULI YISUMBUYE		1	0.1%
UBUREZI MUMASHURI YISUMBUYE		1	0.1%
UBUREZI MURI PRIMAIRE		2	0.3%
UBUREZI MURI PRIMAIRE,SCNI		1	0.1%
UBUREZI MURI PRIMARY		1	0.1%
UBUREZI MUYISUMBUYE		1	0.1%
UBUREZI PRIMAIRE		1	0.1%
UBUREZI(KWIG		1	0.1%
UBUREZI[ECOL SECONDAIRE]		1	0.1%
UBUROBYI		1	0.1%
UBUROBYI MU KIYAGA CYA KIVU		1	0.1%
UBUSHAKASHA/ MUBUHINZI&B		1	0.1%
UBUTABERA		1	0.1%
UBUTEGETSI BWITE BWA LETA		1	0.1%
UBUVUZI		2	0.3%
UBUVUZI KU RWEGO RWA HOPITAL		1	0.1%
UBUYOBOZI		1	0.1%
UBUYOBOZI BW'ABATURAG		1	0.1%
UBUYOBOZI BW'IGIHUGU MU KAGARI		1	0.1%
UBUYOBOZI BWA LETA		1	0.1%
UBUYOVOZI BW'ABATURAG		1	0.1%
UBUZOZI BY'IMYENDA		1	0.1%
UBWOROZI BW'INKA		1	0.1%
UBWUBATSI		13	1.8%
UBWUBATSI BW AMAZU		1	0.1%



# A153: Establishment's main economic activity?

Value	Label	Cases	Percentage
UBWUBATSI BW'AMAZU		3	0.4%
UBWUBATSI BW'AMAZU MATO		1	0.1%
UIRUGANDA RUTUNGANYA IBIGORI		1	0.1%
UMUCURUZI W'INZOGA MU KABARI		1	0.1%
UMUCURUZI WA BOUTIQUE		1	0.1%
UMUDANDAZA WA BOUTIQUE		1	0.1%
UMUHINZI KUGITI CYE UMECELI		1	0.1%
UMUHINZI W'IBIRAYI		1	0.1%
UMUMOTARI		1	0.1%
UMUNTU KUGITI CYE		1	0.1%
UMUNYONZI W'IGARE		1	0.1%
UMURENGE		1	0.1%
UMURENGE(SE CITOYENS)		1	0.1%
UMURIMO W'UBWUBATSI		1	0.1%
UMUSARE GUTWARA UBWATO		1	0.1%
UMUTEKANO		2	0.3%
UMUYOBOZI WA MOTO		1	0.1%
UNIVERSITE DE BUTARE		1	0.1%
URUGANDA RUKORA UBURINGITI		1	0.1%
URUGANDA RUTUNGANYA ICYAYI		1	0.1%
URUGANDA RW'ICYAYI		2	0.3%
URUGANDA RW'ISUKARI		1	0.1%
URUGANDA RY'UMUCERI		1	0.1%
URUGO RW'UMUZUNGU		1	0.1%
URUGO(FAMILI		1	0.1%

# A153: Establishment's main economic activity?

Value	Label	Cases	Percentage
URWEGO RWAGISIKARE		1	0.1%
UUHINZI BWAKIJYAMBE		1	0.1%
YACURUZAGA BOUTIQUE		1	0.1%
YACURUZAGA IMYAKA		1	0.1%
YAKORAGA MU KABARI		1	0.1%
YAKORESHAGA IMASHINI GUSYA		1	0.1%
YARAFITE ICYUMA GISYA IMYAKA		1	0.1%
YARARANGUZA AKADANDAZA		1	0.1%
YARENGAGA INZOGA		1	0.1%
YARI BOUTIQUE		2	0.3%
YARI RESTAURANT		1	0.1%
YARI SALOO DE COIFURE		1	0.1%
YARI UMUCURUZI WA BOUTIQUE		1	0.1%
YARI UMUMOTARI		1	0.1%
YARI UMUSIRIKARE		1	0.1%
YARIKORERAGA KUDANDAZA UBUCONC		1	0.1%
YIKORERAGA UBUHINZI		1	0.1%
YIKORERAGA UBUHINZI,UBW		1	0.1%
adarwa		1	0.1%
gucuruza amatungo		1	0.1%
gucuruza umuceri		1	0.1%
guhinga imyumbati		1	0.1%
gutwara abantu na courier		1	0.1%
ikigo gicuruza ibitunguru		1	0.1%
koperetive ikora imigati		1	0.1%

### # A153: Establishment's main economic activity?

Value	Label	Cases	Percentage
manager		1	0.1%
restaurent		1	0.1%
transport		1	0.1%
ububaji bwibyomurugo		1	0.1%
ubucuruzi bwimyenda		1	0.1%
ubuhinzi		1	0.1%
ubuhinzi bw,imyumbati		1	0.1%
ubuhinzi bwibishyimbo		1	0.1%
ubuhinzi nubworozi		1	0.1%

*Warning: these figures indicate the number of cases found in the data file. They cannot be interpreted as summary statistics of the population of interest.*

### # A153A: ISIC

**Information** [Type= discrete] [Format=numeric] [Range= 111-9999] [Missing=\*]

**Statistics [NW/ W]** [Valid=719 /-] [Invalid=945 /-]

Value	Label	Cases	Percentage
111	Growing of cereals (except rice), leguminous crops and oil s	29	4.0%
112	Growing of rice	6	0.8%
113	Growing of vegetables and melons, roots and tubers	21	2.9%
114	Growing of sugar cane	1	0.1%
115	Growing of tobacco	0	
116	Growing of fibre crops	0	
119	Growing of other non-perennial crops	7	1.0%
121	Growing of grapes	1	0.1%
122	Growing of tropical and subtropical fruits	3	0.4%
123	Growing of citrus fruits	0	
124	Growing of pome fruits and stone fruits	0	
125	Growing of other tree and bush fruits and nuts	0	
126	Growing of oleaginous fruits	0	
127	Growing of beverage crops	2	0.3%
128	Growing of spices, aromatic, drug and pharmaceutical crops	0	
129	Growing of other perennial crops	1	0.1%
130	Plant propagation	1	0.1%
141	Raising of cattle and buffaloes	2	0.3%
142	Raising of horses and other equines	0	
143	Raising of camels and camelids	0	
144	Raising of sheep and goats	1	0.1%
145	Raising of swine/pigs	0	
146	Raising of poultry	0	
149	Raising of other animals	0	
150	Mixed farming	13	1.8%
161	Support activities for crop production	1	0.1%
162	Support activities for animal production	0	

**# A153A: ISIC**

Value	Label	Cases	Percentage
163	Post-harvest crop activities	0	
164	Seed processing for propagation	1	0.1%
170	Hunting, trapping and related service activities	0	
210	Silviculture and other forestry activities	0	
220	Logging	1	0.1%
230	Gathering of non-wood forest products	0	
240	Support services to forestry	0	
310	Marine fishing	2	0.3%
312	Freshwater fishing	1	0.1%
321	Marine aquaculture	0	
322	Freshwater aquaculture	0	
510	Mining of hard coal	0	
520	Mining of lignite	0	
610	Extraction of crude petroleum	0	
620	Extraction of natural gas	0	
710	Mining of iron ores	0	
721	Mining of uranium and thorium ores	0	
729	Mining of other non-ferrous metal ores	5	0.7%
810	Quarrying of stone, sand and clay	0	
821	Office administrative and support activities	0	
891	Mining of chemical and fertilizer minerals	0	
892	Extraction of peat	0	
893	Extraction of salt	0	
899	Other mining and quarrying n.e.c.	1	0.1%
910	Support activities for petroleum and natural gas extraction	0	
990	Support activities for other mining and quarrying	0	
1010	Processing and preserving of meat	1	0.1%
1020	Processing and preserving of fish, crustaceans and molluscs	0	
1030	Processing and preserving of fruit and vegetables	0	
1040	Manufacture of vegetable and animal oils and fats	0	
1050	Manufacture of dairy products	0	
1061	Manufacture of grain mill products	7	1.0%
1062	Manufacture of starches and starch products	0	
1071	Manufacture of bakery products	9	1.3%
1072	Manufacture of sugar	2	0.3%
1073	Manufacture of cocoa, chocolate and sugar confectionery	0	
1074	Manufacture of macaroni, noodles, couscous and similar farin	0	
1075	Manufacture of prepared meals and dishes	1	0.1%
1079	Manufacture of other food products n.e.c.	7	1.0%
1080	Manufacture of prepared animal feeds	0	
1101	Distilling, rectifying and blending of spirits	0	
1102	Manufacture of wines	2	0.3%
1103	Manufacture of malt liquors and malt	1	0.1%
1104	Manufacture of soft drinks; production of mineral waters and	0	
1200	Manufacture of tobacco products	0	

**# A153A: ISIC**

Value	Label	Cases	Percentage
1311	Preparation and spinning of textile fibres	0	
1312	Weaving of textiles	0	
1313	Finishing of textiles	3	0.4%
1391	Manufacture of knitted and crocheted fabrics	0	
1392	Manufacture of made-up textile articles, except apparel	0	
1393	Manufacture of carpets and rugs	1	0.1%
1394	Manufacture of cordage, rope, twine and netting	0	
1399	Manufacture of other textiles n.e.c.	0	
1410	Manufacture of wearing apparel, except fur apparel	0	
1420	Manufacture of articles of fur	0	
1430	Manufacture of knitted and crocheted apparel	0	
1511	Tanning and dressing of leather; dressing and dyeing of fur	0	
1512	Manufacture of luggage, handbags and the like, saddlery and	1	0.1%
1520	Manufacture of footwear	0	
1610	Sawmilling and planing of wood	10	1.4%
1621	Manufacture of veneer sheets and wood-based panels	0	
1622	Manufacture of builders' carpentry and joinery	0	
1623	Manufacture of wooden containers	0	
1629	Manufacture of other products of wood; manufacture of articl	1	0.1%
1701	Manufacture of pulp, paper and paperboard	0	
1702	Manufacture of corrugated paper and paperboard and of contai	0	
1709	Manufacture of other articles of paper and paperboard	0	
1811	Printing	0	
1812	Service activities related to printing	0	
1820	Reproduction of recorded media	0	
1910	Manufacture of coke oven products	0	
1920	Manufacture of refined petroleum products	0	
2011	Manufacture of basic chemicals	0	
2012	Manufacture of fertilizers and nitrogen compounds	0	
2013	Manufacture of plastics and synthetic rubber in primary form	0	
2021	Manufacture of pesticides and other agrochemical products	0	
2022	Manufacture of paints, varnishes and similar coatings, print	0	
2023	Manufacture of soap and detergents, cleaning and polishing p	1	0.1%
2029	2029 Manufacture of other chemical products n.e.c.	0	
2030	Manufacture of man-made fibres	0	
2100	Manufacture of pharmaceuticals, medicinal chemical and botan	0	
2211	Manufacture of rubber tyres and tubes; retreading and rebuil	0	
2219	2219 Manufacture of other rubber products	0	
2220	Manufacture of plastics products	0	
2310	Manufacture of glass and glass products	0	
2391	Manufacture of refractory products	0	
2392	Manufacture of clay building materials	4	0.6%
2393	Manufacture of other porcelain and ceramic products	1	0.1%
2394	Manufacture of cement, lime and plaster	1	0.1%
2395	Manufacture of articles of concrete, cement and plaster	0	

**# A153A: ISIC**

<b>Value</b>	<b>Label</b>	<b>Cases</b>	<b>Percentage</b>
2396	Cutting, shaping and finishing of stone	0	
2399	Manufacture of other non-metallic mineral products n.e.c.	0	
2410	Manufacture of basic iron and steel	0	
2420	Manufacture of basic precious and other non-ferrous metals	0	
2431	Casting of iron and steel	0	
2432	Casting of non-ferrous metals	0	
2511	Manufacture of structural metal products	0	
2512	Manufacture of tanks, reservoirs and containers of metal	0	
2513	Manufacture of steam generators, except central heating hot	0	
2520	Manufacture of weapons and ammunition	0	
2591	Forging, pressing, stamping and roll-forming of metal; powde	0	
2592	Treatment and coating of metals; machining	0	
2593	Manufacture of cutlery, hand tools and general hardware	0	
2599	Manufacture of other fabricated metal products n.e.c.	0	
2610	Manufacture of electronic components and boards	0	
2620	Manufacture of computers and peripheral equipment	0	
2630	Manufacture of communication equipment	0	
2640	Manufacture of consumer electronics	0	
2651	Manufacture of measuring, testing, navigating and control eq	0	
2660	Manufacture of irradiation, electromedical and electrotherap	0	
2670	Manufacture of optical instruments and photographic equipmen	0	
2680	Manufacture of magnetic and optical media	0	
2710	Manufacture of electric motors, generators, transformers and	0	
2720	Manufacture of batteries and accumulators	0	
2731	Manufacture of fibre optic cables	0	
2732	Manufacture of other electronic and electric wires and cable	0	
2733	Manufacture of wiring devices	0	
2740	Manufacture of electric lighting equipment	0	
2750	Manufacture of domestic appliances	0	
2790	Manufacture of other electrical equipment	0	
2811	Manufacture of engines and turbines, except aircraft, vehicl	0	
2812	Manufacture of fluid power equipment	0	
2813	Manufacture of other pumps, compressors, taps and valves	0	
2814	Manufacture of bearings, gears, gearing and driving elements	0	
2815	Manufacture of ovens, furnaces and furnace burners	0	
2816	Manufacture of lifting and handling equipment	0	
2817	Manufacture of office machinery and equipment (except comput	0	
2818	Manufacture of power-driven hand tools	0	
2819	Manufacture of other general-purpose machinery	0	
2821	Manufacture of agricultural and forestry machinery	0	
2822	Manufacture of metal-forming machinery and machine tools	0	
2823	Manufacture of machinery for metallurgy	0	
2824	Manufacture of machinery for mining, quarrying and construct	0	
2825	Manufacture of machinery for food, beverage and tobacco proc	0	
2826	Manufacture of machinery for textile, apparel and leather pr	0	

# A153A: ISIC

Value	Label	Cases	Percentage
2829	Manufacture of other special-purpose machinery	0	
2910	Manufacture of motor vehicles	0	
2920	Manufacture of bodies (coachwork) for motor vehicles; manufa	0	
2930	Manufacture of parts and accessories for motor vehicles	0	
3011	Building of ships and floating structures	0	
3012	Building of pleasure and sporting boats	0	
3020	Manufacture of railway locomotives and rolling stock	0	
3030	Manufacture of air and spacecraft and related machinery	0	
3040	Manufacture of military fighting vehicles	0	
3091	Manufacture of motorcycles	0	
3092	Manufacture of bicycles and invalid carriages	0	
3099	Manufacture of other transport equipment n.e.c.	0	
3100	Manufacture of furniture	15	2.1%
3211	Manufacture of jewellery and related articles	0	
3212	Manufacture of imitation jewellery and related articles	1	0.1%
3220	Manufacture of musical instruments	0	
3230	Manufacture of sports goods	0	
3240	Manufacture of games and toys	0	
3250	Manufacture of medical and dental instruments and supplies	0	
3290	Other manufacturing n.e.c.	0	
3311	Repair of fabricated metal products	0	
3312	Repair of machinery	0	
3313	Repair of electronic and optical equipment	2	0.3%
3314	Repair of electrical equipment	0	
3315	Repair of transport equipment, except motor vehicles	0	
3319	Repair of other equipment	0	
3320	Installation of industrial machinery and equipment	0	
3510	Electric power generation, transmission and distribution	4	0.6%
3520	Manufacture of gas; distribution of gaseous fuels through ma	0	
3530	Steam and air conditioning supply	0	
3600	Water collection, treatment and supply	3	0.4%
3700	Sewerage	0	
3811	Collection of non-hazardous waste	0	
3812	Collection of hazardous waste	0	
3821	Treatment and disposal of non-hazardous waste	0	
3822	Treatment and disposal of hazardous waste	0	
3830	Materials recovery	0	
3900	Remediation activities and other waste management services	0	
4100	Construction of buildings	38	5.3%
4210	Construction of roads and railways	0	
4220	Construction of utility projects	1	0.1%
4290	Construction of other civil engineering projects	0	
4311	Demolition	0	
4312	Site preparation	0	
4321	Electrical installation	0	

# A153A: ISIC

Value	Label	Cases	Percentage
4322	Plumbing, heat and air-conditioning installation	0	
4329	Other construction installation	0	
4330	Building completion and finishing	0	
4390	Other specialized construction activities	0	
4510	Sale of motor vehicles	2	0.3%
4520	Maintenance and repair of motor vehicles	8	1.1%
4530	Sale of motor vehicle parts and accessories	2	0.3%
4540	Sale, maintenance and repair of motorcycles and related part	2	0.3%
4610	Wholesale on a fee or contract basis	1	0.1%
4620	Wholesale of agricultural raw materials and live animals	6	0.8%
4630	Wholesale of food, beverages and tobacco	12	1.7%
4641	Wholesale of textiles, clothing and footwear	2	0.3%
4649	Wholesale of other household goods	1	0.1%
4651	Wholesale of computers, computer peripheral equipment and so	0	
4652	Wholesale of electronic and telecommunications equipment and	0	
4653	Wholesale of agricultural machinery, equipment and supplies	0	
4659	Wholesale of other machinery and equipment	0	
4661	Wholesale of solid, liquid and gaseous fuels and related pro	0	
4662	Wholesale of metals and metal ores	0	
4663	Wholesale of construction materials, hardware, plumbing and	0	
4669	4669 Wholesale of waste and scrap and other products n.e.c.	0	
4690	Non-specialized wholesale trade	2	0.3%
4711	Retail sale in non-specialized stores with food, beverages o	45	6.3%
4719	4719 Other retail sale in non-specialized stores	35	4.9%
4721	Retail sale of food in specialized stores	21	2.9%
4722	Retail sale of beverages in specialized stores	3	0.4%
4723	Retail sale of tobacco products in specialized stores	0	
4730	Retail sale of automotive fuel in specialized stores	1	0.1%
4741	Retail sale of computers, peripheral units, software and tel	3	0.4%
4742	Retail sale of audio and video equipment in specialized stor	0	
4751	Retail sale of textiles in specialized stores	5	0.7%
4752	Retail sale of hardware, paints and glass in specialized sto	6	0.8%
4753	Retail sale of carpets, rugs, wall and floor coverings in sp	0	
4759	Retail sale of electrical household appliances, furniture, l	1	0.1%
4761	Retail sale of books, newspapers and stationary in specializ	1	0.1%
4762	Retail sale of music and video recordings in specialized sto	1	0.1%
4763	Retail sale of sporting equipment in specialized stores	0	
4764	Retail sale of games and toys in specialized stores	0	
4771	Retail sale of clothing, footwear and leather articles in sp	18	2.5%
4772	Retail sale of pharmaceutical and medical goods, cosmetic an	3	0.4%
4773	4773 Other retail sale of new goods in specialized stores	1	0.1%
4774	Retail sale of second-hand goods	0	
4781	Retail sale via stalls and markets of food, beverages and to	5	0.7%
4782	Retail sale via stalls and markets of textiles, clothing and	5	0.7%
4789	Retail sale via stalls and markets of other goods	1	0.1%



**# A153A: ISIC**

Value	Label	Cases	Percentage
4791	Retail sale via mail order houses or via Internet	0	
4799	Other retail sale not in stores, stalls or markets	3	0.4%
4911	Passenger rail transport, interurban	0	
4912	Freight rail transport	0	
4921	Urban and suburban passenger land transport	11	1.5%
4922	Other passenger land transport	22	3.1%
4923	Freight transport by road	0	
4930	Transport via pipeline	0	
5011	Sea and coastal passenger water transport	0	
5012	Sea and coastal freight water transport	0	
5021	Inland passenger water transport	1	0.1%
5022	Inland freight water transport	0	
5110	Passenger air transport	0	
5120	Freight air transport	1	0.1%
5210	Warehousing and storage	0	
5221	Service activities incidental to land transportation	2	0.3%
5222	Service activities incidental to water transportation	0	
5223	Service activities incidental to air transportation	1	0.1%
5224	Cargo handling	0	
5229	Other transportation support activities	0	
5310	Postal activities	0	
5320	Courier activities	0	
5510	Short term accommodation activities	9	1.3%
5520	Camping grounds, recreational vehicle parks and trailer park	0	
5590	Other accommodation	0	
5610	Restaurants and mobile food service activities	21	2.9%
5621	Event catering	0	
5629	Other food service activities	0	
5630	Beverage serving activities	17	2.4%
5811	Book publishing	0	
5812	Publishing of directories and mailing lists	0	
5813	Publishing of newspapers, journals and periodicals	0	
5819	Other publishing activities	0	
5820	Software publishing	0	
5911	Motion picture, video and television programme production ac	0	
5912	Motion picture, video and television programme post-producti	0	
5913	Motion picture, video and television programme distribution	0	
5914	Motion picture projection activities	3	0.4%
5920	Sound recording and music publishing activities	0	
6010	Radio broadcasting	0	
6020	Television programming and broadcasting activities	0	
6110	Wired telecommunications activities	0	
6120	Wireless telecommunications activities	1	0.1%
6130	Satellite telecommunications activities	0	
6190	Other telecommunications activities	0	

**# A153A: ISIC**

Value	Label	Cases	Percentage
6201	Computer programming activities	0	
6202	Computer consultancy and computer facilities management acti	0	
6209	Other information technology and computer service activities	0	
6311	Data processing, hosting and related activities	0	
6312	Web portals	0	
6391	News agency activities	0	
6399	Other information service activities n.e.c.	0	
6411	Central banking	0	
6419	ther monetary intermediation	2	0.3%
6420	Activities of holding companies	0	
6430	Trusts, funds and similar financial entities	0	
6491	Financial leasing	0	
6492	Other credit granting	0	
6499	Other financial service activities, except insurance and pen	0	
6511	6511 Life insurance	0	
6512	Non-life insurance	0	
6520	Reinsurance	0	
6530	Pension funding	0	
6611	Administration of financial markets	0	
6612	Security and commodity contracts brokerage	0	
6619	Other activities auxiliary to financial service activities	0	
6621	Risk and damage evaluation	0	
6622	Activities of insurance agents and brokers	0	
6629	Other activities auxiliary to insurance and pension funding	0	
6630	Fund management activities	0	
6810	Real estate activities with own or leased property	0	
6820	Real estate activities on a fee or contract basis	0	
6910	Legal activities	2	0.3%
6920	Accounting, bookkeeping and auditing activities; tax consult	2	0.3%
7010	Activities of head offices	2	0.3%
7020	Management consultancy activities	0	
7110	Architectural and engineering activities and related technic	0	
7210	Research and experimental development on natural sciences an	1	0.1%
7220	Research and experimental development on social sciences and	0	
7310	Advertising	0	
7320	Market research and public opinion polling	0	
7410	Specialized design activities	15	2.1%
7420	Photographic activities	4	0.6%
7490	Other professional, scientific and technical activities n.e.	1	0.1%
7500	Veterinary activities	0	
7710	Renting and leasing of motor vehicles	0	
7721	Renting and leasing of recreational and sports goods	0	
7722	Renting of video tapes and disks	0	
7729	Renting and leasing of other personal and household goods	0	
7730	Renting and leasing of other machinery, equipment and tangib	0	

# A153A: ISIC

Value	Label	Cases	Percentage
7740	Leasing of intellectual property and similar products, excep	0	
7810	Activities of employment placement agencies	0	
7820	Temporary employment agency activities	0	
7830	Other human resources provision	1	0.1%
7911	Travel agency activities	0	
7912	Tour operator activities	0	
7990	Other reservation service and related activities	0	
8010	Private security activities	0	
8020	Security systems service activities	0	
8030	Investigation activities	0	
8110	Combined facilities support activities	0	
8121	General cleaning of buildings	0	
8129	Other building and industrial cleaning activities	0	
8130	Landscape care and maintenance service activities	0	
8211	Combined office administrative service activities	0	
8219	Photocopying, document preparation and other specialized off	1	0.1%
8220	Activities of call centres	0	
8230	Organization of conventions and trade shows	0	
8291	Activities of collection agencies and credit bureaus	0	
8292	Packaging activities	0	
8299	Other business support service activities n.e.c.	1	0.1%
8411	General public administration activities	13	1.8%
8412	Regulation of the activities of providing health care, educa	5	0.7%
8413	8413 Regulation of and contribution to more efficient operat	0	
8421	Foreign affairs	0	
8422	Defence activities	29	4.0%
8423	Public order and safety activities	10	1.4%
8430	Compulsory social security activities	0	
8510	Pre-primary and primary education	30	4.2%
8521	General secondary education	20	2.8%
8522	Technical and vocational secondary education	3	0.4%
8530	Higher education	3	0.4%
8541	Sports and recreation education	0	
8542	Cultural education	0	
8549	Other education n.e.c.	1	0.1%
8550	Educational support activities	0	
8610	Hospital activities	14	1.9%
8620	Medical and dental practice activities	1	0.1%
8690	Other human health activities	0	
8710	Residential nursing care facilities	0	
8720	Residential care activities for mental retardation, mental h	0	
8730	873 8730 Residential care activities for the elderly and dis	0	
8790	Other residential care activities	1	0.1%
8810	Social work activities without accommodation for the elderly	0	
8890	Other social work activities without accommodation	5	0.7%

## # A153A: ISIC

Value	Label	Cases	Percentage
9000	Creative, arts and entertainment activities	0	
9101	Library and archives activities	0	
9102	Museums activities and operation of historical sites and bui	0	
9103	Botanical and zoological gardens and nature reserves activit	0	
9200	Gambling and betting activities	0	
9311	Operation of sports facilities	0	
9312	Activities of sports clubs	0	
9319	Other sports activities	0	
9321	Activities of amusement parks and theme parks	0	
9329	Other amusement and recreation activities n.e.c.	0	
9411	Activities of business and employers membership organization	0	
9420	Activities of trade unions	0	
9491	Activities of religious organizations	7	1.0%
9492	Activities of political organizations	0	
9499	Activities of other membership organizations n.e.c.	2	0.3%
9511	Repair of computers and peripheral equipment	0	
9512	Repair of communication equipment	0	
9521	Repair of consumer electronics	0	
9522	Repair of household appliances and home and garden equipment	0	
9523	Repair of footwear and leather goods	1	0.1%
9524	Repair of furniture and home furnishings	0	
9529	Repair of other personal and household goods	0	
9601	Washing and (dry-) cleaning of textile and fur products	0	
9602	Hairdressing and other beauty treatment	22	3.1%
9603	Funeral and related activities	0	
9609	Other personal service activities n.e.c.	0	
9700	Activities of households as employers of domestic personnel	6	0.8%
9810	Undifferentiated goods-producing activities of private house	1	0.1%
9820	Undifferentiated service-producing activities of private hou	1	0.1%
9900	Activities of extraterritorial organizations and bodies	4	0.6%
9999		6	0.8%
Sysmiss		945	

Warning: these figures indicate the number of cases found in the data file. They cannot be interpreted as summary statistics of the population of interest.

## # ISIC1A153A: ISIC\_LEVEL1A153A

<b>Information</b>	[Type= discrete] [Format=numeric] [Range= 1-9999] [Missing=*]
--------------------	---

<b>Statistics [NW/ W]</b>	[Valid=719 /-] [Invalid=945 /-]
---------------------------	---------------------------------

Value	Label	Cases	Percentage
1	Agriculture, forestry and fishing	94	13.1%
2	Mining and quarrying	6	0.8%
3	Manufacturing	71	9.9%
4	Electricity, gas, steam and air conditioning suppl	4	0.6%
5	Water supply, sewage, waste management and remediation acti	3	0.4%
6	Construction	39	5.4%
7	Wholesale and retail trade; repair of motor vehicle and moto	196	27.3%

### # ISIC1A153A: ISIC\_LEVEL1A153A

Value	Label	Cases	Percentage
8	Transportation and storage	38	5.3%
9	Accomodation and food service activities	47	6.5%
10	Information and communication	4	0.6%
11	Financial and insurance activities	2	0.3%
12	Real estate activities	0	
13	Professional scientific and technical activities	27	3.8%
14	Administrative and support service activities	3	0.4%
15	Public administration defence and compulsory social security	57	7.9%
16	Education	57	7.9%
17	Human health and social work activities	21	2.9%
18	Arts, entertainments and recreation	0	
19	Other services activities	32	4.5%
20	Activities of households as employers; undifferentiated good	8	1.1%
21	Activities of extraterritorial organisation and bodies	4	0.6%
99	Not stated	6	0.8%
9999	Missing values	0	
Sysmiss		945	

Warning: these figures indicate the number of cases found in the data file. They cannot be interpreted as summary statistics of the population of interest.

### # A154: What was your occupation?

<b>Information</b>	[Type= discrete] [Format=character] [Missing=*]
<b>Statistics [NW/ W]</b>	[Valid=714 /-] [Invalid=0 /-]

Value	Label	Cases	Percentage
ACURUZA URWAGWA		1	0.1%
ADMINISTRATF		1	0.1%
AFFAIRE SOCIALE MU KARERE		1	0.1%
AGENT DE BUREAU		1	0.1%
AGRONOME		1	0.1%
AIDER MACON		1	0.1%
AKAZI KA MECANIQUE AUTOMOBILE		1	0.1%
ARCHIVISTE		1	0.1%
ARUBAKISHA AKANUBAKA		1	0.1%
ASHINZWE IMPORTATION Y'IMODOKA		1	0.1%
ASS BOURGUMESTF		1	0.1%
ASSISTANT TEA MAKER		1	0.1%
CAISSIER		2	0.3%
CAISSIERE		1	0.1%

### # A154: What was your occupation?

Value	Label	Cases	Percentage
CANTINE MANAGER		1	0.1%
CAPITA		1	0.1%
CAPITA W'ABUBATSI		1	0.1%
CASSIER		1	0.1%
CHARPENTIER		2	0.3%
CHAUFFEUR		3	0.4%
CHAUFFEUR MECANICIEN		1	0.1%
CHAUFFEUR WA AMBULANCE		1	0.1%
CHEF D'EQUIPE TECHNIQUE		1	0.1%
CHEF DE CHANTIERS		1	0.1%
CHEF DE CHANTILLON		1	0.1%
CHEF DU PERSONNEL		1	0.1%
COIFFEUR		5	0.7%
COMMANDANT		1	0.1%
COMMERCE GENERALE KURANGUZA NO		1	0.1%
COMPTABLE		7	1.0%
CONSEILLE		1	0.1%
CONSEILLER WA SECTEUR		2	0.3%
CONTROLEUR W'IMIRIMO		1	0.1%
CONVOYEUR		1	0.1%
CONVOYEUR DE BUS		1	0.1%
COORDINATEU		1	0.1%
COORDINATOR		1	0.1%
COORDINATRICE		1	0.1%
CORDONNIER		1	0.1%
COSTUMER CARE&COMPTA		1	0.1%
CUISINIER		1	0.1%
DRIVER		2	0.3%
ELECTRONIQUE		1	0.1%
ENCADREUR		1	0.1%
ENSEIGNANTE W'IMIBARE		1	0.1%
EPILATION(TRA DE L'EAU		1	0.1%

# A154: What was your occupation?

Value	Label	Cases	Percentage
FINANCE ANALYST		1	0.1%
GARAGISTE		1	0.1%
GERANT		3	0.4%
GESTIONNAIRE DE PAYE		1	0.1%
GUCA IMANZA		1	0.1%
GUCUKURA AMABUYE		1	0.1%
GUCUNGA UMUTEKANO		1	0.1%
GUCURUZA		9	1.3%
GUCURUZA (KUDETAYA)		1	0.1%
GUCURUZA AMABUYE YAGACIRO		1	0.1%
GUCURUZA AMATUNGO INKA		1	0.1%
GUCURUZA IBITAMBARO BY'IMYENDA		1	0.1%
GUCURUZA IMBOGA KUGITI CYE		1	0.1%
GUCURUZA IMYAKA		4	0.6%
GUCURUZA IMYAKA NO KUYIGEMURIR		1	0.1%
GUCURUZA IMYENDA		3	0.4%
GUCURUZA IMYENDA MU ISOKO		1	0.1%
GUCURUZA IMYENDA Y'ABANA		1	0.1%
GUCURUZA IMYENDA YA CAGUWA		1	0.1%
GUCURUZA INKA		2	0.3%
GUCURUZA INYAMA		2	0.3%
GUCURUZA INYANYA,IBITC		1	0.1%
GUCURUZA MU KABARI		1	0.1%
GUCURUZA MURI BOUTIQUE		2	0.3%

# A154: What was your occupation?

Value	Label	Cases	Percentage
GUCURUZA MURI BOUTIQUE AMASUKA		1	0.1%
GUCURUZA NO GUTANGA		1	0.1%
GUCURUZA UBUCONCO		3	0.4%
GUCURUZA UBUCONSHO		1	0.1%
GUCURUZA UBUSHERA		1	0.1%
GUCURUZA UDANDA ZA		1	0.1%
GUCURUZA(KU		1	0.1%
GUCURUZA[KU BUTIKE]		1	0.1%
GUFOTORA		1	0.1%
GUHEMBA		1	0.1%
GUHINGA		6	0.8%
GUHINGA AMASAKA		2	0.3%
GUHINGA IBIHINGWA NGANDURARU		1	0.1%
GUHINGA IBIJUMBA		1	0.1%
GUHINGA IBIJUMBA ,IBIS		1	0.1%
GUHINGA IBIRAYI		2	0.3%
GUHINGA IBISHYIMBO		7	1.0%
GUHINGA IBISHYIMBO N'UMUCERI		1	0.1%
GUHINGA IBISHYIMBO,AM		1	0.1%
GUHINGA ICYAYI		1	0.1%
GUHINGA IKAWA		1	0.1%
GUHINGA IKAWA,KOROR INKA		1	0.1%
GUHINGA IMYUMBATI		2	0.3%
GUHINGA IMYUMBATI,IB		1	0.1%
GUHINGA INGANO		2	0.3%
GUHINGA INYANYA		1	0.1%



# A154: What was your occupation?

Value	Label	Cases	Percentage
GUHINGA INYANYA,IMYU IBIN		1	0.1%
GUHINGA MANAGER		1	0.1%
GUHINGA NO KORORA		6	0.8%
GUHINGA URUTOKI,IBIRA		1	0.1%
GUHINGA,GUHI		1	0.1%
GUHINGA,KORO		1	0.1%
GUHINGISHA		1	0.1%
GUKATA TICKET		1	0.1%
GUKORA AMANDAZI		2	0.3%
GUKORA AMANDAZI,SAM		1	0.1%
GUKORA IBIKORESHO BINYURANYE		1	0.1%
GUKORA IMIGATI		2	0.3%
GUKORA IMIRIMO YO MURUGO		1	0.1%
GUKORA IMIRIMO YOMURUGO		1	0.1%
GUKORA MURI FLETISSAGE		1	0.1%
GUKORA UBUSHERA AKANABUCURI		1	0.1%
GUKORESHA IMASHINI		1	0.1%
GUKORESHA IMASHINI ITONORA IBI		1	0.1%
GUKURA IMIGATI		1	0.1%
GUKURIKIRAN, UBUHINZI		1	0.1%
GUPAKIRA NO GUPAKURURA IMYAKA		1	0.1%
GUPIMA INZOGA		1	0.1%
GUPIMA UBUREMERE		1	0.1%
GUSANZA ICYIYI		1	0.1%
GUSUDIRA AMAZU		1	0.1%

# A154: What was your occupation?

Value	Label	Cases	Percentage
GUSUKA		1	0.1%
GUSUKA IMISATSI		1	0.1%
GUTANGA IBICURUZWA		2	0.3%
GUTANGA INZOGA NO KWAKIRA AMAF		1	0.1%
GUTANGA UMURIRO		1	0.1%
GUTANGA,GUC IBYA BOUTIQUE		1	0.1%
GUTANGIRA GUCURUZA IMYENDA		1	0.1%
GUTEKA		3	0.4%
GUTEKA IBIRYO BYABANYESHU		1	0.1%
GUTEKA IMIGATI		1	0.1%
GUTUBURA IMBUTO MURI ISAR		1	0.1%
GUTUNGANYA IMISATSI		1	0.1%
GUTURUNA FILM		1	0.1%
GUTWARA ABAGENZI KURI MOTO		1	0.1%
GUTWARA IMODOKA IPAKIRA IMYAKA		1	0.1%
HEAD OF DEPARTMENT OF ENGINEER		1	0.1%
IMPRESSION DES DOCUMENT		1	0.1%
INFIRMIER		1	0.1%
INFIRMIERE[YA]		1	0.1%
INGABO Y'IGIHUGU		1	0.1%
IZAMU		1	0.1%
JOINTRICE		1	0.1%
KIGINGI		1	0.1%
KOGOSHA		5	0.7%
KORORA AMATUNGO		1	0.1%
KOTSA		1	0.1%

# A154: What was your occupation?

Value	Label	Cases	Percentage
KUBAGA INKA		1	0.1%
KUBAKA		1	0.1%
KUBAKA (UMUFUNDI)		1	0.1%
KUBAKA AMAZU Y'INKARAKAR/		1	0.1%
KUBAKISHA AMAZU		1	0.1%
KUBAZA		6	0.8%
KUBAZA GUKORA INZUGI N'INTEBE		1	0.1%
KUBAZA IBIKORESHO BYO MU RUGO		1	0.1%
KUBOHA IMIPIRA		1	0.1%
KUBOHA UDUSEKE		1	0.1%
KUBUMBA NO GUTWIKA		1	0.1%
KUBUMBISHA AMATAFARI KUYATWIKI		1	0.1%
KUBUNGABUN/		1	0.1%
UMUTEKANO		1	0.1%
KUDANDAZA		7	1.0%
KUDANDAZA AMATUNGO MAGUFI		1	0.1%
KUDANDAZA BOUTIQUE		1	0.1%
KUDANDAZA COMCO		1	0.1%
KUDANDAZA IBIRIBWA		1	0.1%
KUDANDAZA IBITOKI		1	0.1%
KUDANDAZA IMBUTO		1	0.1%
KUDANDAZA IMYENDA		1	0.1%
KUDANDAZA INKWETO		1	0.1%
KUDANDAZA INYAMA		1	0.1%
KUDANDAZA ITOMATI		1	0.1%
KUDANDAZA MU MANGAZINI		1	0.1%

# A154: What was your occupation?

Value	Label	Cases	Percentage
KUDANDAZA UBUCONCO		3	0.4%
KUDANDAZA UBUCONSHO		1	0.1%
KUDEFIRIZA ABAGORE		1	0.1%
KUDEGAYA IMYENDA CAGUWA		1	0.1%
KUDETAYA UBUCONCO		1	0.1%
KUDODA		1	0.1%
KUDODA IMYENDA		2	0.3%
KUGENZURA ABAHINZI MU MURIMA		1	0.1%
KUGURA KUGURISHA IMYAKA		1	0.1%
KUGURA NO KUGURISHA IMYAKA		1	0.1%
KUGURISHA AMAMODOKA		1	0.1%
KUGURISHA AMATA		1	0.1%
KUGURISHA IKAWA		1	0.1%
KUGURISHA UBUCONCO		1	0.1%
KURAGIRA INKA		1	0.1%
KURANGURA IBICURUZWA		1	0.1%
KURANGURA IKAWA YUMYE		1	0.1%
KURANGURA NO GUCURUZA IMYAKA I		1	0.1%
KURANGURA NO KUDANDAZA		1	0.1%
KURANGURA,G IMYENDA		1	0.1%
KURANGURA,K IBICONCSHO		1	0.1%
KURANGUZA IMYENDA		1	0.1%
KURANGUZA INZOGA		2	0.3%

# A154: What was your occupation?

Value	Label	Cases	Percentage
KURINDA UMUTEKANO W,IGIHUGU		1	0.1%
KUROBA AMAFI		1	0.1%
KUVURA ABARWAYI		1	0.1%
KUVURA INDWARA GENERALISTE		1	0.1%
KUYOBORA ITSINDA RYABAROBYI		1	0.1%
KWAKIRA ABANTU		2	0.3%
KWAKIRA AMAFARANGA		2	0.3%
KWAKIRA AMAFRANGA		1	0.1%
KWEREKANA CINEMA		1	0.1%
KWIGISHA		2	0.3%
KWIGISHA ABANYESHURI		1	0.1%
KWIGISHA AMASHURI ABANZA		1	0.1%
KWIGISHA AMASOMO Y'IMYUGA		1	0.1%
KWIGISHA IKINYARWAND		1	0.1%
KWIGISHA IMIBARE		2	0.3%
KWIGISHA IYOBOKAMANZ		1	0.1%
KWIGISHA KUBUMBA		1	0.1%
KWINIKA AMASAKA NO KUYAGURISHA		1	0.1%
KWOGOSHA		1	0.1%
KWOTSA INYAMA		1	0.1%
KWUBAKISHA AMAZU		1	0.1%
LABORATIN		2	0.3%
LANGUAGE/ ENGLISH TEACHING		1	0.1%
MACON		1	0.1%
MAITRE H'HOTEL		1	0.1%
MANAGER		14	2.0%

# A154: What was your occupation?

Value	Label	Cases	Percentage
MANAGER (AROGOSHA)		1	0.1%
MANAGER DRIVER		1	0.1%
MANAGER W'AKABARI UMUBANO		1	0.1%
MANAGER WA BOUTIQUE		2	0.3%
MANAGER WA BUTIKE		1	0.1%
MANAGER WA PISCINE		1	0.1%
MANAGER WA STUDIO		1	0.1%
MANAGER +SREVEUR		1	0.1%
MASCONERIE		1	0.1%
MECANICIEN		3	0.4%
MENUISERIE		1	0.1%
MILITAIRE		1	0.1%
MOBILISATRICE COMMUNAUTAIRE		1	0.1%
MONITORING AND EVALUATION		1	0.1%
MOTARD		1	0.1%
MU MUSHINGA		1	0.1%
MWARIMU WA MENUISERIE		1	0.1%
MWARIMU WABANA N'ABAMAMA		1	0.1%
NACURUZAGA INYAMA		1	0.1%
NARI NYOBOYE RESTAURENT YANJYE		1	0.1%
NARI UMUSHOFERI		1	0.1%
NIWE WICURURIZAG.		1	0.1%
OBUCONCO		1	0.1%
PAISEUR		1	0.1%
PHOTOGRAPHE		1	0.1%
PLANTON		1	0.1%
PREFET DES ETUDES		1	0.1%

### # A154: What was your occupation?

Value	Label	Cases	Percentage
PRODUCTION MANAGER		1	0.1%
PROF DE CHIMIE ET BIOLOGIE		1	0.1%
PROFESSEUR EN EDUCATION PHYSIQ		1	0.1%
RECEPTION		1	0.1%
RECEPTIONISTI		1	0.1%
REPARATEUR		1	0.1%
REPARATION TV,RADIO		1	0.1%
RESPONSABLE		1	0.1%
RPD OFFICER		1	0.1%
SALES PERSON		1	0.1%
SECRETAIRE		2	0.3%
SECRETAIRE COMPTABLE		1	0.1%
SECRETAIRE EXECUTIVE W'AKAGARI		1	0.1%
SECRETARY COMPTABLE		1	0.1%
SECTION COMMANDER		1	0.1%
SECURITY		1	0.1%
SERVANTE		1	0.1%
SERVEUR		2	0.3%
SERVEUR MURI HOTEL BLUE SKY		1	0.1%
SERVICE SOCIALE		1	0.1%
SHOFFEUR		1	0.1%
SOCIAL ET DEVELOPPEME		1	0.1%
SOCIALE MURI SAFE THE CHILDREN		1	0.1%
SOLS MANAGER		1	0.1%
STORE KEEPER		1	0.1%
STORE OFFICER		1	0.1%
TAKATAKA		1	0.1%
TECHNICIAN OF PHONES		1	0.1%
TECHNICIEN		4	0.6%

# A154: What was your occupation?

Value	Label	Cases	Percentage
TECHNICIEN CORDONIER		1	0.1%
TECHNICIEN D,ELECTRICITE		1	0.1%
TECHNICIEN EN CONSTRUCTION		1	0.1%
TECHNICIEN MURI ELECTROGAZ		1	0.1%
TRAVAILLEU		1	0.1%
UBUBAJI		2	0.3%
UBUBAJI BW'INTEBE N'IBINDI		1	0.1%
UBUCONSHO BW'IBIRIBWA		1	0.1%
UBUCONSHO BWA BOUTIQUE		1	0.1%
UBUCURUZI		3	0.4%
UBUCURUZI BW'IMYAKA		1	0.1%
UBUCURUZI BW'UBUCONSH		1	0.1%
UBUCURUZI BWA BOUTIQUE		1	0.1%
UBUCURUZI BW'INYAMA ZAMATUNGO		1	0.1%
UBUHINZI		2	0.3%
UBUHINZI BW'IBISHYIMBO		1	0.1%
UBUHINZI BW'URUTOKI		1	0.1%
UBUHINZI BW'INYANYA		1	0.1%
UBUHINZI NGANDURARU		1	0.1%
UBUKANISHI		1	0.1%
UBUMOTARI		1	0.1%
UBUSHOFERI		1	0.1%
UBUZAMU		1	0.1%
UBWUBATSI		1	0.1%
UMU SERVEUR		1	0.1%
UMUBAJI		9	1.3%
UMUBAJI- AKICUNGIRA UMUTUNGO		1	0.1%
UMUBITSI		2	0.3%
UMUBUMBYI		1	0.1%



# A154: What was your occupation?

Value	Label	Cases	Percentage
UMUCAMANZA		1	0.1%
UMUCUNGAMA		2	0.3%
UMUCURUZI		20	2.8%
UMUCURUZI MURI BOUTIQUE		1	0.1%
UMUCURUZI UDANDAZA MURI BOUTIQ		1	0.1%
UMUCURUZI URANGUZA		1	0.1%
UMUCURUZI W'AMAFI		1	0.1%
UMUCURUZI W'AMAMESA MW'ISOKO		1	0.1%
UMUCURUZI W'AMASAKA		1	0.1%
UMUCURUZI W'IBIRAYI		1	0.1%
UMUCURUZI W'IBISHYIMBO		1	0.1%
UMUCURUZI W'IBITENGE		1	0.1%
UMUCURUZI W'IMYENDA		3	0.4%
UMUCURUZI W'IMYENDA MU ISOKO		1	0.1%
UMUCURUZI W'INKWETO WA CAGUWA		1	0.1%
UMUCURUZI W'INZOGA		2	0.3%
UMUCURUZI W'ISABUNE N'UMUNYU		1	0.1%
UMUCURUZI W'UBUCONCO		2	0.3%
UMUCURUZI WA BOUTIQUE		1	0.1%
UMUCURUZI WIMYENDA		1	0.1%
UMUDOZI		4	0.6%
UMUDOZI W'IMYENDA		5	0.7%
UMUFIRERI(GU KUBUDODO)		1	0.1%
UMUFOROMO		2	0.3%
UMUFOROMO KAZI		1	0.1%
UMUFUNDI		10	1.4%

# A154: What was your occupation?

Value	Label	Cases	Percentage
UMUGANGA/ INFIRMIERE		1	0.1%
UMUHINZI		9	1.3%
UMUHINZI URUTOKI		1	0.1%
UMUHINZI MWOROZI		1	0.1%
UMUHINZI N'UMWOROZI		1	0.1%
UMUHINZI W'AMASAKA		1	0.1%
UMUHINZI W'IBIJUMBA		1	0.1%
UMUHINZI W'IBIRAYI		3	0.4%
UMUHINZI W'IBISHYIMBO		2	0.3%
UMUHINZI W'IBISHYIMBO,		1	0.1%
UMUHINZI W'INGANO		2	0.3%
UMUHINZI W'INISHYIMBO		1	0.1%
UMUHINZI W'INYANYA		1	0.1%
UMUHINZI W'UMUCERI		1	0.1%
UMUHINZI WIBISHYIMBO		1	0.1%
UMUHINZI WIMYAKA		1	0.1%
UMUJYANAMA WA FAMILLE		1	0.1%
UMUKANISHI		1	0.1%
UMUKANISHI W'AMAGARE		1	0.1%
UMUKORESHA WA PEPINIÈRE		1	0.1%
UMUKORESHA/ UMUYOBOZI		1	0.1%
UMUKOZI UCUNGA AMATUNGO YIKIGO		1	0.1%
UMUKOZI UTANGA INZOGA		1	0.1%
UMUKOZI W'ISUKU		1	0.1%
UMUKOZI WO MU RUGO		1	0.1%
UMUKOZI WO MURUGO		1	0.1%

# A154: What was your occupation?

Value	Label	Cases	Percentage
UMULOCAL DEFENSE		1	0.1%
UMUMOTARI		2	0.3%
UMUNYAMABA/ NSHINGABIKOI		1	0.1%
UMUNYONZI		5	0.7%
UMUNYONZI UTWARA ABANTU		1	0.1%
UMUNYONZI W'IGARE		1	0.1%
UMURANGUZI/ UMUCURUZI		1	0.1%
UMUREZI W'ICYONGEREZI MURI PRI		1	0.1%
UMURUZI		1	0.1%
UMUSAE		1	0.1%
UMUSHOFERI		5	0.7%
UMUSHOFERI WA TAXI VOITURE		1	0.1%
UMUSHOFERI WA MINI BUS		1	0.1%
UMUSILIKARE KURINDA UMUSIRIKAR		1	0.1%
UMUSIRIKARE		28	3.9%
UMUSIRIKARE URINDA UMUTEKANO		1	0.1%
UMUSIRIKARE WO HASI		1	0.1%
UMUSIRIKARI		1	0.1%
UMUSISIRKARE		1	0.1%
UMUTEKINISIIY		1	0.1%
UMUTETSI		1	0.1%
UMUVUGABUT		1	0.1%
UMUYEDE		1	0.1%
UMUYEDE W'ABAFUNDI		1	0.1%
UMUYEDI		2	0.3%
UMUYOBOZI		4	0.6%
UMUYOBOZI MUKURU		1	0.1%
UMUYOBOZI W'AKAGARI		1	0.1%
UMUYOBOZI W'IDUKA		1	0.1%
UMUYOBOZI W'IGARE		1	0.1%

# A154: What was your occupation?

Value	Label	Cases	Percentage
UMUYOBOZI W'IKIGO		1	0.1%
UMUYOBOZI WA ATELIER Y'UBUDOZI		1	0.1%
UMUYOBOZI WA BOUTIQUE		2	0.3%
UMUYOBOZI WA GEREZA\		1	0.1%
UMUYOBOZI WA MOTO		1	0.1%
UMUYOBOZI WA RESTAURANT		1	0.1%
UMUYOBOZI WAYO		1	0.1%
UMUZAMU		2	0.3%
UMWALIMU		1	0.1%
UMWALIMU MURI PRIMARY		1	0.1%
UMWALIMU W'IMIBARE		1	0.1%
UMWALIMU WA GEO		1	0.1%
UMWARIMU		8	1.1%
UMWARIMU WA PRIMAIRE		1	0.1%
UMWARIMU MU MASHURI ABANZA		2	0.3%
UMWARIMU MUKIGO		1	0.1%
UMWARIMU MUMASHULI		1	0.1%
UMWARIMU MURI PRIMAIRE		5	0.7%
UMWARIMU MW'ISHURI RIBANZA		1	0.1%
UMWARIMU W'ABAKUZE BATIZE		1	0.1%
UMWARIMU W'AMASOMO YOSE MU MAS		1	0.1%
UMWARIMU W'ICYONGEREZ		1	0.1%
UMWARIMU W'IMIBARE MU PRIMAIRE		1	0.1%

# A154: What was your occupation?

Value	Label	Cases	Percentage
UMWARIMU W'IMIBARE MURI SEC.		1	0.1%
UMWARIMU W'IMIBARE,ICY		1	0.1%
UMWARIMU W'INDIMI		2	0.3%
UMWARIMU WA HISTOIRE MURI SEC		1	0.1%
UMWARIMU WA HISTORY&GEO		1	0.1%
UMWARIMU WUBUGENGE MURI SECOND		1	0.1%
UMWENZI W'IMITOBE		1	0.1%
UMWOGOSHI		1	0.1%
UMWUBATSI		2	0.3%
UMWUBATSI UCIRIRITSE		1	0.1%
URUBYIRUKO,U NA SPIRT		1	0.1%
USHINZWE ISUKU		1	0.1%
VETERNAIRE W'UMURENGE		1	0.1%
VICE PRISIDENT		1	0.1%
YACURUGA AMATA		1	0.1%
YACURUZA UBUCONSHO		1	0.1%
YACURUZAGA INKWETO ZA CAGUWA		1	0.1%
YACURUZAGA INYAMA MURI BOUCHER		1	0.1%
YACURUZAGA URUCONCO ADANDAZA		1	0.1%
YADODAGA IMYENDA		1	0.1%
YAGURISHAGA IMYUMBATI		1	0.1%
YAKORAGA MASSAGE MURI KINE		1	0.1%
YAKORAGA MU CYOKEZO		1	0.1%

# A154: What was your occupation?

Value	Label	Cases	Percentage
YAKORAGA MURI ARCHIVE		1	0.1%
YARABABAZAC		1	0.1%
YARACURUZAC		2	0.3%
YARACURUZAC IMYENDA		1	0.1%
YARADODAGA		1	0.1%
YARADODAGA		1	0.1%
YARASYAGA IMYUMBATI N'AMASAKA		1	0.1%
YARI ANSHINZWEIM MYIZA		1	0.1%
YARI ASHINZWE UMUTUNGO		1	0.1%
YARI CAISSIERE		1	0.1%
YARI CAISSIERE WABO W'UMUSHING		1	0.1%
YARI NYIRI AKABARI		1	0.1%
YARI NYIRI RESTAURANT		1	0.1%
YARI UMUBAJI		1	0.1%
YARI UMUBYAZA		1	0.1%
YARI UMUFUNDI		1	0.1%
YARI UMUMOTARD		1	0.1%
YARI UMUSIRIKARE		2	0.3%
YARI UMWARIMU		2	0.3%
YARI UMWUBATSI		1	0.1%
YARICURURIZ/ ADANDAZA		1	0.1%
YARIGISHAGA		1	0.1%
YARIKORERAG AHINGA		1	0.1%
YARINDAGA IMIRIMA Y'IBIRAYI		1	0.1%
YAROGOSHAG, MU ISOKO		3	0.4%
YAROGOSHAG, MU ISOKO		1	0.1%

### # A154: What was your occupation?

Value	Label	Cases	Percentage
YASYAGA IBIGORI IMYUMBATSI		1	0.1%
YATEKAGA IBIDIYA		1	0.1%
YATWARAGA ABAGENZI		1	0.1%
YENGAGA URWAGWA AKANARUPIMA		1	0.1%
YEREKANAGA FILM		1	0.1%
YIGISHA CHIMIE		1	0.1%
akazi ko murugo		1	0.1%
comptable		1	0.1%
guhinga imyumbati		1	0.1%
guhingira urugo		1	0.1%
gukoresha abahinga		1	0.1%
gutanga ibicuruzwa		1	0.1%
huginga no korora		1	0.1%
narihingiraga mu murima		1	0.1%
serveur		1	0.1%
umubaji		1	0.1%
umubaji wibyomurugo		1	0.1%
umucuruzi w,imywenda		1	0.1%
umumotar		1	0.1%
yacuruzaga amatungo		1	0.1%
yicururizxaga umuceri		1	0.1%

Warning: these figures indicate the number of cases found in the data file. They cannot be interpreted as summary statistics of the population of interest.

### # A154A: ISCO

**Information** [Type= discrete] [Format=numeric] [Range= 110-9999] [Missing=\*]

**Statistics [NW/ W]** [Valid=719 /-] [Invalid=945 /-]

Value	Label	Cases	Percentage
110	Commissioned armed forces officers	2	0.3%
210	Non-commissioned armed forces officers	1	0.1%
242	Administration professionals	0	
310	Armed forces occupations, other ranks	37	5.1%
334	Administrative and specialised secretaries	0	
723	Machinery mechanics and repairers	0	
835	Ships' deck crews and related workers	0	

**# A154A: ISCO**

Value	Label	Cases	Percentage
912	Vehicle, window, laundry and other hand cleaning workers	0	
1111	Legislators	0	
1112	Senior government officials	0	
1113	Traditional chiefs and heads of village	6	0.8%
1114	Senior officials of special-interest organizations	0	
1120	Managing directors and chief executives	0	
1211	Finance managers	3	0.4%
1212	Human resource managers	1	0.1%
1213	Policy and planning managers	0	
1219	Business services and administration managers not elsewhere	1	0.1%
1221	Sales and marketing managers	0	
1222	Advertising and public relations managers	0	
1223	Research and development managers	0	
1311	Agricultural and forestry production managers	0	
1312	Aquaculture and fisheries production managers	1	0.1%
1321	Manufacturing managers	1	0.1%
1322	Mining managers	2	0.3%
1323	Construction managers	0	
1324	Supply, distribution and related managers	1	0.1%
1330	Information and communications technology service managers	0	
1341	Child care services managers	1	0.1%
1342	Health services managers	0	
1343	Aged care services managers	0	
1344	Social welfare managers	0	
1345	Education managers	1	0.1%
1346	Financial and insurance services branch managers	0	
1349	Professional services managers not elsewhere classified	1	0.1%
1411	Hotel managers	1	0.1%
1412	Restaurant managers	5	0.7%
1420	Retail and wholesale trade managers	4	0.6%
1431	Sports, recreation and cultural centre managers	0	
1439	Services managers not elsewhere classified	7	1.0%
2111	Physicists and astronomers	0	
2112	Meteorologists	0	
2113	Chemists	0	
2114	Geologists and geophysicists	0	
2120	Mathematicians, actuaries and statisticians	0	
2131	Biologists, botanists, zoologists and related professionals	0	
2132	Farming, forestry and fisheries advisers	2	0.3%
2133	Environmental protection professionals	0	
2141	Industrial and production engineers	0	
2142	Civil engineers	0	
2143	Environmental engineers	0	
2144	Mechanical engineers	1	0.1%
2145	Chemical engineers	0	



## # A154A: ISCO

Value	Label	Cases	Percentage
2146	Mining engineers, metallurgists and related professionals	0	
2149	Engineering professionals not elsewhere classified	0	
2151	Electrical engineers	0	
2152	Electronics engineers	0	
2153	Telecommunications engineers	0	
2161	Building architects	0	
2162	Landscape architects	0	
2163	Product and garment designers	0	
2164	Town and traffic planners	0	
2165	Cartographers and surveyors	0	
2166	Graphic and multimedia designers	0	
2211	Generalist medical practitioners	0	
2212	Specialist medical practitioners	0	
2221	Nursing professionals	2	0.3%
2222	Midwifery professionals	0	
2230	Traditional and complementary medicine professionals	0	
2240	Paramedical practitioners	0	
2250	Veterinarians	1	0.1%
2261	Dentists	0	
2262	Pharmacists	0	
2263	Environmental and occupational health and hygiene profession	0	
2264	Physiotherapists	0	
2265	Dieticians and nutritionists	0	
2266	Audiologists and speech therapists	0	
2267	Optometrists and ophthalmic opticians	0	
2269	Health professionals not elsewhere classified	0	
2310	University and higher education teachers	1	0.1%
2320	Vocational education teachers	1	0.1%
2330	Secondary education teachers	15	2.1%
2341	Primary school teachers	32	4.5%
2342	Early childhood educators	0	
2351	Education methods specialists	0	
2352	Special needs teachers	1	0.1%
2353	Other language teachers	0	
2354	Other music teachers	0	
2355	Other arts teachers	2	0.3%
2356	Information technology trainers	0	
2359	Teaching professionals not elsewhere classified	0	
2411	Accountants	13	1.8%
2412	Financial and investment advisers	2	0.3%
2413	Financial analysts	1	0.1%
2421	Management and organization analysts	0	
2422	Policy administration professionals	0	
2423	Personnel and careers professionals	0	
2424	Training and staff development professionals	0	

**# A154A: ISCO**

Value	Label	Cases	Percentage
2431	Advertising and marketing professionals	0	
2432	Public relations professionals	0	
2433	Technical and medical sales professionals (excluding ICT)	0	
2434	Information and communications technology sales professional	0	
2511	Systems analysts	0	
2512	Software developers	0	
2513	Web and multimedia developers	0	
2514	Applications programmers	0	
2519	Software and applications developers and analysts not elsewhere	0	
2521	Database designers and administrators	0	
2522	Systems administrators	0	
2523	Computer network professionals	0	
2529	Database and network professionals not elsewhere classified	0	
2611	Lawyers	1	0.1%
2612	Judges	2	0.3%
2619	Legal professionals not elsewhere classified	0	
2621	Archivists and curators	1	0.1%
2622	Librarians and related information professionals	0	
2631	Economists	0	
2632	Sociologists, anthropologists and related professionals	0	
2633	Philosophers, historians and political scientists	0	
2634	Psychologists	0	
2635	Social work and counselling professionals	3	0.4%
2636	Religious professionals	2	0.3%
2641	Authors and related writers	0	
2642	Journalists	0	
2643	Translators, interpreters and other linguists	0	
2651	Visual artists	0	
2652	Musicians, singers and composers	0	
2653	Dancers and choreographers	0	
2654	Film, stage and related directors and producers	1	0.1%
2655	Actors	0	
2656	Announcers on radio, television and other media	0	
2659	Creative and performing artists not elsewhere classified	0	
3111	Chemical and physical science technicians	0	
3112	Civil engineering technicians	0	
3113	Electrical engineering technicians	0	
3114	Electronics engineering technicians	2	0.3%
3115	Mechanical engineering technicians	1	0.1%
3116	Chemical engineering technicians	0	
3117	Mining and metallurgical technicians	0	
3118	Draughtspersons	0	
3119	Physical and engineering science technicians not elsewhere c	0	
3121	Mining supervisors	0	
3122	Manufacturing supervisors	0	

# A154A: ISCO

Value	Label	Cases	Percentage
3123	Construction supervisors	4	0.6%
3131	Power production plant operators	2	0.3%
3132	Incinerator and water treatment plant operators	0	
3133	Chemical processing plant controllers	0	
3134	Petroleum and natural gas refining plant operators	0	
3135	Metal production process controllers	0	
3139	Process control technicians not elsewhere classified	0	
3141	Life science technicians (excluding medical)	0	
3142	Agricultural technicians	1	0.1%
3143	Forestry technicians	0	
3151	Ships' engineers	0	
3152	Ships' deck officers and pilots	0	
3153	Aircraft pilots and related associate professionals	0	
3154	Air traffic controllers	0	
3155	Air traffic safety electronics technicians	0	
3211	Medical imaging and therapeutic equipment technicians	1	0.1%
3212	Medical and pathology laboratory technicians	2	0.3%
3213	Pharmaceutical technicians and assistants	0	
3214	Medical and dental prosthetic technicians	0	
3221	Nursing associate professionals	4	0.6%
3222	Midwifery associate professionals	0	
3230	Traditional and complementary medicine associate professiona	0	
3240	Veterinary technicians and assistants	0	
3251	Dental assistants and therapists	0	
3252	Medical records and health information technicians	0	
3253	Community health workers	0	
3254	Dispensing opticians	0	
3255	Physiotherapy technicians and assistants	1	0.1%
3256	Medical assistants	2	0.3%
3257	Environmental and occupational health inspectors and associa	0	
3258	Ambulance workers	1	0.1%
3259	Health associate professionals not elsewhere classified	0	
3311	Securities and finance dealers and brokers	0	
3312	Credit and loans officers	0	
3313	Accounting associate professionals	0	
3314	Statistical, mathematical and related associate professional	0	
3315	Valuers and loss assessors	0	
3321	Insurance representatives	0	
3322	Commercial sales representatives	1	0.1%
3323	Buyers	0	
3324	Trade brokers	0	
3331	Clearing and forwarding agents	0	
3332	Conference and event planners	0	
3333	Employment agents and contractors	0	
3334	Real estate agents and property managers	0	

# A154A: ISCO

Value	Label	Cases	Percentage
3339	Business services agents not elsewhere classified	0	
3341	Office supervisors	0	
3342	Legal secretaries	0	
3343	Administrative and executive secretaries	1	0.1%
3344	Medical secretaries	0	
3351	Customs and border inspectors	0	
3352	Government tax and excise officials	1	0.1%
3353	Government social benefits officials	0	
3354	Government licensing officials	0	
3355	Police inspectors and detectives	0	
3359	Regulatory government associate professionals not elsewhere	0	
3411	Police inspectors and detectives	0	
3412	Social work associate professionals	4	0.6%
3413	Religious associate professionals	1	0.1%
3421	Athletes and sports players	0	
3422	Sports coaches, instructors and officials	0	
3423	Fitness and recreation instructors and program leaders	1	0.1%
3431	Photographers	3	0.4%
3432	Interior designers and decorators	0	
3433	Gallery, museum and library technicians	0	
3434	Chefs	0	
3435	Other artistic and cultural associate professionals	0	
3511	Information and communications technology operations technic	1	0.1%
3512	Information and communications technology user support techn	0	
3513	Computer network and systems technicians	0	
3514	Web technicians	0	
3521	Broadcasting and audio-visual technicians	0	
3522	Telecommunications engineering technicians	0	
4110	General office clerks	0	
4120	Secretaries (general)	2	0.3%
4131	Typists and word processing operators	0	
4132	Data entry clerks	0	
4211	Bank tellers and related clerks	0	
4212	Bookmakers, croupiers and related gaming workers	0	
4213	Pawnbrokers and money-lenders	0	
4214	Debt-collectors and related workers	0	
4221	Travel consultants and clerks	0	
4222	Contact centre information clerks	0	
4223	Telephone switchboard operators	0	
4224	Hotel receptionists	0	
4225	Enquiry clerks	0	
4226	Receptionists (general)	4	0.6%
4227	Survey and market research interviewers	0	
4229	Client information workers not elsewhere classified	0	
4311	Accounting and bookkeeping clerks	0	

**# A154A: ISCO**

Value	Label	Cases	Percentage
4312	Statistical, finance and insurance clerks	0	
4313	Payroll clerks	0	
4321	Stock clerks	3	0.4%
4322	Production clerks	0	
4323	Transport clerks	0	
4411	Library clerks	0	
4412	Mail carriers and sorting clerks	0	
4413	Coding, proof-reading and related clerks	0	
4414	Scribes and related workers	0	
4415	Filing and copying clerks	0	
4416	Personnel clerks	0	
4419	Clerical support workers not elsewhere classified	1	0.1%
5111	Travel attendants and travel stewards	0	
5112	Transport conductors	4	0.6%
5113	Travel guides	0	
5120	Cooks	9	1.3%
5131	Waiters	5	0.7%
5132	Bartenders	8	1.1%
5141	Hairdressers	19	2.6%
5142	Beauticians and related workers	0	
5151	Cleaning and housekeeping supervisors in offices, hotels and	0	
5152	Domestic housekeepers	0	
5153	Building caretakers	0	
5161	Astrologers, fortune-tellers and related workers	0	
5162	Companions and valets	0	
5163	Undertakers and embalmers	0	
5164	Pet groomers and animal care workers	0	
5165	Driving instructors	0	
5169	Personal services workers not elsewhere classified	1	0.1%
5211	Stall and market salespersons	21	2.9%
5212	Street food salespersons	0	
5221	Shop keepers	129	17.9%
5222	Shop supervisors	6	0.8%
5223	Shop sales assistants	16	2.2%
5230	Cashiers and ticket clerks	12	1.7%
5241	Fashion and other models	0	
5242	Sales demonstrators	0	
5243	Door to door salespersons	0	
5244	Contact centre salespersons	0	
5245	Service station attendants	0	
5246	Food service counter attendants	2	0.3%
5249	Sales workers not elsewhere classified	3	0.4%
5311	Child care workers	0	
5312	Teachers' aides	0	
5321	Health care assistants	0	

## # A154A: ISCO

Value	Label	Cases	Percentage
5322	Home-based personal care workers	0	
5329	Personal care workers in health services not elsewhere class	0	
5411	Fire-fighters	0	
5412	Police officers	0	
5413	Prison guards	1	0.1%
5414	Security guards	9	1.3%
5419	Protective services workers not elsewhere classified	0	
6111	Field crop and vegetable growers	34	4.7%
6112	Tree and shrub crop growers	2	0.3%
6113	Gardeners, horticultural and nursery growers	0	
6114	Mixed crop growers	11	1.5%
6121	Livestock and dairy producers	2	0.3%
6122	Poultry producers	0	
6123	Apiarists and sericulturists	0	
6129	Animal producers not elsewhere classified	0	
6130	Mixed crop and animal producers	6	0.8%
6210	Forestry and related workers	0	
6221	Aquaculture workers	0	
6222	Inland and coastal waters fishery workers	1	0.1%
6223	Deep-sea fishery workers	0	
6224	Hunters and trappers	0	
6310	Subsistence crop farmers	19	2.6%
6320	Subsistence livestock farmers	0	
6330	Subsistence mixed crop and livestock farmers	7	1.0%
6340	Subsistence fishers, hunters, trappers and gatherers	0	
7111	House builders	26	3.6%
7112	Bricklayers and related workers	3	0.4%
7113	Stonemasons, stone cutters, splitters and carvers	0	
7114	Concrete placers, concrete finishers and related workers	0	
7115	Carpenters and joiners	25	3.5%
7119	Building frame and related trades workers not elsewhere clas	0	
7121	Roofers	1	0.1%
7122	Floor layers and tile setters	0	
7123	Plasterers	0	
7124	Insulation workers	0	
7125	Glaziers	0	
7126	Plumbers and pipe fitters	1	0.1%
7127	Air conditioning and refrigeration mechanics	0	
7131	Painters and related workers	0	
7132	Spray painters and varnishers	0	
7133	Building structure cleaners	0	
7211	Metal moulders and coremakers	0	
7212	Welders and flamecutters	1	0.1%
7213	Sheet-metal workers	0	
7214	Structural-metal preparers and erectors	0	

**# A154A: ISCO**

Value	Label	Cases	Percentage
7215	Riggers and cable splicers	0	
7221	Blacksmiths, hammersmiths and forging press workers	0	
7222	Toolmakers and related workers	0	
7223	Metal working machine tool setters and operators	0	
7224	Metal polishers, wheel grinders and tool sharpeners	0	
7231	Motor vehicle mechanics and repairers	6	0.8%
7232	Aircraft engine mechanics and repairers	0	
7233	Agricultural and industrial machinery mechanics and repairer	0	
7234	Bicycle and related repairers	1	0.1%
7311	Precision-instrument makers and repairers	0	
7312	Musical instrument makers and tuners	0	
7313	Jewellery and precious-metal workers	0	
7314	Potters and related workers	0	
7315	Glass makers, cutters, grinders and finishers	0	
7316	Sign writers, decorative painters, engravers and etchers	0	
7317	Handicraft workers in wood, basketry and related materials	1	0.1%
7318	Handicraft workers in textile, leather and related materials	0	
7319	Handicraft workers not elsewhere classified	0	
7321	Pre-press technicians	0	
7322	Printers	0	
7323	Print finishing and binding workers	1	0.1%
7411	Building and related electricians	3	0.4%
7412	Electrical mechanics and fitters	0	
7413	Electrical line installers and repairers	1	0.1%
7421	Electronics mechanics and servicers	1	0.1%
7422	Information and communications technology installers and ser	0	
7511	Butchers, fishmongers and related food preparers	4	0.6%
7512	Bakers, pastry-cooks and confectionery makers	8	1.1%
7513	Dairy-products makers	1	0.1%
7514	Fruit, vegetable and related preservers	1	0.1%
7515	Food and beverage tasters and graders	1	0.1%
7516	Tobacco preparers and tobacco products makers	0	
7521	Wood treaters	2	0.3%
7522	Cabinet-makers and related workers	0	
7523	Woodworking-machine tool setters and operators	1	0.1%
7531	Tailors, dressmakers, furriers and hatters	15	2.1%
7532	Garment and related pattern-makers and cutters	2	0.3%
7533	Sewing, embroidery and related workers	0	
7534	Upholsterers and related workers	0	
7535	Pelt dressers, tanners and fellmongers	0	
7536	Shoemakers and related workers	1	0.1%
7541	Underwater divers	0	
7542	Shotfirers and blasters	0	
7543	Product graders and testers (excluding foods and beverages)	0	
7544	Fumigators and other pest and weed controllers	0	

**# A154A: ISCO**

Value	Label	Cases	Percentage
7549	Craft and related workers not elsewhere classified	0	
8111	Miners and quarriers	0	
8112	Mineral and stone processing plant operators	0	
8113	Well drillers and borers and related workers	0	
8114	Cement, stone and other mineral products machine operators	0	
8121	Metal processing plant operators	0	
8122	Metal finishing, plating and coating machine operators	0	
8131	Chemical products plant and machine operators	0	
8132	Photographic products machine operators	1	0.1%
8141	Rubber products machine operators	0	
8142	Plastic products machine operators	0	
8143	Paper products machine operators	0	
8151	Fibre preparing, spinning and winding machine operators	1	0.1%
8152	Weaving and knitting machine operators	1	0.1%
8153	Sewing machine operators	0	
8154	Bleaching, dyeing and fabric cleaning machine operators	0	
8155	Fur and leather preparing machine operators	0	
8156	Shoemaking and related machine operators	1	0.1%
8157	Laundry machine operators	0	
8159	Textile, fur and leather products machine operators not else	0	
8160	Food and related products machine operators	4	0.6%
8171	Pulp and papermaking plant operators	0	
8172	Wood processing plant operators	0	
8181	Glass and ceramics plant operators	0	
8182	Steam engine and boiler operators	0	
8183	Packing, bottling and labelling machine operators	0	
8189	Stationary plant and machine operators not elsewhere classif	0	
8211	Mechanical machinery assemblers	0	
8212	Electrical and electronic equipment assemblers	0	
8219	Assemblers not elsewhere classified	0	
8311	Locomotive engine drivers	0	
8312	Railway brake, signal and switch operators	0	
8321	Motorcycle drivers	10	1.4%
8322	Car, taxi and van drivers	14	1.9%
8331	Bus and tram drivers	1	0.1%
8332	Heavy truck and lorry drivers	1	0.1%
8341	Mobile farm and forestry plant operators	0	
8342	Earthmoving and related plant operators	0	
8343	Crane, hoist and related plant operators	0	
8344	Lifting truck operators	0	
8350	Ships' deck crews and related workers	1	0.1%
9111	Domestic cleaners and helpers	5	0.7%
9112	Cleaners and helpers in offices, hotels and other establishm	3	0.4%
9121	Hand launderers and pressers	0	
9122	Vehicle cleaners	0	



## # A154A: ISCO

Value	Label	Cases	Percentage
9123	Window cleaners	0	
9129	Other cleaning workers	0	
9211	Crop farm labourers	2	0.3%
9212	Livestock farm labourers	3	0.4%
9213	Mixed crop and livestock farm labourers	0	
9214	Garden and horticultural labourers	0	
9215	Forestry labourers	0	
9216	Fishery and aquaculture labourers	0	
9311	Mining and quarrying labourers	3	0.4%
9312	Civil engineering labourers	0	
9313	Building construction labourers	5	0.7%
9321	Hand packers	0	
9329	Manufacturing labourers not elsewhere classified	4	0.6%
9331	Hand and pedal vehicle drivers	8	1.1%
9332	Drivers of animal-drawn vehicles and machinery	0	
9333	Freight handlers	0	
9334	Shelf fillers	0	
9411	Fast food preparers	2	0.3%
9412	Kitchen helpers	0	
9510	Street and related service workers	0	
9520	Street vendors (excluding food)	0	
9611	Garbage and recycling collectors	0	
9612	Refuse sorters	0	
9613	Sweepers and related labourers	0	
9621	Messengers, package deliverers and luggage porters	1	0.1%
9622	Odd job persons	0	
9623	Meter readers and vending-machine collectors	0	
9624	Water and firewood collectors	0	
9629	Elementary workers not elsewhere classified	0	
9999		10	1.4%
Sysmiss		945	

Warning: these figures indicate the number of cases found in the data file. They cannot be interpreted as summary statistics of the population of interest.

## # ISCO1A154A: ISCO\_FIRST\_LEVELA154A

<b>Information</b>	[Type= discrete] [Format=numeric] [Range= 1-99] [Missing=*]		
<b>Statistics [NW/ W]</b>	[Valid=719 /-] [Invalid=945 /-]		
Value	Label	Cases	Percentage
1	Managers	36	5.0%
2	Professionals	84	11.7%
3	Technical and associate professionals	34	4.7%
4	Clerical support workers	10	1.4%
5	Services and sales workers	245	34.1%
6	Skilled agricultural, forestry and fishery workers	82	11.4%
7	Craft and related trade workers	107	14.9%
8	Plant and machine operators and assemblers	35	4.9%

### # ISCO1A154A: ISCO\_FIRST\_LEVELA154A

Value	Label	Cases	Percentage
9	Elementary occupations	36	5.0%
10	Armed forces occupations	40	5.6%
99	Missing values	10	1.4%
Sysmiss		945	

Warning: these figures indicate the number of cases found in the data file. They cannot be interpreted as summary statistics of the population of interest.

### # A155: How long did you work in the previous job?

<b>Information</b>	[Type= continuous] [Format=numeric] [Range= 0-99] [Missing=*]
<b>Statistics [NW/ W]</b>	[Valid=719 /-] [Invalid=945 /-] [Mean=7.291 /-] [StdDev=8.711 /-]

### # EXGR\_A155: Previous experience groups

<b>Information</b>	[Type= discrete] [Format=numeric] [Range= 1-6] [Missing=*]
<b>Statistics [NW/ W]</b>	[Valid=719 /-] [Invalid=945 /-]

Value	Label	Cases	Percentage
1	Less than 2 years	96	13.4%
2	2-4 years	229	31.8%
3	5-7 years	153	21.3%
4	8-10 years	103	14.3%
5	11-13 years	40	5.6%
6	14+	98	13.6%
Sysmiss		945	

Warning: these figures indicate the number of cases found in the data file. They cannot be interpreted as summary statistics of the population of interest.

### # A156: Was the job matched your education?

<b>Information</b>	[Type= discrete] [Format=numeric] [Range= 1-9] [Missing=*]
<b>Statistics [NW/ W]</b>	[Valid=719 /-] [Invalid=945 /-]

Value	Label	Cases	Percentage
1	Yes Matched	435	60.5%
2	No	280	38.9%
9	Missing Value	4	0.6%
Sysmiss		945	

Warning: these figures indicate the number of cases found in the data file. They cannot be interpreted as summary statistics of the population of interest.

### # A157: Ministry and other institutions

<b>Information</b>	[Type= continuous] [Format=numeric] [Range= 0-35] [Missing=*/99]
<b>Statistics [NW/ W]</b>	[Valid=716 /-] [Invalid=948 /-] [Mean=1.841 /-] [StdDev=4.31 /-]

### # A157A: Parastatal

<b>Information</b>	[Type= discrete] [Format=numeric] [Range= 0-14] [Missing=*/99]
<b>Statistics [NW/ W]</b>	[Valid=716 /-] [Invalid=948 /-]

Value	Label	Cases	Percentage
0		705	98.5%
2		1	0.1%
3		3	0.4%
4		3	0.4%
5		2	0.3%
10		1	0.1%

**# A157A: Parastatal**

Value	Label	Cases	Percentage
14		1	0.1%
99		3	
Sysmiss		945	

*Warning: these figures indicate the number of cases found in the data file. They cannot be interpreted as summary statistics of the population of interest.*

**# A157B: Company**

<b>Information</b>	[Type= continuous] [Format=numeric] [Range= 0-47] [Missing=*/99]
<b>Statistics [NW/ W]</b>	[Valid=716 /-] [Invalid=948 /-] [Mean=8.869 /-] [StdDev=8.133 /-]

**# A157C: Co-operative**

<b>Information</b>	[Type= discrete] [Format=numeric] [Range= 0-15] [Missing=*/99]
<b>Statistics [NW/ W]</b>	[Valid=716 /-] [Invalid=948 /-]

Value	Label	Cases	Percentage
0		689	96.2%
1		4	0.6%
2		2	0.3%
3		6	0.8%
4		4	0.6%
5		2	0.3%
7		3	0.4%
10		3	0.4%
13		1	0.1%
14		1	0.1%
15		1	0.1%
99		3	
Sysmiss		945	

*Warning: these figures indicate the number of cases found in the data file. They cannot be interpreted as summary statistics of the population of interest.*

**# A157D: NGO/CSO/CBO**

<b>Information</b>	[Type= discrete] [Format=numeric] [Range= 0-20] [Missing=*/99]
<b>Statistics [NW/ W]</b>	[Valid=716 /-] [Invalid=948 /-]

Value	Label	Cases	Percentage
0		692	96.6%
1		3	0.4%
2		5	0.7%
3		2	0.3%
4		4	0.6%
5		3	0.4%
6		1	0.1%
8		2	0.3%
9		1	0.1%
10		1	0.1%
11		1	0.1%
20		1	0.1%
99		3	
Sysmiss		945	

**# A157D: NGO/CSO/CBO**

*Warning: these figures indicate the number of cases found in the data file. They cannot be interpreted as summary statistics of the population of interest.*

**# A157E: Other**

**Information** [Type= continuous] [Format=numeric] [Range= 0-25] [Missing=\*/99]

**Statistics [NW/ W]** [Valid=716 /-] [Invalid=948 /-] [Mean=0.335 /-] [StdDev=1.827 /-]

**# TE: Total experience**

**Information** [Type= continuous] [Format=numeric] [Range= 0-47] [Missing=\*]

**Statistics [NW/ W]** [Valid=716 /-] [Invalid=948 /-] [Mean=11.497 /-] [StdDev=8.218 /-]

**# A157S: Other-Specify**

**Information** [Type= discrete] [Format=character] [Missing=\*]

**Statistics [NW/ W]** [Valid=18 /-] [Invalid=0 /-]

Value	Label	Cases	Percentage
0		2	11.1%
319940		1	5.6%
ABIKORERA		1	5.6%
KWIKORERA		1	5.6%
KWIKORERA MU BUCURUZI		1	5.6%
KWIKORERA URUSYO		1	5.6%
MURI KUYA MU BAMASELA		1	5.6%
MURUGO		1	5.6%
UBUBAJI		1	5.6%
UBUCONSHO BWIBYO KURYA		1	5.6%
UBUHINZI BWIBIRAYI		1	5.6%
UBUHINZI NGANDURA RUGA		1	5.6%
UMUHINZI NARIKORERAG		1	5.6%
YARI KORERAGA		1	5.6%
YARIKORERAG		2	11.1%
urugo		1	5.6%

*Warning: these figures indicate the number of cases found in the data file. They cannot be interpreted as summary statistics of the population of interest.*

**# A158: What was your highest level of education when you first enter the labour market ?(after reaching 15 year of age)**

**Information** [Type= discrete] [Format=numeric] [Range= 1-9] [Missing=\*]

**Statistics [NW/ W]** [Valid=1491 /-] [Invalid=173 /-]

Value	Label	Cases	Percentage
1	No education	303	20.3%
2	Primary	793	53.2%
3	Secondary	221	14.8%

**# A158: What was your highest level of education when you first enter the labour market ?(after reaching 15 year of age)**

Value	Label	Cases	Percentage
4	TVET	143	9.6%
5	Tertiary	26	1.7%
9	Missing Value	5	0.3%
Sysmiss		173	

*Warning: these figures indicate the number of cases found in the data file. They cannot be interpreted as summary statistics of the population of interest.*

**# A159: Indicate the year of your graduation before entering the labour market for the first time.**

<b>Information</b>	[Type= continuous] [Format=numeric] [Range= 1962-9999] [Missing=*]
<b>Statistics [NW/ W]</b>	[Valid=395 /-] [Invalid=1269 /-] [Mean=2239.299 /-] [StdDev=1375.305 /-]

**# A159\_grp: Age\_group of A159**

<b>Information</b>	[Type= continuous] [Format=numeric] [Range= 1-99] [Missing=*]
<b>Statistics [NW/ W]</b>	[Valid=395 /-] [Invalid=1269 /-] [Mean=6.438 /-] [StdDev=16.531 /-]

**# A160Y: How long did it take you to find your first job?**

<b>Information</b>	[Type= continuous] [Format=numeric] [Range= 0-99] [Missing=*]
<b>Statistics [NW/ W]</b>	[Valid=395 /-] [Invalid=1269 /-] [Mean=4.129 /-] [StdDev=14.896 /-]

**# A160M: How long did it take you to find your first job?**

<b>Information</b>	[Type= discrete] [Format=numeric] [Range= 0-11] [Missing=*]
<b>Statistics [NW/ W]</b>	[Valid=395 /-] [Invalid=1269 /-]

Value	Label	Cases	Percentage
0		316	80.0%
1		8	2.0%
2		18	4.6%
3		24	6.1%
4		2	0.5%
5		7	1.8%
6		13	3.3%
7		2	0.5%
8		3	0.8%
10		1	0.3%
11		1	0.3%
Sysmiss		1269	

*Warning: these figures indicate the number of cases found in the data file. They cannot be interpreted as summary statistics of the population of interest.*

**# M\_A160: A160 in Months**

<b>Information</b>	[Type= continuous] [Format=numeric] [Range= 0-999] [Missing=*]
<b>Statistics [NW/ W]</b>	[Valid=395 /-] [Invalid=1269 /-] [Mean=45.992 /-] [StdDev=151.178 /-]

**# int\_mont: Interval in months**

<b>Information</b>	[Type= discrete] [Format=numeric] [Range= 1-9] [Missing=*]
<b>Statistics [NW/ W]</b>	[Valid=395 /-] [Invalid=1269 /-]

Value	Label	Cases	Percentage
1	0-6	183	46.3%
2	7-18	66	16.7%

**# int\_mont: Interval in months**

Value	Label	Cases	Percentage
4	19-24	31	7.8%
5	25+	106	26.8%
9	Not stated	9	2.3%
Sysmiss		1269	

Warning: these figures indicate the number of cases found in the data file. They cannot be interpreted as summary statistics of the population of interest.

**# A161: Do you have any disability?**

<b>Information</b>	[Type= discrete] [Format=numeric] [Range= 1-9] [Missing=*]
<b>Statistics [NW/ W]</b>	[Valid=1491 /-] [Invalid=173 /-]

Value	Label	Cases	Percentage
1	Yes	51	3.4%
2	No	1437	96.4%
9	Missing Value	3	0.2%
Sysmiss		173	

Warning: these figures indicate the number of cases found in the data file. They cannot be interpreted as summary statistics of the population of interest.

**# A162: If Yes, what type of disability**

<b>Information</b>	[Type= discrete] [Format=numeric] [Range= 1-9] [Missing=*]
<b>Statistics [NW/ W]</b>	[Valid=51 /-] [Invalid=1613 /-]

Value	Label	Cases	Percentage
1	Sight (blind/severe visual limitation)	0	
2	Hearing (deaf, hard of hearing)	0	
3	Communicating (speech impairment)	0	
4	Other Physic. desability/physical handic.	44	86.3%
5	Intellectual (difficulties in learning)/ mental problem	3	5.9%
6	Emotional (behavioural, psycholog.)	2	3.9%
7	Other (specify)	2	3.9%
9	Missing Value	0	
Sysmiss		1613	

Warning: these figures indicate the number of cases found in the data file. They cannot be interpreted as summary statistics of the population of interest.

**# A162S: Other-specify**

<b>Information</b>	[Type= discrete] [Format=character] [Missing=*]
<b>Statistics [NW/ W]</b>	[Valid=2 /-] [Invalid=0 /-]

Value	Label	Cases	Percentage
KUVUGA IBIHEBE		1	50.0%
YAMUGAYE IKIRENGE		1	50.0%

Warning: these figures indicate the number of cases found in the data file. They cannot be interpreted as summary statistics of the population of interest.

**# B010: When did you start this establishment?**

<b>Information</b>	[Type= discrete] [Format=numeric] [Range= 1961-9999] [Missing=*]
<b>Statistics [NW/ W]</b>	[Valid=1664 /-] [Invalid=0 /-]

Value	Label	Cases	Percentage
1961		1	0.1%
1970		2	0.1%

### # B010: When did you start this establishment?

Value	Label	Cases	Percentage
1974		1	0.1%
1976		2	0.1%
1980		1	0.1%
1982		2	0.1%
1984		1	0.1%
1985		2	0.1%
1986		4	0.2%
1987		2	0.1%
1988		1	0.1%
1989		1	0.1%
1990		4	0.2%
1991		2	0.1%
1992		2	0.1%
1993		1	0.1%
1994		5	0.3%
1995		9	0.5%
1996		10	0.6%
1997		18	1.1%
1998		18	1.1%
1999		8	0.5%
2000		57	3.4%
2001		23	1.4%
2002		20	1.2%
2003		45	2.7%
2004		29	1.7%
2005		69	4.1%
2006		88	5.3%
2007		129	7.8%
2008		190	11.4%
2009		247	14.8%
2010		253	15.2%
2011		399	24.0%
2012		9	0.5%
9999	Missing value	9	0.5%

Warning: these figures indicate the number of cases found in the data file. They cannot be interpreted as summary statistics of the population of interest.

### # B010\_int: B010\_intervals

Value	Label	Cases	Percentage
1	2011-2012	408	24.5%
2	2008-2010	690	41.5%
3	2001-2007	403	24.2%
4	2000-2006	57	3.4%
5	1999 and before	97	5.8%

<b># B010_int: B010_intervals</b>			
<b>Value</b>	<b>Label</b>	<b>Cases</b>	<b>Percentage</b>
9	Missing values	9	0.5%
<i>Warning: these figures indicate the number of cases found in the data file. They cannot be interpreted as summary statistics of the population of interest.</i>			
<b># B020: Main activity 1</b>			
<b>Information</b>	[Type= discrete] [Format=character] [Missing=*]		
<b>Statistics [NW/ W]</b>	[Valid=1657 /-] [Invalid=0 /-]		
<b>Value</b>	<b>Label</b>	<b>Cases</b>	<b>Percentage</b>
ACURUZA BOUTIQUE		1	0.1%
ACURUZA INZOGA		2	0.1%
ACURUZA UBUCONCO		2	0.1%
ACURUZA UBUCONSHO		1	0.1%
ADANDAZA AMAVUTA KWI SIGA		1	0.1%
ADANDAZA AMAVUTA,IBIR		1	0.1%
ADANDAZA IBIRAYI		1	0.1%
ADANDAZA IBITOKI,UBUTC		1	0.1%
ADANDAZA ICYAYI N'AMANDAZI		1	0.1%
ADANDAZA ICYAYI,FANTA,		1	0.1%
ADANDAZA INYAMA		1	0.1%
ADANDAZA URWAGWA		1	0.1%
AKABARI		9	0.5%
AKABARI K'INZOGA ZA BRALIRWA		1	0.1%
AKABARI K'URWAGWA		1	0.1%
ALIMENTATION		6	0.4%
AMANDAZI		1	0.1%
AMANDAZI N'INYAMA		1	0.1%
AMAVUTA YAMAMESA		1	0.1%
ARADANDAZA		1	0.1%
ARADODA		1	0.1%
ATEKA IBIRYO		1	0.1%
ATELIER DE MENUSERIE		1	0.1%



**# B020: Main activity 1**

Value	Label	Cases	Percentage
ATELIER Y UBUBAJI		1	0.1%
BACURUZA IBIRYO		1	0.1%
BACURUZA UBUSHERA		1	0.1%
BADANDAZA INGOGA		1	0.1%
BADANDAZA INYAMA		1	0.1%
BADANDAZA MATELA		1	0.1%
BADANDAZA TISSUS ZI MYENDA		1	0.1%
BADANDAZA URWAGWA		1	0.1%
BADODA IMYENDA		1	0.1%
BAGORORA IMBAHO		1	0.1%
BAR		2	0.1%
BAR KUGURISHA IBINYOBWA		1	0.1%
BARADODA IMYENDA		1	0.1%
BARANGUZA BIERE NA FANTA		1	0.1%
BAROGOSHA ABAGORE		1	0.1%
BAROGOSHA IMISATSI		1	0.1%
BENGA URWAGWA		1	0.1%
BIJOUTERIE		1	0.1%
BOUCHERIE		1	0.1%
BOUTIQUE		11	0.7%
BOUTIQUE GUCURUZA UBUCOCO		1	0.1%
BOUTIQUE ICURUZA IBIKORESHO BY		1	0.1%
BOUTIQUE ICURUZA UMUNYU DETAIL		1	0.1%
BOUTIQUE IDANDAZA		1	0.1%
BOUTIQUE IDANDAZA IBIRIBWA		1	0.1%

# B020: Main activity 1

Value	Label	Cases	Percentage
BOUTIQUE IDANDA ZAZA UMUCERI		1	0.1%
BOUTIQUE IDANDA ZAZA YIGANJEMO IB		1	0.1%
BOUTIQUE UMUNYU N'AMAVUTA		1	0.1%
BOUTIQUE YIGAJEMO IBIRIBWA		1	0.1%
BOUTIQUE YIGANJEMO IBIRIBWA		8	0.5%
BOUTIQUE YIGANJEMO IBITARIBWA		1	0.1%
BOUTIQUE YIGANJEMO IBYOKURYA		1	0.1%
BUCONCO YIGANJEMO IBIRIBWA		1	0.1%
CAFE- RESTAURANT		2	0.1%
CANTINE		2	0.1%
CANTINE Y'IBIRIBWA		1	0.1%
COIFFEUR		1	0.1%
COIFFURE		1	0.1%
COIFFURE DAME		1	0.1%
COIFFURE MANICURE		1	0.1%
COMPUTER SERVICES		1	0.1%
COOPERATIVE IKORA INZOGA URWAG		1	0.1%
COUTURE		1	0.1%
CYBER INTERNET		1	0.1%
DECORATION		1	0.1%
DETAILLE Y'INZOGA		1	0.1%
ENTRETIEN		1	0.1%
ENTRETIEN MOTO		1	0.1%
GUCANGINGA TELEPHONE		1	0.1%
GUCUKURA UMUCANGA		1	0.1%

# B020: Main activity 1

Value	Label	Cases	Percentage
GUCUMBIKIRA ABASHYITSI		1	0.1%
GUCUMBIKIRA ABANTU		1	0.1%
GUCUMBIKIRA ABANTU(LODG		1	0.1%
GUCUNGA UMUTEKANO		1	0.1%
GUCURAZA AMATA		1	0.1%
GUCURAZA AMATA&IBIJY/ NAYO		1	0.1%
GUCURUZA		26	1.6%
GUCURUZA IBINYOBWA		1	0.1%
GUCURUZA IKIGAGE		1	0.1%
GUCURUZA UBUCONCO		1	0.1%
GUCURUZA (KUDANDAZA URWAGWA)		1	0.1%
GUCURUZA (KUDANDAZA)		1	0.1%
GUCURUZA ACCESSOIRES ZA TELEPH		1	0.1%
GUCURUZA ADANDA AMATA,CAPAT		1	0.1%
GUCURUZA ADANDA UBUSHERA		2	0.1%
GUCURUZA ALIMANTATIO		1	0.1%
GUCURUZA ALIMENTATIO		2	0.1%
GUCURUZA AMA ACCESOIRE Y'IMODO		1	0.1%
GUCURUZA AMA KARITA		1	0.1%
GUCURUZA AMAFU Y'IBIGORI		1	0.1%
GUCURUZA AMAFUNGURO		1	0.1%
GUCURUZA AMAFUTI		1	0.1%
GUCURUZA AMAKARA		1	0.1%

# B020: Main activity 1

Value	Label	Cases	Percentage
GUCURUZA AMAKARA N'INKWI		1	0.1%
GUCURUZA AMARANGI		1	0.1%
GUCURUZA AMASABUNE		1	0.1%
GUCURUZA AMASAKA		1	0.1%
GUCURUZA AMATA		8	0.5%
GUCURUZA AMATA EN DETAIL		1	0.1%
GUCURUZA AMATA IBINDI		1	0.1%
GUCURUZA AMATA N'AMANDAZI		1	0.1%
GUCURUZA AMATA NO GUTEKA IBIRY		1	0.1%
GUCURUZA AMATA,AMANI		1	0.1%
GUCURUZA AMATA,FANTA		1	0.1%
GUCURUZA AMATELEPHON		1	0.1%
GUCURUZA AMATISI DETAILS		1	0.1%
GUCURUZA AMAVUTA		2	0.1%
GUCURUZA AMAVUTA YO KWISIGA		2	0.1%
GUCURUZA AMAZI		1	0.1%
GUCURUZA AMAZI YA ROBINET		1	0.1%
GUCURUZA BADANDAZA IBINYOBWA		1	0.1%
GUCURUZA BIERRE NURWAGWA		1	0.1%
GUCURUZA BIKONJE		1	0.1%
GUCURUZA BODABODA		1	0.1%
GUCURUZA BOUTIQUE		28	1.7%

# B020: Main activity 1

Value	Label	Cases	Percentage
GUCURUZA BOUTIQUE (UMUCERI,...)		1	0.1%
GUCURUZA BOUTIQUE N'IBYOKURYA		1	0.1%
GUCURUZA BOUTIQUE YIBIRIBWA		1	0.1%
GUCURUZA BOUTIQUE YIGANJEMO		1	0.1%
GUCURUZA BOUTIQUE(IFA)		1	0.1%
GUCURUZA BOUTIQUE(UBU		1	0.1%
GUCURUZA BOUTIQUE-UBUCONCO		1	0.1%
GUCURUZA BUCONSHO UWIGANJEMO A		1	0.1%
GUCURUZA BUTIKE		1	0.1%
GUCURUZA CIMENT		1	0.1%
GUCURUZA DETAIL		2	0.1%
GUCURUZA DETAIL (BOUTIQUE)		1	0.1%
GUCURUZA DETAIL IBIRIBWA UMUCE		1	0.1%
GUCURUZA DETAIL IBYOKUNYWA		1	0.1%
GUCURUZA DETAIL UBUCONSHO		1	0.1%
GUCURUZA DETAILS		2	0.1%
GUCURUZA DETAILS IBYABRALIRWA		1	0.1%
GUCURUZA FANTA		1	0.1%
GUCURUZA FIRMS		1	0.1%
GUCURUZA HIGANJEMO IBIRIBWA\		1	0.1%
GUCURUZA IBIGAGE ADANDAZA		1	0.1%

# B020: Main activity 1

Value	Label	Cases	Percentage
GUCURUZA IBIJANYE NA BOUTIQUE		1	0.1%
GUCURUZA IBIKOMOKA KU IFARINE		1	0.1%
GUCURUZA IBIKOMOKA KU MBAHO		1	0.1%
GUCURUZA IBIKORESHO		2	0.1%
GUCURUZA IBIKORESHO BY UBWUBAT		1	0.1%
GUCURUZA IBIKORESHO BY'UBWUBAT		2	0.1%
GUCURUZA IBIKORESHO BYA PAPETE		1	0.1%
GUCURUZA IBIKORESHO BYUBWUBATS		1	0.1%
GUCURUZA IBIKORESHO PAPETERIE		1	0.1%
GUCURUZA IBINTU BICIRIRISTE		1	0.1%
GUCURUZA IBINTU BITANDUKANY		1	0.1%
GUCURUZA IBINYOBWA		16	1.0%
GUCURUZA IBINYOBWA (BAR)		1	0.1%
GUCURUZA IBINYOBWA KIMWE KIMWE		1	0.1%
GUCURUZA IBINYOBWA MU KABARI		1	0.1%
GUCURUZA IBINYOBWA N'IBIRIBWA		1	0.1%
GUCURUZA IBINYOBWA(IN +FANT		1	0.1%
GUCURUZA IBINYORWA		1	0.1%
GUCURUZA IBIRAYI		3	0.2%
GUCURUZA IBIRAYI BITETSE		1	0.1%

# B020: Main activity 1

Value	Label	Cases	Percentage
GUCURUZA IBIRIBEA		1	0.1%
GUCURUZA IBIRIBWA		12	0.7%
GUCURUZA IBIRIBWA BIDATETSE		1	0.1%
GUCURUZA IBIRIBWA BITETSE		1	0.1%
GUCURUZA IBIRIBWA DETAIL		1	0.1%
GUCURUZA IBIRIBWA NIBINYOBWA		1	0.1%
GUCURUZA IBIRIBWA,KUD.		1	0.1%
GUCURUZA IBIRYO		5	0.3%
GUCURUZA IBIRYO BIHIYE		4	0.2%
GUCURUZA IBIRYO BITETSE		2	0.1%
GUCURUZA IBIRYO DETAILS		1	0.1%
GUCURUZA IBIRYO N'IBINYOBWA		1	0.1%
GUCURUZA IBISHIMBO		1	0.1%
GUCURUZA IBISHYIMBO		1	0.1%
GUCURUZA IBISHYIMBO DETAILS		1	0.1%
GUCURUZA IBISHYIMBO/ KUDANDAZA		1	0.1%
GUCURUZA IBITARIBWA		1	0.1%
GUCURUZA IBY'AMASHAN'		1	0.1%
GUCURUZA IBYO KUNYWA		2	0.1%
GUCURUZA IBYO KUNYWA BITANDUKA		1	0.1%
GUCURUZA IBYO KURYA		1	0.1%

# B020: Main activity 1

Value	Label	Cases	Percentage
GUCURUZA IBYO KURYA BIHIYE		1	0.1%
GUCURUZA IBYO KURYA BITETSE		2	0.1%
GUCURUZA IBYO KURYA BITETSE N'		1	0.1%
GUCURUZA IBYO KURYA NO KUNYWA		3	0.2%
GUCURUZA IBYO KURYA,IBIRAY		1	0.1%
GUCURUZA IBYO KURYA,KUNYV		1	0.1%
GUCURUZA IBYO YARANGUYE		2	0.1%
GUCURUZA IBYOKURYA		2	0.1%
GUCURUZA IBYOKURYA BITETSE		1	0.1%
GUCURUZA IBYUBWUBATS		1	0.1%
GUCURUZA ICYAYI AMATA AMANDAZI		1	0.1%
GUCURUZA ICYAYI N'AMANDAZI		1	0.1%
GUCURUZA ICYAYI N'AMATA		1	0.1%
GUCURUZA ICYAYI N'IMIGATI		1	0.1%
GUCURUZA IDUKA		1	0.1%
GUCURUZA IFU BISEREYE		1	0.1%
GUCURUZA IFU Y'IMYUMBATI		1	0.1%
GUCURUZA IFU Y'UBUGARI		2	0.1%
GUCURUZA IKIGAGE		7	0.4%
GUCURUZA IKIGAGE,URWA		1	0.1%
GUCURUZA IMBAHO		3	0.2%



# B020: Main activity 1

Value	Label	Cases	Percentage
GUCURUZA IMBAHO&KUZI		1	0.1%
GUCURUZA IMBOGA ZIPFUNDIKIYE		1	0.1%
GUCURUZA IMIGATI		1	0.1%
GUCURUZA IMIGATI,AMAT.		1	0.1%
GUCURUZA IMIKENYERO		1	0.1%
GUCURUZA IMITI		1	0.1%
GUCURUZA IMITI Y'AMATUNGO		1	0.1%
GUCURUZA IMITI Y'UBHNZI,UBW		1	0.1%
GUCURUZA IMYAKA		3	0.2%
GUCURUZA IMYAKA KURANGUZA		1	0.1%
GUCURUZA IMYENDA		5	0.3%
GUCURUZA IMYENDA (KUDANDAZA)		1	0.1%
GUCURUZA IMYENDA ADANDAZA		1	0.1%
GUCURUZA IMYENDA Y'ABAGORE		1	0.1%
GUCURUZA IMYENDA YA CAGUWA		1	0.1%
GUCURUZA IMYENDA YO KWAMBARA		1	0.1%
GUCURUZA IMYUKO,AMAS		1	0.1%
GUCURUZA IMYUNYU		1	0.1%
GUCURUZA INKWETO		1	0.1%
GUCURUZA INTERNET		1	0.1%
GUCURUZA INYAMA		11	0.7%
GUCURUZA INZOGA		30	1.8%
GUCURUZA INZOGA DETAIL		1	0.1%

# B020: Main activity 1

Value	Label	Cases	Percentage
GUCURUZA INZOGA MUKABARI		1	0.1%
GUCURUZA INZOGA N'INYAMA		1	0.1%
GUCURUZA INZOGA URWAGWA		1	0.1%
GUCURUZA INZOGA Y'URWAGWA		1	0.1%
GUCURUZA INZOGA ZA BRALIRWA		1	0.1%
GUCURUZA INZOGA ZIPFUNDIKIYE		2	0.1%
GUCURUZA INZOGA(DETAI		2	0.1%
GUCURUZA INZOGA,ICYOC		1	0.1%
GUCURUZA ISAMBUZA,AM.		1	0.1%
GUCURUZA KAWUNGA		1	0.1%
GUCURUZA KUDANDAZA		1	0.1%
GUCURUZA KUDANDAZA IMYENDA		1	0.1%
GUCURUZA KUDANDAZA INYAMA		1	0.1%
GUCURUZA MINI QUENCAILLERI		1	0.1%
GUCURUZA MU KABARI		1	0.1%
GUCURUZA MURI BOUTIQUE		1	0.1%
GUCURUZA NDANDAZA		1	0.1%
GUCURUZA NO KURANGUNZA AIRTIME		1	0.1%
GUCURUZA PIECE DE RECHANGE		1	0.1%
GUCURUZA PIECE ZAMAGARE,MC		1	0.1%
GUCURUZA PRIMUS		1	0.1%

# B020: Main activity 1

Value	Label	Cases	Percentage
MITSING NA FAN			
GUCURUZA QUINCAILLERIE		1	0.1%
GUCURUZA QUINCAILLIRIE		1	0.1%
GUCURUZA RESTAURANT		3	0.2%
GUCURUZA TELEPHONE +ACCESSOIRE		1	0.1%
GUCURUZA UBUCOGOCOGE		1	0.1%
GUCURUZA UBUCONCO		21	1.3%
GUCURUZA UBUCONCO BW'IBIRIBWA		1	0.1%
GUCURUZA UBUCONGO IMIGATI		1	0.1%
GUCURUZA UBUCONSHO		17	1.0%
GUCURUZA UBUCONSHO BW'IBIRIBWA		1	0.1%
GUCURUZA UBUCONSHO,IF		1	0.1%
GUCURUZA UBUCOSHO BWIGANJEMO I		1	0.1%
GUCURUZA UBUNCOCO		3	0.2%
GUCURUZA UBUNCOSHO BWIGANJEMO		1	0.1%
GUCURUZA UBUNYOBWA		2	0.1%
GUCURUZA UBUSHERA		12	0.7%
GUCURUZA UBUSHERA N'IMIGATI		1	0.1%
GUCURUZA UBUSHERA N'UMUTOBE		1	0.1%
GUCURUZA UMUCELI		1	0.1%
GUCURUZA UMUCERI		1	0.1%
GUCURUZA UMUNYU KUDANAZA		1	0.1%
GUCURUZA UMUNYU,AMA:		1	0.1%

**# B020: Main activity 1**

Value	Label	Cases	Percentage
GUCURUZA UMURIRO		2	0.1%
GUCURUZA UMUSURURU		3	0.2%
GUCURUZA URUCONCO,AD		1	0.1%
GUCURUZA URWAGWA		10	0.6%
GUCURUZA URWARWA		1	0.1%
GUCURUZA&KI IMYENDA		1	0.1%
GUCURUZA(KU IMYAKA)		1	0.1%
GUCURUZA,GIF AMASAMBUSA		1	0.1%
GUCURUZA,KU IMYAKA		1	0.1%
GUCUUZA IBINTU BITANDUKANY		1	0.1%
GUFASHA		1	0.1%
GUFOTORA		3	0.2%
GUFOTORA ABANTU KU BANTU		1	0.1%
GUFOTORA IMPAPURO		1	0.1%
GUFOTORA MURI STUDIO		1	0.1%
GUFOTORA NO GUKAMERA		1	0.1%
GUFURA IMYENDA		2	0.1%
GUHINGA IBIRAYI NI BIGORI		1	0.1%
GUHINGA UMUCERI		1	0.1%
GUKAMERA NO GUFOTORA		1	0.1%
GUKANIKA AMAGARE		1	0.1%
GUKANIKA TELEPHONES		1	0.1%
GUKODESHA		1	0.1%
GUKODESHA INTEBE ZOKWICARAHC		1	0.1%
GUKORA AMAMODOKA		1	0.1%

**# B020: Main activity 1**

Value	Label	Cases	Percentage
GUKORA AMANDAZI		2	0.1%
GUKORA AMANDAZI N'IMIGATI		1	0.1%
GUKORA AMAPINE		1	0.1%
GUKORA AMATAFARI		1	0.1%
GUKORA AMAVUTA MU MBUTO		1	0.1%
GUKORA IBIHANGANO		1	0.1%
GUKORA IBIKORESHO BYO MU BITI		1	0.1%
GUKORA IBIKORESHO BYO MUNZU		1	0.1%
GUKORA IBIKORESHO MU MBAHO		1	0.1%
GUKORA IMIGATI		1	0.1%
GUKORA IMIGATI N'AMANDAZI		1	0.1%
GUKORA IMODOKA YAPFUYE		1	0.1%
GUKORA INTEBE		1	0.1%
GUKORA INTEBE,IBITAN BY'IMBA		1	0.1%
GUKORA INZUGI N'INTEBE		1	0.1%
GUKORA MOTO		1	0.1%
GUKORA NO GUCURUZA UBUSHERA		1	0.1%
GUKORA TELEPHONE		1	0.1%
GUKORA UMUSURURU		1	0.1%
GUKORA URWAGWA		2	0.1%
GUKORA URWAGWA RUPFUNDIKIYE		1	0.1%
GUKORA,GUCU AMASAMBUSA		1	0.1%

# B020: Main activity 1

Value	Label	Cases	Percentage
GUKORANO KUDANDAZA UBUSHERA		1	0.1%
GUKORA[MECA		1	0.1%
GUKORESHA IBIKORERSHO BY'UBWUB		1	0.1%
GUKORESHA IBIKORESHO BYO MUNZU		1	0.1%
GUPFUNDURA INZOGA NA FANTA		1	0.1%
GUPIMA		1	0.1%
GUPIMA AMARWA		1	0.1%
GUPIMA IBIGAGE		2	0.1%
GUPIMA IKIGAGE		6	0.4%
GUPIMA INZARWA		1	0.1%
GUPIMA UBUSHERA		3	0.2%
GUPIMA UMUTOBE		1	0.1%
GUPIMA URWAGWA		6	0.4%
GUPIMA URWANGWA		1	0.1%
GURUZA RESTAURANT		1	0.1%
GURUZA UBUCONSHO		1	0.1%
GUSANA INKWETO		1	0.1%
GUSANA INKWETO3		1	0.1%
GUSANA NO GUKORA INKWETO		1	0.1%
GUSANA NO KUDODA INKWETO		1	0.1%
GUSANA TELEPHONE,KU		1	0.1%
GUSATURA IMBAHO		1	0.1%
GUSERA ABAKILIYA AMASAKA		1	0.1%
GUSERA ABANTU		1	0.1%
GUSERA ABATURAGE		1	0.1%

**# B020: Main activity 1**

Value	Label	Cases	Percentage
GUSERIVA		1	0.1%
GUSERIVA IBINYOBWA		1	0.1%
GUSERIVA IBIRIBWA		1	0.1%
GUSERIVA IBIRIBWA MURI RESTO		1	0.1%
GUSERIVA URWAGWA		1	0.1%
GUSERVA ABACLIENT		1	0.1%
GUSERVA IBINYOBWA N'IBIRIBWA		1	0.1%
GUSHIGISHA BAGACURUZA		1	0.1%
GUSHIGISHA IBINYOBWA BIDASEMBU		1	0.1%
GUSHIGISHA IKIGAGE		1	0.1%
GUSHIGISHA UMUSURURU		1	0.1%
GUSHYA AMASAKA,IBIG		1	0.1%
GUSHYA IMYAKA		1	0.1%
GUSOKOZA ABADAME		1	0.1%
GUSOKOZA ABAGORE		1	0.1%
GUSOKOZA IMISATSI Y'ABADAMU		1	0.1%
GUSOKOZA NO KUDEFIRIZA		1	0.1%
GUSOKOZA NO KUDEFIRIZA ABADAMU		1	0.1%
GUSOMA INKWETO		1	0.1%
GUSUDIRA		3	0.2%
GUSUDIRA AMAGARE		1	0.1%
GUSUDIRA IBIKORESHO		1	0.1%
GUSUDIRA IBYUMA		1	0.1%
GUSUDIRA INZUGI N'AMADIRISHY		1	0.1%

# B020: Main activity 1

Value	Label	Cases	Percentage
GUSUDIRA IYBANGIRITSE		1	0.1%
GUSUDIRA SOUDURE		1	0.1%
GUSUKA IMISATSI NO KOGOSHA		1	0.1%
GUSUKA NO GUSOKOZA		1	0.1%
GUSUKA NO KUDEFIRIZA ABADAMU		1	0.1%
GUSUKA,KOGO		1	0.1%
GUSYA		2	0.1%
GUSYA IBINYAMPEKA		1	0.1%
GUSYA IBINYAMPEKE		1	0.1%
GUSYA AMASAKA		6	0.4%
GUSYA AMASAKA IBIGORI,INGAN		1	0.1%
GUSYA AMASAKA N'IMYUMBATI		1	0.1%
GUSYA AMASAKA,IBIG		1	0.1%
GUSYA AMASAKA,IBIG		1	0.1%
GUSYA AMASAKA,ING. N'IMYUMBA		1	0.1%
GUSYA IBIGORI		1	0.1%
GUSYA IBIGORI AMASAKA		1	0.1%
GUSYA IBIGORI AMASAKA IBINYAMP		1	0.1%
GUSYA IBINYAMEKE		1	0.1%
GUSYA IBINYAMPEKE		6	0.4%
GUSYA IBYA ABANTU BAZANYE		1	0.1%
GUSYA IBYO ABATURAGE BAZANYE		1	0.1%
GUSYA IFU		1	0.1%
GUSYA IMYAKA		4	0.2%



# B020: Main activity 1

Value	Label	Cases	Percentage
GUSYA IMYAKA IBINYAMPEKE		1	0.1%
GUSYA IMYUMBATI		6	0.4%
GUSYA IMYUMBATI N'AMASAKA		1	0.1%
GUSYA KWABATURAG		1	0.1%
GUSYA UBUNYOBWA BWABACURUZ		1	0.1%
GUSYA(AMASA		1	0.1%
GUTANGA IBIRYO		1	0.1%
GUTANGA IBIRYO NI BINYOBWA		1	0.1%
GUTANGA IBISOBANURO KUBAHINZI		1	0.1%
GUTANGA ICYO KUNYWA		1	0.1%
GUTEKA		4	0.2%
GUTEKA AMANDAZI		3	0.2%
GUTEKA IBIRYO		3	0.2%
GUTEKA IBIRYO DETAIL		1	0.1%
GUTEKA IBIRYO RESTAURANT		1	0.1%
GUTEKA IBIRYO,KOTSA INYAMA		1	0.1%
GUTEKA IBYO KURYA		4	0.2%
GUTEKA IBYO KURYA ICYAYI		1	0.1%
GUTEKA IBYO KURYA,KUBIGI		1	0.1%
GUTEKA NO GUCURUZA AMANDAZI		1	0.1%
GUTEKA NO KUGABURA		1	0.1%
GUTEKA NO KUGURISHA IBIRYO		1	0.1%
GUTEKA RESTAURENT		2	0.1%

# B020: Main activity 1

Value	Label	Cases	Percentage
GUTEKA&KUG. ABANTU		1	0.1%
GUTEKA,KUGU BROCHETTE		1	0.1%
GUTEKA,KWAK ABATUGANA		1	0.1%
GUTEKERA ABAKILIYA		1	0.1%
GUTEKERA ABANTU		2	0.1%
GUTEKERA RESTAURANT		1	0.1%
GUTUNGANYU		1	0.1%
GUTUNGANYA AMASAKA		1	0.1%
GUTUNGANYA IKAWA		1	0.1%
GUTUNGANYA IMISATSI		5	0.3%
GUTUNGANYA IMISATSI Y ABAGORE		1	0.1%
GUTUNGANYA UMUSARURO		1	0.1%
GUTUNGANYA URWAGWA		1	0.1%
GUTWARA ABAGENZI KUMAGARE		1	0.1%
GUTWIKI AMATAFARI		1	0.1%
HUBAGA NO GUCURUZA INYAMA		1	0.1%
IBYO KUNYWA		1	0.1%
IBYO RURYA		1	0.1%
ICYOKEZO		1	0.1%
IDUKA ;KURAN		1	0.1%
IMITI Y'ABANTU		1	0.1%
IMPRESSION DES DOCUMENT		1	0.1%
IMYAKA		1	0.1%
INTERNET		1	0.1%
INZOGA		1	0.1%
KAGOSHA		1	0.1%
KARANGUZA AMASAKA		1	0.1%
KGURISHA IBKRESHO BY'UBWUBATS		1	0.1%

# B020: Main activity 1

Value	Label	Cases	Percentage
KIBAZE IMBAHO NO GUKORA		1	0.1%
KOGOSAH		1	0.1%
KOGOSHA		65	3.9%
KOGOSHA ABACLIENT		1	0.1%
KOGOSHA ABAGABO		2	0.1%
KOGOSHA ABANA N'ABAGABO		1	0.1%
KOGOSHA ABANA N'ABAKUZE		1	0.1%
KOGOSHA ABANTU		2	0.1%
KOGOSHA ABANTU BATANDUKAN'		2	0.1%
KOGOSHA ABANTU IMISATSI		1	0.1%
KOGOSHA ABANTU UMUSATSI		1	0.1%
KOGOSHA ABATURAGE		1	0.1%
KOGOSHA IMISATSI		15	0.9%
KOGOSHA IMISATSI Y'ABAGABO		1	0.1%
KOGOSHA IMISATSI Y'ABAGORE		1	0.1%
KOGOSHA IMISATSI[SALO DE COIF		1	0.1%
KOGOSHA UMUSATSI		8	0.5%
KOGOSHA UMUSATSI W'ABANTU		1	0.1%
KOGOSHA.GUT IMISATSI		1	0.1%
KOTSA INYAMA		3	0.2%
KOTSA INYAMA Z'IHENE AKAZICURU		1	0.1%
KOZA IMODOKA		1	0.1%
KUBAGA IHENE		1	0.1%

# B020: Main activity 1

Value	Label	Cases	Percentage
BAKAGURISHA INYAM			
KUBAGA INGURUBE		1	0.1%
KUBAGA INKA		1	0.1%
KUBAGA INKA NO GUCURUZA INYAMA		1	0.1%
KUBAGA INYAMA Z'AMATUNGO MAGU		1	0.1%
KUBAGA INYAMA Z'AMATUNGO		1	0.1%
KUBAGA INYAMA Z'INKA		1	0.1%
KUBAGA INYAMA,UBUC		1	0.1%
KUBAGA NO GUCURUZA INYAMA DETA		1	0.1%
KUBAGA[BOUC		1	0.1%
KUBAZA		6	0.4%
KUBAZA AMADIRISHYA.		1	0.1%
KUBAZA BITANDUKANY		1	0.1%
KUBAZA FURNITURE		1	0.1%
KUBAZA IBIKORESHO		1	0.1%
KUBAZA IBIKORESHO BIMYWANYA IB		1	0.1%
KUBAZA IBIKORESHO BY'UBWUBATS		1	0.1%
KUBAZA IBIKORESHO BYO MU NGO		1	0.1%
KUBAZA IMBAHO		2	0.1%
KUBAZA INTEBE		1	0.1%
KUBAZA INTEBE AMEZA IMMEUBLE		1	0.1%
KUBAZA INTEBE,IBITAN		1	0.1%

# B020: Main activity 1

Value	Label	Cases	Percentage
KUBAZA INTEBE,IBITAN		1	0.1%
KUBAZA INTEBE,INZUGI		1	0.1%
KUBAZA INZUGI,INTEBE		1	0.1%
KUBAZA MOBILIERS ZO MU NZU		1	0.1%
KUBAZA NO GUSUDIRA		1	0.1%
KUBAZA NO KUBAKA		1	0.1%
KUBAZA NO KUGURISHA		1	0.1%
KUBAZA(GUKC INTEBE ZA SALON		1	0.1%
KUBOHA IMIPIRA		1	0.1%
KUBOHA IMIPIRA YO KWAMBARA		1	0.1%
KUBOHA IMYENDA		1	0.1%
KUBOHA IMYENDA MU BUDODO		1	0.1%
KUBOHA UDUSEKE		1	0.1%
KUBUMBA AMATAFARI		3	0.2%
KUBUMBA COSTRA		1	0.1%
KUBUMBA IBIKORESHO		1	0.1%
KUBUMBA NO GUTWIKA AMATAFARI A		1	0.1%
KUBUMBA NO GUTWIKA AMATEGURA		1	0.1%
KUBUMBISHA AMATEGURA		1	0.1%
KUDADANZA		1	0.1%
KUDADAZA IBINYOBWA BRALIRWA		1	0.1%
KUDAMDAZA		1	0.1%
KUDANDAZA		34	2.1%
KUDANDAZA BIERE,BROCHE		1	0.1%
KUDANDAZA KAWUNGA		1	0.1%

# B020: Main activity 1

Value	Label	Cases	Percentage
KUDANDAZA UBUCINCO		1	0.1%
KUDANDAZA AKAWUNGA,IS		1	0.1%
KUDANDAZA ALIMENTATION		1	0.1%
KUDANDAZA AMAMESA		1	0.1%
KUDANDAZA AMAMESA IBIRAYI		1	0.1%
KUDANDAZA AMANDAZI		1	0.1%
KUDANDAZA AMASAHA		1	0.1%
KUDANDAZA AMASAKA N'IBISHYIMBO		1	0.1%
KUDANDAZA AMASHUKA		1	0.1%
KUDANDAZA AMATA		2	0.1%
KUDANDAZA AMATA&IMIGAZA		1	0.1%
KUDANDAZA AMAZI NA FANTA		1	0.1%
KUDANDAZA BAR		1	0.1%
KUDANDAZA BEER,FANTA		1	0.1%
KUDANDAZA BOUTIQUE		9	0.5%
KUDANDAZA BUTIKE		1	0.1%
KUDANDAZA HIGANJEMO IBIRIBWA		1	0.1%
KUDANDAZA IBICURUZWA		5	0.3%
KUDANDAZA IBIGAGE		1	0.1%
KUDANDAZA IBIHANGANO		1	0.1%
KUDANDAZA IBIKORESHO BY'ISHURI		1	0.1%
KUDANDAZA IBIKORESHO BY'ISUKU		1	0.1%
KUDANDAZA IBINYOBWA		4	0.2%
KUDANDAZA IBINYOBWA BYA BRALIR		2	0.1%

# B020: Main activity 1

Value	Label	Cases	Percentage
KUDANDAZA IBIRAYI		2	0.1%
KUDANDAZA IBIRAYI N'IBITOKI		1	0.1%
KUDANDAZA IBIRIBWA		13	0.8%
KUDANDAZA IBIRIBWA BYOSE		1	0.1%
KUDANDAZA IBIRIBWA MURI ALIMEN		1	0.1%
KUDANDAZA IBIRIBWA N'IMBUTO		1	0.1%
KUDANDAZA IBIRIBWA N'UBUCONSHO		1	0.1%
KUDANDAZA IBIRIBWA IBISHIMBO		1	0.1%
KUDANDAZA IBIRUNGO BBITANDUKAN		1	0.1%
KUDANDAZA IBIRYO BIHIYE		1	0.1%
KUDANDAZA IBISHIMBO,IBIF		1	0.1%
KUDANDAZA IBISHYIMBO		1	0.1%
KUDANDAZA IBITOKI		1	0.1%
KUDANDAZA IBYIGANJEMO IBIRIBWA		2	0.1%
KUDANDAZA IBYO KUNYWA NO KURYA		1	0.1%
KUDANDAZA IBYO KURYA		2	0.1%
KUDANDAZA IBYO KURYA RESTAURAN		1	0.1%
KUDANDAZA IBYOKURYA		1	0.1%
KUDANDAZA IBYOMBO		1	0.1%
KUDANDAZA ICYAYI		1	0.1%
KUDANDAZA IDUKA		1	0.1%
KUDANDAZA IFU YIBIGORI		1	0.1%

# B020: Main activity 1

Value	Label	Cases	Percentage
KUDANDAZA IKIGAGE		10	0.6%
KUDANDAZA IMICERI ISUKARI		1	0.1%
KUDANDAZA IMIGATI		1	0.1%
KUDANDAZA IMIKATI		1	0.1%
KUDANDAZA IMITI		2	0.1%
KUDANDAZA IMITI Y'AMATUNGO		1	0.1%
KUDANDAZA IMYAKA		1	0.1%
KUDANDAZA IMYENDA		4	0.2%
KUDANDAZA IMYENDA YA SPORT		1	0.1%
KUDANDAZA IMYENDA YA SPORT,..		1	0.1%
KUDANDAZA IMYENDA,IBIK.		1	0.1%
KUDANDAZA IMYUNYU&ISA		1	0.1%
KUDANDAZA INANASI		1	0.1%
KUDANDAZA INDODO,TISSU,		1	0.1%
KUDANDAZA INKWETO		1	0.1%
KUDANDAZA INYAMA		3	0.2%
KUDANDAZA INYENDA		1	0.1%
KUDANDAZA INYONGERAMU		1	0.1%
KUDANDAZA INZOGA		6	0.4%
KUDANDAZA INZOGA ZIPFUNDIKIYE		2	0.1%
KUDANDAZA INZU		1	0.1%
KUDANDAZA IRYO		1	0.1%
KUDANDAZA ISUKARI		1	0.1%
KUDANDAZA ISUKARI AMAVUTA		1	0.1%



# B020: Main activity 1

Value	Label	Cases	Percentage
KUDANDAZA K'UBUCOGOCO		1	0.1%
KUDANDAZA MURI BOUTIQUE		2	0.1%
KUDANDAZA MURI CANTINE		1	0.1%
KUDANDAZA PAPETERIE		1	0.1%
KUDANDAZA PRIMUS		2	0.1%
KUDANDAZA QUINCALLERIE		1	0.1%
KUDANDAZA SPARE PARTS		1	0.1%
KUDANDAZA SUCRE SAVON		1	0.1%
KUDANDAZA UBUCOGOCO		1	0.1%
KUDANDAZA UBUCONCHO		1	0.1%
KUDANDAZA UBUCONCO		25	1.5%
KUDANDAZA UBUCONSHO		12	0.7%
KUDANDAZA UBUNCOCO BWIZA		1	0.1%
KUDANDAZA UBUNCOSHO		1	0.1%
KUDANDAZA UBUNYOBWA		1	0.1%
KUDANDAZA UBUSHERA		3	0.2%
KUDANDAZA UBUTO,ISUKAR		1	0.1%
KUDANDAZA UMUCELI		1	0.1%
KUDANDAZA UMUCERI		2	0.1%
KUDANDAZA UMUNYU		3	0.2%
KUDANDAZA UMUSURURU		1	0.1%
KUDANDAZA UMUTOBE IMINEKE		1	0.1%
KUDANDAZA URWAGWA		8	0.5%
KUDANDAZA URWAGWA N'IKIGAGE		1	0.1%
KUDANDAZA(C		1	0.1%

# B020: Main activity 1

Value	Label	Cases	Percentage
KUDANDAZA,G IKIGAGE		1	0.1%
KUDANDAZA,G UBUCONCO		1	0.1%
KUDANDAZA,II BYA BRALIR		1	0.1%
KUDANDAZAU BWIGANJEMO		1	0.1%
KUDEFIRIZA		1	0.1%
KUDEFIRIZA IMISATSI YABAGORE		1	0.1%
KUDEFRIZA		1	0.1%
KUDETAILLAN' AMAKARA		1	0.1%
KUDETAYA ISABUNE		1	0.1%
KUDETAYA MURI BOUTIQUE		1	0.1%
KUDETAYA UBUCONCO		1	0.1%
KUDODA		4	0.2%
KUDODA AMASHATI,PAN		1	0.1%
KUDODA GUCURUZA UBUCONCO		1	0.1%
KUDODA IMYAMBARO		3	0.2%
KUDODA IMYAMBARO Y'ABAKURU		1	0.1%
KUDODA IMYENDA		19	1.1%
KUDODA IMYENDA BAZANYE		1	0.1%
KUDODA IMYENDA ITANDUKANYE		1	0.1%
KUDODA IMYENDA MISHYA		2	0.1%
KUDODA IMYENDA NO KUGURISHA		1	0.1%
KUDODA IMYENDA Y'ABA CLIENTS		1	0.1%
KUDODA IMYENDA Y'ABAGORE		2	0.1%

# B020: Main activity 1

Value	Label	Cases	Percentage
KUDODA IMYENDA Y'IBITENGE		1	0.1%
KUDODA IMYENDA Y'UBWOKO BWOSE		1	0.1%
KUDODA IMYENDA YA GOTRE&GABO		1	0.1%
KUDODA IMYENDA YUBWOKO BYOSE		1	0.1%
KUDODA IMYENDA,ABA		1	0.1%
KUDODA IMYENDAY'AB		1	0.1%
KUDODA INKWETO		1	0.1%
KUDODA INKWETO N'IMIKANDARA		1	0.1%
KUDODERA ABANTU		1	0.1%
KUDODERA ABANTU IMYENDA		1	0.1%
KUDODERA ABANYESHURI UNIFORME		1	0.1%
KUDODO IMYENDA		1	0.1%
KUGABURA		1	0.1%
KUGABURIRA ABAKIRIYA		2	0.1%
KUGABURIRA ABANTU		2	0.1%
KUGABURIRA ABANTU(REST)		1	0.1%
KUGOSHA UMUSATSI		1	0.1%
KUGURA INZOGA NKA ZIGURISHA		1	0.1%
KUGURA NO GUCURUZA IBINYOBWA		1	0.1%
KUGURA,GUHI AMASAKA		1	0.1%
KUGURISHA IMITI		1	0.1%
KUGURISHA AMAKARA		1	0.1%
KUGURISHA AMASAKA		1	0.1%

**# B020: Main activity 1**

Value	Label	Cases	Percentage
KUGURISHA AMATA		1	0.1%
KUGURISHA AMAVUTA,UMI		1	0.1%
KUGURISHA HOUSING ZA TELEPHONE		1	0.1%
KUGURISHA IBIJYANYE N'ALIMENTA		1	0.1%
KUGURISHA IBINYOBWA BYA BRALIR		1	0.1%
KUGURISHA IBIRAHURI +MQASTIQUE		1	0.1%
KUGURISHA IBIRYO		2	0.1%
KUGURISHA IBIRYO N'ICYAYI		1	0.1%
KUGURISHA IBISHYIMBO		1	0.1%
KUGURISHA IBYO KURYA		1	0.1%
KUGURISHA IBYOKURYA		1	0.1%
KUGURISHA ICYAYI,IMIGATI		1	0.1%
KUGURISHA IGIPENDE		1	0.1%
KUGURISHA IMBAHO		1	0.1%
KUGURISHA IMYUMBATI ITESTE		1	0.1%
KUGURISHA INTEBE		1	0.1%
KUGURISHA INYAMA		1	0.1%
KUGURISHA INZOGA		1	0.1%
KUGURISHA INZOGA NA FANTA		1	0.1%
KUGURISHA PIECES DE RECHARGE		1	0.1%
KUGURIZA ABANYAMURYI		1	0.1%
KUGWISHA IBIRYO		1	0.1%
KUNDANAZA IBIRIBWA		1	0.1%

# B020: Main activity 1

Value	Label	Cases	Percentage
KURAGUZA AMAMESA		1	0.1%
KURANGURA		2	0.1%
KURANGURA AGASYA IMYAKA		1	0.1%
KURANGURA IBIKORESHO BIKENERWA		1	0.1%
KURANGURA IBIRAYI		1	0.1%
KURANGURA IBIRIBWA		1	0.1%
KURANGURA IKIGAGE		1	0.1%
KURANGURA IMYENDA/ AMATISI		1	0.1%
KURANGURA INZOGA NO KUZIPIMA		1	0.1%
KURANGURA NO GUCURUZA		1	0.1%
KURANGURA NO GUCURUZA INZOGA		1	0.1%
KURANGURA NO KUDNDAZA UBUCONCO		1	0.1%
KURANGURA NO KUGURISHA INZOGA		1	0.1%
KURANGURA UBUCONCO		4	0.2%
KURANGURA UBUCONSHO BUNYURANYE		1	0.1%
KURANGURA UDUNCONCO		1	0.1%
KURANGURA& IBITAMBARO		1	0.1%
KURANGURA,G INZOGA		1	0.1%
KURANGUZA		2	0.1%
KURANGUZA AMATEGURA		1	0.1%
KURANGUZA IBINYOBWA BYOSE		1	0.1%
KURANGUZA IBIRAYI		2	0.1%

**# B020: Main activity 1**

Value	Label	Cases	Percentage
KURANGUZA IBIRIBWA&IBIK		1	0.1%
KURANGUZA IFUMBIRE MVARUGANDA		1	0.1%
KURANGUZA IKIGAGE		3	0.2%
KURANGUZA IMYAKA		2	0.1%
KURANGUZA IMYENDA		2	0.1%
KURANGUZA UBUCONCO		1	0.1%
KURANGUZA UMUCERI		1	0.1%
KURANGUZA URWAGWA		1	0.1%
KURAZA IBIKORESHO BYO MUNZU		1	0.1%
KURERA ABANA BIMPFUBYI		1	0.1%
KUVURA ABARWAYI		1	0.1%
KWAKIRA ABICA INYOTA		1	0.1%
KWAKIRA COMMANDE AKADODA		1	0.1%
KWANDIKA NO GUFOTORA		1	0.1%
KWANDIKA,GU IMPAPURO		1	0.1%
KWANDIKIRA ABANDI		1	0.1%
KWEGERANYA AMATA		1	0.1%
KWENGA		1	0.1%
KWENGA IBIGAGE		1	0.1%
KWENGA IBISHERA		1	0.1%
KWENGA IKIGAGE		2	0.1%
KWENGA INZOGA		1	0.1%
KWENGA INZOGA BAKAZIGURISE		1	0.1%
KWENGA INZOGA ZIPFUNDIKIRW		1	0.1%

# B020: Main activity 1

Value	Label	Cases	Percentage
KWENGA NO GUCURUZA UBUSHERA		1	0.1%
KWENGA NO GUPIMA UBUSHERA		1	0.1%
KWENGA UBUSHERA		3	0.2%
KWENGA UMUSURURU		1	0.1%
KWENGA URWAGWA		1	0.1%
KWEREKANA FILM		3	0.2%
KWEREKANA FILMS		1	0.1%
KWEREKANA FIRIMI		1	0.1%
KWIGISHA IJAMBO RY'IMANA		1	0.1%
KWIGISHA IMASHINI		1	0.1%
KWIGISHA KUDODA		2	0.1%
KWIGISHA MUDASOBWA		1	0.1%
KWIGISHA URUBYIRUKO KUDODA		1	0.1%
KWOGOSHA		14	0.8%
KWOGOSHA ABANTU		1	0.1%
KWOGOSHA IMISANSI		1	0.1%
KWOGOSHA IMISATSI		3	0.2%
KWOGOSHA N'UMUSATSI		1	0.1%
KWOGOSHA UMUSATSI		1	0.1%
KWOTSA INYAMA		1	0.1%
LODGE		2	0.1%
LODGE,AMACU		1	0.1%
MAINTENANCE YA COMPUTER		1	0.1%
MENUISERIE		1	0.1%
MU GUCURUZA RESTAURANT		1	0.1%
N'UBUCURUZI BW'IBIKORESHI		1	0.1%

# B020: Main activity 1

Value	Label	Cases	Percentage
NDANAZA IBINYOBWA		1	0.1%
NI SALOON DE COIFFURE		1	0.1%
PAPETERIE		2	0.1%
PEDUCURE		1	0.1%
PHOTOCOPIE		2	0.1%
PHOTOCOPIESE		2	0.1%
PHOTOCOPY		1	0.1%
PREPARATION DES TELEPHONES		1	0.1%
PREPARATION DU VIN[BIERE]		1	0.1%
PRINTING COLOR		1	0.1%
REATAURANT		2	0.1%
RECORDING		1	0.1%
REPAIR OF MACHINARY ELECTRONIC		1	0.1%
REPARATION DE TELEPHONE		1	0.1%
RESTAURANT		35	2.1%
RESTAURANT BARUZA IBIRYO,ICYAY		1	0.1%
RESTAURANT GUCURUZA IBIRYO		1	0.1%
RESTAURANT Y'IBIRIBWA,IBI		1	0.1%
RESTAURANT Y'IBIRYO BITETSE		1	0.1%
RESTAURATION		2	0.1%
RESTAURENT		9	0.5%
RESTAURENT Y'IBIRIBWA		1	0.1%
RETAIL OF AGRI FERTILISERS		1	0.1%
RSTAURANT		1	0.1%
RSTAURENT		1	0.1%
SALLE YA FILM[BEREKAN FILM]		1	0.1%
SALON DDE COIFFURE		1	0.1%
SALON DE COIFFURE		3	0.2%



**# B020: Main activity 1**

Value	Label	Cases	Percentage
SALON DE COIFURE		1	0.1%
SALOON		1	0.1%
SCIAGO-RABOTAGE		1	0.1%
SECRETARIAT PUBLIQUE		3	0.2%
SERVEUR		1	0.1%
SERVICE		1	0.1%
SERVICE YO KOGOSHA		1	0.1%
SERVICE ZA PUBLIC SECRETARIATE		1	0.1%
SERVIR		1	0.1%
SIMCARD,CHAF		1	0.1%
SOUDIRE INZUGI ZIBYUMA		1	0.1%
SOUDURE		2	0.1%
SUPPLY FANTA,CAKES,		1	0.1%
UBUBAJI		5	0.3%
UBUBAJI B'UTUBATI N'IBITANDA		1	0.1%
UBUBAJI BUCIRIRITSE		1	0.1%
UBUBAJI BW'IBIKORESHI BYOMUNZU		1	0.1%
UBUBAJI BW'INTEBE IBITANDA		1	0.1%
UBUBAJI BW'INTEBE INZUGI		1	0.1%
UBUBAJI BWA MEUBLE		1	0.1%
UBUCONCO		1	0.1%
UBUCONSHO BW'IBIRIBWA		1	0.1%
UBUCURUZ BW'UBUNCOCC BWIGANJEM		1	0.1%
UBUCURUZI		10	0.6%
UBUCURUZI INZOGA		1	0.1%
UBUCURUZI BOUTIQUE		1	0.1%
UBUCURUZI BUDANAZA		6	0.4%

# B020: Main activity 1

Value	Label	Cases	Percentage
UBUCURUZI BUDANDAZA IBINYAMPEK		1	0.1%
UBUCURUZI BUDANDAZA IBIRIBWA		1	0.1%
UBUCURUZI BUREBANA N'IBINYOBWA		1	0.1%
UBUCURUZI BW ABOUTIQUE		1	0.1%
UBUCURUZI BW IBIKORESHO PLASTI		1	0.1%
UBUCURUZI BW'AKABARI		1	0.1%
UBUCURUZI BW'AMASABUN		1	0.1%
UBUCURUZI BW'AMATA		2	0.1%
UBUCURUZI BW'AMAVUTA		1	0.1%
UBUCURUZI BW'AMAVUTA Y'UBUTO		1	0.1%
UBUCURUZI BW'IBIKORESHO BYO MU		2	0.1%
UBUCURUZI BW'IBINYOBWA		2	0.1%
UBUCURUZI BW'IBIRIBWA		1	0.1%
UBUCURUZI BW'IBIRIBWA IBISHYIM		1	0.1%
UBUCURUZI BW'IBIRYO[RES		1	0.1%
UBUCURUZI BW'IBITUNGUR		1	0.1%
UBUCURUZI BW'IDUKA[AM		1	0.1%
UBUCURUZI BW'IKIGAGE		4	0.2%
UBUCURUZI BW'IMBUTO		1	0.1%
UBUCURUZI BW'IMICATI		1	0.1%
UBUCURUZI BW'IMIGATI		1	0.1%
UBUCURUZI BW'IMIPIRA Y'INKWETO		1	0.1%
UBUCURUZI BW'IMISUMARI		1	0.1%

# B020: Main activity 1

Value	Label	Cases	Percentage
UBUCURUZI BW'IMYAKA		1	0.1%
UBUCURUZI BW'IMYAKA N'IBINDI		1	0.1%
UBUCURUZI BW'IMYAMBAR		1	0.1%
UBUCURUZI BW'INKWETO		1	0.1%
UBUCURUZI BW'INYONGER.		1	0.1%
UBUCURUZI BW'INZOGA		3	0.2%
UBUCURUZI BW'INZOGA Z'IBITOKI		1	0.1%
UBUCURUZI BW'ISUKARI		1	0.1%
UBUCURUZI BW'ITABI		1	0.1%
UBUCURUZI BW'UBUCONCC		10	0.6%
UBUCURUZI BW'UBUCONSH		2	0.1%
UBUCURUZI BW'UBUDANDA BWIGAN		1	0.1%
UBUCURUZI BW'UBUNCOCC IBIRIBWA		1	0.1%
UBUCURUZI BW'UCUNSHO		1	0.1%
UBUCURUZI BW'UDUCONSH		1	0.1%
UBUCURUZI BW'URWAGWA		4	0.2%
UBUCURUZI BWA BOUTIQUE		4	0.2%
UBUCURUZI BWA BOUTIQUE Y'UBUDA		1	0.1%
UBUCURUZI BWA BOUTIQUE Y'UBUNC		1	0.1%
UBUCURUZI BWA BUTIQUE		1	0.1%
UBUCURUZI BWA DETAIL		1	0.1%
UBUCURUZI BWA PIECES DE RECHAN		1	0.1%

# B020: Main activity 1

Value	Label	Cases	Percentage
UBUCURUZI BWA TELEPHONE		1	0.1%
UBUCURUZI BWAMATA		1	0.1%
UBUCURUZI BWIIBICURUZI		1	0.1%
UBUCURUZI BWIGANJEMO IBIRIBWA		1	0.1%
UBUCURUZI BWO KUDANAZA IMYEND		2	0.1%
UBUCURUZI BWU CONCO		1	0.1%
UBUCURUZI BWUBUONCO BWINZOGA		1	0.1%
UBUCURUZI DETAIL		1	0.1%
UBUCURUZI HARIMO IBYO KURYA		1	0.1%
UBUCURUZI KUDANAZA		1	0.1%
UBUCURUZI KUDANAZA IBIRAYI		1	0.1%
UBUCURUZI MUKUDANAZ		1	0.1%
UBUCURUZI(IB KURYA,KUNYV		1	0.1%
UBUCURUZI,KU		1	0.1%
UBUCUZI		1	0.1%
UBUDANAZI		5	0.3%
UBUDANAZI BW'AMASAKA		1	0.1%
UBUDANAZI BW'AMAVUTA YO KWSGA		1	0.1%
UBUDANAZI BW'IBIRIBWA\		1	0.1%
UBUDANAZI BW'IGANJEMO IBIRIBW		1	0.1%
UBUDANAZI BW'IMYAMBAR		1	0.1%
UBUDANAZI BW'INZOGA		1	0.1%
UBUDANAZI BW'INZOGA NA FANTA		1	0.1%
UBUDANAZI BW'UBUONCC		2	0.1%

# B020: Main activity 1

Value	Label	Cases	Percentage
UBUDANDAZI BW'UBUCONCC IMYENDA		1	0.1%
UBUDANDAZI BW'UMUNYU,IS		1	0.1%
UBUDANDAZI BWIBIRIBWA N'IBINYO		1	0.1%
UBUDANDAZI BWIGANJEMO IBISHYIM		1	0.1%
UBUDANDAZI MURI BAR		1	0.1%
UBUDANDAZI[1		1	0.1%
UBUDANZI BW'INZOGA URWAGWA		1	0.1%
UBUDOZI		4	0.2%
UBUDOZI BW'AMA PANTALON&CC		1	0.1%
UBUDOZI BW'IMYENDA		3	0.2%
UBUDOZI BW'IMYENDA YABAGORE		1	0.1%
UBUDOZI BWIMYENDA		1	0.1%
UBUHINZI BW'URUTOKI		1	0.1%
UBUJYANAMA MU MATEGEKO		1	0.1%
UBUSHERA		1	0.1%
UBWOGOSHI		2	0.1%
UBWOGOSHI BW'ABAGABO,,		1	0.1%
UBWOROZI BW'AMATUNG MAREMARE		1	0.1%
UCURUZA AMAVUTA		1	0.1%
UCURUZA,UBU		1	0.1%
UDUNCONCO		1	0.1%
UGUCURUZA INZOGA		1	0.1%
UMUCURUZI UDANAZA BWIGANJEMO		1	0.1%
UMUCURUZI W'UBUCONSHC		1	0.1%
UMUDANDAZI		1	0.1%

## # B020: Main activity 1

Value	Label	Cases	Percentage
URUGANDA RUKORA INZOGA		1	0.1%
VENDRE DU BOIS		2	0.1%
VENTE DU THE		1	0.1%
VIDANGE YA MOTO		1	0.1%
VIDEOTHEQUE KUDANDA		1	0.1%
acuruza primus		1	0.1%
babaza ububati		1	0.1%
gucuruza		3	0.2%
gucuruza amata		1	0.1%
gucuruza amata detail		1	0.1%
gucuruza ibiribwa		1	0.1%
gucuruza ibiribwa bidatetse		1	0.1%
gucuruza ikigage		1	0.1%
gucuruza inyama		1	0.1%
gucuruza inzoga		1	0.1%
gucuruza ubuconsho		1	0.1%
gucuruza urwagwa		1	0.1%
gukanika moto		1	0.1%
gusudira amadirisha		1	0.1%
gusudira inzugi namadirisha		1	0.1%
gusuka		1	0.1%
gusya ifu		1	0.1%
guteka amandazi		1	0.1%
gutunganya imyumbati		1	0.1%
ibicuruzi bw,ibinyobwa		1	0.1%
kogosha		3	0.2%
kogosha abantu		1	0.1%
kogosha imisatsi		1	0.1%
kubaga no gucuruza inyama		1	0.1%
kubaza inzugi namadirisha		1	0.1%
kubaza inzugi,nintebe		1	0.1%
kudandaza		1	0.1%

### # B020: Main activity 1

Value	Label	Cases	Percentage
kudandaza ibishyimbo		1	0.1%
kudandaza inkweto		1	0.1%
kudandaza ubuconco		1	0.1%
kudandaza ubuconsho		1	0.1%
kudoda		1	0.1%
kudoda imyenda		2	0.1%
retail sale of books		1	0.1%
ubuconco bw,ibitaribwa		1	0.1%
ubucuruzi bw,ibinyobwa		1	0.1%

*Warning: these figures indicate the number of cases found in the data file. They cannot be interpreted as summary statistics of the population of interest.*

### # B020S: ISIC 1

<b>Information</b>	[Type= discrete] [Format=numeric] [Range= 111-9999] [Missing=*]
<b>Statistics [NW/ W]</b>	[Valid=1664 /-] [Invalid=0 /-]

Value	Label	Cases	Percentage
111	Growing of cereals (except rice), leguminous crops and oil s	1	0.1%
112	Growing of rice	1	0.1%
113	Growing of vegetables and melons, roots and tubers	1	0.1%
114	Growing of sugar cane	0	
115	Growing of tobacco	0	
116	Growing of fibre crops	0	
119	Growing of other non-perennial crops	0	
121	Growing of grapes	0	
122	Growing of tropical and subtropical fruits	0	
123	Growing of citrus fruits	0	
124	Growing of pome fruits and stone fruits	0	
125	Growing of other tree and bush fruits and nuts	0	
126	Growing of oleaginous fruits	0	
127	Growing of beverage crops	0	
128	Growing of spices, aromatic, drug and pharmaceutical crops	0	
129	Growing of other perennial crops	0	
130	Plant propagation	0	
141	Raising of cattle and buffaloes	1	0.1%
142	Raising of horses and other equines	0	
143	Raising of camels and camelids	0	
144	Raising of sheep and goats	0	
145	Raising of swine/pigs	0	
146	Raising of poultry	0	
149	Raising of other animals	0	
150	Mixed farming	0	
161	Support activities for crop production	0	

**# B020S: ISIC 1**

Value	Label	Cases	Percentage
162	Support activities for animal production	0	
163	Post-harvest crop activities	1	0.1%
164	Seed processing for propagation	0	
170	Hunting, trapping and related service activities	0	
210	Silviculture and other forestry activities	0	
220	Logging	1	0.1%
230	Gathering of non-wood forest products	0	
240	Support services to forestry	0	
310	Marine fishing	0	
312	Freshwater fishing	0	
321	Marine aquaculture	0	
322	Freshwater aquaculture	0	
510	Mining of hard coal	0	
520	Mining of lignite	0	
610	Extraction of crude petroleum	0	
620	Extraction of natural gas	0	
710	Mining of iron ores	0	
721	Mining of uranium and thorium ores	0	
729	Mining of other non-ferrous metal ores	0	
810	Quarrying of stone, sand and clay	1	0.1%
821	Office administrative and support activities	0	
891	Mining of chemical and fertilizer minerals	0	
892	Extraction of peat	0	
893	Extraction of salt	0	
899	Other mining and quarrying n.e.c.	0	
910	Support activities for petroleum and natural gas extraction	0	
990	Support activities for other mining and quarrying	0	
1010	Processing and preserving of meat	6	0.4%
1020	Processing and preserving of fish, crustaceans and molluscs	0	
1030	Processing and preserving of fruit and vegetables	0	
1040	Manufacture of vegetable and animal oils and fats	1	0.1%
1050	Manufacture of dairy products	1	0.1%
1061	Manufacture of grain mill products	48	2.9%
1062	Manufacture of starches and starch products	1	0.1%
1071	Manufacture of bakery products	8	0.5%
1072	Manufacture of sugar	0	
1073	Manufacture of cocoa, chocolate and sugar confectionery	0	
1074	Manufacture of macaroni, noodles, couscous and similar farin	0	
1075	Manufacture of prepared meals and dishes	3	0.2%
1079	Manufacture of other food products n.e.c.	1	0.1%
1080	Manufacture of prepared animal feeds	0	
1101	Distilling, rectifying and blending of spirits	3	0.2%
1102	Manufacture of wines	5	0.3%
1103	Manufacture of malt liquors and malt	10	0.6%
1104	Manufacture of soft drinks; production of mineral waters and	4	0.2%



**# B020S: ISIC 1**

Value	Label	Cases	Percentage
1200	Manufacture of tobacco products	0	
1311	Preparation and spinning of textile fibres	0	
1312	Weaving of textiles	1	0.1%
1313	Finishing of textiles	1	0.1%
1391	Manufacture of knitted and crocheted fabrics	0	
1392	Manufacture of made-up textile articles, except apparel	0	
1393	Manufacture of carpets and rugs	0	
1394	Manufacture of cordage, rope, twine and netting	0	
1399	Manufacture of other textiles n.e.c.	0	
1410	Manufacture of wearing apparel, except fur apparel	0	
1420	Manufacture of articles of fur	0	
1430	Manufacture of knitted and crocheted apparel	1	0.1%
1511	Tanning and dressing of leather; dressing and dyeing of fur	0	
1512	Manufacture of luggage, handbags and the like, saddlery and	0	
1520	Manufacture of footwear	2	0.1%
1610	Sawmilling and planing of wood	20	1.2%
1621	Manufacture of veneer sheets and wood-based panels	0	
1622	Manufacture of builders' carpentry and joinery	2	0.1%
1623	Manufacture of wooden containers	0	
1629	Manufacture of other products of wood; manufacture of articl	0	
1701	Manufacture of pulp, paper and paperboard	0	
1702	Manufacture of corrugated paper and paperboard and of contai	0	
1709	Manufacture of other articles of paper and paperboard	0	
1811	Printing	2	0.1%
1812	Service activities related to printing	0	
1820	Reproduction of recorded media	0	
1910	Manufacture of coke oven products	0	
1920	Manufacture of refined petroleum products	0	
2011	Manufacture of basic chemicals	4	0.2%
2012	Manufacture of fertilizers and nitrogen compounds	0	
2013	Manufacture of plastics and synthetic rubber in primary form	0	
2021	Manufacture of pesticides and other agrochemical products	0	
2022	Manufacture of paints, varnishes and similar coatings, print	0	
2023	Manufacture of soap and detergents, cleaning and polishing p	0	
2029	2029 Manufacture of other chemical products n.e.c.	0	
2030	Manufacture of man-made fibres	0	
2100	Manufacture of pharmaceuticals, medicinal chemical and botan	0	
2211	Manufacture of rubber tyres and tubes; retreading and rebuil	0	
2219	2219 Manufacture of other rubber products	0	
2220	Manufacture of plastics products	0	
2310	Manufacture of glass and glass products	0	
2391	Manufacture of refractory products	0	
2392	Manufacture of clay building materials	9	0.5%
2393	Manufacture of other porcelain and ceramic products	1	0.1%
2394	Manufacture of cement, lime and plaster	0	

**# B020S: ISIC 1**

Value	Label	Cases	Percentage
2395	Manufacture of articles of concrete, cement and plaster	0	
2396	Cutting, shaping and finishing of stone	0	
2399	Manufacture of other non-metallic mineral products n.e.c.	0	
2410	Manufacture of basic iron and steel	0	
2420	Manufacture of basic precious and other non-ferrous metals	0	
2431	Casting of iron and steel	0	
2432	Casting of non-ferrous metals	0	
2511	Manufacture of structural metal products	2	0.1%
2512	Manufacture of tanks, reservoirs and containers of metal	0	
2513	Manufacture of steam generators, except central heating hot	0	
2520	Manufacture of weapons and ammunition	0	
2591	Forging, pressing, stamping and roll-forming of metal; powde	2	0.1%
2592	Treatment and coating of metals; machining	6	0.4%
2593	Manufacture of cutlery, hand tools and general hardware	1	0.1%
2599	Manufacture of other fabricated metal products n.e.c.	0	
2610	Manufacture of electronic components and boards	0	
2620	Manufacture of computers and peripheral equipment	0	
2630	Manufacture of communication equipment	0	
2640	Manufacture of consumer electronics	0	
2651	Manufacture of measuring, testing, navigating and control eq	0	
2660	Manufacture of irradiation, electromedical and electrotherap	0	
2670	Manufacture of optical instruments and photographic equipmen	0	
2680	Manufacture of magnetic and optical media	0	
2710	Manufacture of electric motors, generators, transformers and	0	
2720	Manufacture of batteries and accumulators	0	
2731	Manufacture of fibre optic cables	0	
2732	Manufacture of other electronic and electric wires and cable	0	
2733	Manufacture of wiring devices	0	
2740	Manufacture of electric lighting equipment	0	
2750	Manufacture of domestic appliances	0	
2790	Manufacture of other electrical equipment	0	
2811	Manufacture of engines and turbines, except aircraft, vehicl	0	
2812	Manufacture of fluid power equipment	0	
2813	Manufacture of other pumps, compressors, taps and valves	0	
2814	Manufacture of bearings, gears, gearing and driving elements	0	
2815	Manufacture of ovens, furnaces and furnace burners	0	
2816	Manufacture of lifting and handling equipment	0	
2817	Manufacture of office machinery and equipment (except comput	0	
2818	Manufacture of power-driven hand tools	0	
2819	Manufacture of other general-purpose machinery	0	
2821	Manufacture of agricultural and forestry machinery	0	
2822	Manufacture of metal-forming machinery and machine tools	0	
2823	Manufacture of machinery for metallurgy	0	
2824	Manufacture of machinery for mining, quarrying and construct	0	
2825	Manufacture of machinery for food, beverage and tobacco proc	0	

**# B020S: ISIC 1**

Value	Label	Cases	Percentage
2826	Manufacture of machinery for textile, apparel and leather pr	0	
2829	Manufacture of other special-purpose machinery	0	
2910	Manufacture of motor vehicles	1	0.1%
2920	Manufacture of bodies (coachwork) for motor vehicles; manufa	0	
2930	Manufacture of parts and accessories for motor vehicles	0	
3011	Building of ships and floating structures	0	
3012	Building of pleasure and sporting boats	0	
3020	Manufacture of railway locomotives and rolling stock	0	
3030	Manufacture of air and spacecraft and related machinery	0	
3040	Manufacture of military fighting vehicles	0	
3091	Manufacture of motorcycles	0	
3092	Manufacture of bicycles and invalid carriages	0	
3099	Manufacture of other transport equipment n.e.c.	0	
3100	Manufacture of furniture	30	1.8%
3211	Manufacture of jewellery and related articles	0	
3212	Manufacture of imitation jewellery and related articles	0	
3220	Manufacture of musical instruments	0	
3230	Manufacture of sports goods	0	
3240	Manufacture of games and toys	0	
3250	Manufacture of medical and dental instruments and supplies	0	
3290	Other manufacturing n.e.c.	0	
3311	Repair of fabricated metal products	2	0.1%
3312	Repair of machinery	0	
3313	Repair of electronic and optical equipment	0	
3314	Repair of electrical equipment	0	
3315	Repair of transport equipment, except motor vehicles	0	
3319	Repair of other equipment	0	
3320	Installation of industrial machinery and equipment	0	
3510	Electric power generation, transmission and distribution	1	0.1%
3520	Manufacture of gas; distribution of gaseous fuels through ma	0	
3530	Steam and air conditioning supply	0	
3600	Water collection, treatment and supply	2	0.1%
3700	Sewerage	0	
3811	Collection of non-hazardous waste	0	
3812	Collection of hazardous waste	0	
3821	Treatment and disposal of non-hazardous waste	0	
3822	Treatment and disposal of hazardous waste	0	
3830	Materials recovery	0	
3900	Remediation activities and other waste management services	0	
4100	Construction of buildings	0	
4210	Construction of roads and railways	0	
4220	Construction of utility projects	0	
4290	Construction of other civil engineering projects	0	
4311	Demolition	0	
4312	Site preparation	0	

**# B020S: ISIC 1**

Value	Label	Cases	Percentage
4321	Electrical installation	0	
4322	Plumbing, heat and air-conditioning installation	0	
4329	Other construction installation	0	
4330	Building completion and finishing	0	
4390	Other specialized construction activities	0	
4510	Sale of motor vehicles	0	
4520	Maintenance and repair of motor vehicles	6	0.4%
4530	Sale of motor vehicle parts and accessories	5	0.3%
4540	Sale, maintenance and repair of motorcycles and related part	3	0.2%
4610	Wholesale on a fee or contract basis	1	0.1%
4620	Wholesale of agricultural raw materials and live animals	7	0.4%
4630	Wholesale of food, beverages and tobacco	24	1.4%
4641	Wholesale of textiles, clothing and footwear	2	0.1%
4649	Wholesale of other household goods	1	0.1%
4651	Wholesale of computers, computer peripheral equipment and so	0	
4652	Wholesale of electronic and telecommunications equipment and	1	0.1%
4653	Wholesale of agricultural machinery, equipment and supplies	0	
4659	Wholesale of other machinery and equipment	0	
4661	Wholesale of solid, liquid and gaseous fuels and related pro	1	0.1%
4662	Wholesale of metals and metal ores	0	
4663	Wholesale of construction materials, hardware, plumbing and	10	0.6%
4669	4669 Wholesale of waste and scrap and other products n.e.c.	1	0.1%
4690	Non-specialized wholesale trade	3	0.2%
4711	Retail sale in non-specialized stores with food, beverages o	240	14.4%
4719	4719 Other retail sale in non-specialized stores	150	9.0%
4721	Retail sale of food in specialized stores	90	5.4%
4722	Retail sale of beverages in specialized stores	36	2.2%
4723	Retail sale of tobacco products in specialized stores	1	0.1%
4730	Retail sale of automotive fuel in specialized stores	1	0.1%
4741	Retail sale of computers, peripheral units, software and tel	5	0.3%
4742	Retail sale of audio and video equipment in specialized stor	1	0.1%
4751	Retail sale of textiles in specialized stores	7	0.4%
4752	Retail sale of hardware, paints and glass in specialized sto	17	1.0%
4753	Retail sale of carpets, rugs, wall and floor coverings in sp	0	
4759	Retail sale of electrical household appliances, furniture, l	8	0.5%
4761	Retail sale of books, newspapers and stationary in specializ	9	0.5%
4762	Retail sale of music and video recordings in specialized sto	2	0.1%
4763	Retail sale of sporting equipment in specialized stores	1	0.1%
4764	Retail sale of games and toys in specialized stores	0	
4771	Retail sale of clothing, footwear and leather articles in sp	29	1.7%
4772	Retail sale of pharmaceutical and medical goods, cosmetic an	13	0.8%
4773	4773 Other retail sale of new goods in specialized stores	8	0.5%
4774	Retail sale of second-hand goods	0	
4781	Retail sale via stalls and markets of food, beverages and to	6	0.4%
4782	Retail sale via stalls and markets of textiles, clothing and	6	0.4%

**# B020S: ISIC 1**

Value	Label	Cases	Percentage
4789	Retail sale via stalls and markets of other goods	0	
4791	Retail sale via mail order houses or via Internet	0	
4799	Other retail sale not in stores, stalls or markets	3	0.2%
4911	Passenger rail transport, interurban	0	
4912	Freight rail transport	0	
4921	Urban and suburban passenger land transport	0	
4922	Other passenger land transport	1	0.1%
4923	Freight transport by road	0	
4930	Transport via pipeline	0	
5011	Sea and coastal passenger water transport	0	
5012	Sea and coastal freight water transport	0	
5021	Inland passenger water transport	0	
5022	Inland freight water transport	0	
5110	Passenger air transport	0	
5120	Freight air transport	2	0.1%
5210	Warehousing and storage	0	
5221	Service activities incidental to land transportation	8	0.5%
5222	Service activities incidental to water transportation	0	
5223	Service activities incidental to air transportation	0	
5224	Cargo handling	0	
5229	Other transportation support activities	0	
5310	Postal activities	0	
5320	Courier activities	0	
5510	Short term accommodation activities	7	0.4%
5520	Camping grounds, recreational vehicle parks and trailer park	0	
5590	Other accommodation	0	
5610	Restaurants and mobile food service activities	172	10.3%
5621	Event catering	1	0.1%
5629	Other food service activities	0	
5630	Beverage serving activities	260	15.6%
5811	Book publishing	0	
5812	Publishing of directories and mailing lists	0	
5813	Publishing of newspapers, journals and periodicals	0	
5819	Other publishing activities	0	
5820	Software publishing	0	
5911	Motion picture, video and television programme production ac	0	
5912	Motion picture, video and television programme post-producti	0	
5913	Motion picture, video and television programme distribution	0	
5914	Motion picture projection activities	4	0.2%
5920	Sound recording and music publishing activities	0	
6010	Radio broadcasting	0	
6020	Television programming and broadcasting activities	0	
6110	Wired telecommunications activities	0	
6120	Wireless telecommunications activities	2	0.1%
6130	Satellite telecommunications activities	0	

**# B020S: ISIC 1**

Value	Label	Cases	Percentage
6190	Other telecommunications activities	2	0.1%
6201	Computer programming activities	0	
6202	Computer consultancy and computer facilities management acti	0	
6209	Other information technology and computer service activities	0	
6311	Data processing, hosting and related activities	0	
6312	Web portals	0	
6391	News agency activities	0	
6399	Other information service activities n.e.c.	0	
6411	Central banking	0	
6419	ther monetary intermediation	1	0.1%
6420	Activities of holding companies	0	
6430	Trusts, funds and similar financial entities	0	
6491	Financial leasing	0	
6492	Other credit granting	0	
6499	Other financial service activities, except insurance and pen	0	
6511	6511 Life insurance	0	
6512	Non-life insurance	0	
6520	Reinsurance	0	
6530	Pension funding	0	
6611	Administration of financial markets	0	
6612	Security and commodity contracts brokerage	0	
6619	Other activities auxiliary to financial service activities	0	
6621	Risk and damage evaluation	0	
6622	Activities of insurance agents and brokers	0	
6629	Other activities auxiliary to insurance and pension funding	0	
6630	Fund management activities	0	
6810	Real estate activities with own or leased property	0	
6820	Real estate activities on a fee or contract basis	0	
6910	Legal activities	1	0.1%
6920	Accounting, bookkeeping and auditing activities; tax consult	0	
7010	Activities of head offices	0	
7020	Management consultancy activities	0	
7110	Architectural and engineering activities and related technic	0	
7210	Research and experimental development on natural sciences an	0	
7220	Research and experimental development on social sciences and	1	0.1%
7310	Advertising	0	
7320	Market research and public opinion polling	0	
7410	Specialized design activities	64	3.8%
7420	Photographic activities	9	0.5%
7490	Other professional, scientific and technical activities n.e.	2	0.1%
7500	Veterinary activities	1	0.1%
7710	Renting and leasing of motor vehicles	0	
7721	Renting and leasing of recreational and sports goods	2	0.1%
7722	Renting of video tapes and disks	0	
7729	Renting and leasing of other personal and household goods	0	

**# B020S: ISIC 1**

Value	Label	Cases	Percentage
7730	Renting and leasing of other machinery, equipment and tangib	0	
7740	Leasing of intellectual property and similar products, excep	0	
7810	Activities of employment placement agencies	0	
7820	Temporary employment agency activities	0	
7830	Other human resources provision	0	
7911	Travel agency activities	0	
7912	Tour operator activities	0	
7990	Other reservation service and related activities	0	
8010	Private security activities	0	
8020	Security systems service activities	0	
8030	Investigation activities	0	
8110	Combined facilities support activities	0	
8121	General cleaning of buildings	0	
8129	Other building and industrial cleaning activities	0	
8130	Landscape care and maintenance service activities	0	
8211	Combined office administrative service activities	0	
8219	Photocopying, document preparation and other specialized off	14	0.8%
8220	Activities of call centres	0	
8230	Organization of conventions and trade shows	0	
8291	Activities of collection agencies and credit bureaus	0	
8292	Packaging activities	0	
8299	Other business support service activities n.e.c.	0	
8411	General public administration activities	0	
8412	Regulation of the activities of providing health care, educa	0	
8413	8413 Regulation of and contribution to more efficient operat	0	
8421	Foreign affairs	0	
8422	Defence activities	0	
8423	Public order and safety activities	0	
8430	Compulsory social security activities	0	
8510	Pre-primary and primary education	0	
8521	General secondary education	0	
8522	Technical and vocational secondary education	3	0.2%
8530	Higher education	0	
8541	Sports and recreation education	0	
8542	Cultural education	0	
8549	Other education n.e.c.	2	0.1%
8550	Educational support activities	0	
8610	Hospital activities	1	0.1%
8620	Medical and dental practice activities	1	0.1%
8690	Other human health activities	0	
8710	Residential nursing care facilities	0	
8720	Residential care activities for mental retardation, mental h	0	
8730	873 8730 Residential care activities for the elderly and dis	0	
8790	Other residential care activities	1	0.1%
8810	Social work activities without accommodation for the elderly	0	

**# B020S: ISIC 1**

Value	Label	Cases	Percentage
8890	Other social work activities without accommodation	0	
9000	Creative, arts and entertainment activities	0	
9101	Library and archives activities	0	
9102	Museums activities and operation of historical sites and bui	0	
9103	Botanical and zoological gardens and nature reserves activit	0	
9200	Gambling and betting activities	0	
9311	Operation of sports facilities	0	
9312	Activities of sports clubs	0	
9319	Other sports activities	0	
9321	Activities of amusement parks and theme parks	0	
9329	Other amusement and recreation activities n.e.c.	0	
9411	Activities of business and employers membership organization	1	0.1%
9420	Activities of trade unions	0	
9491	Activities of religious organizations	1	0.1%
9492	Activities of political organizations	0	
9499	Activities of other membership organizations n.e.c.	0	
9511	Repair of computers and peripheral equipment	1	0.1%
9512	Repair of communication equipment	5	0.3%
9521	Repair of consumer electronics	1	0.1%
9522	Repair of household appliances and home and garden equipment	0	
9523	Repair of footwear and leather goods	5	0.3%
9524	Repair of furniture and home furnishings	1	0.1%
9529	Repair of other personal and household goods	3	0.2%
9601	Washing and (dry-) cleaning of textile and fur products	1	0.1%
9602	Hairdressing and other beauty treatment	169	10.2%
9603	Funeral and related activities	0	
9609	Other personal service activities n.e.c.	2	0.1%
9700	Activities of households as employers of domestic personnel	3	0.2%
9810	Undifferentiated goods-producing activities of private house	0	
9820	Undifferentiated service-producing activities of private hou	0	
9900	Activities of extraterritorial organizations and bodies	1	0.1%
9999		22	1.3%

*Warning: these figures indicate the number of cases found in the data file. They cannot be interpreted as summary statistics of the population of interest.*

**# ISIC1B020S: ISIC\_LEVEL1B020S**

<b>Information</b>	[Type= discrete] [Format=numeric] [Range= 1-9999] [Missing=*]
<b>Statistics [NW/ W]</b>	[Valid=1664 /-] [Invalid=0 /-]

Value	Label	Cases	Percentage
1	Agriculture, forestry and fishing	6	0.4%
2	Mining and quarrying	1	0.1%
3	Manufacturing	178	10.7%
4	Electricity, gas, steam and air conditioning suppl	1	0.1%
5	Water supply, sewage, waste management and remediation acti	2	0.1%
6	Construction	0	
7	Wholesale and retail trade; repair of motor vehicle and moto	698	41.9%



## # ISIC1B020S: ISIC\_LEVEL1B020S

Value	Label	Cases	Percentage
8	Transportation and storage	11	0.7%
9	Accommodation and food service activities	440	26.4%
10	Information and communication	8	0.5%
11	Financial and insurance activities	1	0.1%
12	Real estate activities	0	
13	Professional scientific and technical activities	78	4.7%
14	Administrative and support service activities	16	1.0%
15	Public administration defence and compulsory social security	0	
16	Education	5	0.3%
17	Human health and social work activities	3	0.2%
18	Arts, entertainments and recreation	0	
19	Other services activities	190	11.4%
20	Activities of households as employers; undifferentiated good	3	0.2%
21	Activities of extraterritorial organisation and bodies	1	0.1%
99	Not stated	22	1.3%
9999	Missing values	0	

Warning: these figures indicate the number of cases found in the data file. They cannot be interpreted as summary statistics of the population of interest.

## # B020A: Main Activity 2

<b>Information</b>	[Type= discrete] [Format=character] [Missing=*]
<b>Statistics [NW/ W]</b>	[Valid=528 /-] [Invalid=0 /-]

Value	Label	Cases	Percentage
ADANDAZA IBISHYIMBO		1	0.2%
ADANDAZA AMAKAYE		1	0.2%
AKABARI		2	0.4%
AKABARI[BAR]		1	0.2%
AMACUMBI		1	0.2%
AMAKARAMU ,		1	0.2%
AMASABUNE		1	0.2%
AMAVUTA UMUCERI		1	0.2%
AMAVUTA YO KWISIGA		1	0.2%
ARANGU ZA INZOGA		1	0.2%
BACURUZA IKIGAJYE		1	0.2%
BADODA IMYENDA Y'ABAGABO		1	0.2%
BAKANAGURIS IKAWA		1	0.2%
BAKARUGURIS		1	0.2%
BAR		1	0.2%
BOUTIQUE		2	0.4%

**# B020A: Main Activity 2**

Value	Label	Cases	Percentage
BOUTIQUE ICURUZA UMUNYU		1	0.2%
BOUTIQUE IDANDAZA UBUCONCO		1	0.2%
BOUTIQUE YIGANJEMO IBYO KURYA		1	0.2%
BRALIRWA		1	0.2%
BROCHETTE N'IBIZIHEREKE.		1	0.2%
BUNDAZI IMIGATI NI ICYAYI		1	0.2%
BURNING DVD VCD CD STUDIO		1	0.2%
CABARET		1	0.2%
CHAGER		1	0.2%
CHARGEMENT DES TELEPHONE MOBIL		1	0.2%
CHARGER BATERRIE		1	0.2%
CHARGER LE S TELEPHONES		1	0.2%
CHARGER TELEPHONE BATERIE		1	0.2%
DECOLATION MU MAKWE		1	0.2%
DEPOT		1	0.2%
DISENERS		1	0.2%
EMPOULES ELECTRIQUE		1	0.2%
GUCAGINGA TELEPHONE		3	0.6%
GUCARIJA TELEPHONE		1	0.2%
GUCHANGINGA BATTERIE ZA TELEP		1	0.2%
GUCHARGA TELEPHONE		1	0.2%
GUCHARGE TELEPHONE		1	0.2%
GUCUKURA AMABUYE		1	0.2%
GUCUMBIKIRA ABASHISTI		1	0.2%
GUCURA IBYUMA		1	0.2%

# B020A: Main Activity 2

Value	Label	Cases	Percentage
GUCURUZA		5	0.9%
GUCURUZA ADANDAZA		1	0.2%
GUCURUZA AIR TIME		2	0.4%
GUCURUZA AKABARI		1	0.2%
GUCURUZA AMAKAYE		1	0.2%
GUCURUZA AMANDAZI		4	0.8%
GUCURUZA AMARANGI		1	0.2%
GUCURUZA AMASABUNE		1	0.2%
GUCURUZA AMASAKA		1	0.2%
GUCURUZA AMASAKA DETAILS		1	0.2%
GUCURUZA AMATA		2	0.4%
GUCURUZA AMAVUTA		1	0.2%
GUCURUZA AMAVUTA YO GUTEKA		1	0.2%
GUCURUZA AMAVUTA YO KURYA		1	0.2%
GUCURUZA AMAVUTA YOKWISIGA		1	0.2%
GUCURUZA BOUTIQUE		2	0.4%
GUCURUZA BROCHETE		1	0.2%
GUCURUZA BROCHETTE		6	1.1%
GUCURUZA CASTRA		1	0.2%
GUCURUZA CD & DVD		1	0.2%
GUCURUZA DETAILLE		1	0.2%
GUCURUZA EN DETAILLE		1	0.2%
GUCURUZA FANTA		3	0.6%
GUCURUZA HOUSING ZA TELEPHONE		1	0.2%
GUCURUZA IBIBWA BYO MUKABARI		1	0.2%

# B020A: Main Activity 2

Value	Label	Cases	Percentage
GUCURUZA IBIGAGE		1	0.2%
GUCURUZA IBIHANGANO		1	0.2%
GUCURUZA IBIKOPRESHO		1	0.2%
GUCURUZA IBIKORESHO		1	0.2%
GUCURUZA IBIKORESHO BYA PLASTI		1	0.2%
GUCURUZA IBINYOBWA		9	1.7%
GUCURUZA IBINYOBWA BIPFUNDIKIY		2	0.4%
GUCURUZA IBINYOBWA BYO KUNYWA		1	0.2%
GUCURUZA IBIRAYI		1	0.2%
GUCURUZA IBIRIBWA		1	0.2%
GUCURUZA IBIRIBWA DETAILS		1	0.2%
GUCURUZA IBIRIBWA IBIRYO BITET		1	0.2%
GUCURUZA IBIRYO		1	0.2%
GUCURUZA IBISHYIMBO		2	0.4%
GUCURUZA IBYO KUNYWA		3	0.6%
GUCURUZA IBYO YABAJE		1	0.2%
GUCURUZA ICYAYI		2	0.4%
GUCURUZA ICYAYI AMATA		1	0.2%
GUCURUZA ICYAYI,AMANI		1	0.2%
GUCURUZA IKIGAGE		5	0.9%
GUCURUZA IKIGANGE		1	0.2%
GUCURUZA IMBAHO		1	0.2%
GUCURUZA IMBANDA/ IBIDIYA		1	0.2%

# B020A: Main Activity 2

Value	Label	Cases	Percentage
GUCURUZA IMIGATI		1	0.2%
GUCURUZA IMINEKE		1	0.2%
GUCURUZA IMITI Y'AMATUNGO		1	0.2%
GUCURUZA IMYAKA		1	0.2%
GUCURUZA IMYENDA		2	0.4%
GUCURUZA IMYENDA MU ISOKO		1	0.2%
GUCURUZA INGANO		1	0.2%
GUCURUZA INKWETO ADANDAZA		1	0.2%
GUCURUZA INYAMA		3	0.6%
GUCURUZA INYAMA ZA BROCHETTE		1	0.2%
GUCURUZA INYAMA ZOKEJE		1	0.2%
GUCURUZA INYOBWA BWA BRALIRWA		1	0.2%
GUCURUZA INZOGA		4	0.8%
GUCURUZA INZOGA Z'IBITOKI BIYE		1	0.2%
GUCURUZA INZOGA ZA BRALIRWA		1	0.2%
GUCURUZA INZOGA ZIPFUNDIKIRW		1	0.2%
GUCURUZA ISABUNE DETAIL		1	0.2%
GUCURUZA M2U		1	0.2%
GUCURUZA PIECE		1	0.2%
GUCURUZA PIECES DE RECHANGE		1	0.2%
GUCURUZA UBUCONCO		3	0.6%

# B020A: Main Activity 2

Value	Label	Cases	Percentage
GUCURUZA UBUCONSHO		1	0.2%
GUCURUZA UBUSHERA		1	0.2%
GUCURUZA UMUCERI		1	0.2%
GUCURUZA UMUNYU,ISABI		1	0.2%
GUCURUZA UMUSARURU		1	0.2%
GUCURUZA UMUSURURU		2	0.4%
GUCURUZA URWAGWA		3	0.6%
GUFIRIMA		1	0.2%
GUFOTORA AMAFOTO		1	0.2%
GUFOTORA IMPAPURO		1	0.2%
GUFUNIKA INTEBE		1	0.2%
GUGURUZA UBUCONSHO		1	0.2%
GUHUDURA ABANDI BADODA		1	0.2%
GUHUGURA ABANA KUBYO KUDODA		1	0.2%
GUHUGURA KUBUDOZI		1	0.2%
GUHUNIKA IMYAKA		1	0.2%
GUKANIKA AMAGARE		1	0.2%
GUKANIKA TELEPHONE		1	0.2%
GUKODESHA AMAGARE		1	0.2%
GUKODESHA IBIKORESHO BY'IBIROR		1	0.2%
GUKODESHA IMODOKA YIKORERA IMI		1	0.2%
GUKODESHA IMYENDA YABAGENI		1	0.2%
GUKORA AMAGARE		1	0.2%
GUKORA AMAKA		1	0.2%

# B020A: Main Activity 2

Value	Label	Cases	Percentage
NIBIRYO BYI NKOKO			
GUKORA AMANDAZI		1	0.2%
GUKORA CAPATI		1	0.2%
GUKORA CARD SERVICES&INV		1	0.2%
GUKORA IBITABO		1	0.2%
GUKORA IBITANDA		1	0.2%
GUKORA IKIGAGE		2	0.4%
GUKORA IMIGATI		1	0.2%
GUKORA IMODOKA MECANIQUE AUTOM		1	0.2%
GUKORA INKWETO MU MPU,N'IBINDI		1	0.2%
GUKORA INZUGI		1	0.2%
GUKORA ISABUNE		1	0.2%
GUKORA JARDIN		1	0.2%
GUKORA MEUBLES		1	0.2%
GUKORA NO KUGURISHA IMIGATI		1	0.2%
GUKORA UBUSHERA		1	0.2%
GUKORERA ABANTU		1	0.2%
GUPIMA IKIGAGE		1	0.2%
GUPIMA IKIGAGE/ KUDANDAZA		1	0.2%
GUPIMA IKIGAJYE		1	0.2%
GUPIMA INZOGA		1	0.2%
GUPIMA UBUSHERA		1	0.2%
GUPIMA URWAGWA		2	0.4%
GUSATURA IMBAHO		1	0.2%

# B020A: Main Activity 2

Value	Label	Cases	Percentage
GUSERA ABATURANYI AMASAKA IMYU		1	0.2%
GUSERIVA INYAMA ZOKEJE		1	0.2%
GUSHARGE TELEPHONE		1	0.2%
GUSHARIJA AMATELEPHONE		1	0.2%
GUSHARIJA AMATELEPHON		1	0.2%
GUSHARIJA TELEFONI		1	0.2%
GUSHARIJA TELEPHONE		3	0.6%
GUSHARIJA TELEPHONE MOBILE		1	0.2%
GUSHARIRIZA PHONE		1	0.2%
GUSHARIRIZA TELEPHONE		1	0.2%
GUSUDIRA		1	0.2%
GUSUDIRA IBYUMA		1	0.2%
GUSUKA		1	0.2%
GUSUKA ABADAMU N'ABAKOBWA		1	0.2%
GUSUKA ABAGORE		1	0.2%
GUSUKA IMISATSI		1	0.2%
GUSUKA IMISATSI Y'ABAGORE		1	0.2%
GUSUKA NO KUDEFIRIZA		1	0.2%
GUSUKU		1	0.2%
GUSYA AMASAKA NU URUSYO		1	0.2%
GUSYA IBIGORI		2	0.4%
GUSYA IMYAKA IZANYWE NA NYIRAY		1	0.2%
GUTAKA AMASARO		1	0.2%
GUTANGA IBINYOBWA		2	0.4%



## # B020A: Main Activity 2

Value	Label	Cases	Percentage
GUTANGA IBIRYO		2	0.4%
GUTANGA ICYAYI		1	0.2%
GUTANGA INAMA MU KURINGANIZA		1	0.2%
GUTANGA ME2U ZA TELEPHONE		1	0.2%
GUTANGA SERVICE NZIZA		1	0.2%
GUTANGA UMURIRO		1	0.2%
GUTEKA ,GUCU IBIRO NOKUNYW		1	0.2%
GUTEKA ICYAYI		1	0.2%
GUTEKA IMIGATI		1	0.2%
GUTERA IPASI		2	0.4%
GUTUNGANYA IMBAHO		1	0.2%
GUTUNGANYA INZARA		2	0.4%
IBIKORESHO BY'ABANYESHI		1	0.2%
IBINDI BIGENDANA N'AMATA		1	0.2%
IBINYOBWA		1	0.2%
IBINYOBWA BIPFUNDIKIYE		1	0.2%
IBINYOBWA BIRIMO INZOGA NA JUS		1	0.2%
IBIRAYI		2	0.4%
IBIRIBWA IMYAMBARO		1	0.2%
IBIRIBWA NGANDURARU		1	0.2%
IBIRIBWA YIGANJEMO IBIRAYI		1	0.2%
IBIRYO		1	0.2%
IBYO KURYA		1	0.2%
ICYA YI NA MANDAZI		1	0.2%
ICYAYI		1	0.2%
ICYOCYEZO,GU BROCHETTE		1	0.2%

## # B020A: Main Activity 2

Value	Label	Cases	Percentage
ICYOKEZO		1	0.2%
ICYOKEZO CY'INYAMA		1	0.2%
IKIGAGE		1	0.2%
IMIRYANGO N'IBITANDA		1	0.2%
INSTALLATION DES MAISON		1	0.2%
INSTALLATION Y'AMAZI		1	0.2%
INTEBE AMEZA		1	0.2%
INYANYA		1	0.2%
INZOGA		1	0.2%
INZOGA DETAIL		1	0.2%
INZONGA		1	0.2%
KODODA UNIFORMES Z'ABANYESHUI		1	0.2%
KOGOSHA		1	0.2%
KOGOSHA ABAGABO		2	0.4%
KORORA INKA		1	0.2%
KOTSA		1	0.2%
KOTSA BRICHETTE		1	0.2%
KOTSA BROCETTE		1	0.2%
KOTSA BROCHETTE		1	0.2%
KOTSA BROCHETTES		1	0.2%
KOTSA INYAMA		2	0.4%
KOTSA INYAMA BROCHETTE		1	0.2%
KOTSA INYAMA N'IBINDI BIRIBWA		1	0.2%
KOTSA INYAMA N'IBITOKI		1	0.2%
KOTSA INYAMA(BROC		1	0.2%
KOTSA NO GUCURUZA INYAMA		1	0.2%
KOTSA,KUGUR INYAMA Z'IHENE		1	0.2%

## # B020A: Main Activity 2

Value	Label	Cases	Percentage
KUBAGA		1	0.2%
KUBAGA AMATUNGO		1	0.2%
KUBAGA INKA		1	0.2%
KUBAGIRA INYAMA ABANDI		1	0.2%
KUBAKA AMAZU		1	0.2%
KUBAZA		1	0.2%
KUBAZA IMBAHO		3	0.6%
KUBICURUZA		1	0.2%
KUBOHA UDUSEKE		1	0.2%
KUBUMBA AMATEGURA		3	0.6%
KUBUMBISHA AMATAFARI		1	0.2%
KUBURANA MU NKIKO		1	0.2%
KUDANDAZA		9	1.7%
KUDANDAZA AMAGI		1	0.2%
KUDANDAZA AMAKARA		1	0.2%
KUDANDAZA AMANDAZI N'ICYAYI		1	0.2%
KUDANDAZA AMAPINE		1	0.2%
KUDANDAZA AMASABUNE		1	0.2%
KUDANDAZA AMASAKA		1	0.2%
KUDANDAZA AMAVUTA YO GUTEKA		1	0.2%
KUDANDAZA BUTIQUE		1	0.2%
KUDANDAZA IBIKORESHO BIJYA KU		1	0.2%
KUDANDAZA IBINYOBWA		1	0.2%
KUDANDAZA IBINYOBWA BIDASEMBUY		1	0.2%
KUDANDAZA IBIRAYI		2	0.4%
KUDANDAZA IBIRIBWA		3	0.6%

# B020A: Main Activity 2

Value	Label	Cases	Percentage
KUDANDAZA IBIRIBWA BIDATETSE		1	0.2%
KUDANDAZA IBIRYO		1	0.2%
KUDANDAZA IBISHYIMBO		1	0.2%
KUDANDAZA IBITAMBARO		1	0.2%
KUDANDAZA IFUMBIRE YUMUSARURO		1	0.2%
KUDANDAZA IKIGAGE		2	0.4%
KUDANDAZA IMBAHO		1	0.2%
KUDANDAZA IMITI Y'AMATUNGO		1	0.2%
KUDANDAZA IMYAKA		4	0.8%
KUDANDAZA IMYENDA		2	0.4%
KUDANDAZA IMYENDA Y'ABANA		1	0.2%
KUDANDAZA INZOGA ZIPFUNDIKIYE		1	0.2%
KUDANDAZA ISABUNE		2	0.4%
KUDANDAZA TEL,LUNETTE,F		1	0.2%
KUDANDAZA UBUCONCO		3	0.6%
KUDANDAZA UBUCONSHO		1	0.2%
KUDANDAZA UBUSHERA		2	0.4%
KUDANDAZA(II		1	0.2%
KUDEFIRIZA		1	0.2%
KUDEFIRIZA NO GUSOKOZA		1	0.2%
KUDETAYA UMUNYU		1	0.2%
KUDODA		1	0.2%
KUDODA AMAKOTI Y'ABAGABO		1	0.2%
KUDODA AMARIBAYA		1	0.2%
KUDODA IMYENDA		2	0.4%

# B020A: Main Activity 2

Value	Label	Cases	Percentage
KUDODA IMYENDA MISHYA		1	0.2%
KUDODA IMYENDA YABAKIRIYA		1	0.2%
KUDODERA ABAKIRIYA		1	0.2%
KUGURA NO KOTSA INYAMA		2	0.4%
KUGURA,KOSY INYAMA MUKABARI		1	0.2%
KUGURA,KOTS INYAMA		1	0.2%
KUGURISHA AMASAKA		1	0.2%
KUGURISHA AMATAFARI		1	0.2%
KUGURISHA AMAVUTA YO KWISIGA		1	0.2%
KUGURISHA BROCHETTE		1	0.2%
KUGURISHA BYERI		1	0.2%
KUGURISHA IBITAYI BITETSE		1	0.2%
KUGURISHA IBYO KUNYWA		1	0.2%
KUGURISHA IMITI		1	0.2%
KUGURISHA INYAMA ZOKEJE(MUCO		1	0.2%
KUGURISHA INYONGERAMU		1	0.2%
KUGURISHA INZOGA		1	0.2%
KUGURISHA INZUGI,AMADI		1	0.2%
KUGURISHA M2U		1	0.2%
KUGURISHA UBUSHERA		1	0.2%
KUGURISHA ZA TISSU		1	0.2%
KUKORA MOTO		1	0.2%
KURANGURA IBIRIBWA		1	0.2%

## # B020A: Main Activity 2

Value	Label	Cases	Percentage
KURANGURA NO GUCURUZA		1	0.2%
KURANGUZA		2	0.4%
KURANGUZA AMASAKA N'IBISHYIMBO		1	0.2%
KURANGUZA IBIHANGANO		1	0.2%
KURANGUZA IBINYOBWA BYA BRALIR		1	0.2%
KURANGUZA IBIRIBWA		1	0.2%
KURANGUZA IMIGATI		2	0.4%
KURANGUZA IMYAKA		1	0.2%
KURANGUZA INZOGA		1	0.2%
KURANGUZA NO KUDANDAZA		1	0.2%
KURANGUZA UBUCONCO		1	0.2%
KURANGUZA UBUSHERA		1	0.2%
KURANGUZA URWAGWA		2	0.4%
KURANGUZA,G IBINYOBWA		1	0.2%
KUTSA INYAMA		1	0.2%
KUVURA AMATUNGO		1	0.2%
KWAKIRA ABA CLIENT		1	0.2%
KWAKIRA IMIGABANE NO KUGURIZA		1	0.2%
KWANDIKA KU BYAPA NO KUDODA		1	0.2%
KWANDIKIRA ABANTU KURI ORDINAT		1	0.2%
KWANDIKIRA NA MUDASOBWA ABANTU		1	0.2%
KWENGA IKIGAGE		1	0.2%
KWENGA UBUSHERA		3	0.6%

## # B020A: Main Activity 2

Value	Label	Cases	Percentage
KWIGA IMISHINGA		1	0.2%
KWIGISHA KUDODA		1	0.2%
KWIGISHA KUDODA		1	0.2%
KWIGISHA ABASHAKA KUMENYA KUDO		1	0.2%
KWIGISHA IBYA GARAJE		1	0.2%
KWIGISHA INFORMATIQUI		1	0.2%
KWIGISHA KUBAHA		1	0.2%
KWIGISHA KUDODA		3	0.6%
KWIGISHA UBUDOZI		1	0.2%
KWOGOSHA		1	0.2%
KWOTSA IBYO BAFATISHA		1	0.2%
KWOTSA INYAMA		4	0.8%
KWOZA MUMUTWE		1	0.2%
MAINTENANCE DES ORDINATEURS		1	0.2%
MANICURE		1	0.2%
ME YOU		1	0.2%
MITUYU		1	0.2%
MOBILE MONEY SERVICE		1	0.2%
MULTIPLICATIO DES COPIES		1	0.2%
MULTIPLICATIO DES FILM&MUSIQU		1	0.2%
PETITE ALIMENTATION		1	0.2%
PHOTOCOPIE		1	0.2%
PHOTOCOPY COLOR		1	0.2%
PHOTOGRAPHII		1	0.2%
PRINTING		1	0.2%
QUINCALERIE		1	0.2%
RELIURE DE DOCUMENT		1	0.2%

## # B020A: Main Activity 2

Value	Label	Cases	Percentage
REPARATION DE TELEVISION		1	0.2%
REPARATION DES ELECTRONICS		1	0.2%
RESTAURANT		4	0.8%
RESTAURENT ICIRITSE		1	0.2%
RETAIL OF AGRICULTURE PRODUCTION		1	0.2%
SECRETARIAT		1	0.2%
SECRETARIAT PUBLIC		2	0.4%
SOUDURE		1	0.2%
STUDIO[MUSIQUE ET FILM SUR CAV		1	0.2%
SUPPLY		1	0.2%
TOURNAGE-TOUPILLAGE		1	0.2%
UBUBAJI BW'IBIKORESHI BY'UBWUB		1	0.2%
UBUCOKORI BW'IMYENDA		1	0.2%
UBUCONCO		1	0.2%
UBUCURUZI BUDANDA ZA AMAKAYE		1	0.2%
UBUCURUZI BW'AMASABUN		1	0.2%
UBUCURUZI BW'AMAVUTA		1	0.2%
UBUCURUZI BW'ANDANDA ZA		1	0.2%
UBUCURUZI BW'IBINYOBWA		1	0.2%
UBUCURUZI BW'IBISHYIMBO		1	0.2%
UBUCURUZI BW'IKIGAGE		1	0.2%
UBUCURUZI BW'IMIRAMA		1	0.2%
UBUCURUZI BW'IMYANYA		1	0.2%
UBUCURUZI BW'IMYENDA		1	0.2%
UBUCURUZI BW'INZO GA NA FANTA		1	0.2%
UBUCURUZI BW'UBUCONCH		1	0.2%



## # B020A: Main Activity 2

Value	Label	Cases	Percentage
UBUCURUZI BW'UBUCONCC		2	0.4%
UBUCURUZI BW'UBUNYOBV		1	0.2%
UBUCURUZI BW'UBUSHERA		1	0.2%
UBUCURUZI BW'URWAGWA		1	0.2%
UBUCURUZI BW'amata		1	0.2%
UBUCURUZI BWA DIGITALI		1	0.2%
UBUCURUZI BWA TELEPHONE		1	0.2%
UBUCURUZI ISUKALI,UBUSI		1	0.2%
UBUCVONCO		1	0.2%
UBUDANDAZI		1	0.2%
UBUDANDAZI BW'IBIKAPU		1	0.2%
UBUDANDAZI BW'INZOGA		1	0.2%
UBUDANDAZI BW'UBUCONCC		1	0.2%
UBUDOZI BW'IMYENDA YABAGABO		1	0.2%
UBUJYANAMA K'UBUZIMA		1	0.2%
UBUREZI KU BANA BATAKOMEJE KWI		1	0.2%
UBUSUDERI		1	0.2%
UBWOBATSI BWO GUSHUSHANYA		1	0.2%
UDUCONSHO HIGANJEMO IBIRIBWA		1	0.2%
UMUCERI		2	0.4%
UMUCURUZI W'ISUKARI,ISAI		1	0.2%
UMUTOBE		1	0.2%
URWAGWA		2	0.4%
VENDRE DU VIN [BIERE]		1	0.2%
VENTE DES BAIGNETS PAIN		1	0.2%
VIDEOTHEQUE		1	0.2%
acuruza mutsing		1	0.2%

## # B020A: Main Activity 2

Value	Label	Cases	Percentage
charger les telephones		1	0.2%
gucuruza ibinyobwa		1	0.2%
gucuruza ibiribwa		1	0.2%
gucuruza isabune umunyu nibind		1	0.2%
gutanga umuriro		1	0.2%
guteka icyayi		1	0.2%
icyokezo		1	0.2%
kogosha		1	0.2%
kudandaza udupira		1	0.2%
kugurisha saloon simple		1	0.2%
kuvugurura ubwubatsi		1	0.2%
newspapers and stationary in		1	0.2%
ubuhinzi bwimyumbati		1	0.2%

Warning: these figures indicate the number of cases found in the data file. They cannot be interpreted as summary statistics of the population of interest.

## # B020AS: ISIC 2

Value	Label	Cases	Percentage
111	Growing of cereals (except rice), leguminous crops and oil s	0	
112	Growing of rice	0	
113	Growing of vegetables and melons, roots and tubers	1	0.3%
114	Growing of sugar cane	0	
115	Growing of tobacco	0	
116	Growing of fibre crops	0	
119	Growing of other non-perennial crops	0	
121	Growing of grapes	0	
122	Growing of tropical and subtropical fruits	0	
123	Growing of citrus fruits	0	
124	Growing of pome fruits and stone fruits	0	
125	Growing of other tree and bush fruits and nuts	0	
126	Growing of oleaginous fruits	0	
127	Growing of beverage crops	0	
128	Growing of spices, aromatic, drug and pharmaceutical crops	0	
129	Growing of other perennial crops	0	
130	Plant propagation	0	
141	Raising of cattle and buffaloes	1	0.3%
142	Raising of horses and other equines	0	
143	Raising of camels and camelids	0	

**# B020AS: ISIC 2**

Value	Label	Cases	Percentage
144	Raising of sheep and goats	0	
145	Raising of swine/pigs	0	
146	Raising of poultry	0	
149	Raising of other animals	0	
150	Mixed farming	0	
161	Support activities for crop production	0	
162	Support activities for animal production	0	
163	Post-harvest crop activities	0	
164	Seed processing for propagation	0	
170	Hunting, trapping and related service activities	0	
210	Silviculture and other forestry activities	0	
220	Logging	0	
230	Gathering of non-wood forest products	0	
240	Support services to forestry	0	
310	Marine fishing	0	
312	Freshwater fishing	0	
321	Marine aquaculture	0	
322	Freshwater aquaculture	0	
510	Mining of hard coal	0	
520	Mining of lignite	0	
610	Extraction of crude petroleum	0	
620	Extraction of natural gas	0	
710	Mining of iron ores	0	
721	Mining of uranium and thorium ores	0	
729	Mining of other non-ferrous metal ores	0	
810	Quarrying of stone, sand and clay	0	
821	Office administrative and support activities	0	
891	Mining of chemical and fertilizer minerals	0	
892	Extraction of peat	0	
893	Extraction of salt	0	
899	Other mining and quarrying n.e.c.	0	
910	Support activities for petroleum and natural gas extraction	0	
990	Support activities for other mining and quarrying	0	
1010	Processing and preserving of meat	3	0.9%
1020	Processing and preserving of fish, crustaceans and molluscs	0	
1030	Processing and preserving of fruit and vegetables	0	
1040	Manufacture of vegetable and animal oils and fats	0	
1050	Manufacture of dairy products	0	
1061	Manufacture of grain mill products	3	0.9%
1062	Manufacture of starches and starch products	0	
1071	Manufacture of bakery products	5	1.5%
1072	Manufacture of sugar	0	
1073	Manufacture of cocoa, chocolate and sugar confectionery	0	
1074	Manufacture of macaroni, noodles, couscous and similar farin	0	
1075	Manufacture of prepared meals and dishes	0	

**# B020AS: ISIC 2**

Value	Label	Cases	Percentage
1079	Manufacture of other food products n.e.c.	0	
1080	Manufacture of prepared animal feeds	1	0.3%
1101	Distilling, rectifying and blending of spirits	0	
1102	Manufacture of wines	1	0.3%
1103	Manufacture of malt liquors and malt	0	
1104	Manufacture of soft drinks; production of mineral waters and	1	0.3%
1200	Manufacture of tobacco products	0	
1311	Preparation and spinning of textile fibres	0	
1312	Weaving of textiles	0	
1313	Finishing of textiles	0	
1391	Manufacture of knitted and crocheted fabrics	0	
1392	Manufacture of made-up textile articles, except apparel	0	
1393	Manufacture of carpets and rugs	0	
1394	Manufacture of cordage, rope, twine and netting	0	
1399	Manufacture of other textiles n.e.c.	0	
1410	Manufacture of wearing apparel, except fur apparel	0	
1420	Manufacture of articles of fur	0	
1430	Manufacture of knitted and crocheted apparel	0	
1511	Tanning and dressing of leather; dressing and dyeing of fur	0	
1512	Manufacture of luggage, handbags and the like, saddlery and	1	0.3%
1520	Manufacture of footwear	0	
1610	Sawmilling and planing of wood	5	1.5%
1621	Manufacture of veneer sheets and wood-based panels	0	
1622	Manufacture of builders' carpentry and joinery	1	0.3%
1623	Manufacture of wooden containers	0	
1629	Manufacture of other products of wood; manufacture of articl	1	0.3%
1701	Manufacture of pulp, paper and paperboard	0	
1702	Manufacture of corrugated paper and paperboard and of contai	0	
1709	Manufacture of other articles of paper and paperboard	0	
1811	Printing	1	0.3%
1812	Service activities related to printing	0	
1820	Reproduction of recorded media	2	0.6%
1910	Manufacture of coke oven products	0	
1920	Manufacture of refined petroleum products	0	
2011	Manufacture of basic chemicals	0	
2012	Manufacture of fertilizers and nitrogen compounds	0	
2013	Manufacture of plastics and synthetic rubber in primary form	0	
2021	Manufacture of pesticides and other agrochemical products	0	
2022	Manufacture of paints, varnishes and similar coatings, print	0	
2023	Manufacture of soap and detergents, cleaning and polishing p	1	0.3%
2029	2029 Manufacture of other chemical products n.e.c.	0	
2030	Manufacture of man-made fibres	0	
2100	Manufacture of pharmaceuticals, medicinal chemical and botan	0	
2211	Manufacture of rubber tyres and tubes; retreading and rebuil	0	
2219	2219 Manufacture of other rubber products	0	

# B020AS: ISIC 2

Value	Label	Cases	Percentage
2220	Manufacture of plastics products	0	
2310	Manufacture of glass and glass products	0	
2391	Manufacture of refractory products	0	
2392	Manufacture of clay building materials	1	0.3%
2393	Manufacture of other porcelain and ceramic products	0	
2394	Manufacture of cement, lime and plaster	0	
2395	Manufacture of articles of concrete, cement and plaster	0	
2396	Cutting, shaping and finishing of stone	0	
2399	Manufacture of other non-metallic mineral products n.e.c.	0	
2410	Manufacture of basic iron and steel	0	
2420	Manufacture of basic precious and other non-ferrous metals	1	0.3%
2431	Casting of iron and steel	0	
2432	Casting of non-ferrous metals	0	
2511	Manufacture of structural metal products	0	
2512	Manufacture of tanks, reservoirs and containers of metal	0	
2513	Manufacture of steam generators, except central heating hot	0	
2520	Manufacture of weapons and ammunition	0	
2591	Forging, pressing, stamping and roll-forming of metal; powde	0	
2592	Treatment and coating of metals; machining	2	0.6%
2593	Manufacture of cutlery, hand tools and general hardware	0	
2599	Manufacture of other fabricated metal products n.e.c.	0	
2610	Manufacture of electronic components and boards	0	
2620	Manufacture of computers and peripheral equipment	0	
2630	Manufacture of communication equipment	0	
2640	Manufacture of consumer electronics	0	
2651	Manufacture of measuring, testing, navigating and control eq	0	
2660	Manufacture of irradiation, electromedical and electrotherap	0	
2670	Manufacture of optical instruments and photographic equipmen	0	
2680	Manufacture of magnetic and optical media	0	
2710	Manufacture of electric motors, generators, transformers and	0	
2720	Manufacture of batteries and accumulators	0	
2731	Manufacture of fibre optic cables	0	
2732	Manufacture of other electronic and electric wires and cable	0	
2733	Manufacture of wiring devices	0	
2740	Manufacture of electric lighting equipment	0	
2750	Manufacture of domestic appliances	0	
2790	Manufacture of other electrical equipment	0	
2811	Manufacture of engines and turbines, except aircraft, vehicl	0	
2812	Manufacture of fluid power equipment	0	
2813	Manufacture of other pumps, compressors, taps and valves	0	
2814	Manufacture of bearings, gears, gearing and driving elements	0	
2815	Manufacture of ovens, furnaces and furnace burners	0	
2816	Manufacture of lifting and handling equipment	0	
2817	Manufacture of office machinery and equipment (except comput	0	
2818	Manufacture of power-driven hand tools	0	

**# B020AS: ISIC 2**

Value	Label	Cases	Percentage
2819	Manufacture of other general-purpose machinery	0	
2821	Manufacture of agricultural and forestry machinery	0	
2822	Manufacture of metal-forming machinery and machine tools	0	
2823	Manufacture of machinery for metallurgy	0	
2824	Manufacture of machinery for mining, quarrying and construct	0	
2825	Manufacture of machinery for food, beverage and tobacco proc	0	
2826	Manufacture of machinery for textile, apparel and leather pr	0	
2829	Manufacture of other special-purpose machinery	0	
2910	Manufacture of motor vehicles	0	
2920	Manufacture of bodies (coachwork) for motor vehicles; manufa	0	
2930	Manufacture of parts and accessories for motor vehicles	0	
3011	Building of ships and floating structures	0	
3012	Building of pleasure and sporting boats	0	
3020	Manufacture of railway locomotives and rolling stock	0	
3030	Manufacture of air and spacecraft and related machinery	0	
3040	Manufacture of military fighting vehicles	0	
3091	Manufacture of motorcycles	0	
3092	Manufacture of bicycles and invalid carriages	0	
3099	Manufacture of other transport equipment n.e.c.	0	
3100	Manufacture of furniture	3	0.9%
3211	Manufacture of jewellery and related articles	0	
3212	Manufacture of imitation jewellery and related articles	0	
3220	Manufacture of musical instruments	0	
3230	Manufacture of sports goods	0	
3240	Manufacture of games and toys	0	
3250	Manufacture of medical and dental instruments and supplies	0	
3290	Other manufacturing n.e.c.	0	
3311	Repair of fabricated metal products	1	0.3%
3312	Repair of machinery	0	
3313	Repair of electronic and optical equipment	1	0.3%
3314	Repair of electrical equipment	0	
3315	Repair of transport equipment, except motor vehicles	0	
3319	Repair of other equipment	0	
3320	Installation of industrial machinery and equipment	0	
3510	Electric power generation, transmission and distribution	1	0.3%
3520	Manufacture of gas; distribution of gaseous fuels through ma	0	
3530	Steam and air conditioning supply	0	
3600	Water collection, treatment and supply	0	
3700	Sewerage	0	
3811	Collection of non-hazardous waste	0	
3812	Collection of hazardous waste	0	
3821	Treatment and disposal of non-hazardous waste	0	
3822	Treatment and disposal of hazardous waste	0	
3830	Materials recovery	0	
3900	Remediation activities and other waste management services	0	

# B020AS: ISIC 2

Value	Label	Cases	Percentage
4100	Construction of buildings	1	0.3%
4210	Construction of roads and railways	0	
4220	Construction of utility projects	0	
4290	Construction of other civil engineering projects	0	
4311	Demolition	0	
4312	Site preparation	0	
4321	Electrical installation	0	
4322	Plumbing, heat and air-conditioning installation	0	
4329	Other construction installation	0	
4330	Building completion and finishing	0	
4390	Other specialized construction activities	0	
4510	Sale of motor vehicles	0	
4520	Maintenance and repair of motor vehicles	1	0.3%
4530	Sale of motor vehicle parts and accessories	2	0.6%
4540	Sale, maintenance and repair of motorcycles and related part	0	
4610	Wholesale on a fee or contract basis	0	
4620	Wholesale of agricultural raw materials and live animals	2	0.6%
4630	Wholesale of food, beverages and tobacco	14	4.2%
4641	Wholesale of textiles, clothing and footwear	0	
4649	Wholesale of other household goods	0	
4651	Wholesale of computers, computer peripheral equipment and so	0	
4652	Wholesale of electronic and telecommunications equipment and	0	
4653	Wholesale of agricultural machinery, equipment and supplies	0	
4659	Wholesale of other machinery and equipment	0	
4661	Wholesale of solid, liquid and gaseous fuels and related pro	0	
4662	Wholesale of metals and metal ores	0	
4663	Wholesale of construction materials, hardware, plumbing and	1	0.3%
4669	4669 Wholesale of waste and scrap and other products n.e.c.	0	
4690	Non-specialized wholesale trade	1	0.3%
4711	Retail sale in non-specialized stores with food, beverages o	21	6.2%
4719	4719 Other retail sale in non-specialized stores	16	4.8%
4721	Retail sale of food in specialized stores	20	6.0%
4722	Retail sale of beverages in specialized stores	9	2.7%
4723	Retail sale of tobacco products in specialized stores	0	
4730	Retail sale of automotive fuel in specialized stores	0	
4741	Retail sale of computers, peripheral units, software and tel	7	2.1%
4742	Retail sale of audio and video equipment in specialized stor	2	0.6%
4751	Retail sale of textiles in specialized stores	7	2.1%
4752	Retail sale of hardware, paints and glass in specialized sto	5	1.5%
4753	Retail sale of carpets, rugs, wall and floor coverings in sp	0	
4759	Retail sale of electrical household appliances, furniture, l	3	0.9%
4761	Retail sale of books, newspapers and stationary in specializ	2	0.6%
4762	Retail sale of music and video recordings in specialized sto	2	0.6%
4763	Retail sale of sporting equipment in specialized stores	0	
4764	Retail sale of games and toys in specialized stores	0	

**# B020AS: ISIC 2**

Value	Label	Cases	Percentage
4771	Retail sale of clothing, footwear and leather articles in sp	2	0.6%
4772	Retail sale of pharmaceutical and medical goods, cosmetic an	2	0.6%
4773	4773 Other retail sale of new goods in specialized stores	3	0.9%
4774	Retail sale of second-hand goods	0	
4781	Retail sale via stalls and markets of food, beverages and to	0	
4782	Retail sale via stalls and markets of textiles, clothing and	0	
4789	Retail sale via stalls and markets of other goods	0	
4791	Retail sale via mail order houses or via Internet	0	
4799	Other retail sale not in stores, stalls or markets	0	
4911	Passenger rail transport, interurban	0	
4912	Freight rail transport	0	
4921	Urban and suburban passenger land transport	0	
4922	Other passenger land transport	0	
4923	Freight transport by road	0	
4930	Transport via pipeline	0	
5011	Sea and coastal passenger water transport	0	
5012	Sea and coastal freight water transport	0	
5021	Inland passenger water transport	0	
5022	Inland freight water transport	0	
5110	Passenger air transport	0	
5120	Freight air transport	0	
5210	Warehousing and storage	1	0.3%
5221	Service activities incidental to land transportation	1	0.3%
5222	Service activities incidental to water transportation	0	
5223	Service activities incidental to air transportation	0	
5224	Cargo handling	0	
5229	Other transportation support activities	0	
5310	Postal activities	0	
5320	Courier activities	0	
5510	Short term accommodation activities	2	0.6%
5520	Camping grounds, recreational vehicle parks and trailer park	0	
5590	Other accommodation	0	
5610	Restaurants and mobile food service activities	26	7.7%
5621	Event catering	0	
5629	Other food service activities	1	0.3%
5630	Beverage serving activities	60	17.9%
5811	Book publishing	0	
5812	Publishing of directories and mailing lists	0	
5813	Publishing of newspapers, journals and periodicals	0	
5819	Other publishing activities	0	
5820	Software publishing	0	
5911	Motion picture, video and television programme production ac	0	
5912	Motion picture, video and television programme post-producti	0	
5913	Motion picture, video and television programme distribution	0	
5914	Motion picture projection activities	0	



**# B020AS: ISIC 2**

Value	Label	Cases	Percentage
5920	Sound recording and music publishing activities	0	
6010	Radio broadcasting	0	
6020	Television programming and broadcasting activities	0	
6110	Wired telecommunications activities	0	
6120	Wireless telecommunications activities	1	0.3%
6130	Satellite telecommunications activities	0	
6190	Other telecommunications activities	1	0.3%
6201	Computer programming activities	0	
6202	Computer consultancy and computer facilities management acti	0	
6209	Other information technology and computer service activities	0	
6311	Data processing, hosting and related activities	0	
6312	Web portals	0	
6391	News agency activities	0	
6399	Other information service activities n.e.c.	0	
6411	Central banking	0	
6419	ther monetary intermediation	2	0.6%
6420	Activities of holding companies	0	
6430	Trusts, funds and similar financial entities	1	0.3%
6491	Financial leasing	0	
6492	Other credit granting	0	
6499	Other financial service activities, except insurance and pen	0	
6511	6511 Life insurance	0	
6512	Non-life insurance	0	
6520	Reinsurance	0	
6530	Pension funding	0	
6611	Administration of financial markets	0	
6612	Security and commodity contracts brokerage	0	
6619	Other activities auxiliary to financial service activities	0	
6621	Risk and damage evaluation	0	
6622	Activities of insurance agents and brokers	0	
6629	Other activities auxiliary to insurance and pension funding	0	
6630	Fund management activities	0	
6810	Real estate activities with own or leased property	0	
6820	Real estate activities on a fee or contract basis	0	
6910	Legal activities	0	
6920	Accounting, bookkeeping and auditing activities; tax consult	0	
7010	Activities of head offices	2	0.6%
7020	Management consultancy activities	0	
7110	Architectural and engineering activities and related technic	0	
7210	Research and experimental development on natural sciences an	0	
7220	Research and experimental development on social sciences and	0	
7310	Advertising	1	0.3%
7320	Market research and public opinion polling	0	
7410	Specialized design activities	8	2.4%
7420	Photographic activities	4	1.2%

**# B020AS: ISIC 2**

Value	Label	Cases	Percentage
7490	Other professional, scientific and technical activities n.e.	0	
7500	Veterinary activities	2	0.6%
7710	Renting and leasing of motor vehicles	1	0.3%
7721	Renting and leasing of recreational and sports goods	1	0.3%
7722	Renting of video tapes and disks	1	0.3%
7729	Renting and leasing of other personal and household goods	2	0.6%
7730	Renting and leasing of other machinery, equipment and tangib	0	
7740	Leasing of intellectual property and similar products, excep	0	
7810	Activities of employment placement agencies	0	
7820	Temporary employment agency activities	0	
7830	Other human resources provision	0	
7911	Travel agency activities	0	
7912	Tour operator activities	0	
7990	Other reservation service and related activities	0	
8010	Private security activities	0	
8020	Security systems service activities	0	
8030	Investigation activities	0	
8110	Combined facilities support activities	0	
8121	General cleaning of buildings	0	
8129	Other building and industrial cleaning activities	0	
8130	Landscape care and maintenance service activities	1	0.3%
8211	Combined office administrative service activities	0	
8219	Photocopying, document preparation and other specialized off	6	1.8%
8220	Activities of call centres	0	
8230	Organization of conventions and trade shows	0	
8291	Activities of collection agencies and credit bureaus	0	
8292	Packaging activities	0	
8299	Other business support service activities n.e.c.	0	
8411	General public administration activities	0	
8412	Regulation of the activities of providing health care, educa	0	
8413	8413 Regulation of and contribution to more efficient operat	0	
8421	Foreign affairs	0	
8422	Defence activities	0	
8423	Public order and safety activities	0	
8430	Compulsory social security activities	0	
8510	Pre-primary and primary education	0	
8521	General secondary education	0	
8522	Technical and vocational secondary education	4	1.2%
8530	Higher education	0	
8541	Sports and recreation education	0	
8542	Cultural education	0	
8549	Other education n.e.c.	6	1.8%
8550	Educational support activities	0	
8610	Hospital activities	0	
8620	Medical and dental practice activities	0	

# B020AS: ISIC 2

Value	Label	Cases	Percentage
8690	Other human health activities	1	0.3%
8710	Residential nursing care facilities	0	
8720	Residential care activities for mental retardation, mental h	0	
8730	873 8730 Residential care activities for the elderly and dis	0	
8790	Other residential care activities	0	
8810	Social work activities without accommodation for the elderly	0	
8890	Other social work activities without accommodation	1	0.3%
9000	Creative, arts and entertainment activities	0	
9101	Library and archives activities	0	
9102	Museums activities and operation of historical sites and bui	0	
9103	Botanical and zoological gardens and nature reserves activit	0	
9200	Gambling and betting activities	0	
9311	Operation of sports facilities	0	
9312	Activities of sports clubs	0	
9319	Other sports activities	0	
9321	Activities of amusement parks and theme parks	0	
9329	Other amusement and recreation activities n.e.c.	0	
9411	Activities of business and employers membership organization	1	0.3%
9420	Activities of trade unions	0	
9491	Activities of religious organizations	0	
9492	Activities of political organizations	0	
9499	Activities of other membership organizations n.e.c.	1	0.3%
9511	Repair of computers and peripheral equipment	1	0.3%
9512	Repair of communication equipment	17	5.1%
9521	Repair of consumer electronics	1	0.3%
9522	Repair of household appliances and home and garden equipment	0	
9523	Repair of footwear and leather goods	0	
9524	Repair of furniture and home furnishings	1	0.3%
9529	Repair of other personal and household goods	2	0.6%
9601	Washing and (dry-) cleaning of textile and fur products	1	0.3%
9602	Hairdressing and other beauty treatment	2	0.6%
9603	Funeral and related activities	0	
9609	Other personal service activities n.e.c.	11	3.3%
9700	Activities of households as employers of domestic personnel	0	
9810	Undifferentiated goods-producing activities of private house	0	
9820	Undifferentiated service-producing activities of private hou	0	
9900	Activities of extraterritorial organizations and bodies	0	
Sysmiss		1328	

Warning: these figures indicate the number of cases found in the data file. They cannot be interpreted as summary statistics of the population of interest.

# ISIC1B020AS: ISIC\_LEVEL1B020AS

<b>Information</b>	[Type= discrete] [Format=numeric] [Range= 1-99] [Missing=*]		
<b>Statistics [NW/ W]</b>	[Valid=336 /-] [Invalid=1328 /-]		
Value	Label	Cases	Percentage
1	Agriculture, forestry and fishing	2	0.6%

### # ISIC1B020AS: ISIC\_LEVEL1B020AS

Value	Label	Cases	Percentage
2	Mining and quarrying	0	
3	Manufacturing	35	10.4%
4	Electricity, gas, steam and air conditioning suppl	1	0.3%
5	Water supply, sewage, waste management and remediation acti	0	
6	Construction	1	0.3%
7	Wholesale and retail trade; repair of motor vehicle and moto	122	36.3%
8	Transportation and storage	2	0.6%
9	Accomodation and food service activities	89	26.5%
10	Information and communication	2	0.6%
11	Financial and insurance activities	3	0.9%
12	Real estate activities	0	
13	Professional scientific and technical activities	17	5.1%
14	Administrative and support service activities	12	3.6%
15	Public administration defence and compulsory social security	0	
16	Education	10	3.0%
17	Human health and social work activities	2	0.6%
18	Arts, entertainments and recreation	0	
19	Other services activities	38	11.3%
20	Activities of households as employers; undifferentiated good	0	
21	Activities of extraterritorial organisation and bodies	0	
99	Missing values	0	
Sysmiss		1328	

Warning: these figures indicate the number of cases found in the data file. They cannot be interpreted as summary statistics of the population of interest.

### # B020B: Main Activity 3

Value	Label	Cases	Percentage
ADANAZA AMAZABUNE		1	0.7%
ADANAZA UMUCERI		1	0.7%
AKABATI		1	0.7%
AMANDAZI		1	0.7%
AMATA,ICYAYI		1	0.7%
APPAREILS ELECTRONIQUI		1	0.7%
BADODA IMYENDAY'BAO \		1	0.7%
BAYINDING		1	0.7%
BOUTIQUE		1	0.7%
BOUTIQUE IDANAZA ISUKARI		1	0.7%
BROCHETTES		1	0.7%

# B020B: Main Activity 3

Value	Label	Cases	Percentage
BYIGANJEMO IBYA BRALIRWA		1	0.7%
CHARGER LES TELEPHONES		1	0.7%
COMPUTER TEACHING		1	0.7%
DEPANAGE ET REPATION		1	0.7%
FANTA		2	1.4%
GUCA INZARA		1	0.7%
GUCURUZA AMAKARA		1	0.7%
GUCURUZA AMANDAZI		2	1.4%
GUCURUZA AMASABUNE		2	1.4%
GUCURUZA AMAVUTA		1	0.7%
GUCURUZA BISCUIT		1	0.7%
GUCURUZA DETAIL Y'AMASABUNE		1	0.7%
GUCURUZA FANTA		1	0.7%
GUCURUZA IBIKOMOKA KUBUHINZI		1	0.7%
GUCURUZA IBINTU BY'IMITAKO		1	0.7%
GUCURUZA IBINYOBWA		1	0.7%
GUCURUZA IBIRAYI BYOKEJE		1	0.7%
GUCURUZA IBIRIBWA		1	0.7%
GUCURUZA IBISHYIMBO		1	0.7%
GUCURUZA IFU Y'UBUGALI		1	0.7%
GUCURUZA ISUKARI KUDANDAZA		1	0.7%
GUCURUZA UBUCONCO		2	1.4%
GUCURUZA UBUTO		1	0.7%
GUCURUZA UMUCERI		1	0.7%
GUCURUZA UMUNYU		2	1.4%

# B020B: Main Activity 3

Value	Label	Cases	Percentage
GUCURUZA UMUNYU DETAIL		1	0.7%
GUCURUZA UMUTOBE		1	0.7%
GUCURUZA UTUNTU TWA INFORMATIQ		1	0.7%
GUKODESHA IMASHINI		1	0.7%
GUKODESHA IMYENDA Y'ABAGENI		1	0.7%
GUKODESHA SALLE		1	0.7%
GUKORA IKIGAGE		1	0.7%
GUKORA INIGI		1	0.7%
GUKORA INTEBE		1	0.7%
GUKORA INTEBE IBITANDA UTUBATI		1	0.7%
GUKORA INVITATION		1	0.7%
GUKORA UTUBATI		1	0.7%
GUKORA UTUBATI N'AMEZA		1	0.7%
GUPIMA UBUSHERA		1	0.7%
GURUZA IBINYOBWA BYA BRARIRWA		1	0.7%
GUSHARIJA BATERI		1	0.7%
GUSHARIJA BATTERIES		1	0.7%
GUSHARJA TELEPHONE		1	0.7%
GUSUKA		1	0.7%
GUSYA IMYUMBATI		1	0.7%
GUSYA INGANO		1	0.7%
GUTANGA ME2U		1	0.7%
GUTANGA SERIVISI YO GUSYA		1	0.7%

# B020B: Main Activity 3

Value	Label	Cases	Percentage
GUTEKA KEKE		1	0.7%
GUTUNGANYA INZARA		2	1.4%
IBINYOBWA		1	0.7%
IBIRIBWA		1	0.7%
IBISHYIMBO		2	1.4%
IBITOKI		1	0.7%
ICYAYI N'AMANDAZI		1	0.7%
IFU Y'IBIGORI		1	0.7%
INDAGARA		1	0.7%
INZOGA		1	0.7%
INZOGA ZINYARWAND, ZIPFUNDIKI		1	0.7%
INZOGA(URWA		1	0.7%
ISABUNE		1	0.7%
ISUKARI		1	0.7%
KINANGA IKIGAGE		1	0.7%
KOTSA IBIRAYI		1	0.7%
KUBAGA INGURUBE		1	0.7%
KUBUMBA AMAKARO		1	0.7%
KUDANDAZA		2	1.4%
KUDANDAZA AMAVUTA YO KWISIGA		1	0.7%
KUDANDAZA ESSENCE		1	0.7%
KUDANDAZA IBYA BRALIRWA		1	0.7%
KUDANDAZA ISABUNE,ISUKA		1	0.7%
KUDANDAZA ISUKARI		1	0.7%
KUDANDAZA SALSA		1	0.7%
KUDANDAZA SAVON ,BISCUIT		1	0.7%
KUDANDAZA TELEPHONE		1	0.7%
KUDANDAZA UBUCONCO		2	1.4%
KUDANDAZA UBUSHERA		1	0.7%
KUDETAYA UBUNYOBWA		1	0.7%

# B020B: Main Activity 3

Value	Label	Cases	Percentage
KUDODA AMAKOTI		1	0.7%
KUGURA NO GUCURUZA IBITAMBARO		1	0.7%
KUGURISHA AMANDAZI		1	0.7%
KUGURISHA IBINYOBWA BIDASNSHA		1	0.7%
KUGURISHA IBINYOBWA FANTA		1	0.7%
KUGURISHA IMBAHO		2	1.4%
KUGURISHA IMYENDA Y'UBUDODO		1	0.7%
KUMESA MU MUTWE		1	0.7%
KURANGURA& IBYUBUDOZI		1	0.7%
KURANGUZA IKIGAGE		1	0.7%
KURANGUZA UMUCERI KAWUNGA		1	0.7%
KURANGUZA,K UBUSHERA		1	0.7%
KWENGA UBUSHERA		1	0.7%
KWEREKANA FILMS		1	0.7%
KWIGISHA ABANYESHULI		1	0.7%
KWIGISHA COMPUTER		2	1.4%
KWOGOSHA		1	0.7%
MENUISERIE PAR OCCASION		1	0.7%
NDAZI		1	0.7%
PAPETERIE		1	0.7%
PEDICURE		1	0.7%
PHOTO EXPRESE		1	0.7%
PHOTOGRAPHII		1	0.7%
RESTAURATION		1	0.7%
RESTAURENT		1	0.7%
SECETARIAT		1	0.7%
SKANER AND SELLERS		1	0.7%
UBUBAJI		1	0.7%



### # B020B: Main Activity 3

Value	Label	Cases	Percentage
UBUCONCO		1	0.7%
UBUCURUZI BUDANDAZA		1	0.7%
UBUCURUZI BW'AMAGI		1	0.7%
UBUCURUZI BW'IINKWETO		1	0.7%
UBUCURUZI BW'IMINEKE		1	0.7%
UBUCURUZI BW'UMUCERI		1	0.7%
UBUCURUZI BW'UMUNYU		2	1.4%
UBUCURUZI COCOMBRE		1	0.7%
UBUDANDAZI BW'IKIGAGE		1	0.7%
UBUHINZI BW'INYANYA,A		1	0.7%
VENTE MATERIELS		1	0.7%
acuruza urwagwa		1	0.7%
gusokoza		1	0.7%
ibitanda		1	0.7%
kugurisha ifu		1	0.7%

Warning: these figures indicate the number of cases found in the data file. They cannot be interpreted as summary statistics of the population of interest.

### # B020BS: ISIC 3

**Information** [Type= discrete] [Format=numeric] [Range= 111-9900] [Missing=\*]

**Statistics [NW/ W]** [Valid=62 /-] [Invalid=1602 /-]

Value	Label	Cases	Percentage
111	Growing of cereals (except rice), leguminous crops and oil s	0	
112	Growing of rice	0	
113	Growing of vegetables and melons, roots and tubers	1	1.6%
114	Growing of sugar cane	0	
115	Growing of tobacco	0	
116	Growing of fibre crops	0	
119	Growing of other non-perennial crops	0	
121	Growing of grapes	0	
122	Growing of tropical and subtropical fruits	0	
123	Growing of citrus fruits	0	
124	Growing of pome fruits and stone fruits	0	
125	Growing of other tree and bush fruits and nuts	0	
126	Growing of oleaginous fruits	0	
127	Growing of beverage crops	0	
128	Growing of spices, aromatic, drug and pharmaceutical crops	0	
129	Growing of other perennial crops	0	
130	Plant propagation	0	

**# B020BS: ISIC 3**

Value	Label	Cases	Percentage
141	Raising of cattle and buffaloes	0	
142	Raising of horses and other equines	0	
143	Raising of camels and camelids	0	
144	Raising of sheep and goats	0	
145	Raising of swine/pigs	0	
146	Raising of poultry	0	
149	Raising of other animals	0	
150	Mixed farming	0	
161	Support activities for crop production	0	
162	Support activities for animal production	0	
163	Post-harvest crop activities	0	
164	Seed processing for propagation	0	
170	Hunting, trapping and related service activities	0	
210	Silviculture and other forestry activities	0	
220	Logging	0	
230	Gathering of non-wood forest products	0	
240	Support services to forestry	0	
310	Marine fishing	0	
312	Freshwater fishing	0	
321	Marine aquaculture	0	
322	Freshwater aquaculture	0	
510	Mining of hard coal	0	
520	Mining of lignite	0	
610	Extraction of crude petroleum	0	
620	Extraction of natural gas	0	
710	Mining of iron ores	0	
721	Mining of uranium and thorium ores	0	
729	Mining of other non-ferrous metal ores	0	
810	Quarrying of stone, sand and clay	0	
821	Office administrative and support activities	0	
891	Mining of chemical and fertilizer minerals	0	
892	Extraction of peat	0	
893	Extraction of salt	0	
899	Other mining and quarrying n.e.c.	0	
910	Support activities for petroleum and natural gas extraction	0	
990	Support activities for other mining and quarrying	0	
1010	Processing and preserving of meat	0	
1020	Processing and preserving of fish, crustaceans and molluscs	0	
1030	Processing and preserving of fruit and vegetables	0	
1040	Manufacture of vegetable and animal oils and fats	0	
1050	Manufacture of dairy products	0	
1061	Manufacture of grain mill products	1	1.6%
1062	Manufacture of starches and starch products	0	
1071	Manufacture of bakery products	0	
1072	Manufacture of sugar	0	

# B020BS: ISIC 3

Value	Label	Cases	Percentage
1073	Manufacture of cocoa, chocolate and sugar confectionery	0	
1074	Manufacture of macaroni, noodles, couscous and similar farin	0	
1075	Manufacture of prepared meals and dishes	0	
1079	Manufacture of other food products n.e.c.	0	
1080	Manufacture of prepared animal feeds	0	
1101	Distilling, rectifying and blending of spirits	0	
1102	Manufacture of wines	0	
1103	Manufacture of malt liquors and malt	0	
1104	Manufacture of soft drinks; production of mineral waters and	0	
1200	Manufacture of tobacco products	0	
1311	Preparation and spinning of textile fibres	0	
1312	Weaving of textiles	0	
1313	Finishing of textiles	0	
1391	Manufacture of knitted and crocheted fabrics	0	
1392	Manufacture of made-up textile articles, except apparel	0	
1393	Manufacture of carpets and rugs	0	
1394	Manufacture of cordage, rope, twine and netting	0	
1399	Manufacture of other textiles n.e.c.	0	
1410	Manufacture of wearing apparel, except fur apparel	0	
1420	Manufacture of articles of fur	0	
1430	Manufacture of knitted and crocheted apparel	0	
1511	Tanning and dressing of leather; dressing and dyeing of fur	0	
1512	Manufacture of luggage, handbags and the like, saddlery and	0	
1520	Manufacture of footwear	0	
1610	Sawmilling and planing of wood	0	
1621	Manufacture of veneer sheets and wood-based panels	0	
1622	Manufacture of builders' carpentry and joinery	0	
1623	Manufacture of wooden containers	0	
1629	Manufacture of other products of wood; manufacture of articl	0	
1701	Manufacture of pulp, paper and paperboard	0	
1702	Manufacture of corrugated paper and paperboard and of contai	0	
1709	Manufacture of other articles of paper and paperboard	0	
1811	Printing	0	
1812	Service activities related to printing	0	
1820	Reproduction of recorded media	1	1.6%
1910	Manufacture of coke oven products	0	
1920	Manufacture of refined petroleum products	0	
2011	Manufacture of basic chemicals	0	
2012	Manufacture of fertilizers and nitrogen compounds	0	
2013	Manufacture of plastics and synthetic rubber in primary form	0	
2021	Manufacture of pesticides and other agrochemical products	0	
2022	Manufacture of paints, varnishes and similar coatings, print	0	
2023	Manufacture of soap and detergents, cleaning and polishing p	0	
2029	2029 Manufacture of other chemical products n.e.c.	0	
2030	Manufacture of man-made fibres	0	

**# B020BS: ISIC 3**

<b>Value</b>	<b>Label</b>	<b>Cases</b>	<b>Percentage</b>
2100	Manufacture of pharmaceuticals, medicinal chemical and botan	0	
2211	Manufacture of rubber tyres and tubes; retreading and rebuil	0	
2219	2219 Manufacture of other rubber products	0	
2220	Manufacture of plastics products	0	
2310	Manufacture of glass and glass products	0	
2391	Manufacture of refractory products	0	
2392	Manufacture of clay building materials	0	
2393	Manufacture of other porcelain and ceramic products	0	
2394	Manufacture of cement, lime and plaster	0	
2395	Manufacture of articles of concrete, cement and plaster	0	
2396	Cutting, shaping and finishing of stone	0	
2399	Manufacture of other non-metallic mineral products n.e.c.	0	
2410	Manufacture of basic iron and steel	0	
2420	Manufacture of basic precious and other non-ferrous metals	0	
2431	Casting of iron and steel	0	
2432	Casting of non-ferrous metals	0	
2511	Manufacture of structural metal products	0	
2512	Manufacture of tanks, reservoirs and containers of metal	0	
2513	Manufacture of steam generators, except central heating hot	0	
2520	Manufacture of weapons and ammunition	0	
2591	Forging, pressing, stamping and roll-forming of metal; powde	0	
2592	Treatment and coating of metals; machining	0	
2593	Manufacture of cutlery, hand tools and general hardware	0	
2599	Manufacture of other fabricated metal products n.e.c.	0	
2610	Manufacture of electronic components and boards	0	
2620	Manufacture of computers and peripheral equipment	0	
2630	Manufacture of communication equipment	0	
2640	Manufacture of consumer electronics	0	
2651	Manufacture of measuring, testing, navigating and control eq	0	
2660	Manufacture of irradiation, electromedical and electrotherap	0	
2670	Manufacture of optical instruments and photographic equipmen	0	
2680	Manufacture of magnetic and optical media	0	
2710	Manufacture of electric motors, generators, transformers and	0	
2720	Manufacture of batteries and accumulators	0	
2731	Manufacture of fibre optic cables	0	
2732	Manufacture of other electronic and electric wires and cable	0	
2733	Manufacture of wiring devices	0	
2740	Manufacture of electric lighting equipment	0	
2750	Manufacture of domestic appliances	0	
2790	Manufacture of other electrical equipment	0	
2811	Manufacture of engines and turbines, except aircraft, vehicl	0	
2812	Manufacture of fluid power equipment	0	
2813	Manufacture of other pumps, compressors, taps and valves	0	
2814	Manufacture of bearings, gears, gearing and driving elements	0	
2815	Manufacture of ovens, furnaces and furnace burners	0	

**# B020BS: ISIC 3**

Value	Label	Cases	Percentage
2816	Manufacture of lifting and handling equipment	0	
2817	Manufacture of office machinery and equipment (except comput	0	
2818	Manufacture of power-driven hand tools	0	
2819	Manufacture of other general-purpose machinery	0	
2821	Manufacture of agricultural and forestry machinery	0	
2822	Manufacture of metal-forming machinery and machine tools	0	
2823	Manufacture of machinery for metallurgy	0	
2824	Manufacture of machinery for mining, quarrying and construct	0	
2825	Manufacture of machinery for food, beverage and tobacco proc	0	
2826	Manufacture of machinery for textile, apparel and leather pr	0	
2829	Manufacture of other special-purpose machinery	0	
2910	Manufacture of motor vehicles	0	
2920	Manufacture of bodies (coachwork) for motor vehicles; manufa	0	
2930	Manufacture of parts and accessories for motor vehicles	0	
3011	Building of ships and floating structures	0	
3012	Building of pleasure and sporting boats	0	
3020	Manufacture of railway locomotives and rolling stock	0	
3030	Manufacture of air and spacecraft and related machinery	0	
3040	Manufacture of military fighting vehicles	0	
3091	Manufacture of motorcycles	0	
3092	Manufacture of bicycles and invalid carriages	0	
3099	Manufacture of other transport equipment n.e.c.	0	
3100	Manufacture of furniture	3	4.8%
3211	Manufacture of jewellery and related articles	0	
3212	Manufacture of imitation jewellery and related articles	0	
3220	Manufacture of musical instruments	0	
3230	Manufacture of sports goods	0	
3240	Manufacture of games and toys	0	
3250	Manufacture of medical and dental instruments and supplies	0	
3290	Other manufacturing n.e.c.	0	
3311	Repair of fabricated metal products	0	
3312	Repair of machinery	0	
3313	Repair of electronic and optical equipment	0	
3314	Repair of electrical equipment	0	
3315	Repair of transport equipment, except motor vehicles	0	
3319	Repair of other equipment	0	
3320	Installation of industrial machinery and equipment	0	
3510	Electric power generation, transmission and distribution	0	
3520	Manufacture of gas; distribution of gaseous fuels through ma	0	
3530	Steam and air conditioning supply	0	
3600	Water collection, treatment and supply	0	
3700	Sewerage	0	
3811	Collection of non-hazardous waste	0	
3812	Collection of hazardous waste	0	
3821	Treatment and disposal of non-hazardous waste	0	

# B020BS: ISIC 3

Value	Label	Cases	Percentage
3822	Treatment and disposal of hazardous waste	0	
3830	Materials recovery	0	
3900	Remediation activities and other waste management services	0	
4100	Construction of buildings	0	
4210	Construction of roads and railways	0	
4220	Construction of utility projects	0	
4290	Construction of other civil engineering projects	0	
4311	Demolition	0	
4312	Site preparation	0	
4321	Electrical installation	0	
4322	Plumbing, heat and air-conditioning installation	0	
4329	Other construction installation	0	
4330	Building completion and finishing	0	
4390	Other specialized construction activities	0	
4510	Sale of motor vehicles	0	
4520	Maintenance and repair of motor vehicles	0	
4530	Sale of motor vehicle parts and accessories	0	
4540	Sale, maintenance and repair of motorcycles and related part	0	
4610	Wholesale on a fee or contract basis	0	
4620	Wholesale of agricultural raw materials and live animals	0	
4630	Wholesale of food, beverages and tobacco	2	3.2%
4641	Wholesale of textiles, clothing and footwear	0	
4649	Wholesale of other household goods	0	
4651	Wholesale of computers, computer peripheral equipment and so	0	
4652	Wholesale of electronic and telecommunications equipment and	0	
4653	Wholesale of agricultural machinery, equipment and supplies	0	
4659	Wholesale of other machinery and equipment	0	
4661	Wholesale of solid, liquid and gaseous fuels and related pro	0	
4662	Wholesale of metals and metal ores	0	
4663	Wholesale of construction materials, hardware, plumbing and	0	
4669	4669 Wholesale of waste and scrap and other products n.e.c.	0	
4690	Non-specialized wholesale trade	0	
4711	Retail sale in non-specialized stores with food, beverages o	6	9.7%
4719	4719 Other retail sale in non-specialized stores	6	9.7%
4721	Retail sale of food in specialized stores	7	11.3%
4722	Retail sale of beverages in specialized stores	1	1.6%
4723	Retail sale of tobacco products in specialized stores	0	
4730	Retail sale of automotive fuel in specialized stores	1	1.6%
4741	Retail sale of computers, peripheral units, software and tel	3	4.8%
4742	Retail sale of audio and video equipment in specialized stor	0	
4751	Retail sale of textiles in specialized stores	0	
4752	Retail sale of hardware, paints and glass in specialized sto	1	1.6%
4753	Retail sale of carpets, rugs, wall and floor coverings in sp	0	
4759	Retail sale of electrical household appliances, furniture, l	0	
4761	Retail sale of books, newspapers and stationary in specializ	3	4.8%

**# B020BS: ISIC 3**

Value	Label	Cases	Percentage
4762	Retail sale of music and video recordings in specialized sto	0	
4763	Retail sale of sporting equipment in specialized stores	0	
4764	Retail sale of games and toys in specialized stores	0	
4771	Retail sale of clothing, footwear and leather articles in sp	1	1.6%
4772	Retail sale of pharmaceutical and medical goods, cosmetic an	0	
4773	4773 Other retail sale of new goods in specialized stores	2	3.2%
4774	Retail sale of second-hand goods	0	
4781	Retail sale via stalls and markets of food, beverages and to	0	
4782	Retail sale via stalls and markets of textiles, clothing and	0	
4789	Retail sale via stalls and markets of other goods	0	
4791	Retail sale via mail order houses or via Internet	0	
4799	Other retail sale not in stores, stalls or markets	0	
4911	Passenger rail transport, interurban	0	
4912	Freight rail transport	0	
4921	Urban and suburban passenger land transport	0	
4922	Other passenger land transport	0	
4923	Freight transport by road	0	
4930	Transport via pipeline	0	
5011	Sea and coastal passenger water transport	0	
5012	Sea and coastal freight water transport	0	
5021	Inland passenger water transport	0	
5022	Inland freight water transport	0	
5110	Passenger air transport	0	
5120	Freight air transport	0	
5210	Warehousing and storage	0	
5221	Service activities incidental to land transportation	0	
5222	Service activities incidental to water transportation	0	
5223	Service activities incidental to air transportation	0	
5224	Cargo handling	0	
5229	Other transportation support activities	0	
5310	Postal activities	0	
5320	Courier activities	0	
5510	Short term accommodation activities	0	
5520	Camping grounds, recreational vehicle parks and trailer park	0	
5590	Other accommodation	0	
5610	Restaurants and mobile food service activities	3	4.8%
5621	Event catering	0	
5629	Other food service activities	0	
5630	Beverage serving activities	9	14.5%
5811	Book publishing	0	
5812	Publishing of directories and mailing lists	0	
5813	Publishing of newspapers, journals and periodicals	0	
5819	Other publishing activities	0	
5820	Software publishing	0	
5911	Motion picture, video and television programme production ac	0	

**# B020BS: ISIC 3**

<b>Value</b>	<b>Label</b>	<b>Cases</b>	<b>Percentage</b>
5912	Motion picture, video and television programme post-producti	0	
5913	Motion picture, video and television programme distribution	0	
5914	Motion picture projection activities	1	1.6%
5920	Sound recording and music publishing activities	0	
6010	Radio broadcasting	0	
6020	Television programming and broadcasting activities	0	
6110	Wired telecommunications activities	0	
6120	Wireless telecommunications activities	0	
6130	Satellite telecommunications activities	0	
6190	Other telecommunications activities	0	
6201	Computer programming activities	0	
6202	Computer consultancy and computer facilities management acti	0	
6209	Other information technology and computer service activities	0	
6311	Data processing, hosting and related activities	0	
6312	Web portals	0	
6391	News agency activities	0	
6399	Other information service activities n.e.c.	0	
6411	Central banking	0	
6419	ther monetary intermediation	0	
6420	Activities of holding companies	0	
6430	Trusts, funds and similar financial entities	0	
6491	Financial leasing	0	
6492	Other credit granting	0	
6499	Other financial service activities, except insurance and pen	0	
6511	6511 Life insurance	0	
6512	Non-life insurance	0	
6520	Reinsurance	0	
6530	Pension funding	0	
6611	Administration of financial markets	0	
6612	Security and commodity contracts brokerage	0	
6619	Other activities auxiliary to financial service activities	0	
6621	Risk and damage evaluation	0	
6622	Activities of insurance agents and brokers	0	
6629	Other activities auxiliary to insurance and pension funding	0	
6630	Fund management activities	0	
6810	Real estate activities with own or leased property	0	
6820	Real estate activities on a fee or contract basis	0	
6910	Legal activities	0	
6920	Accounting, bookkeeping and auditing activities; tax consult	0	
7010	Activities of head offices	0	
7020	Management consultancy activities	0	
7110	Architectural and engineering activities and related technic	0	
7210	Research and experimental development on natural sciences an	0	
7220	Research and experimental development on social sciences and	0	
7310	Advertising	0	



# B020BS: ISIC 3

Value	Label	Cases	Percentage
7320	Market research and public opinion polling	0	
7410	Specialized design activities	0	
7420	Photographic activities	1	1.6%
7490	Other professional, scientific and technical activities n.e.	0	
7500	Veterinary activities	0	
7710	Renting and leasing of motor vehicles	0	
7721	Renting and leasing of recreational and sports goods	0	
7722	Renting of video tapes and disks	0	
7729	Renting and leasing of other personal and household goods	1	1.6%
7730	Renting and leasing of other machinery, equipment and tangib	1	1.6%
7740	Leasing of intellectual property and similar products, excep	0	
7810	Activities of employment placement agencies	0	
7820	Temporary employment agency activities	0	
7830	Other human resources provision	0	
7911	Travel agency activities	0	
7912	Tour operator activities	0	
7990	Other reservation service and related activities	0	
8010	Private security activities	0	
8020	Security systems service activities	0	
8030	Investigation activities	0	
8110	Combined facilities support activities	0	
8121	General cleaning of buildings	0	
8129	Other building and industrial cleaning activities	0	
8130	Landscape care and maintenance service activities	0	
8211	Combined office administrative service activities	0	
8219	Photocopying, document preparation and other specialized off	0	
8220	Activities of call centres	0	
8230	Organization of conventions and trade shows	0	
8291	Activities of collection agencies and credit bureaus	0	
8292	Packaging activities	0	
8299	Other business support service activities n.e.c.	0	
8411	General public administration activities	0	
8412	Regulation of the activities of providing health care, educa	0	
8413	8413 Regulation of and contribution to more efficient operat	0	
8421	Foreign affairs	0	
8422	Defence activities	0	
8423	Public order and safety activities	0	
8430	Compulsory social security activities	0	
8510	Pre-primary and primary education	0	
8521	General secondary education	0	
8522	Technical and vocational secondary education	1	1.6%
8530	Higher education	0	
8541	Sports and recreation education	0	
8542	Cultural education	0	
8549	Other education n.e.c.	2	3.2%

# B020BS: ISIC 3

Value	Label	Cases	Percentage
8550	Educational support activities	1	1.6%
8610	Hospital activities	0	
8620	Medical and dental practice activities	0	
8690	Other human health activities	0	
8710	Residential nursing care facilities	0	
8720	Residential care activities for mental retardation, mental h	0	
8730	873 8730 Residential care activities for the elderly and dis	0	
8790	Other residential care activities	0	
8810	Social work activities without accommodation for the elderly	0	
8890	Other social work activities without accommodation	0	
9000	Creative, arts and entertainment activities	0	
9101	Library and archives activities	0	
9102	Museums activities and operation of historical sites and bui	0	
9103	Botanical and zoological gardens and nature reserves activit	0	
9200	Gambling and betting activities	0	
9311	Operation of sports facilities	0	
9312	Activities of sports clubs	0	
9319	Other sports activities	0	
9321	Activities of amusement parks and theme parks	0	
9329	Other amusement and recreation activities n.e.c.	0	
9411	Activities of business and employers membership organization	0	
9420	Activities of trade unions	0	
9491	Activities of religious organizations	0	
9492	Activities of political organizations	0	
9499	Activities of other membership organizations n.e.c.	0	
9511	Repair of computers and peripheral equipment	0	
9512	Repair of communication equipment	1	1.6%
9521	Repair of consumer electronics	0	
9522	Repair of household appliances and home and garden equipment	0	
9523	Repair of footwear and leather goods	0	
9524	Repair of furniture and home furnishings	0	
9529	Repair of other personal and household goods	0	
9601	Washing and (dry-) cleaning of textile and fur products	0	
9602	Hairdressing and other beauty treatment	1	1.6%
9603	Funeral and related activities	0	
9609	Other personal service activities n.e.c.	1	1.6%
9700	Activities of households as employers of domestic personnel	0	
9810	Undifferentiated goods-producing activities of private house	0	
9820	Undifferentiated service-producing activities of private hou	0	
9900	Activities of extraterritorial organizations and bodies	0	
Sysmiss		1602	

Warning: these figures indicate the number of cases found in the data file. They cannot be interpreted as summary statistics of the population of interest.

# ISIC1B020BS: ISIC\_LEVEL1B020BS

Information	[Type= discrete] [Format=numeric] [Range= 1-9999] [Missing=*]
Statistics [NW/ W]	[Valid=62 /-] [Invalid=1602 /-]

### # ISIC1B020BS: ISIC\_LEVEL1B020BS

Value	Label	Cases	Percentage
1	Agriculture, forestry and fishing	1	1.6%
2	Mining and quarrying	0	
3	Manufacturing	5	8.1%
4	Electricity, gas, steam and air conditioning suppl	0	
5	Water supply, sewage, waste management and remediation acti	0	
6	Construction	0	
7	Wholesale and retail trade; repair of motor vehicle and moto	33	53.2%
8	Transportation and storage	0	
9	Accomodation and food service activities	12	19.4%
10	Information and communication	1	1.6%
11	Financial and insurance activities	0	
12	Real estate activities	0	
13	Professional scientific and technical activities	1	1.6%
14	Administrative and support service activities	2	3.2%
15	Public administration defence and compulsory social security	0	
16	Education	4	6.5%
17	Human health and social work activities	0	
18	Arts, entertainments and recreation	0	
19	Other services activities	3	4.8%
20	Activities of households as employers; undifferentiated good	0	
21	Activities of extraterritorial organisation and bodies	0	
9999	Missing values	0	
Sysmiss		1602	

Warning: these figures indicate the number of cases found in the data file. They cannot be interpreted as summary statistics of the population of interest.

### # B030: What is the the legal status of your establishment

<b>Information</b>	[Type= discrete] [Format=numeric] [Range= 1-9] [Missing=*]
<b>Statistics [NW/ W]</b>	[Valid=1664 /-] [Invalid=0 /-]

Value	Label	Cases	Percentage
1	Sole proprietorship	1532	92.1%
2	Limited by share(LTD)	68	4.1%
3	Limited by guarantee	3	0.2%
4	Limited by Both share and guarantee	3	0.2%
5	Unlimited	5	0.3%
6	Other	52	3.1%
9	Missing Value	1	0.1%

Warning: these figures indicate the number of cases found in the data file. They cannot be interpreted as summary statistics of the population of interest.

### # B030S: Other-Specify

<b>Information</b>	[Type= discrete] [Format=character] [Missing=*]
<b>Statistics [NW/ W]</b>	[Valid=40 /-] [Invalid=0 /-]

Value	Label	Cases	Percentage
BAR RESTO YA SOCIETY		1	2.5%
COOPERATIVE		15	37.5%
FAMILLE		1	2.5%

**# B030S: Other-Specify**

Value	Label	Cases	Percentage
IKIGO CYABIHAYEIM.		1	2.5%
ISHIRAHAMWE RYABANTU		1	2.5%
ISHYIRAHAMW		3	7.5%
ITORERO		1	2.5%
KOPERATIVE		2	5.0%
NAMAFR YABO BWITE		1	2.5%
NGO		1	2.5%
NI COOPERATIVE		3	7.5%
NIABANTU 2 BAYIFATAN		1	2.5%
SALON YA KIRIZIYA		1	2.5%
UMURYANGO		1	2.5%
UMUTUNGO W'ABANTU 2		1	2.5%
UMUTUNGO W'UMURYANG		2	5.0%
UMUTUNGO WA BANTU 2		1	2.5%
UMUTUNGO WA KOLPING		1	2.5%
UMUTUNGO WABANTU 2		1	2.5%
UMUTUNGU BAWUFATANY		1	2.5%

Warning: these figures indicate the number of cases found in the data file. They cannot be interpreted as summary statistics of the population of interest.

**# B031: Rwandese-male**

**Information** [Type= continuous] [Format=numeric] [Range= 0-183] [Missing=\* /99999]

**Statistics [NW/ W]** [Valid=49 /-] [Invalid=1615 /-] [Mean=23 /-] [StdDev=41.18 /-]

Value	Label	Cases	Percentage
99999	Missing values	31	

Warning: these figures indicate the number of cases found in the data file. They cannot be interpreted as summary statistics of the population of interest.

**# B031A: Rwandese-Female**

**Information** [Type= continuous] [Format=numeric] [Range= 0-126] [Missing=\* /99999]

**Statistics [NW/ W]** [Valid=49 /-] [Invalid=1615 /-] [Mean=12.388 /-] [StdDev=23.155 /-]

Value	Label	Cases	Percentage
99999	Missing values	31	

Warning: these figures indicate the number of cases found in the data file. They cannot be interpreted as summary statistics of the population of interest.

**# B031B: Rwandese-Totale**

**Information** [Type= continuous] [Format=numeric] [Range= 2-250] [Missing=\* /99999]

**Statistics [NW/ W]** [Valid=49 /-] [Invalid=1615 /-] [Mean=35.388 /-] [StdDev=58.417 /-]

Value	Label	Cases	Percentage
99999	Missing values	31	

<b># B031B: Rwandese-Totale</b>			
<i>Warning: these figures indicate the number of cases found in the data file. They cannot be interpreted as summary statistics of the population of interest.</i>			
<b># B031C: EAC Citizens-Male</b>			
<b>Information</b>		[Type= continuous] [Format=numeric] [Range= 0-2] [Missing=*/99999]	
<b>Statistics [NW/ W]</b>		[Valid=49 /-] [Invalid=1615 /-] [Mean=0.0408 /-] [StdDev=0.286 /-]	
<b>Value</b>	<b>Label</b>	<b>Cases</b>	<b>Percentage</b>
99999	Missing values	31	
<i>Warning: these figures indicate the number of cases found in the data file. They cannot be interpreted as summary statistics of the population of interest.</i>			
<b># B031D: EAC Citizens-Female</b>			
<b>Information</b>		[Type= continuous] [Format=numeric] [Range= 0-0] [Missing=*/99999]	
<b>Statistics [NW/ W]</b>		[Valid=49 /-] [Invalid=1615 /-] [Mean=0 /-] [StdDev=0 /-]	
<b>Value</b>	<b>Label</b>	<b>Cases</b>	<b>Percentage</b>
99999	Missing values	31	
<i>Warning: these figures indicate the number of cases found in the data file. They cannot be interpreted as summary statistics of the population of interest.</i>			
<b># B031E: EAC Citizens-Totale</b>			
<b>Information</b>		[Type= continuous] [Format=numeric] [Range= 0-2] [Missing=*/99999]	
<b>Statistics [NW/ W]</b>		[Valid=49 /-] [Invalid=1615 /-] [Mean=0.0408 /-] [StdDev=0.286 /-]	
<b>Value</b>	<b>Label</b>	<b>Cases</b>	<b>Percentage</b>
99999	Missing values	31	
<i>Warning: these figures indicate the number of cases found in the data file. They cannot be interpreted as summary statistics of the population of interest.</i>			
<b># B031F: Other africa-Male</b>			
<b>Information</b>		[Type= continuous] [Format=numeric] [Range= 0-0] [Missing=*/99999]	
<b>Statistics [NW/ W]</b>		[Valid=49 /-] [Invalid=1615 /-] [Mean=0 /-] [StdDev=0 /-]	
<b>Value</b>	<b>Label</b>	<b>Cases</b>	<b>Percentage</b>
99999	Missing values	31	
<i>Warning: these figures indicate the number of cases found in the data file. They cannot be interpreted as summary statistics of the population of interest.</i>			
<b># B031G: Other africa-Female</b>			
<b>Information</b>		[Type= continuous] [Format=numeric] [Range= 0-0] [Missing=*/99999]	
<b>Statistics [NW/ W]</b>		[Valid=49 /-] [Invalid=1615 /-] [Mean=0 /-] [StdDev=0 /-]	
<b>Value</b>	<b>Label</b>	<b>Cases</b>	<b>Percentage</b>
99999	Missing values	31	
<i>Warning: these figures indicate the number of cases found in the data file. They cannot be interpreted as summary statistics of the population of interest.</i>			

<b># B031H: Other africa-Tot</b>			
<b>Information</b>	[Type= continuous] [Format=numeric] [Range= 0-0] [Missing=*/99999]		
<b>Statistics [NW/ W]</b>	[Valid=49 /-] [Invalid=1615 /-] [Mean=0 /-] [StdDev=0 /-]		
<b>Value</b>	<b>Label</b>	<b>Cases</b>	<b>Percentage</b>
99999	Missing values	31	
<i>Warning: these figures indicate the number of cases found in the data file. They cannot be interpreted as summary statistics of the population of interest.</i>			
<b># B031I: Rest of the World-male</b>			
<b>Information</b>	[Type= continuous] [Format=numeric] [Range= 0-2] [Missing=*/99999]		
<b>Statistics [NW/ W]</b>	[Valid=49 /-] [Invalid=1615 /-] [Mean=0.0816 /-] [StdDev=0.4 /-]		
<b>Value</b>	<b>Label</b>	<b>Cases</b>	<b>Percentage</b>
99999	Missing values	31	
<i>Warning: these figures indicate the number of cases found in the data file. They cannot be interpreted as summary statistics of the population of interest.</i>			
<b># B031J: Rest of the World-female</b>			
<b>Information</b>	[Type= continuous] [Format=numeric] [Range= 0-2] [Missing=*/99999]		
<b>Statistics [NW/ W]</b>	[Valid=49 /-] [Invalid=1615 /-] [Mean=0.0408 /-] [StdDev=0.286 /-]		
<b>Value</b>	<b>Label</b>	<b>Cases</b>	<b>Percentage</b>
99999	Missing values	31	
<i>Warning: these figures indicate the number of cases found in the data file. They cannot be interpreted as summary statistics of the population of interest.</i>			
<b># B031K: Rest of the World-Tot</b>			
<b>Information</b>	[Type= discrete] [Format=numeric] [Range= 0-2] [Missing=*/99999]		
<b>Statistics [NW/ W]</b>	[Valid=49 /-] [Invalid=1615 /-]		
<b>Value</b>	<b>Label</b>	<b>Cases</b>	<b>Percentage</b>
0		46	93.9%
2		3	6.1%
99999		31	
Sysmiss		1584	
<i>Warning: these figures indicate the number of cases found in the data file. They cannot be interpreted as summary statistics of the population of interest.</i>			
<b># B031L: Total-Male</b>			
<b>Information</b>	[Type= continuous] [Format=numeric] [Range= 0-183] [Missing=*/99999]		
<b>Statistics [NW/ W]</b>	[Valid=49 /-] [Invalid=1615 /-] [Mean=23.122 /-] [StdDev=41.118 /-]		
<b># B031M: Total-Female</b>			
<b>Information</b>	[Type= continuous] [Format=numeric] [Range= 0-126] [Missing=*/99999]		
<b>Statistics [NW/ W]</b>	[Valid=49 /-] [Invalid=1615 /-] [Mean=12.429 /-] [StdDev=23.138 /-]		
<b># B031N: Total-Total</b>			
<b>Information</b>	[Type= continuous] [Format=numeric] [Range= 2-250] [Missing=*/99999]		
<b>Statistics [NW/ W]</b>	[Valid=49 /-] [Invalid=1615 /-] [Mean=35.551 /-] [StdDev=58.324 /-]		
<b># Rw_tot2</b>			
<b>Information</b>	[Type= continuous] [Format=numeric] [Range= 2-250] [Missing=*]		
<b>Statistics [NW/ W]</b>	[Valid=49 /-] [Invalid=1615 /-] [Mean=35.388 /-] [StdDev=58.417 /-]		
<b># EAC_tot2</b>			
<b>Information</b>	[Type= discrete] [Format=numeric] [Range= 0-2] [Missing=*]		
<b>Statistics [NW/ W]</b>	[Valid=49 /-] [Invalid=1615 /-] [Mean=0.0408 /-] [StdDev=0.286 /-]		

<b># EAC_tot2</b>			
Value	Label	Cases	Percentage
0		48	98.0%
2		1	2.0%
Sysmiss		1615	
<i>Warning: these figures indicate the number of cases found in the data file. They cannot be interpreted as summary statistics of the population of interest.</i>			
<b># Other_afr_tot2</b>			
<b>Information</b>	[Type= discrete] [Format=numeric] [Range= 0-0] [Missing=*]		
<b>Statistics [NW/ W]</b>	[Valid=49 /-] [Invalid=1615 /-] [Mean=0 /-] [StdDev=0 /-]		
Value	Label	Cases	Percentage
0		49	100.0%
Sysmiss		1615	
<i>Warning: these figures indicate the number of cases found in the data file. They cannot be interpreted as summary statistics of the population of interest.</i>			
<b># Rest_word_tot2</b>			
<b>Information</b>	[Type= discrete] [Format=numeric] [Range= 0-2] [Missing=*]		
<b>Statistics [NW/ W]</b>	[Valid=49 /-] [Invalid=1615 /-] [Mean=0.122 /-] [StdDev=0.484 /-]		
Value	Label	Cases	Percentage
0		46	93.9%
2		3	6.1%
Sysmiss		1615	
<i>Warning: these figures indicate the number of cases found in the data file. They cannot be interpreted as summary statistics of the population of interest.</i>			
<b># TOT_tot2</b>			
<b>Information</b>	[Type= continuous] [Format=numeric] [Range= 2-250] [Missing=*]		
<b>Statistics [NW/ W]</b>	[Valid=49 /-] [Invalid=1615 /-] [Mean=35.551 /-] [StdDev=58.324 /-]		
<b># B040: Where do you mainly undertake your business?</b>			
<b>Information</b>	[Type= discrete] [Format=numeric] [Range= 1-10] [Missing=*]		
<b>Statistics [NW/ W]</b>	[Valid=1664 /-] [Invalid=0 /-]		
Value	Label	Cases	Percentage
1	Workspace in/attached to home	279	16.8%
2	Factory, office, workshop, kiosk	0	
3	Independant from home	1297	77.9%
5	Home or workplace of client	4	0.2%
6	Employer's home	6	0.4%
7	Construction site	1	0.1%
8	Market stall	61	3.7%
9	No specified place	7	0.4%
10	Others	9	0.5%
<i>Warning: these figures indicate the number of cases found in the data file. They cannot be interpreted as summary statistics of the population of interest.</i>			
<b># B040S: Other (specify)</b>			
<b>Information</b>	[Type= discrete] [Format=character] [Missing=*]		
<b>Statistics [NW/ W]</b>	[Valid=14 /-] [Invalid=0 /-]		
Value	Label	Cases	Percentage
1		3	21.4%

<b># B040S: Other (specify)</b>			
<b>Value</b>	<b>Label</b>	<b>Cases</b>	<b>Percentage</b>
3		2	14.3%
AHAHURIRA ABANTU BEN		1	7.1%
AHO BACUKURA		1	7.1%
AHO BAKODESHA		1	7.1%
ARAKODESHA		2	14.3%
BARAKODESHA		1	7.1%
HAFI YUMUHANDA		1	7.1%
OWNER		1	7.1%
PAPETERIE		1	7.1%
<i>Warning: these figures indicate the number of cases found in the data file. They cannot be interpreted as summary statistics of the population of interest.</i>			
<b># B050: Ownership of premises</b>			
<b>Information</b>	[Type= discrete] [Format=numeric] [Range= 1-9] [Missing=*]		
<b>Statistics [NW/ W]</b>	[Valid=1664 /-] [Invalid=0 /-]		
<b>Value</b>	<b>Label</b>	<b>Cases</b>	<b>Percentage</b>
1	Fully owned	587	35.3%
2	Joint ownership	8	0.5%
3	Rented	1016	61.1%
4	Permitted by others to use site	21	1.3%
5	Donated by Government	7	0.4%
6	Donated by Local authority owned	23	1.4%
7	Not applicable	0	
8	Other (specify)	2	0.1%
9	Missing Value	0	
<i>Warning: these figures indicate the number of cases found in the data file. They cannot be interpreted as summary statistics of the population of interest.</i>			
<b># B050S: Other-Specify</b>			
<b>Information</b>	[Type= discrete] [Format=character] [Missing=*]		
<b>Statistics [NW/ W]</b>	[Valid=2 /-] [Invalid=0 /-]		
<b>Value</b>	<b>Label</b>	<b>Cases</b>	<b>Percentage</b>
GUKODESHA		1	50.0%
PROPRIETE DE FAMILLE		1	50.0%
<i>Warning: these figures indicate the number of cases found in the data file. They cannot be interpreted as summary statistics of the population of interest.</i>			
<b># B060: Are there plans to register your enterprise with the Registrar of Companies(RDB)?</b>			
<b>Information</b>	[Type= discrete] [Format=numeric] [Range= 1-9] [Missing=*]		
<b>Statistics [NW/ W]</b>	[Valid=1664 /-] [Invalid=0 /-]		
<b>Value</b>	<b>Label</b>	<b>Cases</b>	<b>Percentage</b>
1	Already registered	112	6.7%
2	Already in the process	154	9.3%
3	Yes, in the near future	236	14.2%
4	No plans	1022	61.4%



**# B060: Are there plans to register your enterprise with the Registrar of Companies(RDB)?**

Value	Label	Cases	Percentage
5	Not sure	137	8.2%
9	Missing Value	3	0.2%

Warning: these figures indicate the number of cases found in the data file. They cannot be interpreted as summary statistics of the population of interest.

**# B061: Are there plans to register your enterprise at RRA**

<b>Information</b>	[Type= discrete] [Format=numeric] [Range= 1-9] [Missing=*]
<b>Statistics [NW/ W]</b>	[Valid=1664 /-] [Invalid=0 /-]

Value	Label	Cases	Percentage
1	Already registered	237	14.2%
2	Already in the process	210	12.6%
3	Yes, in the near future	255	15.3%
4	No plans	859	51.6%
5	Not sure	101	6.1%
9	Missing Value	2	0.1%

Warning: these figures indicate the number of cases found in the data file. They cannot be interpreted as summary statistics of the population of interest.

**# B070: Does the enterprise have any license to operate?**

<b>Information</b>	[Type= discrete] [Format=numeric] [Range= 1-9] [Missing=*]
<b>Statistics [NW/ W]</b>	[Valid=1664 /-] [Invalid=0 /-]

Value	Label	Cases	Percentage
1	Yes	1565	94.1%
2	No	97	5.8%
9	Missing value	2	0.1%

Warning: these figures indicate the number of cases found in the data file. They cannot be interpreted as summary statistics of the population of interest.

**# B080: Under what license does the business operate?**

<b>Information</b>	[Type= discrete] [Format=numeric] [Range= 1-5] [Missing=*]
<b>Statistics [NW/ W]</b>	[Valid=1565 /-] [Invalid=99 /-]

Value	Label	Cases	Percentage
1	Trade License	108	6.9%
3	Patente	1419	90.7%
4	Provisional authorization	20	1.3%
5	Other	18	1.2%
Sysmiss		99	

Warning: these figures indicate the number of cases found in the data file. They cannot be interpreted as summary statistics of the population of interest.

**# B080S: Other-specify**

<b>Information</b>	[Type= discrete] [Format=character] [Missing=*]
<b>Statistics [NW/ W]</b>	[Valid=16 /-] [Invalid=0 /-]

Value	Label	Cases	Percentage
AKARERE		2	12.5%
ATELIER (HYCOMEP)		1	6.2%
GITANGWA NA MINAGRI		1	6.2%
ICYANGOMBW.		1	6.2%

**# B080S: Other-specify**

Value	Label	Cases	Percentage
ICYEMEZO CY'AKAGARI		1	6.2%
ICYEMEZO CY'TORERO		1	6.2%
ICYEMEZO CY'UMURENGE		1	6.2%
KITANSI Y'UMURENGE		1	6.2%
LEGAL PERSONALITY OF		1	6.2%
RCA		1	6.2%
REGISTRE DE COMMERCE		1	6.2%
RRA		1	6.2%
RWANDA COOPER AGENT		1	6.2%
STATUT YISHYIRAHAM		1	6.2%
URUHUSHYA RW'UMURENG		1	6.2%

Warning: these figures indicate the number of cases found in the data file. They cannot be interpreted as summary statistics of the population of interest.

**# B090: Water**

<b>Information</b>	[Type= discrete] [Format=numeric] [Range= 1-9] [Missing=*]		
<b>Statistics [NW/ W]</b>	[Valid=1664 /-] [Invalid=0 /-]		
Value	Label	Cases	Percentage
1	Yes	515	30.9%
2	No	1149	69.1%
9	Missing Value	0	

Warning: these figures indicate the number of cases found in the data file. They cannot be interpreted as summary statistics of the population of interest.

**# B090A: Electricity**

<b>Information</b>	[Type= discrete] [Format=numeric] [Range= 1-9] [Missing=*]		
<b>Statistics [NW/ W]</b>	[Valid=1664 /-] [Invalid=0 /-]		
Value	Label	Cases	Percentage
1	Yes	1094	65.7%
2	No	570	34.3%
9	Missing Value	0	

Warning: these figures indicate the number of cases found in the data file. They cannot be interpreted as summary statistics of the population of interest.

**# B090B: Toilet / pit latrine**

<b>Information</b>	[Type= discrete] [Format=numeric] [Range= 1-9] [Missing=*]		
<b>Statistics [NW/ W]</b>	[Valid=1664 /-] [Invalid=0 /-]		
Value	Label	Cases	Percentage
1	Yes	1479	88.9%
2	No	185	11.1%
9	Missing Value	0	

Warning: these figures indicate the number of cases found in the data file. They cannot be interpreted as summary statistics of the population of interest.

<b># B090C: Waste disposal</b>			
<b>Information</b>		[Type= discrete] [Format=numeric] [Range= 1-9] [Missing=*]	
<b>Statistics [NW/ W]</b>		[Valid=1664 /-] [Invalid=0 /-]	
<b>Value</b>	<b>Label</b>	<b>Cases</b>	<b>Percentage</b>
1	Yes	1321	79.4%
2	No	343	20.6%
9	Missing Value	0	
<i>Warning: these figures indicate the number of cases found in the data file. They cannot be interpreted as summary statistics of the population of interest.</i>			
<b># B090D: Other</b>			
<b>Information</b>		[Type= discrete] [Format=numeric] [Range= 1-9] [Missing=*]	
<b>Statistics [NW/ W]</b>		[Valid=1664 /-] [Invalid=0 /-]	
<b>Value</b>	<b>Label</b>	<b>Cases</b>	<b>Percentage</b>
1	Yes	8	0.5%
2	No	1654	99.4%
9	Missing Value	2	0.1%
<i>Warning: these figures indicate the number of cases found in the data file. They cannot be interpreted as summary statistics of the population of interest.</i>			
<b># B090S: Other (specify)</b>			
<b>Information</b>		[Type= discrete] [Format=character] [Missing=*]	
<b>Statistics [NW/ W]</b>		[Valid=6 /-] [Invalid=0 /-]	
<b>Value</b>	<b>Label</b>	<b>Cases</b>	<b>Percentage</b>
2		1	16.7%
	AKORESHA MOTERI	1	16.7%
	AMASHYIGA YA RONDERE	1	16.7%
	IBYOBO BIJYAMO AMAZI	1	16.7%
	KABURIMBO	1	16.7%
	KANDAGIRA UKARABE	1	16.7%
<i>Warning: these figures indicate the number of cases found in the data file. They cannot be interpreted as summary statistics of the population of interest.</i>			
<b># B091: Water</b>			
<b>Information</b>		[Type= discrete] [Format=numeric] [Range= 1-9] [Missing=*/3]	
<b>Statistics [NW/ W]</b>		[Valid=542 /-] [Invalid=1122 /-]	
<b>Value</b>	<b>Label</b>	<b>Cases</b>	<b>Percentage</b>
1	Public/Gvnt	426	78.6%
2	Private	115	21.2%
9	Unspecified	1	0.2%
3	Not applicable	1122	
<i>Warning: these figures indicate the number of cases found in the data file. They cannot be interpreted as summary statistics of the population of interest.</i>			
<b># B091A: Electricity</b>			
<b>Information</b>		[Type= discrete] [Format=numeric] [Range= 1-9] [Missing=*/3]	
<b>Statistics [NW/ W]</b>		[Valid=1096 /-] [Invalid=568 /-]	

<b># B091A: Electricity</b>			
Value	Label	Cases	Percentage
1	Public/Gvnt	976	89.1%
2	Private	120	10.9%
9	Unspecified	0	
3	Not applicable	568	
<i>Warning: these figures indicate the number of cases found in the data file. They cannot be interpreted as summary statistics of the population of interest.</i>			
<b># B091B: Toilet / pit latrine</b>			
<b>Information</b>	[Type= discrete] [Format=numeric] [Range= 1-9] [Missing=*/3]		
<b>Statistics [NW/ W]</b>	[Valid=1436 /-] [Invalid=228 /-]		
Value	Label	Cases	Percentage
1	Public/Gvnt	86	6.0%
2	Private	1349	93.9%
9	Unspecified	1	0.1%
3	Not applicable	228	
<i>Warning: these figures indicate the number of cases found in the data file. They cannot be interpreted as summary statistics of the population of interest.</i>			
<b># B091C: Waste disposal</b>			
<b>Information</b>	[Type= discrete] [Format=numeric] [Range= 1-9] [Missing=*/3]		
<b>Statistics [NW/ W]</b>	[Valid=1301 /-] [Invalid=363 /-]		
Value	Label	Cases	Percentage
1	Public/Gvnt	149	11.5%
2	Private	1150	88.4%
9	Unspecified	2	0.2%
3	Not applicable	363	
<i>Warning: these figures indicate the number of cases found in the data file. They cannot be interpreted as summary statistics of the population of interest.</i>			
<b># B091D: Other</b>			
<b>Information</b>	[Type= discrete] [Format=numeric] [Range= 1-9] [Missing=*/3]		
<b>Statistics [NW/ W]</b>	[Valid=107 /-] [Invalid=1557 /-]		
Value	Label	Cases	Percentage
1	Public/Gvnt	5	4.7%
2	Private	92	86.0%
9	Unspecified	10	9.3%
3	Not applicable	1557	
<i>Warning: these figures indicate the number of cases found in the data file. They cannot be interpreted as summary statistics of the population of interest.</i>			
<b># B091S: Other (specify)</b>			
<b>Information</b>	[Type= discrete] [Format=character] [Missing=*]		
<b>Statistics [NW/ W]</b>	[Valid=1 /-] [Invalid=0 /-]		
Value	Label	Cases	Percentage
AMAZI AVA KUMIS		1	100.0%
<i>Warning: these figures indicate the number of cases found in the data file. They cannot be interpreted as summary statistics of the population of interest.</i>			
<b># B100: Does the government provide these utilities?</b>			
<b>Information</b>	[Type= discrete] [Format=numeric] [Range= 1-9] [Missing=*]		
<b>Statistics [NW/ W]</b>	[Valid=1664 /-] [Invalid=0 /-]		

<b># B100: Does the government provide these utilities?</b>			
Value	Label	Cases	Percentage
1	Yes all	87	5.2%
2	Yes partly	1023	61.5%
3	None	552	33.2%
9	Unspecified	2	0.1%
<i>Warning: these figures indicate the number of cases found in the data file. They cannot be interpreted as summary statistics of the population of interest.</i>			
<b># B110: Postal Services</b>			
<b>Information</b>	[Type= discrete] [Format=numeric] [Range= 1-9] [Missing=*]		
<b>Statistics [NW/ W]</b>	[Valid=1664 /-] [Invalid=0 /-]		
Value	Label	Cases	Percentage
1	Yes	23	1.4%
2	No	1641	98.6%
9	Missing Value	0	
<i>Warning: these figures indicate the number of cases found in the data file. They cannot be interpreted as summary statistics of the population of interest.</i>			
<b># B110A: Banking</b>			
<b>Information</b>	[Type= discrete] [Format=numeric] [Range= 1-9] [Missing=*]		
<b>Statistics [NW/ W]</b>	[Valid=1664 /-] [Invalid=0 /-]		
Value	Label	Cases	Percentage
1	Yes	1088	65.4%
2	No	576	34.6%
9	Missing Value	0	
<i>Warning: these figures indicate the number of cases found in the data file. They cannot be interpreted as summary statistics of the population of interest.</i>			
<b># B110B: Telephone</b>			
<b>Information</b>	[Type= discrete] [Format=numeric] [Range= 1-9] [Missing=*]		
<b>Statistics [NW/ W]</b>	[Valid=1664 /-] [Invalid=0 /-]		
Value	Label	Cases	Percentage
1	Yes	436	26.2%
2	No	1228	73.8%
9	Missing Value	0	
<i>Warning: these figures indicate the number of cases found in the data file. They cannot be interpreted as summary statistics of the population of interest.</i>			
<b># B110C: Internet</b>			
<b>Information</b>	[Type= discrete] [Format=numeric] [Range= 1-9] [Missing=*]		
<b>Statistics [NW/ W]</b>	[Valid=1664 /-] [Invalid=0 /-]		
Value	Label	Cases	Percentage
1	Yes	40	2.4%
2	No	1624	97.6%
9	Missing Value	0	
<i>Warning: these figures indicate the number of cases found in the data file. They cannot be interpreted as summary statistics of the population of interest.</i>			
<b># B110D: Transport (Own car)</b>			
<b>Information</b>	[Type= discrete] [Format=numeric] [Range= 1-9] [Missing=*]		
<b>Statistics [NW/ W]</b>	[Valid=1664 /-] [Invalid=0 /-]		

**# B110D: Transport (Own car)**

Value	Label	Cases	Percentage
1	Yes	51	3.1%
2	No	1613	96.9%
9	Missing Value	0	

Warning: these figures indicate the number of cases found in the data file. They cannot be interpreted as summary statistics of the population of interest.

**# B110E: Other**

<b>Information</b>	[Type= discrete] [Format=numeric] [Range= 1-9] [Missing=*]
<b>Statistics [NW/ W]</b>	[Valid=1664 /-] [Invalid=0 /-]

Value	Label	Cases	Percentage
1	Yes	27	1.6%
2	No	1635	98.3%
9	Missing Value	2	0.1%

Warning: these figures indicate the number of cases found in the data file. They cannot be interpreted as summary statistics of the population of interest.

**# B110S: Other (specify)**

<b>Information</b>	[Type= discrete] [Format=character] [Missing=*]
<b>Statistics [NW/ W]</b>	[Valid=20 /-] [Invalid=0 /-]

Value	Label	Cases	Percentage
AMAGARE		1	5.0%
ICYUMA GITONORA		1	5.0%
IGARE		6	30.0%
IGARE BWITE		1	5.0%
IPIKIPIKI		1	5.0%
MOTO		5	25.0%
MOTO BWITE		2	10.0%
MOTO YE BWITE		1	5.0%
VELO MOTEUR		1	5.0%
]		1	5.0%

Warning: these figures indicate the number of cases found in the data file. They cannot be interpreted as summary statistics of the population of interest.

**# C010: On average how many hours does your business operate per day?**

<b>Information</b>	[Type= continuous] [Format=numeric] [Range= 1-24] [Missing=*/99]
<b>Statistics [NW/ W]</b>	[Valid=1584 /-] [Invalid=80 /-] [Mean=10.672 /-] [StdDev=3.295 /-]

Value	Label	Cases	Percentage
99	Missing values	80	

Warning: these figures indicate the number of cases found in the data file. They cannot be interpreted as summary statistics of the population of interest.

**# C020: How many days per week does your business normally operate?**

<b>Information</b>	[Type= continuous] [Format=numeric] [Range= 1-7] [Missing=*/9]
<b>Statistics [NW/ W]</b>	[Valid=1663 /-] [Invalid=1 /-] [Mean=6.068 /-] [StdDev=1.286 /-]

Value	Label	Cases	Percentage
9	Missing values	1	

Warning: these figures indicate the number of cases found in the data file. They cannot be interpreted as summary statistics of the population of interest.

<b># C030: How many days do you usually work per week?</b>			
<b>Information</b>		[Type= continuous] [Format=numeric] [Range= 0-7] [Missing=*9]	
<b>Statistics [NW/ W]</b>		[Valid=1661 /-] [Invalid=3 /-] [Mean=5.524 /-] [StdDev=1.756 /-]	
<b>Value</b>	<b>Label</b>	<b>Cases</b>	<b>Percentage</b>
9	Missing value	3	
<i>Warning: these figures indicate the number of cases found in the data file. They cannot be interpreted as summary statistics of the population of interest.</i>			
<b># C040: Do you keep written records/business records?</b>			
<b>Information</b>		[Type= discrete] [Format=numeric] [Range= 1-9] [Missing=*]	
<b>Statistics [NW/ W]</b>		[Valid=1664 /-] [Invalid=0 /-]	
<b>Value</b>	<b>Label</b>	<b>Cases</b>	<b>Percentage</b>
1	Yes	87	5.2%
2	No	1577	94.8%
9	Missing value	0	
<i>Warning: these figures indicate the number of cases found in the data file. They cannot be interpreted as summary statistics of the population of interest.</i>			
<b># C050: Why don't you keep records?</b>			
<b>Information</b>		[Type= discrete] [Format=numeric] [Range= 1-9] [Missing=*]	
<b>Statistics [NW/ W]</b>		[Valid=1577 /-] [Invalid=87 /-]	
<b>Value</b>	<b>Label</b>	<b>Cases</b>	<b>Percentage</b>
1	Records not necessary	322	20.4%
2	Lack of skills	621	39.4%
3	Lack of finances	553	35.1%
4	Other (specify)	41	2.6%
9	Missing value	40	2.5%
Sysmiss		87	
<i>Warning: these figures indicate the number of cases found in the data file. They cannot be interpreted as summary statistics of the population of interest.</i>			
<b># C050S: Other-Specify</b>			
<b>Information</b>		[Type= discrete] [Format=character] [Missing=*]	
<b>Statistics [NW/ W]</b>		[Valid=40 /-] [Invalid=0 /-]	
<b>Value</b>	<b>Label</b>	<b>Cases</b>	<b>Percentage</b>
2		3	7.5%
3		1	2.5%
ABA CLIENT NI BAKE		1	2.5%
AMASEREZERA NABO		1	2.5%
ARIKORERA		1	2.5%
BARIMO KWIYUBAKA		1	2.5%
BATANGIYE VUBA		1	2.5%
BIRIBARA NKORA CONTR		1	2.5%
BIZATANGIRA VUBA		1	2.5%
CONFIANCE DE MONEM[L		1	2.5%

### # C050S: Other-Specify

Value	Label	Cases	Percentage
IBIKORWA		1	2.5%
IHINDAGURIKA		1	2.5%
IKIGO NIBWO KIGITANG		1	2.5%
IMALI NKE		1	2.5%
IMIKORERE IDAHWITSE		1	2.5%
INYUNGU NI NKEYA		1	2.5%
KUBURA UMWANYA		1	2.5%
KWIZERA UWO BAKORANA		1	2.5%
NDIKORERA NTAWUNGENW		1	2.5%
NIBINTU BICIRITSE		1	2.5%
NIBWO AGITANGIRA		1	2.5%
NIBWO BAGITANGIRA		3	7.5%
NIBWO BAGITANGIRA AR		1	2.5%
NIBWO GABITANGIRA		1	2.5%
NTA MARI		1	2.5%
NTA MUSARURO BABONA		1	2.5%
NTA MWANYA UHAGIJE		1	2.5%
NTAYO YIGEZA AMENYA		1	2.5%
NTIBARATERA IMBERE		1	2.5%
NTIBIRAJYA MURIGAHUN		1	2.5%
NTITURABONA ABAKIRIA		1	2.5%
NUKO TURIKORESHA		1	2.5%
TURABITEGAN		1	2.5%
UBUMENYI BUCYE		1	2.5%
UMURIMO NTURATANGIR		1	2.5%
UMUTUNGO WAJYE URACY		1	2.5%

Warning: these figures indicate the number of cases found in the data file. They cannot be interpreted as summary statistics of the population of interest.



<b># D010: How many persons are currently engaged in this establishment?</b>			
<b>Information</b>	[Type= continuous] [Format=numeric] [Range= 1-204] [Missing=*]		
<b>Statistics [NW/ W]</b>	[Valid=1664 /-] [Invalid=0 /-] [Mean=3.338 /-] [StdDev=6.606 /-]		
<b># D010_INT: Intervals D010</b>			
<b>Information</b>	[Type= discrete] [Format=numeric] [Range= 1-7] [Missing=*]		
<b>Statistics [NW/ W]</b>	[Valid=1664 /-] [Invalid=0 /-]		
<b>Value</b>	<b>Label</b>	<b>Cases</b>	<b>Percentage</b>
1		81	4.9%
2		863	51.9%
3		353	21.2%
4		156	9.4%
5		82	4.9%
6		39	2.3%
7	7+	90	5.4%
<i>Warning: these figures indicate the number of cases found in the data file. They cannot be interpreted as summary statistics of the population of interest.</i>			
<b># D020: Working owners-Male</b>			
<b>Information</b>	[Type= continuous] [Format=numeric] [Range= 1-28] [Missing=*/0]		
<b>Statistics [NW/ W]</b>	[Valid=1151 /-] [Invalid=513 /-] [Mean=1.177 /-] [StdDev=1.473 /-]		

<b># D020A: Working owners-Female</b>			
<b>Information</b>	[Type= continuous] [Format=numeric] [Range= 1-29] [Missing=*/0]		
<b>Statistics [NW/ W]</b>	[Valid=581 /-] [Invalid=1083 /-] [Mean=1.145 /-] [StdDev=1.288 /-]		
<b># D020B: Working owners-Totale</b>			
<b>Information</b>	[Type= continuous] [Format=numeric] [Range= 1-32] [Missing=*/0]		
<b>Statistics [NW/ W]</b>	[Valid=1407 /-] [Invalid=257 /-] [Mean=1.436 /-] [StdDev=1.789 /-]		
<b># D020C: Contributing family workers-Male</b>			
<b>Information</b>	[Type= discrete] [Format=numeric] [Range= 1-3] [Missing=*/0]		
<b>Statistics [NW/ W]</b>	[Valid=117 /-] [Invalid=1547 /-]		
<b>Value</b>	<b>Label</b>	<b>Cases</b>	<b>Percentage</b>
1		105	89.7%
2		11	9.4%
3		1	0.9%
0		1546	
Sysmiss		1	
<i>Warning: these figures indicate the number of cases found in the data file. They cannot be interpreted as summary statistics of the population of interest.</i>			
<b># D020D: Contributing family workers-Female</b>			
<b>Information</b>	[Type= discrete] [Format=numeric] [Range= 1-2] [Missing=*/0]		
<b>Statistics [NW/ W]</b>	[Valid=247 /-] [Invalid=1417 /-]		
<b>Value</b>	<b>Label</b>	<b>Cases</b>	<b>Percentage</b>
1		236	95.5%
2		11	4.5%
0		1416	
Sysmiss		1	
<i>Warning: these figures indicate the number of cases found in the data file. They cannot be interpreted as summary statistics of the population of interest.</i>			
<b># D020E: Contributing family workers-Totale</b>			
<b>Information</b>	[Type= discrete] [Format=numeric] [Range= 1-3] [Missing=*/0]		
<b>Statistics [NW/ W]</b>	[Valid=349 /-] [Invalid=1315 /-]		
<b>Value</b>	<b>Label</b>	<b>Cases</b>	<b>Percentage</b>
1		313	89.7%
2		33	9.5%
3		3	0.9%
0		1314	
Sysmiss		1	
<i>Warning: these figures indicate the number of cases found in the data file. They cannot be interpreted as summary statistics of the population of interest.</i>			
<b># D020F: Paid employees-Male</b>			
<b>Information</b>	[Type= continuous] [Format=numeric] [Range= 1-186] [Missing=*/0]		
<b>Statistics [NW/ W]</b>	[Valid=976 /-] [Invalid=688 /-] [Mean=2.456 /-] [StdDev=7.307 /-]		
<b># D020G: Paid employees-Female</b>			
<b>Information</b>	[Type= discrete] [Format=numeric] [Range= 1-18] [Missing=*/0]		
<b>Statistics [NW/ W]</b>	[Valid=359 /-] [Invalid=1305 /-]		
<b>Value</b>	<b>Label</b>	<b>Cases</b>	<b>Percentage</b>
1		243	67.7%

<b># D020G: Paid employees-Female</b>			
<b>Value</b>	<b>Label</b>	<b>Cases</b>	<b>Percentage</b>
2		67	18.7%
3		22	6.1%
4		14	3.9%
5		4	1.1%
6		2	0.6%
7		2	0.6%
8		1	0.3%
10		1	0.3%
12		1	0.3%
14		1	0.3%
18		1	0.3%
0		1304	
Sysmiss		1	
<i>Warning: these figures indicate the number of cases found in the data file. They cannot be interpreted as summary statistics of the population of interest.</i>			
<b># D020H: Paid employees-Tot</b>			
<b>Information</b>	[Type= continuous] [Format=numeric] [Range= 1-188] [Missing=*/0]		
<b>Statistics [NW/ W]</b>	[Valid=1122 /-] [Invalid=542 /-] [Mean=2.677 /-] [StdDev=7.271 /-]		
<b># D020I: Unpaid employees out of the family-male</b>			
<b>Information</b>	[Type= continuous] [Format=numeric] [Range= 1-34] [Missing=*/0]		
<b>Statistics [NW/ W]</b>	[Valid=14 /-] [Invalid=1650 /-] [Mean=5.071 /-] [StdDev=8.766 /-]		
<b># D020J: Unpaid employees out of the family-female</b>			
<b>Information</b>	[Type= continuous] [Format=numeric] [Range= 1-26] [Missing=*/0]		
<b>Statistics [NW/ W]</b>	[Valid=16 /-] [Invalid=1648 /-] [Mean=4.25 /-] [StdDev=6.424 /-]		
<b># D020K: Unpaid employees out of the family-Tot</b>			
<b>Information</b>	[Type= continuous] [Format=numeric] [Range= 1-34] [Missing=*/0]		
<b>Statistics [NW/ W]</b>	[Valid=26 /-] [Invalid=1638 /-] [Mean=5.346 /-] [StdDev=8.574 /-]		
<b># TOT_M: Total male</b>			
<b>Information</b>	[Type= continuous] [Format=numeric] [Range= 1-200] [Missing=*/0]		
<b>Statistics [NW/ W]</b>	[Valid=1541 /-] [Invalid=123 /-] [Mean=2.565 /-] [StdDev=6.374 /-]		
<b># TOT_F: Total female</b>			
<b>Information</b>	[Type= continuous] [Format=numeric] [Range= 1-29] [Missing=*/0]		
<b>Statistics [NW/ W]</b>	[Valid=1045 /-] [Invalid=619 /-] [Mean=1.529 /-] [StdDev=1.734 /-]		
<b># D020T: Total</b>			
<b>Information</b>	[Type= continuous] [Format=numeric] [Range= 1-204] [Missing=*/0]		
<b>Statistics [NW/ W]</b>	[Valid=1664 /-] [Invalid=0 /-] [Mean=3.338 /-] [StdDev=6.606 /-]		
<b># D021: 2008</b>			
<b>Information</b>	[Type= continuous] [Format=numeric] [Range= 0-50] [Missing=*]		
<b>Statistics [NW/ W]</b>	[Valid=1664 /-] [Invalid=0 /-] [Mean=1.222 /-] [StdDev=2.458 /-]		
<b># D021A: 2009</b>			
<b>Information</b>	[Type= continuous] [Format=numeric] [Range= 0-102] [Missing=*]		

<b># D021A: 2009</b>			
<b>Statistics [NW/ W]</b>		[Valid=1664 /-] [Invalid=0 /-] [Mean=1.759 /-] [StdDev=4.28 /-]	
<b># D021B: 2010</b>			
<b>Information</b>		[Type= continuous] [Format=numeric] [Range= 0-188] [Missing=*]	
<b>Statistics [NW/ W]</b>		[Valid=1664 /-] [Invalid=0 /-] [Mean=2.266 /-] [StdDev=6.189 /-]	
<b># D022: 2008</b>			
<b>Information</b>		[Type= discrete] [Format=numeric] [Range= 0-13] [Missing=*]	
<b>Statistics [NW/ W]</b>		[Valid=1664 /-] [Invalid=0 /-]	
Value	Label	Cases	Percentage
0		1491	89.6%
1		92	5.5%
2		52	3.1%
3		22	1.3%
4		1	0.1%
5		2	0.1%
6		1	0.1%
7		1	0.1%
13		2	0.1%
<i>Warning: these figures indicate the number of cases found in the data file. They cannot be interpreted as summary statistics of the population of interest.</i>			
<b># D022A: 2009</b>			
<b>Information</b>		[Type= discrete] [Format=numeric] [Range= 0-8] [Missing=*]	
<b>Statistics [NW/ W]</b>		[Valid=1664 /-] [Invalid=0 /-]	
Value	Label	Cases	Percentage
0		1452	87.3%
1		130	7.8%
2		53	3.2%
3		16	1.0%
4		6	0.4%
5		3	0.2%
6		2	0.1%
7		1	0.1%
8		1	0.1%
<i>Warning: these figures indicate the number of cases found in the data file. They cannot be interpreted as summary statistics of the population of interest.</i>			
<b># D022B: 2010</b>			
<b>Information</b>		[Type= discrete] [Format=numeric] [Range= 0-14] [Missing=*]	
<b>Statistics [NW/ W]</b>		[Valid=1664 /-] [Invalid=0 /-]	
Value	Label	Cases	Percentage
0		1380	82.9%
1		151	9.1%
2		84	5.0%
3		29	1.7%
4		13	0.8%
5		1	0.1%
6		2	0.1%

**# D022B: 2010**

Value	Label	Cases	Percentage
7		1	0.1%
9		1	0.1%
13		1	0.1%
14		1	0.1%

Warning: these figures indicate the number of cases found in the data file. They cannot be interpreted as summary statistics of the population of interest.

**# D024: Does your establishment have a plan to increase or decrease the number of employees between 2012 and 2021?**

<b>Information</b>	[Type= discrete] [Format=numeric] [Range= 1-9] [Missing=*]
<b>Statistics [NW/ W]</b>	[Valid=1664 /-] [Invalid=0 /-]

Value	Label	Cases	Percentage
1	Yes	343	20.6%
2	No	1320	79.3%
9	Missing Value	1	0.1%

Warning: these figures indicate the number of cases found in the data file. They cannot be interpreted as summary statistics of the population of interest.

**# D040: What is the major factor that influences the number of persons engaged in your establishment**

<b>Information</b>	[Type= discrete] [Format=numeric] [Range= 1-9] [Missing=*]
<b>Statistics [NW/ W]</b>	[Valid=1664 /-] [Invalid=0 /-]

Value	Label	Cases	Percentage
1	Increased or decreased demand	1318	79.2%
2	Apprenticeships	12	0.7%
3	Location (move to other site, space)	31	1.9%
4	Access to external financial support	66	4.0%
6	Introduction of new products / services	148	8.9%
7	Introduction of new technology	8	0.5%
8	Other1 (specify)	77	4.6%
9	Not specified	4	0.2%

Warning: these figures indicate the number of cases found in the data file. They cannot be interpreted as summary statistics of the population of interest.

**# D040S: Other-Specify**

<b>Information</b>	[Type= discrete] [Format=character] [Missing=*]
<b>Statistics [NW/ W]</b>	[Valid=76 /-] [Invalid=0 /-]

Value	Label	Cases	Percentage
1		1	1.3%
ABAKOZI BARAHAGIJE		1	1.3%
AHO BAKORERA NI HATO		1	1.3%
AKAZI GAKE		1	1.3%
AMATEGEKO YA RESTAUR		1	1.3%
BAKORESHA UMWE ARAHA		1	1.3%
BASEZERA BAGIYE IWAB		1	1.3%

**# D040S: Other-Specify**

Value	Label	Cases	Percentage
BWAMAFARAN BWIYONG		1	1.3%
CHANGE OF SEASONS		1	1.3%
GUHA SERVICE ABATUGA		1	1.3%
GUHOMBA		1	1.3%
HABONETSE ANDI MAMAS		1	1.3%
HAGIZE UGENDA		1	1.3%
HAZAGABANY' ABAKOZI		1	1.3%
IBIKORWAREM		1	1.3%
IGIHOMBO GIKABIJE		1	1.3%
IMIRIMO MYINSHI		1	1.3%
IMYIFATIRE Y'UMUKOZI		1	1.3%
IMYITWARIRW Y'ABAKOZ		1	1.3%
KBONA INGZNYO NYNSHI		1	1.3%
KERETSE ABONYE AMAFA		1	1.3%
KUBURA IGISHORO		1	1.3%
KUDAKURIKIZ. AMTGEKO		1	1.3%
KUGIRA IMASHINI NYIS		1	1.3%
KUGIRA UBUMENYI BUKE		1	1.3%
KWAGUKA KWIKIGO		1	1.3%
KWAGURA AHO AKORERA		1	1.3%
KWAGURA IBIKORWA		1	1.3%
KWIYONGERA EG KUGABA		1	1.3%
KWIYONGERA KWABAKORE		1	1.3%
KWIYONGERA KWAHO UKO		1	1.3%
NDATEGANYA KUBONGERA		1	1.3%

# D040S: Other-Specify

Value	Label	Cases	Percentage
NTA GAHUNDA		1	1.3%
NTA GAHUNDA IHARI		1	1.3%
NTA GOBOGERARA ABAKO		1	1.3%
NTA MPAMVU		2	2.6%
NTA MPAVU		1	1.3%
NTA MPINDUKA		1	1.3%
NTABWO AHINDUKA		1	1.3%
NTABWO BAZAHINDUKA		3	3.9%
NTAGAHUNDA		2	2.6%
NTAGAHUNDA AFITE		1	1.3%
NTAGAHUNDA IHARI		1	1.3%
NTAGO AZASHIRAMO		1	1.3%
NTAGO BABAKENEYE		1	1.3%
NTAGO BIMUREBA		1	1.3%
NTAMPAMVU		1	1.3%
NTAMPINDUKA		1	1.3%
NTAMPINDUKA ATEGANYA		1	1.3%
NTAMPINDUKA ITEGANYJ		1	1.3%
NTAYO		3	3.9%
NTAYO TURIKORERA		1	1.3%
NTIBAZONGER		1	1.3%
NTIBAZONGER		1	1.3%
NTIKIMUREBA		1	1.3%
NTUZAHINDUK		1	1.3%
SINDATERA IMBERE		1	1.3%
TUBONE AMASHANYAR		1	1.3%
TUBONYE ABAKIRIYA		1	1.3%
TUBONYE AMASHANYAR		1	1.3%
TUBONYE UMURIRO		1	1.3%
UBUHEMU		1	1.3%

<b># D040S: Other-Specify</b>			
<b>Value</b>	<b>Label</b>	<b>Cases</b>	<b>Percentage</b>
UBUSHOBOZI BW'AMAFRA		1	1.3%
UBUSHOBOZI BWIYONGEY		1	1.3%
UBWIYONGERE BW'AKAZI		1	1.3%
UMUNTU WESE UBUSHATS		1	1.3%
ntagahunda ihari		1	1.3%
ntakugabanya no kong		1	1.3%
ntashobora kwirukana		1	1.3%
ntibazahinduka		1	1.3%
<i>Warning: these figures indicate the number of cases found in the data file. They cannot be interpreted as summary statistics of the population of interest.</i>			
<b># D060: What skills / qualifications are in general lacking among your staff?</b>			
<b>Information</b>	[Type= discrete] [Format=numeric] [Range= 1-99] [Missing=*]		
<b>Statistics [NW/ W]</b>	[Valid=1664 /-] [Invalid=0 /-]		
<b>Value</b>	<b>Label</b>	<b>Cases</b>	<b>Percentage</b>
1	Managerial skills	136	8.2%
2	Technical skills	378	22.7%
3	Entrepreneurial skills	209	12.6%
4	Language skills	279	16.8%
6	Customer care	127	7.6%
7	Innovativeness / creativity	73	4.4%
8	IT skills	60	3.6%
9	Didactics / teaching skills	5	0.3%
10	Communication skills	15	0.9%
11	None	351	21.1%
12	Other (specify)	25	1.5%
99	Missing Value	6	0.4%
<i>Warning: these figures indicate the number of cases found in the data file. They cannot be interpreted as summary statistics of the population of interest.</i>			
<b># D060A: What skills / qualifications are in general lacking among your staff?</b>			
<b>Information</b>	[Type= discrete] [Format=numeric] [Range= 1-99] [Missing=*]		
<b>Statistics [NW/ W]</b>	[Valid=1037 /-] [Invalid=627 /-]		
<b>Value</b>	<b>Label</b>	<b>Cases</b>	<b>Percentage</b>
1	Managerial skills	27	2.6%
2	Technical skills	112	10.8%
3	Entrepreneurial skills	163	15.7%
4	Language skills	260	25.1%
6	Customer care	123	11.9%
7	Innovativeness / creativity	181	17.5%
8	IT skills	99	9.5%
9	Didactics / teaching skills	15	1.4%
10	Communication skills	34	3.3%



**# D060A: What skills / qualifications are in general lacking among your staff?**

Value	Label	Cases	Percentage
11	None	0	
12	Other (specify)	23	2.2%
99	Missing Value	0	
Sysmiss		627	

Warning: these figures indicate the number of cases found in the data file. They cannot be interpreted as summary statistics of the population of interest.

**# D060B: What skills / qualifications are in general lacking among your staff?**

<b>Information</b>	[Type= discrete] [Format=numeric] [Range= 1-99] [Missing=*]
<b>Statistics [NW/ W]</b>	[Valid=569 /-] [Invalid=1095 /-]

Value	Label	Cases	Percentage
1	Managerial skills	19	3.3%
2	Technical skills	34	6.0%
3	Entrepreneurial skills	66	11.6%
4	Language skills	80	14.1%
6	Customer care	47	8.3%
7	Innovativeness / creativity	128	22.5%
8	IT skills	105	18.5%
9	Didactics / teaching skills	13	2.3%
10	Communication skills	35	6.2%
11	None	0	
12	Other (specify)	42	7.4%
99	Missing Value	0	
Sysmiss		1095	

Warning: these figures indicate the number of cases found in the data file. They cannot be interpreted as summary statistics of the population of interest.

**# D060S: Other-Specify**

<b>Information</b>	[Type= discrete] [Format=character] [Missing=*]
<b>Statistics [NW/ W]</b>	[Valid=47 /-] [Invalid=0 /-]

Value	Label	Cases	Percentage
.		1	2.1%
1		1	2.1%
6		4	8.5%
AMAHUGURWA MU ICUNGA		1	2.1%
AMAHUGURWA MU KWA		1	2.1%
BAFITE UBUMENYI		1	2.1%
COMPTABILITE		1	2.1%
DISCIPLINE		1	2.1%
GUCUNGA UMUTUNGO		2	4.3%
GUHINGA NEZA UMUCERI		1	2.1%
GUHUGURWA		1	2.1%
GUKORA AMASHYIRAH		1	2.1%

### # D060S: Other-Specify

Value	Label	Cases	Percentage
GUKORANA ISUKU		1	2.1%
GUTEKA		2	4.3%
IBARURAMARI		1	2.1%
IBIBAZO Z'AMAMASHINI		1	2.1%
ICUNGAMUTUN		1	2.1%
IMIKORERE YAZA BANK		1	2.1%
ISUKU		1	2.1%
ISUKU MURI RUSANGE		1	2.1%
KOGOSHA NEZA		1	2.1%
KUBA ATIRIZE		1	2.1%
KUBA BATARIZE		1	2.1%
KUGIRA ISUKU		1	2.1%
KWAKIRA ABAKIRIYA		1	2.1%
MU ICUNGAMUTUN		2	4.3%
MURI COMPTABILITE		1	2.1%
NTA DUKORESHA		1	2.1%
NTABUMENYI BABURA		1	2.1%
NTABUMENYI BUKENEWE		1	2.1%
NTIBIZE		1	2.1%
NTIYZE		1	2.1%
TAX DECLARATION		1	2.1%
UBUMENYI BUJYANYE		1	2.1%
UBUMENYI BW'IBANZE		1	2.1%
UBUMENYI IBARURAMARI		1	2.1%
UBUMENYI MU GUTEKA		1	2.1%
UBUMENYI MU ISUKU		1	2.1%
UBUMENYI MU MI CUNGI		1	2.1%
UBUMENYI MUGUTEKA		1	2.1%
UCUNGA UMUTUNGO		1	2.1%

*Warning: these figures indicate the number of cases found in the data file. They cannot be interpreted as summary statistics of the population of interest.*

<b># Yes_chal: Have challenge or not</b>			
<b>Information</b>		[Type= discrete] [Format=numeric] [Range= 1-9] [Missing=*]	
<b>Statistics [NW/ W]</b>		[Valid=1664 /-] [Invalid=0 /-]	
<b>Value</b>	<b>Label</b>	<b>Cases</b>	<b>Percentage</b>
1	Yes	1216	73.1%
2	No	438	26.3%
9	Not stated	10	0.6%
<i>Warning: these figures indicate the number of cases found in the data file. They cannot be interpreted as summary statistics of the population of interest.</i>			
<b># D071: Which challenges limit the training of your staff?</b>			
<b>Information</b>		[Type= discrete] [Format=numeric] [Range= 1-9] [Missing=*]	
<b>Statistics [NW/ W]</b>		[Valid=1664 /-] [Invalid=0 /-]	
<b>Value</b>	<b>Label</b>	<b>Cases</b>	<b>Percentage</b>
1	Inadequate facilities (space)	174	10.5%
2	Inadequate materials	119	7.2%
3	Shortage of skilled trainers	160	9.6%
4	Time off for the trainees	92	5.5%
5	Other (specify)	0	
6	Lack of fund	616	37.0%
7	No challenge	438	26.3%
8	Other (specify)	55	3.3%
9	Missing Value	10	0.6%
<i>Warning: these figures indicate the number of cases found in the data file. They cannot be interpreted as summary statistics of the population of interest.</i>			
<b># D071A: Which challenges limit the training of your staff?</b>			
<b>Information</b>		[Type= discrete] [Format=numeric] [Range= 1-9] [Missing=*]	
<b>Statistics [NW/ W]</b>		[Valid=785 /-] [Invalid=879 /-]	
<b>Value</b>	<b>Label</b>	<b>Cases</b>	<b>Percentage</b>
1	Inadequate facilities (space)	101	12.9%
2	Inadequate materials	226	28.8%
3	Shortage of skilled trainers	161	20.5%
4	Time off for the trainees	70	8.9%
5	Other (specify)	0	
6	Lack of fund	211	26.9%
7	No challenge	0	
8	Other (specify)	16	2.0%
9	Missing Value	0	
Sysmiss		879	
<i>Warning: these figures indicate the number of cases found in the data file. They cannot be interpreted as summary statistics of the population of interest.</i>			
<b># D071B: Which challenges limit the training of your staff?</b>			
<b>Information</b>		[Type= discrete] [Format=numeric] [Range= 1-9] [Missing=*]	
<b>Statistics [NW/ W]</b>		[Valid=389 /-] [Invalid=1275 /-]	
<b>Value</b>	<b>Label</b>	<b>Cases</b>	<b>Percentage</b>
1	Inadequate facilities (space)	58	14.9%
2	Inadequate materials	86	22.1%
3	Shortage of skilled trainers	79	20.3%

<b># D071B: Which challenges limit the training of your staff?</b>			
<b>Value</b>	<b>Label</b>	<b>Cases</b>	<b>Percentage</b>
4	Time off for the trainees	28	7.2%
5	Other (specify)	0	
6	Lack of fund	130	33.4%
7	No challenge	0	
8	Other (specify)	8	2.1%
9	Missing Value	0	
Sysmiss		1275	
<i>Warning: these figures indicate the number of cases found in the data file. They cannot be interpreted as summary statistics of the population of interest.</i>			
<b># D071S: Other-Specify</b>			
<b>Information</b>	[Type= discrete] [Format=character] [Missing=*]		
<b>Statistics [NW/ W]</b>	[Valid=65 /-] [Invalid=0 /-]		
<b>Value</b>	<b>Label</b>	<b>Cases</b>	<b>Percentage</b>
.		1	1.5%
2		1	1.5%
ABAGUZI NIBAKE		1	1.5%
ABAHUGURWA		1	1.5%
ABAKOZI BAKORA BIMUK		1	1.5%
AMAHUGURWA/ NGOBMWA		1	1.5%
AMAHUGURWA/ NTAKENEWE		1	1.5%
BAKORESHA AMFRW MAKE		1	1.5%
IGIHE		1	1.5%
ISOKO NTIRIRATUBUK		1	1.5%
IYIMUKA RY'ABAKOZI		1	1.5%
IYO GAHUNDA NTAYO		1	1.5%
KUBAHUGURA BAKIGENDE		1	1.5%
KUBURA IBIGO BITANGA		1	1.5%
KUBURA UBUMENYI		2	3.1%
NABO BARASHAKA AMAHU		1	1.5%
NATWE NTA BUMENYI		2	3.1%
NTA GAHUNDA AFITE		1	1.5%

# D071S: Other-Specify

Value	Label	Cases	Percentage
NTA MAHUGURWA		1	1.5%
NTA MAHUGURWA ABNEKA		1	1.5%
NTA MAHUGURWA BAGIRA		1	1.5%
NTA MAHUGURWA BAKENE		1	1.5%
NTA MAHUGURWA BAKENY		1	1.5%
NTA MHGRWA BIKENEYE		1	1.5%
NTABWO AJYA ATANGWA		1	1.5%
NTABYO YARAZI		1	1.5%
NTAGAHUNDA Y'AMAHUGU		1	1.5%
NTAGAHUNDA Y'AMHUGUR		1	1.5%
NTAGO BAJYA BAHURA		1	1.5%
NTAKEWE		1	1.5%
NTAMAHUGUR		1	1.5%
NTAMAHUGUR AKENEWE		3	4.6%
NTAMAHUGUR AKENEYE		1	1.5%
NTAMAHUGUR BAKENEY		2	3.1%
NTAYAKENEWE		1	1.5%
NTAYO BAKENEYE		2	3.1%
NTAZI AHO BAHUGURIRA		1	1.5%
NTIBABIMENYI		1	1.5%
NTIBAKENEWE		2	3.1%
NTIBIJANYE		1	1.5%
NTIBIZE		1	1.5%
NTITUBAHUGU		6	9.2%
SI NGOMBWA		2	3.1%
SINGOMBWA		1	1.5%
SINGOMBWA AMAHUGURWA		2	3.1%

<b># D071S: Other-Specify</b>			
Value	Label	Cases	Percentage
TUBONA ATARI NGOMBWA		1	1.5%
UBUSHAKE BUKE BWA NY		1	1.5%
UMKRESHA ABNEKA GAKE		1	1.5%
ntitubahugura		3	4.6%

Warning: these figures indicate the number of cases found in the data file. They cannot be interpreted as summary statistics of the population of interest.

### # Hired\_TVET: Have you hired TVET graduate?

<b>Information</b>	[Type= discrete] [Format=numeric] [Range= 1-9] [Missing=*]
<b>Statistics [NW/ W]</b>	[Valid=1664 /-] [Invalid=0 /-]

Value	Label	Cases	Percentage
1	Yes	325	19.5%
2	No	1333	80.1%
9	Not stated	6	0.4%

Warning: these figures indicate the number of cases found in the data file. They cannot be interpreted as summary statistics of the population of interest.

### # D072: If you have hired graduates of TVET and / or higher institutions, how satisfied are you with their performance?

<b>Information</b>	[Type= discrete] [Format=numeric] [Range= 1-9] [Missing=*]
<b>Statistics [NW/ W]</b>	[Valid=1664 /-] [Invalid=0 /-]

Value	Label	Cases	Percentage
1	Fully Satisfied	143	8.6%
2	Partially satisfied	137	8.2%
3	Little satisfied	40	2.4%
4	Not satisfied	5	0.3%
5	Not applicable (no such graduates hired)	1333	80.1%
9	Not specified	6	0.4%

Warning: these figures indicate the number of cases found in the data file. They cannot be interpreted as summary statistics of the population of interest.

### # Hired\_High: Have you hired University graduates?

<b>Information</b>	[Type= discrete] [Format=numeric] [Range= 1-9] [Missing=*]
<b>Statistics [NW/ W]</b>	[Valid=1664 /-] [Invalid=0 /-]

Value	Label	Cases	Percentage
1	Yes	61	3.7%
2	No	1594	95.8%
9	Not stated	9	0.5%

Warning: these figures indicate the number of cases found in the data file. They cannot be interpreted as summary statistics of the population of interest.

### # D072A: If you have hired graduates of TVET and / or higher institutions, how satisfied are you with their performance?

<b>Information</b>	[Type= discrete] [Format=numeric] [Range= 1-9] [Missing=*]
<b>Statistics [NW/ W]</b>	[Valid=1664 /-] [Invalid=0 /-]

**# D072A: If you have hired graduates of TVET and / or higher institutions, how satisfied are you with their performance?**

Value	Label	Cases	Percentage
1	Fully Satisfied	30	1.8%
2	Partially satisfied	23	1.4%
3	Little satisfied	5	0.3%
4	Not satisfied	3	0.2%
5	Not applicable (no such graduates hired)	1594	95.8%
9	Not specified	9	0.5%

Warning: these figures indicate the number of cases found in the data file. They cannot be interpreted as summary statistics of the population of interest.

**# D073: In your view, what has to be improved in the training and education in TVET**

<b>Information</b>	[Type= discrete] [Format=numeric] [Range= 1-99] [Missing=*]
<b>Statistics [NW/ W]</b>	[Valid=1664 /-] [Invalid=0 /-]

Value	Label	Cases	Percentage
1	Managerial skills	128	7.7%
2	Technical skills	668	40.1%
3	Entrepreneurial skills	273	16.4%
4	Language skills	77	4.6%
5	Customer care	37	2.2%
7	Innovativeness / creativity	78	4.7%
8	IT skills	40	2.4%
9	Didactics / teaching skills	60	3.6%
10	Communication skills	11	0.7%
11	Other	292	17.5%
99	Not specified	0	

Warning: these figures indicate the number of cases found in the data file. They cannot be interpreted as summary statistics of the population of interest.

**# D073A: In your view, what has to be improved in the training and education in TVET**

<b>Information</b>	[Type= discrete] [Format=numeric] [Range= 1-99] [Missing=*]
<b>Statistics [NW/ W]</b>	[Valid=1021 /-] [Invalid=643 /-]

Value	Label	Cases	Percentage
1	Managerial skills	38	3.7%
2	Technical skills	103	10.1%
3	Entrepreneurial skills	274	26.8%
4	Language skills	166	16.3%
5	Customer care	85	8.3%
7	Innovativeness / creativity	181	17.7%
8	IT skills	114	11.2%
9	Didactics / teaching skills	18	1.8%
10	Communication skills	16	1.6%
11	Other	26	2.5%
99	Not specified	0	
Sysmiss		643	

Warning: these figures indicate the number of cases found in the data file. They cannot be interpreted as summary statistics of the population of interest.

**# D073B: In your view, what has to be improved in the training and education in TVET**

<b>Information</b>	[Type= discrete] [Format=numeric] [Range= 1-99] [Missing=*]
--------------------	---

### # D073B: In your view, what has to be improved in the training and education in TVET

Statistics [NW/ W] [Valid=562 /-] [Invalid=1102 /-]

Value	Label	Cases	Percentage
1	Managerial skills	21	3.7%
2	Technical skills	28	5.0%
3	Entrepreneurial skills	73	13.0%
4	Language skills	81	14.4%
5	Customer care	59	10.5%
7	Innovativeness / creativity	95	16.9%
8	IT skills	118	21.0%
9	Didactics / teaching skills	23	4.1%
10	Communication skills	35	6.2%
11	Other	29	5.2%
99	Not specified	0	
Sysmiss		1102	

Warning: these figures indicate the number of cases found in the data file. They cannot be interpreted as summary statistics of the population of interest.

### # D073S: Other-Specify

Information [Type= discrete] [Format=character] [Missing=\*]

Statistics [NW/ W] [Valid=332 /-] [Invalid=0 /-]

Value	Label	Cases	Percentage
.		1	0.3%
4		1	0.3%
ABANA NTACYO BABURA		1	0.3%
ABIMENYA YAGATANGIYE		1	0.3%
ABONA NTACYIBURA		1	0.3%
BARIHAGIJE		4	1.2%
BARIHAGIJE KU BUMENY		1	0.3%
BURAHAGIJE		1	0.3%
DISCIPLINE		1	0.3%
GUKUNDA UMURIMO		1	0.3%
IBYABO SIMBIZI		2	0.6%
IBYAYO SIMBIZI		1	0.3%
IBYO NTIBABISOBAN		1	0.3%
KONGERA AMASHURI		1	0.3%
KUBONGERAR/ IBI		1	0.3%
KUMENYA PRATIQUE		1	0.3%
KURI TVET		1	0.3%



# D073S: Other-Specify

Value	Label	Cases	Percentage
KWEGERA ABATURAGE		1	0.3%
KWIBANDA KURI PRATIK		1	0.3%
NO COMMENT		1	0.3%
NO COMMENT N		1	0.3%
NO IDEA WITH TVET		1	0.3%
NTA MAKURU ABIFITEH		1	0.3%
NTA BIGEZE BAZA		1	0.3%
NTA BIZI		1	0.3%
NTA BUMENYI ABIFITEM		1	0.3%
NTA BUMENYI BABURA		1	0.3%
NTA BUMYENYI BABURA		1	0.3%
NTA BWOMBIZI		1	0.3%
NTA BYABO TUZI		1	0.3%
NTA CYO ABIVUGAHO		1	0.3%
NTA CYO ABIZIHO		1	0.3%
NTA CYO TUBAZIHO		1	0.3%
NTA GITEKEREZO		1	0.3%
NTA MAKURU ABIFITEHO		1	0.3%
NTA MAKURU ABIFITEMO		1	0.3%
NTA MAKURU AFITE		1	0.3%
NTA MAKURU AFITEHO		1	0.3%
NTA MAKURU BAFITE		1	0.3%
NTA MAKURU YA TVT		1	0.3%
NTA MAKURU YAHU AZI		1	0.3%
NTABAKORESE		3	0.9%
NTABAKORESE		1	0.3%
NTABAZI		1	0.3%

# D073S: Other-Specify

Value	Label	Cases	Percentage
NTABIKI NTAMAKURU		1	0.3%
NTABISOBANU		1	0.3%
NTABITEKEREZ		1	0.3%
NTABIZI		66	19.9%
NTABO AKORESHA		3	0.9%
NTABO ATEGANYA		1	0.3%
NTABO BAKIRIYE		1	0.3%
NTABO BAKORESHA		2	0.6%
NTABO BAKORESHEJE		3	0.9%
NTABO BARAKORESHA		1	0.3%
NTABO BIGEZE BAKORES		1	0.3%
NTABO DUKORESHA		1	0.3%
NTABO NAKORESHEJE		4	1.2%
NTABO NDAKORESHA		2	0.6%
NTABO NIGEZE NKORESH		1	0.3%
NTABO NKORESHA		1	0.3%
NTABO NZI BYABO		1	0.3%
NTABO TURAKORESHA		1	0.3%
NTABO TWAKORESHA		1	0.3%
NTABO TWAKORESHEJ		3	0.9%
NTABO TWIGEZE DUKORE		4	1.2%
NTABO YAKORESHEJE		2	0.6%
NTABONDAKOL		1	0.3%
NTABONKORES		1	0.3%
NTABUMENYI		1	0.3%
NTABUMENYI ABAFITEHO		1	0.3%
NTABUMENYI ABIFITEHO		4	1.2%
NTABUMENYI ABIFITEMO		1	0.3%

# D073S: Other-Specify

Value	Label	Cases	Percentage
NTABWO ABIZI		4	1.2%
NTABWO BARABAKORES		1	0.3%
NTABWO MBIZI		9	2.7%
NTABYO AJYA AMENYA		1	0.3%
NTABYO AZI		28	8.4%
NTABYO NZI		1	0.3%
NTACYO		7	2.1%
NTACYO ABAZIHO		1	0.3%
NTACYO ABIVUGAHO		1	0.3%
NTACYO ABIZI HO		2	0.6%
NTACYO ABIZIHO		34	10.2%
NTACYO ABONA		1	0.3%
NTACYO AZI		3	0.9%
NTACYO AZI KURI TVET		1	0.3%
NTACYO BABIZIHO		2	0.6%
NTACYO BABURA		1	0.3%
NTACYO BYOSE		1	0.3%
NTACYO MBIZIHO		4	1.2%
NTACYO NZI		5	1.5%
NTACYO NZI SIMBISOBA		1	0.3%
NTACYO TUBIZIHO		1	0.3%
NTACYO YABIVUGAHO		3	0.9%
NTACYONZI		3	0.9%
NTACYONZI KURI TVET		1	0.3%
NTAGITEKEREZ ABIFIT		1	0.3%
NTAGO ABIKURIKIRA		1	0.3%
NTAGO ABIZI		1	0.3%
NTAKINTU ABIVUGAHO		1	0.3%
NTAKOTWAKO		1	0.3%

**# D073S: Other-Specify**

Value	Label	Cases	Percentage
NTAMAKURU ABIFITEHO		3	0.9%
NTAMAKURU AFITE		4	1.2%
NTAMAKURU AHAGIJE		1	0.3%
NTAMAKURU AJYA YUMVA		1	0.3%
NTAMAKURU AZI YABYO		1	0.3%
NTAMAKURU KURI TVET		1	0.3%
NTAWE TWAKORESHEJ		1	0.3%
NTAYO AZI		3	0.9%
NTAYO AZI AYO MASHUR		1	0.3%
NTI TUBAZI		1	0.3%
NTIBAKORESHI		1	0.3%
NTIBIJYANYE		4	1.2%
NTIBIKORWA		1	0.3%
NTITUZI IBYABO		1	0.3%
NTIYZE NTABYO AZI		1	0.3%
NTIYZEMO SIYABIMENY		1	0.3%
NYABIZI		1	0.3%
PAS D'IDE		1	0.3%
PAS D'IDEE		7	2.1%
PRATIQUE NYINSHI		1	0.3%
SIMBAKENEYE		1	0.3%
SIMBIZI		6	1.8%
SINIZE		1	0.3%
UBUMENYI BUHAGIJE		1	0.3%
UBUMENYI NGIRO		1	0.3%
UMUCO N'IKINYABUPFU		1	0.3%
francais		1	0.3%
ntabo ndakoresha		1	0.3%
ntabyo azi		1	0.3%

*Warning: these figures indicate the number of cases found in the data file. They cannot be interpreted as summary statistics of the population of interest.*

**# D07A: In your view, what has to be improved in the training and education in higher institutions**

<b>Information</b>	[Type= discrete] [Format=numeric] [Range= 1-99] [Missing=*]
<b>Statistics [NW/ W]</b>	[Valid=1664 /-] [Invalid=0 /-]

**# D07A: In your view, what has to be improved in the training and education in higher institutions**

Value	Label	Cases	Percentage
1	Managerial skills	200	12.0%
2	Technical skills	259	15.6%
3	Entrepreneurial skills	284	17.1%
4	Language skills	102	6.1%
5	Customer care	62	3.7%
7	Innovativeness / creativity	145	8.7%
8	IT skills	106	6.4%
9	Didactics / teaching skills	50	3.0%
10	Communication skills	18	1.1%
11	Other	357	21.5%
99	Not Specified	81	4.9%

*Warning: these figures indicate the number of cases found in the data file. They cannot be interpreted as summary statistics of the population of interest.*

**# D073C: In your view, what has to be improved in the training and education in higher institutions**

**Information** [Type= discrete] [Format=numeric] [Range= 1-99] [Missing=\*]

**Statistics [NW/ W]** [Valid=910 /-] [Invalid=754 /-]

Value	Label	Cases	Percentage
1	Managerial skills	53	5.8%
2	Technical skills	73	8.0%
3	Entrepreneurial skills	160	17.6%
4	Language skills	143	15.7%
5	Customer care	95	10.4%
7	Innovativeness / creativity	148	16.3%
8	IT skills	129	14.2%
9	Didactics / teaching skills	55	6.0%
10	Communication skills	20	2.2%
11	Other	34	3.7%
99	Not Specified	0	
Sysmiss		754	

*Warning: these figures indicate the number of cases found in the data file. They cannot be interpreted as summary statistics of the population of interest.*

**# D073D: In your view, what has to be improved in the training and education in higher institutions**

**Information** [Type= discrete] [Format=numeric] [Range= 1-99] [Missing=\*]

**Statistics [NW/ W]** [Valid=480 /-] [Invalid=1184 /-]

Value	Label	Cases	Percentage
1	Managerial skills	18	3.8%
2	Technical skills	35	7.3%
3	Entrepreneurial skills	47	9.8%
4	Language skills	61	12.7%
5	Customer care	38	7.9%
7	Innovativeness / creativity	84	17.5%
8	IT skills	98	20.4%
9	Didactics / teaching skills	41	8.5%
10	Communication skills	29	6.0%
11	Other	29	6.0%

**# D073D: In your view, what has to be improved in the training and education in higher institutions**

Value	Label	Cases	Percentage
99	Not Specified	0	
Sysmiss		1184	

*Warning: these figures indicate the number of cases found in the data file. They cannot be interpreted as summary statistics of the population of interest.*

**# D073T: Other-Specify\_higher institutions**

<b>Information</b>	[Type= discrete] [Format=character] [Missing=*]
<b>Statistics [NW/ W]</b>	[Valid=63 /-] [Invalid=0 /-]

Value	Label	Cases	Percentage
A		1	1.6%
AMASHURI NTAYAZI		1	1.6%
BIRAHAGIJE		1	1.6%
IBYABO SIMBIZI		1	1.6%
KORESHO		1	1.6%
NA AMASHURI MAKURU		1	1.6%
NI GEZE MENYA		1	1.6%
NTA BIZI		1	1.6%
NTA BO DUFITE		1	1.6%
NTA BYABO TUZI		1	1.6%
NTA CYO ABIZIHO		1	1.6%
NTA MAKURU BAFITE		1	1.6%
NTABIZI		7	11.1%
NTABO AKORESHA		1	1.6%
NTABO BARAKORESHA		1	1.6%
NTABO DUKORESHA		2	3.2%
NTABO TWAKORESHEJ		1	1.6%
NTABO YAKORESHEJE		2	3.2%
NTABWO NAMENYA		1	1.6%
NTABYO AZI		6	9.5%
NTACYO		1	1.6%
NTACYO ABAZIHO		1	1.6%
NTACYO ABIZIHO		8	12.7%
NTACYO MBIZIHO		1	1.6%
NTACYO NZI		1	1.6%

### # D073T: Other-Specify\_higher institutions

Value	Label	Cases	Percentage
NTACYO NZI SIMBISOBA		1	1.6%
NTACYO TUBAZIHA		1	1.6%
NTACYO YUMVA CYAVUGU		1	1.6%
NTACYONZI		2	3.2%
NTAMAKURU		1	1.6%
NTAZI IMIKORERE YAYO		1	1.6%
NTI TUBAZI		1	1.6%
NYACYO ABIZIHO		1	1.6%
PAS D'IDEE		1	1.6%
SHA		3	4.8%
SIMBIZI		2	3.2%
SINAMENYA IBYAVUGURW		1	1.6%
VALEURS ETHIQUES		1	1.6%
francais		1	1.6%

Warning: these figures indicate the number of cases found in the data file. They cannot be interpreted as summary statistics of the population of interest.

### # D080: Does your establishment have an industrial att. / apprenticeship / internship progr.?

<b>Information</b>	[Type= discrete] [Format=numeric] [Range= 1-9] [Missing=*]
<b>Statistics [NW/ W]</b>	[Valid=1664 /-] [Invalid=0 /-]

Value	Label	Cases	Percentage
1	Yes (institutionalised)	42	2.5%
2	Yes (occasionally/informal)	131	7.9%
3	No	1491	89.6%
9	Not Specified	0	

Warning: these figures indicate the number of cases found in the data file. They cannot be interpreted as summary statistics of the population of interest.

### # D090: If Yes, how many interns do you have on average annually?

<b>Information</b>	[Type= discrete] [Format=numeric] [Range= 0-20] [Missing=* /99]
<b>Statistics [NW/ W]</b>	[Valid=153 /-] [Invalid=1511 /-]

Value	Label	Cases	Percentage
0		29	19.0%
1		36	23.5%
2		28	18.3%
3		27	17.6%
4		10	6.5%
5		9	5.9%
6		5	3.3%
7		2	1.3%
8		2	1.3%

<b># D090: If Yes, how many interns do you have on average annually?</b>			
Value	Label	Cases	Percentage
9		1	0.7%
12		1	0.7%
15		1	0.7%
20		2	1.3%
99		20	
Sysmiss		1491	
<i>Warning: these figures indicate the number of cases found in the data file. They cannot be interpreted as summary statistics of the population of interest.</i>			
<b># D090A: If Yes, how many interns do you have on average annually?</b>			
<b>Information</b>	[Type= continuous] [Format=numeric] [Range= 0-30] [Missing=*/99]		
<b>Statistics [NW/ W]</b>	[Valid=153 /-] [Invalid=1511 /-] [Mean=2.163 /-] [StdDev=4.678 /-]		
<b># D090B: If Yes, how many interns do you have on average annually?</b>			
<b>Information</b>	[Type= continuous] [Format=numeric] [Range= 1-50] [Missing=*/99]		
<b>Statistics [NW/ W]</b>	[Valid=153 /-] [Invalid=1511 /-] [Mean=4.739 /-] [StdDev=6.083 /-]		
<b># D100: Hired male in 2009</b>			
<b>Information</b>	[Type= discrete] [Format=numeric] [Range= 0-6] [Missing=*/999]		
<b>Statistics [NW/ W]</b>	[Valid=153 /-] [Invalid=1511 /-]		
Value	Label	Cases	Percentage
0		126	82.4%
1		11	7.2%
2		7	4.6%
3		5	3.3%
4		3	2.0%
6		1	0.7%
999		20	
Sysmiss		1491	
<i>Warning: these figures indicate the number of cases found in the data file. They cannot be interpreted as summary statistics of the population of interest.</i>			
<b># D100A: Hired female in 2009</b>			
<b>Information</b>	[Type= discrete] [Format=numeric] [Range= 0-3] [Missing=*/999]		
<b>Statistics [NW/ W]</b>	[Valid=153 /-] [Invalid=1511 /-]		
Value	Label	Cases	Percentage
0		143	93.5%
1		7	4.6%
2		2	1.3%
3		1	0.7%
999		20	
Sysmiss		1491	
<i>Warning: these figures indicate the number of cases found in the data file. They cannot be interpreted as summary statistics of the population of interest.</i>			



<b># D100B: Hired total 2009</b>			
<b>Information</b>		[Type= discrete] [Format=numeric] [Range= 0-6] [Missing=*/999]	
<b>Statistics [NW/ W]</b>		[Valid=153 /-] [Invalid=1511 /-]	
<b>Value</b>	<b>Label</b>	<b>Cases</b>	<b>Percentage</b>
0		119	77.8%
1		15	9.8%
2		7	4.6%
3		7	4.6%
4		4	2.6%
6		1	0.7%
999		20	
Sysmiss		1491	
<i>Warning: these figures indicate the number of cases found in the data file. They cannot be interpreted as summary statistics of the population of interest.</i>			
<b># D100C: Hired male 2010</b>			
<b>Information</b>		[Type= discrete] [Format=numeric] [Range= 0-6] [Missing=*/999]	
<b>Statistics [NW/ W]</b>		[Valid=153 /-] [Invalid=1511 /-]	
<b>Value</b>	<b>Label</b>	<b>Cases</b>	<b>Percentage</b>
0		118	77.1%
1		19	12.4%
2		12	7.8%
3		3	2.0%
6		1	0.7%
999		20	
Sysmiss		1491	
<i>Warning: these figures indicate the number of cases found in the data file. They cannot be interpreted as summary statistics of the population of interest.</i>			
<b># D100D: Hired female 2010</b>			
<b>Information</b>		[Type= discrete] [Format=numeric] [Range= 0-2] [Missing=*/999]	
<b>Statistics [NW/ W]</b>		[Valid=153 /-] [Invalid=1511 /-]	
<b>Value</b>	<b>Label</b>	<b>Cases</b>	<b>Percentage</b>
0		139	90.8%
1		9	5.9%
2		5	3.3%
999		20	
Sysmiss		1491	
<i>Warning: these figures indicate the number of cases found in the data file. They cannot be interpreted as summary statistics of the population of interest.</i>			
<b># D100E: Hired total 2010</b>			
<b>Information</b>		[Type= discrete] [Format=numeric] [Range= 0-6] [Missing=*/999]	
<b>Statistics [NW/ W]</b>		[Valid=153 /-] [Invalid=1511 /-]	
<b>Value</b>	<b>Label</b>	<b>Cases</b>	<b>Percentage</b>
0		107	69.9%
1		24	15.7%
2		17	11.1%
3		3	2.0%
4		1	0.7%

<b># D100E: Hired total 2010</b>			
Value	Label	Cases	Percentage
6		1	0.7%
999		20	
Sysmiss		1491	
<i>Warning: these figures indicate the number of cases found in the data file. They cannot be interpreted as summary statistics of the population of interest.</i>			
<b># D100F: Hired male 2011</b>			
<b>Information</b>	[Type= discrete] [Format=numeric] [Range= 0-5] [Missing=*/999]		
<b>Statistics [NW/ W]</b>	[Valid=153 /-] [Invalid=1511 /-]		
Value	Label	Cases	Percentage
0		119	77.8%
1		23	15.0%
2		4	2.6%
3		4	2.6%
4		2	1.3%
5		1	0.7%
999		20	
Sysmiss		1491	
<i>Warning: these figures indicate the number of cases found in the data file. They cannot be interpreted as summary statistics of the population of interest.</i>			
<b># D100G: Hired female 2011</b>			
<b>Information</b>	[Type= discrete] [Format=numeric] [Range= 0-2] [Missing=*/999]		
<b>Statistics [NW/ W]</b>	[Valid=153 /-] [Invalid=1511 /-]		
Value	Label	Cases	Percentage
0		136	88.9%
1		11	7.2%
2		6	3.9%
999		20	
Sysmiss		1491	
<i>Warning: these figures indicate the number of cases found in the data file. They cannot be interpreted as summary statistics of the population of interest.</i>			
<b># D100H: Total hired 2011</b>			
<b>Information</b>	[Type= discrete] [Format=numeric] [Range= 0-5] [Missing=*/999]		
<b>Statistics [NW/ W]</b>	[Valid=153 /-] [Invalid=1511 /-]		
Value	Label	Cases	Percentage
0		107	69.9%
1		25	16.3%
2		14	9.2%
3		3	2.0%
4		3	2.0%
5		1	0.7%
999		20	
Sysmiss		1491	
<i>Warning: these figures indicate the number of cases found in the data file. They cannot be interpreted as summary statistics of the population of interest.</i>			
<b># D110: How long are the apprenticeships / attachments / internships on average?</b>			
<b>Information</b>	[Type= continuous] [Format=numeric] [Range= 0-99] [Missing=*]		
<b>Statistics [NW/ W]</b>	[Valid=173 /-] [Invalid=1491 /-] [Mean=14.382 /-] [StdDev=30.008 /-]		

<b># D120: What are the financial agreements?</b>			
<b>Information</b>		[Type= discrete] [Format=numeric] [Range= 1-9] [Missing=*]	
<b>Statistics [NW/ W]</b>		[Valid=173 /-] [Invalid=1491 /-]	
<b>Value</b>	<b>Label</b>	<b>Cases</b>	<b>Percentage</b>
1	Interns have to pay money	48	27.7%
2	Interns receive money	24	13.9%
3	Interns sponsored by other institution	13	7.5%
4	No payments	71	41.0%
9	Missing value	17	9.8%
Sysmiss		1491	
<i>Warning: these figures indicate the number of cases found in the data file. They cannot be interpreted as summary statistics of the population of interest.</i>			
<b># D130: What is the reason for not hosting interns</b>			
<b>Information</b>		[Type= discrete] [Format=numeric] [Range= 1-9] [Missing=*]	
<b>Statistics [NW/ W]</b>		[Valid=1491 /-] [Invalid=173 /-]	
<b>Value</b>	<b>Label</b>	<b>Cases</b>	<b>Percentage</b>
1	No need	873	58.6%
2	No capacities	253	17.0%
3	Too cumbersome	64	4.3%
4	No appropriate candidates	253	17.0%
5	Candidates want to be paid	6	0.4%
6	Too small	34	2.3%
7	Other (indicate)	0	
9	Not Specified	8	0.5%
Sysmiss		173	
<i>Warning: these figures indicate the number of cases found in the data file. They cannot be interpreted as summary statistics of the population of interest.</i>			
<b># D130A: What is the reason for not hosting interns</b>			
<b>Information</b>		[Type= discrete] [Format=numeric] [Range= 1-7] [Missing=*]	
<b>Statistics [NW/ W]</b>		[Valid=671 /-] [Invalid=993 /-]	
<b>Value</b>	<b>Label</b>	<b>Cases</b>	<b>Percentage</b>
1	No need	82	12.2%
2	No capacities	208	31.0%
3	Too cumbersome	165	24.6%
4	No appropriate candidates	143	21.3%
5	Candidates want to be paid	10	1.5%
6	Too small	63	9.4%
7	Other (indicate)	0	
Sysmiss		993	
<i>Warning: these figures indicate the number of cases found in the data file. They cannot be interpreted as summary statistics of the population of interest.</i>			
<b># D130B: What is the reason for not hosting interns</b>			
<b>Information</b>		[Type= discrete] [Format=numeric] [Range= 1-7] [Missing=*]	
<b>Statistics [NW/ W]</b>		[Valid=241 /-] [Invalid=1423 /-]	
<b>Value</b>	<b>Label</b>	<b>Cases</b>	<b>Percentage</b>
1	No need	16	6.6%
2	No capacities	30	12.4%

### # D130B: What is the reason for not hosting interns

Value	Label	Cases	Percentage
3	Too cumbersome	46	19.1%
4	No appropriate candidates	72	29.9%
5	Candidates want to be paid	16	6.6%
6	Too small	61	25.3%
7	Other (indicate)	0	
Sysmiss		1423	

*Warning: these figures indicate the number of cases found in the data file. They cannot be interpreted as summary statistics of the population of interest.*

### # D130S: Other (indicate)

**Information** [Type= discrete] [Format=character] [Missing=\*]

**Statistics [NW/ W]** [Valid=70 /-] [Invalid=0 /-]

Value	Label	Cases	Percentage
AHO BAKORERA NI KURE		1	1.4%
AKAZI KENSHI		1	1.4%
BABA MU CYARO		1	1.4%
BAJYA KURI TERRAIN		1	1.4%
BICA IBIKORESHO		1	1.4%
BITWARA IGIHE KININI		1	1.4%
DUKORERA MU CYARO		1	1.4%
IBIKORESHO BIKE		1	1.4%
IBYODUKORA		1	1.4%
IR KURWEGO RWOHASI		1	1.4%
KUBAHEMBA BYABAGORA		1	1.4%
NABANJE GUSABA STAGE		1	1.4%
NI MUCYARO		1	1.4%
NIBWO BAGITANGIRA		2	2.9%
NIBWO TUGIRANTIRA		1	1.4%
NIHO BIGITANGIRA		1	1.4%
NOT ABLE TO PAY		1	1.4%
NTA BUSHOBOZI		1	1.4%
NTA KIZERE YAMUGIRIR		1	1.4%
NTA MASHANYARA		1	1.4%

# D130S: Other (indicate)

Value	Label	Cases	Percentage
NTABABIDUSA		1	1.4%
NTABABISABA		4	5.7%
NTABAJYA BATUGANA		1	1.4%
NTABAKANDID BARAZA		1	1.4%
NTABAKIRIYA BAHARI		1	1.4%
NTABANTU BAHAGERA HA		1	1.4%
NTABARABIDU		1	1.4%
NTABARAZA		1	1.4%
NTABARAZA KUBISABA		1	1.4%
NTABASABA		1	1.4%
NTABATUNGAN		1	1.4%
NTABAZA KUBISABA		1	1.4%
NTABIGEZE BAHASABA		1	1.4%
NTABIGEZE BAZA		1	1.4%
NTABIMENYER		1	1.4%
NTABIMENYER AKAZI		1	1.4%
NTABO AJYA ABONA BAS		1	1.4%
NTABO TUBONA		2	2.9%
NTABO TURABONA[NT		1	1.4%
NTABO TWABONYE		1	1.4%
NTABUSHOBOZ		1	1.4%
NTABUSHOBOZ BWO		1	1.4%
NTABWO BABIDUSABA		1	1.4%
NTABWO BAJYA BAZA		1	1.4%
NTABWO HAZWI		1	1.4%
NTABWO NDAMARA IGIHE		1	1.4%
NTACO BABAHEMBA BAFI		1	1.4%
NTACYOBAMA		1	1.4%
NTAGIHE CYO KUBAKURI		1	1.4%

**# D130S: Other (indicate)**

Value	Label	Cases	Percentage
NTASHURI RYIGISH RES		1	1.4%
NTAWUZA KUBIBASABA		1	1.4%
NTAZIKO BIBAHO		1	1.4%
NTI TURATERIMBE		1	1.4%
NTIBABIKUNDA		1	1.4%
NTIBABONEKA		3	4.3%
NTIBATANGA CERTIFICA		1	1.4%
NTIHARAMENY		1	1.4%
NTOTUZI ICYO BADUFAS		1	1.4%
NUKATARI UMJYI UKMYE		1	1.4%
SINZI IBYABO		1	1.4%
TUZABITANGIR VUBA		1	1.4%
UBUMENYI NI BUKE		1	1.4%
UBUSHOBOZI BUKE		1	1.4%

*Warning: these figures indicate the number of cases found in the data file. They cannot be interpreted as summary statistics of the population of interest.*

**# E010: What was the major source of your start- up capital for your business?**

<b>Information</b>	[Type= discrete] [Format=numeric] [Range= 1-99] [Missing=*]
<b>Statistics [NW/ W]</b>	[Valid=1664 /-] [Invalid=0 /-]

Value	Label	Cases	Percentage
1	Own saving	1096	65.9%
2	Loans from friends/relatives	96	5.8%
3	Contributions from others	27	1.6%
4	Loans from commercial banks	193	11.6%
5	Informal money lenders	3	0.2%
6	Government lending agencies	10	0.6%
7	Micro finance institutions	40	2.4%
8	Public share issuing	82	4.9%
9	Inheritance	43	2.6%
10	Other (specify)	51	3.1%
11	Don't know	20	1.2%
99	Missing Value	3	0.2%

*Warning: these figures indicate the number of cases found in the data file. They cannot be interpreted as summary statistics of the population of interest.*

**# E010S: Other-Specify**

<b>Information</b>	[Type= discrete] [Format=character] [Missing=*]
<b>Statistics [NW/ W]</b>	[Valid=11 /-] [Invalid=0 /-]

### # E010S: Other-Specify

Value	Label	Cases	Percentage
0		1	9.1%
2		1	9.1%
3		2	18.2%
IBISHYIMBO		1	9.1%
IMPANO Y'UMUVAN		1	9.1%
IMPANO YINSHUTI		1	9.1%
MU BUHINZI		1	9.1%
NI ABANTU 2 BFT		1	9.1%
UBWIZIGAME		1	9.1%
W'UMURYANGU		1	9.1%

Warning: these figures indicate the number of cases found in the data file. They cannot be interpreted as summary statistics of the population of interest.

### # E020: If own saving, what was the major source?

<b>Information</b>	[Type= discrete] [Format=numeric] [Range= 1-9] [Missing=*]
<b>Statistics [NW/ W]</b>	[Valid=1096 /-] [Invalid=568 /-]

Value	Label	Cases	Percentage
1	Previous employment public sector	88	8.0%
2	Previous employment in private sector	317	28.9%
3	Sale of farm products	577	52.6%
4	Sale of assets (cattle, property)	87	7.9%
5	Other (specify)	24	2.2%
9	Missing value	3	0.3%
Sysmiss		568	

Warning: these figures indicate the number of cases found in the data file. They cannot be interpreted as summary statistics of the population of interest.

### # E020S: Other-specify

<b>Information</b>	[Type= discrete] [Format=character] [Missing=*]
<b>Statistics [NW/ W]</b>	[Valid=25 /-] [Invalid=0 /-]

Value	Label	Cases	Percentage
3		1	4.0%
AKAZI KANOZE		1	4.0%
AKAZI KO MURUGO		1	4.0%
AKAZI NAKOZE MU		1	4.0%
AYO MU BIMINA		1	4.0%
AYO UMUYOBOZI Y		1	4.0%
AYO YAHawe N'UM		1	4.0%
GUTOMBORON		1	4.0%
IBIMINA		1	4.0%
IKIMINA		1	4.0%

**# E020S: Other-specify**

Value	Label	Cases	Percentage
IMPANO		1	4.0%
INZU BAKODESHGA		1	4.0%
KUBUNDI BUCURUZ		1	4.0%
KWIGISHA ICYONG		1	4.0%
KWIKORERA		1	4.0%
MU BUHINZI		2	8.0%
MU BUKODE		1	4.0%
MU BWOROZI		1	4.0%
MU KAZI YIKORER		1	4.0%
UBUCURUZI		1	4.0%
UBUHINZI		1	4.0%
YAHAWAWE N'UMUG		1	4.0%
YASHOYE AMASAKA		1	4.0%
YIKORERAGA		1	4.0%

Warning: these figures indicate the number of cases found in the data file. They cannot be interpreted as summary statistics of the population of interest.

**# E030: Have you ever applied for a loan from a bank or another financial institution?**

<b>Information</b>	[Type= discrete] [Format=numeric] [Range= 1-9] [Missing=*]		
<b>Statistics [NW/ W]</b>	[Valid=1664 /-] [Invalid=0 /-]		
Value	Label	Cases	Percentage
1	Yes	793	47.7%
2	No	868	52.2%
9	Missing Value	3	0.2%

Warning: these figures indicate the number of cases found in the data file. They cannot be interpreted as summary statistics of the population of interest.

**# E031A: No need**

<b>Information</b>	[Type= discrete] [Format=numeric] [Range= 1-9] [Missing=*]		
<b>Statistics [NW/ W]</b>	[Valid=868 /-] [Invalid=796 /-]		
Value	Label	Cases	Percentage
1	Yes	385	44.4%
2	No	478	55.1%
9	Missing Value	5	0.6%
Sysmiss		796	

Warning: these figures indicate the number of cases found in the data file. They cannot be interpreted as summary statistics of the population of interest.

**# E031B: No guarantee**

<b>Information</b>	[Type= discrete] [Format=numeric] [Range= 1-9] [Missing=*]		
<b>Statistics [NW/ W]</b>	[Valid=868 /-] [Invalid=796 /-]		
Value	Label	Cases	Percentage
1	Yes	359	41.4%
2	No	504	58.1%
9	Missing Value	5	0.6%









<b># E031B: No guarantee</b>			
<b>Value</b>	<b>Label</b>	<b>Cases</b>	<b>Percentage</b>
Sysmiss		796	
<i>Warning: these figures indicate the number of cases found in the data file. They cannot be interpreted as summary statistics of the population of interest.</i>			
<b># E031C: Long procedures</b>			
<b>Information</b>	[Type= discrete] [Format=numeric] [Range= 1-9] [Missing=*]		
<b>Statistics [NW/ W]</b>	[Valid=868 /-] [Invalid=796 /-]		
<b>Value</b>	<b>Label</b>	<b>Cases</b>	<b>Percentage</b>
1	Yes	335	38.6%
2	No	528	60.8%
9	Missing Value	5	0.6%
Sysmiss		796	
<i>Warning: these figures indicate the number of cases found in the data file. They cannot be interpreted as summary statistics of the population of interest.</i>			
<b># E031D: High interest rate</b>			
<b>Information</b>	[Type= discrete] [Format=numeric] [Range= 1-9] [Missing=*]		
<b>Statistics [NW/ W]</b>	[Valid=868 /-] [Invalid=796 /-]		
<b>Value</b>	<b>Label</b>	<b>Cases</b>	<b>Percentage</b>
1	Yes	263	30.3%
2	No	600	69.1%
9	Missing Value	5	0.6%
Sysmiss		796	
<i>Warning: these figures indicate the number of cases found in the data file. They cannot be interpreted as summary statistics of the population of interest.</i>			
<b># E031E: Lack of information</b>			
<b>Information</b>	[Type= discrete] [Format=numeric] [Range= 1-9] [Missing=*]		
<b>Statistics [NW/ W]</b>	[Valid=868 /-] [Invalid=796 /-]		
<b>Value</b>	<b>Label</b>	<b>Cases</b>	<b>Percentage</b>
1	Yes	139	16.0%
2	No	724	83.4%
9	Missing Value	5	0.6%
Sysmiss		796	
<i>Warning: these figures indicate the number of cases found in the data file. They cannot be interpreted as summary statistics of the population of interest.</i>			
<b># E031F: Fear of risks</b>			
<b>Information</b>	[Type= discrete] [Format=numeric] [Range= 1-9] [Missing=*]		
<b>Statistics [NW/ W]</b>	[Valid=868 /-] [Invalid=796 /-]		
<b>Value</b>	<b>Label</b>	<b>Cases</b>	<b>Percentage</b>
1	Yes	329	37.9%
2	No	534	61.5%
9	Missing Value	5	0.6%
Sysmiss		796	
<i>Warning: these figures indicate the number of cases found in the data file. They cannot be interpreted as summary statistics of the population of interest.</i>			
<b># E031G: Other(specify)</b>			
<b>Information</b>	[Type= discrete] [Format=numeric] [Range= 1-9] [Missing=*]		
<b>Statistics [NW/ W]</b>	[Valid=868 /-] [Invalid=796 /-]		

<b># E031G: Other(specify)</b>			
Value	Label	Cases	Percentage
1	Yes	19	2.2%
2	No	843	97.1%
9	Missing Value	6	0.7%
Sysmiss		796	
<i>Warning: these figures indicate the number of cases found in the data file. They cannot be interpreted as summary statistics of the population of interest.</i>			
<b># E031H: Other(specify)</b>			
<b>Information</b>	[Type= discrete] [Format=character] [Missing=*]		
<b>Statistics [NW/ W]</b>	[Valid=20 /-] [Invalid=0 /-]		
Value	Label	Cases	Percentage
3		1	5.0%
AKAZI NI GAKE		1	5.0%
ARABITEGANY		1	5.0%
BARACYIGA UMUSH		1	5.0%
GUTEGURA UMUSHI		1	5.0%
KUTABONA ISOKO		1	5.0%
NARI NTARABONA		1	5.0%
NDABITEGANY NI		1	5.0%
NIBA YUNGUKA		1	5.0%
NTA BUZIMA GATO		1	5.0%
NTA COMPTE AGIR		1	5.0%
NTA COMPTE BANQ		1	5.0%
NTABIZI		1	5.0%
NTABUZIMAGA		1	5.0%
NTABWUMVIK.		1	5.0%
NTIKENEWE		1	5.0%
SINDABITEGAN		1	5.0%
SINDIGA UMUSHIN		1	5.0%
TUZAYISABA TUMA		1	5.0%
YANGA UMWISHYUZ		1	5.0%
<i>Warning: these figures indicate the number of cases found in the data file. They cannot be interpreted as summary statistics of the population of interest.</i>			
<b># E032: Have you received a loan from a bank or another financial institution?</b>			
<b>Information</b>	[Type= discrete] [Format=numeric] [Range= 1-9] [Missing=*]		
<b>Statistics [NW/ W]</b>	[Valid=796 /-] [Invalid=868 /-]		
Value	Label	Cases	Percentage
1	Yes	697	87.6%

<b># E032: Have you received a loan from a bank or another financial institution?</b>			
Value	Label	Cases	Percentage
2	No	99	12.4%
9	Missing Value	0	
Sysmiss		868	
<i>Warning: these figures indicate the number of cases found in the data file. They cannot be interpreted as summary statistics of the population of interest.</i>			
<b># E033: Why didn't you receive the loan you applied for?</b>			
<b>Information</b>	[Type= discrete] [Format=numeric] [Range= 1-9] [Missing=*]		
<b>Statistics [NW/ W]</b>	[Valid=99 /-] [Invalid=1565 /-]		
Value	Label	Cases	Percentage
1	Poor/No business plan	13	13.1%
2	No guarantee/Insufficient guarantee	19	19.2%
3	Lack of start_up fund	5	5.1%
4	No feedback from the bank	44	44.4%
5	Other	15	15.2%
9	Missing Value	3	3.0%
Sysmiss		1565	
<i>Warning: these figures indicate the number of cases found in the data file. They cannot be interpreted as summary statistics of the population of interest.</i>			
<b># E040: What is the average annually gross income that you are receiving from your establishm in 2010?</b>			
<b>Information</b>	[Type= continuous] [Format=numeric] [Range= 6000-25000000] [Missing=*/99999999]		
<b>Statistics [NW/ W]</b>	[Valid=1232 /-] [Invalid=432 /-] [Mean=856225.1 /-] [StdDev=1837183.983 /-]		
Value	Label	Cases	Percentage
99999999	Not stated	432	
<i>Warning: these figures indicate the number of cases found in the data file. They cannot be interpreted as summary statistics of the population of interest.</i>			
<b># F010: Number of Permanent employees at 30 september 2011received wages anda salaries</b>			
<b>Information</b>	[Type= continuous] [Format=numeric] [Range= 0-204] [Missing=*/999]		
<b>Statistics [NW/ W]</b>	[Valid=1646 /-] [Invalid=18 /-] [Mean=2.305 /-] [StdDev=6.178 /-]		
<b># F010D: Number of permanent employees received bonus</b>			
<b>Information</b>	[Type= continuous] [Format=numeric] [Range= 0-32] [Missing=*/999]		
<b>Statistics [NW/ W]</b>	[Valid=1629 /-] [Invalid=35 /-] [Mean=0.192 /-] [StdDev=1.242 /-]		
<b># F010G: Number of permanent employees received allowances</b>			
<b>Information</b>	[Type= continuous] [Format=numeric] [Range= 0-30] [Missing=*/999]		
<b>Statistics [NW/ W]</b>	[Valid=1628 /-] [Invalid=36 /-] [Mean=0.23 /-] [StdDev=1.181 /-]		
<b># F01B: Number of permanent employees received social security contribution</b>			
<b>Information</b>	[Type= continuous] [Format=numeric] [Range= 0-30] [Missing=*/999]		
<b>Statistics [NW/ W]</b>	[Valid=1628 /-] [Invalid=36 /-] [Mean=0.149 /-] [StdDev=1.117 /-]		
<b># F010N: Number of permanent employees received training</b>			
<b>Information</b>	[Type= continuous] [Format=numeric] [Range= 0-30] [Missing=*/999]		
<b>Statistics [NW/ W]</b>	[Valid=1628 /-] [Invalid=36 /-] [Mean=0.115 /-] [StdDev=0.889 /-]		
<b># F010Q: Number of permanent employees received other benefits</b>			
<b>Information</b>	[Type= continuous] [Format=numeric] [Range= 0-30] [Missing=*/999]		
<b>Statistics [NW/ W]</b>	[Valid=1628 /-] [Invalid=36 /-] [Mean=0.231 /-] [StdDev=1.133 /-]		

<b># F010A: Wages and salaries for permanent</b>			
<b>Information</b>	[Type= continuous] [Format=numeric] [Range= 0-6120000] [Missing=*/99999999]		
<b>Statistics [NW/ W]</b>	[Valid=1572 /-] [Invalid=92 /-] [Mean=60103.148 /-] [StdDev=189564.654 /-]		
<b># F010E: Amount paid of Bonus to Permanant</b>			
<b>Information</b>	[Type= continuous] [Format=numeric] [Range= 0-310000] [Missing=*/99999999]		
<b>Statistics [NW/ W]</b>	[Valid=1563 /-] [Invalid=101 /-] [Mean=836.084 /-] [StdDev=11530.325 /-]		
<b># F010H: Amount paid of allowances to Permanant</b>			
<b>Information</b>	[Type= continuous] [Format=numeric] [Range= 0-230000] [Missing=*/99999999]		
<b>Statistics [NW/ W]</b>	[Valid=1561 /-] [Invalid=103 /-] [Mean=1720.948 /-] [StdDev=11576.049 /-]		
<b># F010K: Amount paid of social security contribution to Permanant</b>			
<b>Information</b>	[Type= continuous] [Format=numeric] [Range= 0-324149] [Missing=*/99999999]		
<b>Statistics [NW/ W]</b>	[Valid=1558 /-] [Invalid=106 /-] [Mean=335.442 /-] [StdDev=8551.416 /-]		
<b># F010O: Amount paid for training contribution to Permanant</b>			
<b>Information</b>	[Type= continuous] [Format=numeric] [Range= 0-9000] [Missing=*/99999999]		
<b>Statistics [NW/ W]</b>	[Valid=1560 /-] [Invalid=104 /-] [Mean=8.974 /-] [StdDev=260.599 /-]		
<b># F010R: Amount paid for other benefits to Permanant</b>			
<b>Information</b>	[Type= continuous] [Format=numeric] [Range= 0-200000] [Missing=*/99999999]		
<b>Statistics [NW/ W]</b>	[Valid=1563 /-] [Invalid=101 /-] [Mean=1702.047 /-] [StdDev=11490.731 /-]		
<b># Tot_perm: Total paid to permanent</b>			
<b>Information</b>	[Type= continuous] [Format=numeric] [Range= 0-6140000] [Missing=*		
<b>Statistics [NW/ W]</b>	[Valid=1625 /-] [Invalid=39 /-] [Mean=62567.55 /-] [StdDev=189917.299 /-]		
<b># F010B: Number of temporally/casual employees receive wages and salaries</b>			
<b>Information</b>	[Type= continuous] [Format=numeric] [Range= 0-100] [Missing=*/999]		
<b>Statistics [NW/ W]</b>	[Valid=1630 /-] [Invalid=34 /-] [Mean=0.34 /-] [StdDev=3.305 /-]		
<b># F01A: Number of temporally/casual employees received bonus</b>			
<b>Information</b>	[Type= discrete] [Format=numeric] [Range= 0-8] [Missing=*/999]		
<b>Statistics [NW/ W]</b>	[Valid=1626 /-] [Invalid=38 /-] [Mean=0.0129 /-] [StdDev=0.251 /-]		
<b>Value</b>	<b>Label</b>	<b>Cases</b>	<b>Percentage</b>
0		1619	99.6%
1		3	0.2%
2		1	0.1%
4		2	0.1%
8		1	0.1%
999		38	
<i>Warning: these figures indicate the number of cases found in the data file. They cannot be interpreted as summary statistics of the population of interest.</i>			
<b># F010I: Number of temporally/casual employees received allowances</b>			
<b>Information</b>	[Type= discrete] [Format=numeric] [Range= 0-8] [Missing=*/999]		
<b>Statistics [NW/ W]</b>	[Valid=1626 /-] [Invalid=38 /-] [Mean=0.0123 /-] [StdDev=0.24 /-]		
<b>Value</b>	<b>Label</b>	<b>Cases</b>	<b>Percentage</b>
0		1619	99.6%
1		2	0.1%

<b># F010I: Number of temporally/casual employees received allowances</b>			
Value	Label	Cases	Percentage
2		3	0.2%
4		1	0.1%
8		1	0.1%
999		38	
<i>Warning: these figures indicate the number of cases found in the data file. They cannot be interpreted as summary statistics of the population of interest.</i>			
<b># F010L: Number of temporally/casual employees received social security contribution</b>			
<b>Information</b>	[Type= discrete] [Format=numeric] [Range= 0-0] [Missing=*/999]		
<b>Statistics [NW/ W]</b>	[Valid=1626 /-] [Invalid=38 /-] [Mean=0 /-] [StdDev=0 /-]		
Value	Label	Cases	Percentage
0		1626	100.0%
999		38	
<i>Warning: these figures indicate the number of cases found in the data file. They cannot be interpreted as summary statistics of the population of interest.</i>			
<b># F010C: Number of temporally/casual employees received training</b>			
<b>Information</b>	[Type= discrete] [Format=numeric] [Range= 0-0] [Missing=*/999]		
<b>Statistics [NW/ W]</b>	[Valid=1626 /-] [Invalid=38 /-] [Mean=0 /-] [StdDev=0 /-]		
Value	Label	Cases	Percentage
0		1626	100.0%
999		38	
<i>Warning: these figures indicate the number of cases found in the data file. They cannot be interpreted as summary statistics of the population of interest.</i>			
<b># F010S: Number of temporally/casual employees received other benefits</b>			
<b>Information</b>	[Type= continuous] [Format=numeric] [Range= 0-105] [Missing=*/999]		
<b>Statistics [NW/ W]</b>	[Valid=1626 /-] [Invalid=38 /-] [Mean=0.0763 /-] [StdDev=2.614 /-]		
<b># F010C: Wage and salaries including over time for temporally/casual</b>			
<b>Information</b>	[Type= continuous] [Format=numeric] [Range= 0-1200000] [Missing=*/99999999]		
<b>Statistics [NW/ W]</b>	[Valid=1626 /-] [Invalid=38 /-] [Mean=3414.699 /-] [StdDev=33780.656 /-]		
<b># F010F: Amount paid of Bonus to temporally/casual</b>			
<b>Information</b>	[Type= continuous] [Format=numeric] [Range= 0-84000] [Missing=*/99999999]		
<b>Statistics [NW/ W]</b>	[Valid=1623 /-] [Invalid=41 /-] [Mean=58.78 /-] [StdDev=2098.704 /-]		

<b># F010J: Amount paid of allowances to temporally/casual</b>			
<b>Information</b>	[Type= continuous] [Format=numeric] [Range= 0-60000] [Missing=*/99999999]		
<b>Statistics [NW/ W]</b>	[Valid=1621 /-] [Invalid=43 /-] [Mean=51.82 /-] [StdDev=1604.709 /-]		
<b># F010M: Amount paid of social security contribution to temporally/casual</b>			
<b>Information</b>	[Type= discrete] [Format=numeric] [Range= 0-0] [Missing=*/99999999]		
<b>Statistics [NW/ W]</b>	[Valid=1626 /-] [Invalid=38 /-] [Mean=0 /-] [StdDev=0 /-]		
Value	Label	Cases	Percentage
0		1626	 100.0%
99999999		38	
<i>Warning: these figures indicate the number of cases found in the data file. They cannot be interpreted as summary statistics of the population of interest.</i>			
<b># F010P: Amount paid for training contribution to temporally/casual</b>			
<b>Information</b>	[Type= discrete] [Format=numeric] [Range= 0-0] [Missing=*/99999999]		
<b>Statistics [NW/ W]</b>	[Valid=1626 /-] [Invalid=38 /-] [Mean=0 /-] [StdDev=0 /-]		
Value	Label	Cases	Percentage
0		1626	 100.0%
99999999		38	
<i>Warning: these figures indicate the number of cases found in the data file. They cannot be interpreted as summary statistics of the population of interest.</i>			
<b># F010T: Amount paid for other benefits to temporally/casual</b>			
<b>Information</b>	[Type= continuous] [Format=numeric] [Range= 0-420000] [Missing=*/99999999]		
<b>Statistics [NW/ W]</b>	[Valid=1621 /-] [Invalid=43 /-] [Mean=269.463 /-] [StdDev=10438.226 /-]		
<b># expend_temp: Labour expenditure on temporally</b>			
<b>Information</b>	[Type= continuous] [Format=numeric] [Range= 0-1200000] [Missing=*/99999999]		
<b>Statistics [NW/ W]</b>	[Valid=1630 /-] [Invalid=34 /-] [Mean=3784.356 /-] [StdDev=37336.179 /-]		
<b># F20: Can any of your product (good or service) be exported to EAC or Word market?</b>			
<b>Information</b>	[Type= discrete] [Format=numeric] [Range= 1-2] [Missing=*/9]		
<b>Statistics [NW/ W]</b>	[Valid=1662 /-] [Invalid=2 /-]		
Value	Label	Cases	Percentage
1	Yes	123	 7.4%
2	No	1539	 92.6%
9	Missing Value	0	
Sysmiss		2	
<i>Warning: these figures indicate the number of cases found in the data file. They cannot be interpreted as summary statistics of the population of interest.</i>			
<b># Exp_2011: Exportation in 2011</b>			
<b>Information</b>	[Type= discrete] [Format=numeric] [Range= 1-2] [Missing=*/9]		
<b>Statistics [NW/ W]</b>	[Valid=123 /-] [Invalid=1541 /-]		
Value	Label	Cases	Percentage
1	Yes	23	 18.7%
2	No	100	 81.3%
Sysmiss		1541	
<i>Warning: these figures indicate the number of cases found in the data file. They cannot be interpreted as summary statistics of the population of interest.</i>			
<b># F030: YES to EAC market</b>			
<b>Information</b>	[Type= discrete] [Format=numeric] [Range= 1-2] [Missing=*/9]		

<b># F030: YES to EAC market</b>			
<b>Statistics [NW/ W]</b>		[Valid=123 /-] [Invalid=1541 /-]	
<b>Value</b>	<b>Label</b>	<b>Cases</b>	<b>Percentage</b>
1	Yes	19	15.4%
2	No	104	84.6%
9	Missing Value	0	
Sysmiss		1541	
<i>Warning: these figures indicate the number of cases found in the data file. They cannot be interpreted as summary statistics of the population of interest.</i>			
<b># F030A: YES to Other African market</b>			
<b>Information</b>		[Type= discrete] [Format=numeric] [Range= 1-2] [Missing=* /9]	
<b>Statistics [NW/ W]</b>		[Valid=123 /-] [Invalid=1541 /-]	
<b>Value</b>	<b>Label</b>	<b>Cases</b>	<b>Percentage</b>
1	Yes	8	6.5%
2	No	115	93.5%
9	Missing Value	0	
Sysmiss		1541	
<i>Warning: these figures indicate the number of cases found in the data file. They cannot be interpreted as summary statistics of the population of interest.</i>			
<b># F030B: YES, out side of Africa</b>			
<b>Information</b>		[Type= discrete] [Format=numeric] [Range= 1-2] [Missing=* /9]	
<b>Statistics [NW/ W]</b>		[Valid=123 /-] [Invalid=1541 /-]	
<b>Value</b>	<b>Label</b>	<b>Cases</b>	<b>Percentage</b>
1	Yes	5	4.1%
2	No	118	95.9%
9	Missing Value	0	
Sysmiss		1541	
<i>Warning: these figures indicate the number of cases found in the data file. They cannot be interpreted as summary statistics of the population of interest.</i>			
<b># Exp_B_2011: Exportation before 2011</b>			
<b>Information</b>		[Type= discrete] [Format=numeric] [Range= 1-2] [Missing=*]	
<b>Statistics [NW/ W]</b>		[Valid=123 /-] [Invalid=1541 /-]	
<b>Value</b>	<b>Label</b>	<b>Cases</b>	<b>Percentage</b>
1	Yes	15	12.2%
2	No	108	87.8%
Sysmiss		1541	
<i>Warning: these figures indicate the number of cases found in the data file. They cannot be interpreted as summary statistics of the population of interest.</i>			
<b># F040: YES to EAC market</b>			
<b>Information</b>		[Type= discrete] [Format=numeric] [Range= 1-2] [Missing=* /9]	
<b>Statistics [NW/ W]</b>		[Valid=123 /-] [Invalid=1541 /-]	
<b>Value</b>	<b>Label</b>	<b>Cases</b>	<b>Percentage</b>
1	Yes	10	8.1%
2	No	113	91.9%
9	Missing Value	0	
Sysmiss		1541	
<i>Warning: these figures indicate the number of cases found in the data file. They cannot be interpreted as summary statistics of the population of interest.</i>			

<b># F040A: YES to Other African market</b>			
<b>Information</b>	[Type= discrete] [Format=numeric] [Range= 1-2] [Missing=* /9]		
<b>Statistics [NW/ W]</b>	[Valid=123 /-] [Invalid=1541 /-]		
<b>Value</b>	<b>Label</b>	<b>Cases</b>	<b>Percentage</b>
1	Yes	6	4.9%
2	No	117	95.1%
9	Missing Value	0	
Sysmiss		1541	
<i>Warning: these figures indicate the number of cases found in the data file. They cannot be interpreted as summary statistics of the population of interest.</i>			
<b># F040B: YES, out side of Africa</b>			
<b>Information</b>	[Type= discrete] [Format=numeric] [Range= 1-2] [Missing=* /9]		
<b>Statistics [NW/ W]</b>	[Valid=123 /-] [Invalid=1541 /-]		
<b>Value</b>	<b>Label</b>	<b>Cases</b>	<b>Percentage</b>
1	Yes	5	4.1%
2	No	118	95.9%
9	Missing Value	0	
Sysmiss		1541	
<i>Warning: these figures indicate the number of cases found in the data file. They cannot be interpreted as summary statistics of the population of interest.</i>			
<b># Exp_F: Exportation in the future</b>			
<b>Information</b>	[Type= discrete] [Format=numeric] [Range= 1-2] [Missing=*]		
<b>Statistics [NW/ W]</b>	[Valid=123 /-] [Invalid=1541 /-]		
<b>Value</b>	<b>Label</b>	<b>Cases</b>	<b>Percentage</b>
1	Yes	52	42.3%
2	No	71	57.7%
9	Missing Value	0	
Sysmiss		1541	
<i>Warning: these figures indicate the number of cases found in the data file. They cannot be interpreted as summary statistics of the population of interest.</i>			
<b># F050A: YES to EAC market</b>			
<b>Information</b>	[Type= discrete] [Format=numeric] [Range= 1-2] [Missing=* /9]		
<b>Statistics [NW/ W]</b>	[Valid=123 /-] [Invalid=1541 /-]		
<b>Value</b>	<b>Label</b>	<b>Cases</b>	<b>Percentage</b>
1	Yes	48	39.0%
2	No	75	61.0%
9	Missing Value	0	
Sysmiss		1541	
<i>Warning: these figures indicate the number of cases found in the data file. They cannot be interpreted as summary statistics of the population of interest.</i>			
<b># F050B: YES to Other African market</b>			
<b>Information</b>	[Type= discrete] [Format=numeric] [Range= 1-2] [Missing=* /9]		
<b>Statistics [NW/ W]</b>	[Valid=123 /-] [Invalid=1541 /-]		
<b>Value</b>	<b>Label</b>	<b>Cases</b>	<b>Percentage</b>
1	Yes	23	18.7%
2	No	100	81.3%
9	Missing Value	0	
Sysmiss		1541	
<i>Warning: these figures indicate the number of cases found in the data file. They cannot be interpreted as summary statistics of the population of interest.</i>			



<b># F050C: YES, out side of Africa</b>			
<b>Information</b>		[Type= discrete] [Format=numeric] [Range= 1-2] [Missing=*/9]	
<b>Statistics [NW/ W]</b>		[Valid=123 /-] [Invalid=1541 /-]	
<b>Value</b>	<b>Label</b>	<b>Cases</b>	<b>Percentage</b>
1	Yes	17	13.8%
2	No	106	86.2%
9	Missing Value	0	
Sysmiss		1541	
<i>Warning: these figures indicate the number of cases found in the data file. They cannot be interpreted as summary statistics of the population of interest.</i>			
<b># F060: What are the major sources of funding for this institution?</b>			
<b>Information</b>		[Type= discrete] [Format=numeric] [Range= 1-99] [Missing=*]	
<b>Statistics [NW/ W]</b>		[Valid=1664 /-] [Invalid=0 /-]	
<b>Value</b>	<b>Label</b>	<b>Cases</b>	<b>Percentage</b>
1	Government/National budget	0	
2	(International.)Donors	10	0.6%
3	Shareholders	6	0.4%
4	Financial Institutions	34	2.0%
5	Faith-based organizations/charities	5	0.3%
6	Payments by beneficiaries	133	8.0%
7	Selling of output / services	1447	87.0%
8	Membership contribution fees	13	0.8%
9	Others (specify)	11	0.7%
99	Not stated	5	0.3%
<i>Warning: these figures indicate the number of cases found in the data file. They cannot be interpreted as summary statistics of the population of interest.</i>			
<b># F060S: Other-Specify</b>			
<b>Information</b>		[Type= discrete] [Format=character] [Missing=*]	
<b>Statistics [NW/ W]</b>		[Valid=9 /-] [Invalid=0 /-]	
<b>Value</b>	<b>Label</b>	<b>Cases</b>	<b>Percentage</b>
AMAFARANGA YE		1	11.1%
GUCURUZA AMASABUNE		1	11.1%
INYUNGU ZIBICURUZZA		1	11.1%
KUGURISHA IBICURUZZA		1	11.1%
MU BUHINZI BW'IKAWA		1	11.1%
MU GUCURUZA		1	11.1%
MUBUHINZI BWONYINE		1	11.1%
UBUHINZI		1	11.1%
UBUHUNZI		1	11.1%
<i>Warning: these figures indicate the number of cases found in the data file. They cannot be interpreted as summary statistics of the population of interest.</i>			
<b># FFA: 1st Low skilled</b>			
<b>Information</b>		[Type= discrete] [Format=numeric] [Range= 1-9] [Missing=*]	

<b># FFA: 1st Low skilled</b>			
<b>Statistics [NW/ W]</b>		[Valid=1664 /-] [Invalid=0 /-]	
<b>Value</b>	<b>Label</b>	<b>Cases</b>	<b>Percentage</b>
1	Media advertisements	11	0.7%
2	Own webpage/ Internet	4	0.2%
3	LMIS/Registration systems	0	
4	Job agents / bureaus	4	0.2%
5	Friends/relatives	1277	76.7%
6	Training institution	10	0.6%
7	Other(specify)	327	19.7%
9	Missing Value	31	1.9%
<i>Warning: these figures indicate the number of cases found in the data file. They cannot be interpreted as summary statistics of the population of interest.</i>			
<b># FFB: 1st High and middle skilled</b>			
<b>Information</b>		[Type= discrete] [Format=numeric] [Range= 1-99] [Missing=*]	
<b>Statistics [NW/ W]</b>		[Valid=1664 /-] [Invalid=0 /-]	
<b>Value</b>	<b>Label</b>	<b>Cases</b>	<b>Percentage</b>
1	Media advertisements	10	0.6%
2	Own webpage/ Internet	2	0.1%
3	LMIS/Registration systems	1	0.1%
4	Job agents / bureaus	1	0.1%
5	Friends/relatives	223	13.4%
6	Training institution	6	0.4%
7	Other(specify)	0	
9	Missing Value	0	
99	Not applicable	1421	85.4%
<i>Warning: these figures indicate the number of cases found in the data file. They cannot be interpreted as summary statistics of the population of interest.</i>			
<b># FFC: 2nd Low skilled</b>			
<b>Information</b>		[Type= discrete] [Format=numeric] [Range= 1-9] [Missing=*]	
<b>Statistics [NW/ W]</b>		[Valid=119 /-] [Invalid=1545 /-]	
<b>Value</b>	<b>Label</b>	<b>Cases</b>	<b>Percentage</b>
1	Media advertisements	1	0.8%
2	Own webpage/ Internet	0	
3	LMIS/Registration systems	0	
4	Job agents / bureaus	0	
5	Friends/relatives	21	17.6%
6	Training institution	5	4.2%
7	Other(specify)	92	77.3%
9	Missing Value	0	
Sysmiss		1545	
<i>Warning: these figures indicate the number of cases found in the data file. They cannot be interpreted as summary statistics of the population of interest.</i>			
<b># FFD: 2nd High and middle skilled</b>			
<b>Information</b>		[Type= discrete] [Format=numeric] [Range= 1-9] [Missing=*]	
<b>Statistics [NW/ W]</b>		[Valid=90 /-] [Invalid=1574 /-]	
<b>Value</b>	<b>Label</b>	<b>Cases</b>	<b>Percentage</b>
1	Media advertisements	1	1.1%

<b># FFD: 2nd High and middle skilled</b>			
<b>Value</b>	<b>Label</b>	<b>Cases</b>	<b>Percentage</b>
2	Own webpage/ Internet	0	
3	LMIS/Registration systems	0	
4	Job agents / bureaus	0	
5	Friends/relatives	4	4.4%
6	Training institution	2	2.2%
7	Other(specify)	83	92.2%
9	Missing Value	0	
Sysmiss		1574	

*Warning: these figures indicate the number of cases found in the data file. They cannot be interpreted as summary statistics of the population of interest.*

<b># FFE: 3rd Low skilled</b>			
<b>Information</b>	[Type= discrete] [Format=numeric] [Range= 1-9] [Missing=*]		
<b>Statistics [NW/ W]</b>	[Valid=74 /-] [Invalid=1590 /-]		
<b>Value</b>	<b>Label</b>	<b>Cases</b>	<b>Percentage</b>
1	Media advertisements	0	
2	Own webpage/ Internet	0	
3	LMIS/Registration systems	0	
4	Job agents / bureaus	0	
5	Friends/relatives	0	
6	Training institution	0	
7	Other(specify)	74	100.0%
9	Missing Value	0	
Sysmiss		1590	

*Warning: these figures indicate the number of cases found in the data file. They cannot be interpreted as summary statistics of the population of interest.*

<b># FFF: 3 rd High and middle skilled</b>			
<b>Information</b>	[Type= discrete] [Format=numeric] [Range= 1-9] [Missing=*]		
<b>Statistics [NW/ W]</b>	[Valid=80 /-] [Invalid=1584 /-]		
<b>Value</b>	<b>Label</b>	<b>Cases</b>	<b>Percentage</b>
1	Media advertisements	0	
2	Own webpage/ Internet	0	
3	LMIS/Registration systems	0	
4	Job agents / bureaus	0	
5	Friends/relatives	1	1.2%
6	Training institution	1	1.2%
7	Other(specify)	78	97.5%
9	Missing Value	0	
Sysmiss		1584	

*Warning: these figures indicate the number of cases found in the data file. They cannot be interpreted as summary statistics of the population of interest.*

<b># FFG: Other Specify</b>			
<b>Information</b>	[Type= discrete] [Format=character] [Missing=*]		
<b>Statistics [NW/ W]</b>	[Valid=1104 /-] [Invalid=0 /-]		
<b>Value</b>	<b>Label</b>	<b>Cases</b>	<b>Percentage</b>
A2		1	0.1%

**# FFG: Other Specify**

Value	Label	Cases	Percentage
A2 KUJYA HEJURU NTAHOBAKENI		1	0.1%
A2 KUJYA HEJURU NTIKIBAKORES		1	0.1%
A2 KUJYA HEJURU NTITUBAKORE:		1	0.1%
A2 NO HEJURU IKIGO NTIKIBAKORE		1	0.1%
A2 NO HEJURU YABO IKIGO NIKIBA		1	0.1%
A2 NO HEJURU YAHU IKIGO NTIKIB		1	0.1%
A2 NO HEJURU YAHU NTIBAKENEWE		1	0.1%
A2 NO HEJURU YAHU NTITUBAKORE:		1	0.1%
A2 NO KUJYA HEJURU(NTIBIJ		1	0.1%
A2 NO KUJYANA HEJURU IKIGO NTI		1	0.1%
A2 NO KUJYANA HEJURU YAYO NTIT		1	0.1%
A2 NTABO AKORESHA		1	0.1%
A2 NTARAKORESE:		1	0.1%
A2NTABODUKE		1	0.1%
ABA MEMBRE BA COOP		1	0.1%
ABAHAKOZE STAGE		1	0.1%
ABAHEJURU YA A2 NTABO TUJYA DU		1	0.1%
ABARANGIJE KWIGA BARAZA TUKABO		1	0.1%
ABARI HEJURU YA A2		1	0.1%

**# FFG: Other Specify**

Value	Label	Cases	Percentage
ABAZA BAGASABA		1	0.1%
ABIMENYEREJE UMWUGA HANO		1	0.1%
ABO HEJURU YA A2 NTITUBAKORE:		1	0.1%
ABWIRA MADAMU WE AGAKORAMO		1	0.1%
AFATA MUBOYIYIGISE		1	0.1%
AKENERA ABATARENGE A2		1	0.1%
AKORANA N'UMUGORE WE		1	0.1%
AKORANA N'UMUGORE WE GUSA		1	0.1%
AKORANA NUMUGORE WE		1	0.1%
AKORESHA ABO YAHUGUYE		2	0.2%
AKORESHA ABO YIGISHIJE		1	0.1%
AMATANGAZO		1	0.1%
AMOTARA Y'ABANYAMUF		1	0.1%
ARABYIKORER WE N'UMUGORE WE		1	0.1%
ARAMWISHAKI WENYINE		1	0.1%
ARIKORERA		2	0.2%
ARIKORERA NTABAKOZI AKENERA		1	0.1%
ATANGWA N'UMURENGE		1	0.1%
BAFATA ABA STAGIAIRE		1	0.1%
BAKORERAMO ARI FAMILLE		1	0.1%
BAKORESHA ABO MU MURYANGO		1	0.1%
BAMENYEREYE UMWUGA		1	0.1%

# FFG: Other Specify

Value	Label	Cases	Percentage
BARAMWIGISH NYUMA BAKAMUHA AK		1	0.1%
BARICURIZA		1	0.1%
BARIKORERA		3	0.3%
BARIKORERA NTABANDI BAKORESHA		1	0.1%
BARIKORERA NTABWO DUKORASHA A2		1	0.1%
BARIKORERA WE NA MADAMU WE		1	0.1%
BARIKORERA,N BAKOZI BASHAKA		1	0.1%
BARISABIRA		2	0.2%
BARISABIRA/ NTABO		1	0.1%
BARIZANA		3	0.3%
BARIZANA BAGASABA BAGAHABWA		1	0.1%
BATANGA AMATANGAZO KUKIRIZIYA		1	0.1%
BATANGA ITANGAZO MU ISENGERO		1	0.1%
BAVA MUBO BAHUGUYE		1	0.1%
BAZA KUGASABA AHO BAKORERA		1	0.1%
BAZA KUKISABIRA		1	0.1%
BAza kutubaza		1	0.1%
BOSE NI ABANYAMURY		1	0.1%
FORMATION		1	0.1%
FROM ANOTHER SALOON		1	0.1%
GUHIOTAMO		1	0.1%
GUHITAMO ABAMENYEYE COOPERATIV		1	0.1%
GUHITAMO M'UBIGIHE GITO		1	0.1%

# FFG: Other Specify

Value	Label	Cases	Percentage
GUKORA NK'UMURYANC		2	0.2%
GUSHAKA ABAMENYERE' AKAZI		1	0.1%
GUSHAKA UMENYEREYE		3	0.3%
GUSHAKA UMUKOZI UMENYEREYE		2	0.2%
GUSHAKA UMUNTU UMENYEREYE AKAZ		1	0.1%
GUSHYIRA ITANGAZO KURI RESTAUR		1	0.1%
HAKORAMU UMUGORE N'UMUGABO		1	0.1%
IKIGO NTIKIBAKENER		1	0.1%
IKIGO NTIKIBAKORES		1	0.1%
INSHUTI NABAVANDIMV		1	0.1%
ITANGAZO KU MURENGE		1	0.1%
ITANGAZO KUMURENGE		1	0.1%
KOPREATIVE YABO IMUHA ABAKOZI		1	0.1%
KUBAKORESHA/ IGERAGEZA		1	0.1%
KUBASHAKAM		1	0.1%
KUBASHAKIRIZ AHO BAKORERA		1	0.1%
KUBAZA MUZINDI SALON		1	0.1%
KUJYA MUYANDI MA SALON		1	0.1%
KUMANIKA AMATANGAZO		1	0.1%
KUMANIKA AMATANGAZO		1	0.1%
KUMANIKA ITANGAZO AHO BAKORERA		1	0.1%

**# FFG: Other Specify**

Value	Label	Cases	Percentage
KUMENYANA N'ABANDI BACOIFFEUR		1	0.1%
KUMVA AHARI AKAZI		1	0.1%
MBASHAKIRA MUBO NIGISHIJE		1	0.1%
MUNSI YA A2 NTABO NKORESHA		1	0.1%
MUNSI YA A2 NTITUBAKORE:		1	0.1%
NABANDI BAKOZI BAKENEYE NTANU		1	0.1%
NABO MU MURYANGO DUKORESHA		1	0.1%
NDIKORERA		1	0.1%
NI ABO BIYIGISHIRIJE BIMENYERE		1	0.1%
NI UMUGABO NUMUGORE NTABAKOZI		1	0.1%
NI YA ABAJYANAMA B'UBUZIMA		1	0.1%
NITWE UBWACU TWIKORERA BYOSE		1	0.1%
NKORESHA ABABO MUMURYANGC ANGE		1	0.1%
NKORESHA ABANA BO MU RUGO		1	0.1%
NTA ABO AKORESHEJE		1	0.1%
NTA BABAKORESHA		1	0.1%
NTA BAFITE UBUMENYI >A2		1	0.1%
NTA BAKENEWE		2	0.2%
NTA BAKOZI AJYA ASHAKA		1	0.1%
NTA BAKOZI BAKENERA		1	0.1%
NTA BAKOZI BAKENEYE		3	0.3%



# FFG: Other Specify

Value	Label	Cases	Percentage
NTA BAKOZI BANDI BAKENERA		1	0.1%
NTA BAKOZI BASHAKA		2	0.2%
NTA BAKOZI BASHAKWA		1	0.1%
NTA BAKOZI DUSHAKA TURIKORERA		1	0.1%
NTA BAKOZI TUJYA DUKORESHA		1	0.1%
NTA BASKOZI YIGEZE ASHAKA		1	0.1%
NTA BIKORWA,KUB ARI BA NYIR		1	0.1%
NTA BKOZI BKRESHA BAFTE A2,>A2		1	0.1%
NTA BO AKORESHA		2	0.2%
NTA BO DUKORESHA		1	0.1%
NTA BO YIGEZE AKORESHA		1	0.1%
NTA BURYO AKORESHA		1	0.1%
NTA BURYO BWO GUSHAKA ABAKOZI		1	0.1%
NTA BUSHOBOZI BWO KUBAKORESHA		1	0.1%
NTA CLIENTELE		1	0.1%
NTA MUKOZI BAKORESHA		2	0.2%
NTA MUKOZI BAKORESHEJE		1	0.1%
NTA MUKOZI BARIGERA BAKORESHA		1	0.1%
NTABABAKENI		1	0.1%
NTABADUKENI		1	0.1%
NTABAFITE A2,>A2 AKORESHA		1	0.1%
NTABAFITE UBUMENYI BWO HEJURU		2	0.2%

# FFG: Other Specify

Value	Label	Cases	Percentage
NTABAHARI		1	0.1%
NTABAHAMBWA YIGEZE AKORESHA		1	0.1%
NTABAJYA BAKENERWA		1	0.1%
NTABAJYA BAKERERWA		1	0.1%
NTABAJYA BASHAKWA		2	0.2%
NTABAKENERWA		3	0.3%
NTABAKENERWA GUKORESHA		1	0.1%
NTABAKENERWA		3	0.3%
NTABAKENERWA		16	1.4%
NTABAKENERWA BAFITE UBUMENYI BW		1	0.1%
NTABAKENERWA KUBW'UBUSHO		1	0.1%
NTABAKENERWA ABANYAMWUC		1	0.1%
NTABAKENEYE		2	0.2%
NTABAKENEYE KUGEZA UBU		1	0.1%
NTABAKIRIYA BARASHAKWA		1	0.1%
NTABAKORESE		1	0.1%
NTABAKORESE		2	0.2%
NTABAKOZI		2	0.2%
NTABAKOZI AHEMBA		1	0.1%
NTABAKOZI AJYA ASHAKA		1	0.1%
NTABAKOZI AJYA ASHAKA AKORERSH		1	0.1%
NTABAKOZI BAHEMBWA ARASHAKA		1	0.1%
NTABAKOZI BAJYA BASHAKA		1	0.1%
NTABAKOZI BAKENERA		3	0.3%
NTABAKOZI BAKENEYE BAFITE UBUM		1	0.1%
NTABAKOZI BANDI BARIBASHAKA		1	0.1%

# FFG: Other Specify

Value	Label	Cases	Percentage
NTABAKOZI BARI BAKENEYE GUSHAK		1	0.1%
NTABAKOZI BASHAKA		1	0.1%
NTABAKOZI BOHANZE NIFAMLE GUS		1	0.1%
NTABAKOZI DUKENERA		1	0.1%
NTABAKOZI DUKENEYE		2	0.2%
NTABAKOZI DUKORESHA		1	0.1%
NTABAKOZI DUSHAKA		1	0.1%
NTABAKOZI DUSHAKA TURIKORERA U		1	0.1%
NTABANDA AKORESHA		1	0.1%
NTABANDI BAKOZI BAKORESHA		1	0.1%
NTABANDI TWAKENERA		1	0.1%
NTABARI HEJURU YA A2 BAKORESHA		1	0.1%
NTABARI HEJURU YA A2 NAKORESHE		1	0.1%
NTABARI HEJURU YA A2 YAKORESHE		1	0.1%
NTABIGEZE BASHAKA AKAZI		1	0.1%
NTABIKORWA		4	0.4%
NTABIZI		1	0.1%
NTABO		23	2.1%
NTABO NKENERA		1	0.1%
NTABO ADAKORESHA		3	0.3%
NTABO AFITE		1	0.1%
NTABO AGIRA		8	0.7%
NTABO AHA AKAZI		1	0.1%

# FFG: Other Specify

Value	Label	Cases	Percentage
NTABO AJYA AKENERA		2	0.2%
NTABO AJYA AKORESHA		3	0.3%
NTABO AJYA ASHAKA		2	0.2%
NTABO AKENERA		2	0.2%
NTABO AKENEYE		1	0.1%
NTABO AKORESHA		52	4.7%
NTABO AKORESHA BOHEJURU		1	0.1%
NTABO AKORESHA BARI HEJURU YA		1	0.1%
NTABO AKORESHA BO HEJURU YA A2		1	0.1%
NTABO AKORESHA KUJYA HEJURU		1	0.1%
NTABO AKORESHA,NT, YASHATS		1	0.1%
NTABO ARAKORESHA		6	0.5%
NTABO ARASHAKA		3	0.3%
NTABO ASHAKA		2	0.2%
NTABO BAFITE		5	0.5%
NTABO BAFITE BAKENERA		1	0.1%
NTABO BAGIRA		4	0.4%
NTABO BAGIRA ABARI HEJURU		1	0.1%
NTABO BAJE YABASHAKA		1	0.1%
NTABO BAJYA BAKENERA		2	0.2%
NTABO BAJYA BAKORESHA		4	0.4%
NTABO BAJYA BASHAKA		5	0.5%

# FFG: Other Specify

Value	Label	Cases	Percentage
NTABO BAJYABAKORE		2	0.2%
NTABO BAKENERA		9	0.8%
NTABO BAKENEYE		6	0.5%
NTABO BAKERERA		1	0.1%
NTABO BAKORESHA		42	3.8%
NTABO BAKORESHA BAFITE A2,>A2		2	0.2%
NTABO BAKORESHEJE		13	1.2%
NTABO BARAKORESHA		3	0.3%
NTABO BARASHAKA		2	0.2%
NTABO BASHAKA		9	0.8%
NTABO BASHATSE		1	0.1%
NTABO BIGERA BAKORESHA		1	0.1%
NTABO BIGEZE BAKORESHA		1	0.1%
NTABO BIGEZE DUKORESHA		1	0.1%
NTABO BIGIZE BAKORESHA		1	0.1%
NTABO BKRESHA B'UBMNYI BHANITS		1	0.1%
NTABO BUKORESHA		1	0.1%
NTABO DUCYENERA		1	0.1%
NTABO DUFITE		1	0.1%
NTABO DUKENERA		26	2.4%
NTABO DUKENERA GUKORESHA		3	0.3%
NTABO DUKENERA HANO		1	0.1%
NTABO DUKENERA(A2		1	0.1%

# FFG: Other Specify

Value	Label	Cases	Percentage
KUJYA KEJURU			
NTABO DUKENEYE		10	0.9%
NTABO DUKORERA		1	0.1%
NTABO DUKORESHA		74	6.7%
NTABO DUKORESHA MU KIGO CYACU		1	0.1%
NTABO DUSHAKA		11	1.0%
NTABO DUSHAKA GUKORESHA		1	0.1%
NTABO DUSHAKA TURIKORERA		1	0.1%
NTABO KORABYIKORE		1	0.1%
NTABO NAKORESHE		1	0.1%
NTABO NDAKORESHA		4	0.4%
NTABO NJYA NKENERA		1	0.1%
NTABO NJYA NKEREZA		1	0.1%
NTABO NJYA NKORESHA		1	0.1%
NTABO NKENERA		1	0.1%
NTABO NKENEYE		1	0.1%
NTABO NKORERA ARIKORERA		1	0.1%
NTABO NKORESHA		19	1.7%
NTABO NTEGANYA GUKORESHA		1	0.1%
NTABO TUGIRA		2	0.2%
NTABO TUJYA DUKENERA		7	0.6%
NTABO TUJYA DUKENERA GUKORESHA		1	0.1%
NTABO TUJYA DUKENEYE		1	0.1%
NTABO TUJYA DUKORESHA		10	0.9%

# FFG: Other Specify

Value	Label	Cases	Percentage
NTABO TUJYA DUSHAKA		8	0.7%
NTABO TUJYADUSHAK		1	0.1%
NTABO TURAKENERA		1	0.1%
NTABO TURAKORESHA		8	0.7%
NTABO TURASHAKA		2	0.2%
NTABO TUZAKENERA NGO TUBAKORES		1	0.1%
NTABO TUZAKORESHA		2	0.2%
NTABO TWAKORESHEJ		4	0.4%
NTABO TWARI TWAKENERA		2	0.2%
NTABO TWARI TWASHAKA		1	0.1%
NTABO TWASHATSE		1	0.1%
NTABO TWIGEZE DUKORESHA		1	0.1%
NTABO UBOFITE		1	0.1%
NTABO YAKORESHEJE		11	1.0%
NTABO YAKORESHEJE BARI HEJURU		1	0.1%
NTABO YASHATSE		1	0.1%
NTABO YIGEZE AKORESHA		7	0.6%
NTABO YIGEZE ASHAKA		5	0.5%
NTABO YKRESHEJE BAFITE A2,>A2		1	0.1%
NTABOBAJYAB		1	0.1%
NTABOBASHAK		2	0.2%
NTABOBIGEZE BASHAKA		1	0.1%
NTABODUKENI		2	0.2%
NTABODUKORI		2	0.2%
NTABODUSHAF		1	0.1%

# FFG: Other Specify

Value	Label	Cases	Percentage
NTABONDAKOL		1	0.1%
NTABONKENEFE		1	0.1%
NTABOTWAKO		1	0.1%
NTABOYAKORI		1	0.1%
NTABOYASHA1		1	0.1%
NTABOYIGEZE AKOREHA ARIKORERA		1	0.1%
NTABOYIGEZE AKORESHA		1	0.1%
NTABSKENEYE		1	0.1%
NTABWO		2	0.2%
NTABWO ABAKORESHA		1	0.1%
NTABWO AKORESHA		3	0.3%
NTABWO BAJYA BABAKORESHA		1	0.1%
NTABWO BAKENERA ABANDI BAKOZI		1	0.1%
NTABWO BAKENEWE		2	0.2%
NTABWO BAKORESHA		3	0.3%
NTABWO BAKORESHA ABIZE		1	0.1%
NTABWO BATEGANYA KUBAKORESHA		1	0.1%
NTABWO BIGEZE BASHAKA ABAKOZI		1	0.1%
NTABWO DUKORESHA		3	0.3%
NTABWO DUKORESHA ABA A2 CQ HEJ		1	0.1%
NTABWO DUKORESHA ABAFITE AMASH		1	0.1%
NTABWO DUKORESHA,TU		1	0.1%
NTABWO DUSHAKA ABAKOZI		1	0.1%
NTABWO MBAKENERA		1	0.1%



# FFG: Other Specify

Value	Label	Cases	Percentage
NTABWO MBAKENEYE		1	0.1%
NTABWO NKORESHA		2	0.2%
NTABWO TWARI TWABORESHA BOSE		1	0.1%
NTABWO TWASHAKAGA ABAKOZI		1	0.1%
NTABWO YIGEZE AKORESHA		1	0.1%
NTABWWO(NTI ABANTU BIZE		1	0.1%
NTABYO BASHAKA		1	0.1%
NTABYO DUKORESHA		1	0.1%
NTAGO BABAKORESHA		1	0.1%
NTAHO		1	0.1%
NTAHO BAKORESHA		1	0.1%
NTAJYA AKORESHA ABAFI HEJURUA2		1	0.1%
NTAKORESHWA		1	0.1%
NTAMUKENEYI		1	0.1%
NTAMUKOZI		1	0.1%
NTAMUKOZI AFITE		1	0.1%
NTAMUKOZI AKENEYE KANDI MUSHAK		1	0.1%
NTAMUKOZI NDASHAKA		1	0.1%
NTARABAKENE		1	0.1%
NTARAMUSHA		1	0.1%
NTAWE ARAKORESHA		1	0.1%
NTAWE ASHAKA AKORANA N'UMUGORE		1	0.1%
NTAWE NDASHAKA		1	0.1%
NTAWE TWIGEZE DUKENERA		1	0.1%

# FFG: Other Specify

Value	Label	Cases	Percentage
NTAWURAGEN NTAJYA AGENDA		1	0.1%
NTAYO AKENERA		1	0.1%
NTBO ARAKENERA GUSHAKA		1	0.1%
NTIBABAKENE		8	0.7%
NTIBABAKORE		9	0.8%
NTIBABAKORE		1	0.1%
NTIBAGENERW		1	0.1%
NTIBAGIRA UFITE UBUMENYI BWIZA		1	0.1%
NTIBAJYA BAKENERWA		2	0.2%
NTIBAKENERA		2	0.2%
NTIBAKENERA ABAKOZI		1	0.1%
NTIBAKENERW		19	1.7%
NTIBAKENERW HANO		1	0.1%
NTIBAKENEWE		42	3.8%
NTIBAKENEWE MU KIGO		1	0.1%
NTIBAKENEWE MU KIGO CYACU		1	0.1%
NTIBAKENEWE MURI IKI KIGO		1	0.1%
NTIBAKERWA		1	0.1%
NTIBAKORESHI		1	0.1%
NTIBAKORESHI		1	0.1%
NTIBAKORESHI		74	6.7%
NTIBAKORESHI HANO		1	0.1%
NTIBAKOSHWA HANO		1	0.1%
NTIBAMUKENE		1	0.1%
NTIBARABAKO NA RIMWE		1	0.1%
NTIBARAKENE		1	0.1%
NTIBASHAKWA		1	0.1%
NTIBIJYANYE		56	5.1%
NTIBIJYANYE NTABO AKORESHA		1	0.1%

# FFG: Other Specify

Value	Label	Cases	Percentage
NTIBIJANYE NTABO BAKORESHA		2	0.2%
NTIBIJANYE NTABO DUSHAKA		1	0.1%
NTIBIJANYE NTABWO ABAKORESHA		1	0.1%
NTIBIJANYE(7		1	0.1%
NTIBIJANYE/ NTIBAKORESH		2	0.2%
NTIBIJANYE[N		1	0.1%
NTIBIKORERW HEJURU YA A2		1	0.1%
NTIBIMUREBA		4	0.4%
NTIBIMUREBA KUKO A2 NO HEJURU		1	0.1%
NTIBIRAKENER		1	0.1%
NTIBKENEWE		1	0.1%
NTIBSKORESHV		1	0.1%
NTIBUBAKENE		1	0.1%
NTIDUKORESH ABAFIYE A2		1	0.1%
NTIGIKENEYE ABA A2 KUZAMURA		1	0.1%
NTIHAKENERW		1	0.1%
NTIKORESHWA		1	0.1%
NTITUBAKENE		10	0.9%
NTITUBAKENE HANO MURI RESTO		1	0.1%
NTITUBAKENE		4	0.4%
NTITUBAKORE		25	2.3%
NTITUBAKORE MUKIGO CYACU		1	0.1%
NTITUBASHAK		2	0.2%
NTITUJYA ABAFITE CYANGWA >A2		1	0.1%
NTITUJYA TUBAKORESHA		3	0.3%
NTITURABAKO		2	0.2%
NTITURABASH		2	0.2%
NTITURAKORE ABAFITE CG >A2		1	0.1%
SIMBAKENERA		2	0.2%

# FFG: Other Specify

Value	Label	Cases	Percentage
SIMBAKENEYE		1	0.1%
SINGOMBWA ABIZE		1	0.1%
SINJYA MBAKORESHA		1	0.1%
STAGE IRANGIYE BAFATAMO BAMWE		1	0.1%
TUBAHABWA N'UMURENGE[V		1	0.1%
TURIKORERA NTABANDI DUKORESHA		1	0.1%
TWAMUHA UBUSHOBOZI KUKO ARAKOR		1	0.1%
TWE DUKORESHA ABANYAMURY		1	0.1%
TWE TWATANGIYE COOPERATIVE TUR		1	0.1%
TWIKORERAMC NTABANDI BAKOZI TU		1	0.1%
UMENYEREYE		1	0.1%
UMENYEREYE AKAZI		1	0.1%
UMUGORE WANJYE		1	0.1%
UMUKOZI UMENYEREYE		1	0.1%
USHATSE ARAZA MURI COOPERATIVE		1	0.1%
UZI GSMA,KWNDK, YA 18AN		1	0.1%
barakisabira		1	0.1%
ntabo akoresha		1	0.1%
ntabo dukoresha		2	0.2%
ntabo dushaka		1	0.1%
ntabo nkoresha		1	0.1%
ntabo tujya dukorana		1	0.1%
ntabo tujya dukoresha		1	0.1%
ntabo yakoresheje		1	0.1%
ntabwo tubakoresha		1	0.1%

**# FFG: Other Specify**

Value	Label	Cases	Percentage
ntibakenerwa		1	0.1%
ntitubakenera		1	0.1%
ntitubakoresha		1	0.1%
simbakenera		1	0.1%
turikorera		1	0.1%
uwo tuzi tumenyareye		1	0.1%

Warning: these figures indicate the number of cases found in the data file. They cannot be interpreted as summary statistics of the population of interest.

**# FF020: Do you currently envisage hiring non-nationals?**

<b>Information</b>	[Type= discrete] [Format=numeric] [Range= 1-9] [Missing=*]
<b>Statistics [NW/ W]</b>	[Valid=1664 /-] [Invalid=0 /-]

Value	Label	Cases	Percentage
1	Yes	142	8.5%
2	No	1511	90.8%
9	Missing Value	11	0.7%

Warning: these figures indicate the number of cases found in the data file. They cannot be interpreted as summary statistics of the population of interest.

**# FF030: If Yes, Why?**

<b>Information</b>	[Type= discrete] [Format=numeric] [Range= 1-9] [Missing=*]
<b>Statistics [NW/ W]</b>	[Valid=142 /-] [Invalid=1522 /-]

Value	Label	Cases	Percentage
1	Cheaper	10	7.0%
2	Better qualified	80	56.3%
3	Productive	42	29.6%
4	Other	8	5.6%
9	Missing Value	2	1.4%
Sysmiss		1522	

Warning: these figures indicate the number of cases found in the data file. They cannot be interpreted as summary statistics of the population of interest.

**# FFJ: If Yes, Why?**

<b>Information</b>	[Type= discrete] [Format=numeric] [Range= 1-9] [Missing=*]
<b>Statistics [NW/ W]</b>	[Valid=77 /-] [Invalid=1587 /-]

Value	Label	Cases	Percentage
1	Cheaper	3	3.9%
2	Better qualified	17	22.1%
3	Productive	51	66.2%
4	Other	6	7.8%
9	Missing Value	0	
Sysmiss		1587	

Warning: these figures indicate the number of cases found in the data file. They cannot be interpreted as summary statistics of the population of interest.

**# FFK: If Yes, Why?**

<b>Information</b>	[Type= discrete] [Format=numeric] [Range= 1-9] [Missing=*]
<b>Statistics [NW/ W]</b>	[Valid=10 /-] [Invalid=1654 /-]

Value	Label	Cases	Percentage
1	Cheaper	3	30.0%

<b># FFK: If Yes, Why?</b>			
Value	Label	Cases	Percentage
2	Better qualified	1	10.0%
3	Productive	1	10.0%
4	Other	5	50.0%
9	Missing Value	0	
Sysmiss		1654	
<i>Warning: these figures indicate the number of cases found in the data file. They cannot be interpreted as summary statistics of the population of interest.</i>			
<b># FFL: Other ( specify)</b>			
<b>Information</b>	[Type= discrete] [Format=character] [Missing=*]		
<b>Statistics [NW/ W]</b>	[Valid=10 /-] [Invalid=0 /-]		
Value	Label	Cases	Percentage
ABAFITE UMUCO WIBIND		1	10.0%
AJE NTAWUNDI UHARI		1	10.0%
APFA KUBA AGASHOBOYE		2	20.0%
BARI STABLE		1	10.0%
HARI IGIHE KIGERA BA		1	10.0%
HARIMO AKAZI		1	10.0%
KUMWIGIRAHC		1	10.0%
UBUSHOBOZI BUHANITSE		1	10.0%
USHOBOYE WESE YAKAMU		1	10.0%
<i>Warning: these figures indicate the number of cases found in the data file. They cannot be interpreted as summary statistics of the population of interest.</i>			
<b># FF040: From which countries / regions?</b>			
<b>Information</b>	[Type= discrete] [Format=numeric] [Range= 1-9] [Missing=*]		
<b>Statistics [NW/ W]</b>	[Valid=142 /-] [Invalid=1522 /-]		
Value	Label	Cases	Percentage
1	EAC	95	66.9%
2	Other African	24	16.9%
3	Europe	2	1.4%
4	Americas	1	0.7%
5	Asia	1	0.7%
6	Oceania	0	
7	Any where	15	10.6%
9	Missing Value	4	2.8%
Sysmiss		1522	
<i>Warning: these figures indicate the number of cases found in the data file. They cannot be interpreted as summary statistics of the population of interest.</i>			
<b># FFN: From which countries / regions?</b>			
<b>Information</b>	[Type= discrete] [Format=numeric] [Range= 1-9] [Missing=*]		

<b># FFN: From which countries / regions?</b>			
<b>Statistics [NW/ W]</b>		[Valid=43 /-] [Invalid=1621 /-]	
<b>Value</b>	<b>Label</b>	<b>Cases</b>	<b>Percentage</b>
1	EAC	8	18.6%
2	Other African	28	65.1%
3	Europe	3	7.0%
4	Americas	2	4.7%
5	Asia	0	
6	Oceania	0	
7	Any where	2	4.7%
9	Missing Value	0	
Sysmiss		1621	
<i>Warning: these figures indicate the number of cases found in the data file. They cannot be interpreted as summary statistics of the population of interest.</i>			
<b># FFO: From which countries / regions?</b>			
<b>Information</b>		[Type= discrete] [Format=numeric] [Range= 1-9] [Missing=*]	
<b>Statistics [NW/ W]</b>		[Valid=5 /-] [Invalid=1659 /-]	
<b>Value</b>	<b>Label</b>	<b>Cases</b>	<b>Percentage</b>
1	EAC	0	
2	Other African	0	
3	Europe	1	20.0%
4	Americas	2	40.0%
5	Asia	0	
6	Oceania	0	
7	Any where	2	40.0%
9	Missing Value	0	
Sysmiss		1659	
<i>Warning: these figures indicate the number of cases found in the data file. They cannot be interpreted as summary statistics of the population of interest.</i>			
<b># FF050: If No, Why?</b>			
<b>Information</b>		[Type= discrete] [Format=numeric] [Range= 1-9] [Missing=*]	
<b>Statistics [NW/ W]</b>		[Valid=1664 /-] [Invalid=0 /-]	
<b>Value</b>	<b>Label</b>	<b>Cases</b>	<b>Percentage</b>
1	No need	1069	64.2%
2	Regulations	20	1.2%
3	Not acquainted with Rwanda	59	3.5%
4	Language problems	149	9.0%
5	Problems of sourcing / hiring	51	3.1%
6	Cultural problems	22	1.3%
7	Other (specify)	155	9.3%
9	Missing Value	139	8.4%
<i>Warning: these figures indicate the number of cases found in the data file. They cannot be interpreted as summary statistics of the population of interest.</i>			
<b># FFQ: If No, Why?</b>			
<b>Information</b>		[Type= discrete] [Format=numeric] [Range= 1-9] [Missing=*]	
<b>Statistics [NW/ W]</b>		[Valid=575 /-] [Invalid=1089 /-]	
<b>Value</b>	<b>Label</b>	<b>Cases</b>	<b>Percentage</b>
1	No need	24	4.2%

### # FFQ: If No, Why?

Value	Label	Cases	Percentage
2	Regulations	15	2.6%
3	Not acquainted with Rwanda	89	15.5%
4	Language problems	163	28.3%
5	Problems of sourcing / hiring	44	7.7%
6	Cultural problems	100	17.4%
7	Other (specify)	140	24.3%
9	Missing Value	0	
Sysmiss		1089	

Warning: these figures indicate the number of cases found in the data file. They cannot be interpreted as summary statistics of the population of interest.

### # FFR: If No, Why?

<b>Information</b>	[Type= discrete] [Format=numeric] [Range= 1-9] [Missing=*]
<b>Statistics [NW/ W]</b>	[Valid=216 /-] [Invalid=1448 /-]

Value	Label	Cases	Percentage
1	No need	12	5.6%
2	Regulations	3	1.4%
3	Not acquainted with Rwanda	21	9.7%
4	Language problems	31	14.4%
5	Problems of sourcing / hiring	12	5.6%
6	Cultural problems	55	25.5%
7	Other (specify)	82	38.0%
9	Missing Value	0	
Sysmiss		1448	

Warning: these figures indicate the number of cases found in the data file. They cannot be interpreted as summary statistics of the population of interest.

### # FFS: Other Specify

<b>Information</b>	[Type= discrete] [Format=character] [Missing=*]
<b>Statistics [NW/ W]</b>	[Valid=258 /-] [Invalid=0 /-]

Value	Label	Cases	Percentage
7		2	0.8%
ABAKOZI MU RWANDA NTIBABUZE		1	0.4%
ABANYARDA BARABISHOBO		2	0.8%
ABANYARWAN BAFITE UBUSHOBOZI		1	0.4%
ABANYARWAN BARAGASHOBO		1	0.4%
ABANYARWAN BARAHAGIJE		1	0.4%
ABANYARWAN NABO ABENSHI NTA		1	0.4%
ADARWA		2	0.8%
AFITE UBUSHOBOZI BUKE		1	0.4%



# FFS: Other Specify

Value	Label	Cases	Percentage
AHO BAKORERA NI HATOYA CYANE		1	0.4%
AKAGO NI GATO		1	0.4%
AKAZI DUKORA NTIBAKENEWE		1	0.4%
AKAZI GAKEYA		1	0.4%
AKAZI NI GAKE		1	0.4%
AKORESHA ABO MUMURYANGC WE		1	0.4%
AKORESHA FAMILLE GUSA		1	0.4%
AMAFARANGA MAKE		1	0.4%
AMAFARANGA MESHI BABONA		1	0.4%
AMIKORO		1	0.4%
AMIKORO MAKE		4	1.6%
AMIKORO(AMA		1	0.4%
ASHAKA GUFUNGA		1	0.4%
BAKENERA KUBAHEMBA MENSHI		1	0.4%
BAKORESHA ABANYAMAHA		1	0.4%
BAKORESHA ABANYARWAN		1	0.4%
BAMPENDA		1	0.4%
BARABYISHOB		1	0.4%
BARAHENDA		14	5.4%
BARAHENDA CYANE		5	1.9%
BARAHENZA CYANE		1	0.4%
BARAHENZE		15	5.8%
BARAHENZE KUBAHEMBA		1	0.4%
BARAHUNZE		2	0.8%
BISABA GUKORANA N'UMUNTU WIZYE		1	0.4%

# FFS: Other Specify

Value	Label	Cases	Percentage
COOP Y'ABACURUZI BINYONGERA MU		1	0.4%
DUFITE AKAZI GAKEYA CYANE		1	0.4%
GUFASHA NO GUKUNDA ABENEGIHUGU		1	0.4%
GUHA ABENEGIHUGU AKAZI		1	0.4%
GUHENDA		1	0.4%
GUSHAKA ABANYARWAN		1	0.4%
HARAHENZE		1	0.4%
HARI ABANYARWAN BAGAKENEYE		1	0.4%
HARI ABANYARWAN BASHOBOYE		2	0.8%
HARI ABENEGIHUGU BASHOBOYE		1	0.4%
IBIHEMBO		1	0.4%
IHARI		1	0.4%
IHURIRO RY'ABAKORESI MU KARER		1	0.4%
IKIBAZO CYO GUHEMBWA		1	0.4%
IKIBAZO NI UBUSHOBOZI BUKE		1	0.4%
IKIGO GITO		1	0.4%
IKIGO KIRAMUTSE CYAGUTSE		1	0.4%
IMPAMVU IKOMEYE YO KUTABAHA		1	0.4%
INSHINGANO ZISHOBOWE NA BANYRW		1	0.4%
ISHYIRAHAMW ABAKORAHAM		1	0.4%
KABAHEMBA BIRAHENZA		1	0.4%
KUBURA AMAFARANGA YOKUBISHYUR		1	0.4%
KUKO UBA UTAZI IYO YAREREWE		1	0.4%

# FFS: Other Specify

Value	Label	Cases	Percentage
N'ABANYARWAND NTA KAZI BAFITE		1	0.4%
NAHERA KU BANYARWAND		1	0.4%
NAKAZI TUBONA ABANYAMAHA BA		1	0.4%
NIBWO BAGITANGIRA		1	0.4%
NIGACYEYA CYANE		1	0.4%
NTA ABAKOZI ACYENEYE		1	0.4%
NTA ABANYAMAHA		1	0.4%
NTA BAKOZI ATEGANYA GUSHAKA		1	0.4%
NTA BAKOZI BAKENEWE		1	0.4%
NTA BANYAMAHA DUKENEYE		1	0.4%
NTA BUSHOBOZI		8	3.1%
NTA BUSHOBOZI AFITE		2	0.8%
NTA BUSHOBOZI BAFITE		1	0.4%
NTA BUSHOBOZI BWO GUHEMBA		1	0.4%
NTA BUSHOBOZI BWO KUBAHA		1	0.4%
NTA BUSHOBOZI BWO KUBAHEMBA		3	1.2%
NTA BUSHOBOZI BWO KUBAKORESHI		2	0.8%
NTA BUSHOBOZI BWO KUMUHEMBA		1	0.4%
NTA BUSHOBOZI DUFITE		1	0.4%
NTA BUSHOBOZI		1	0.4%

**# FFS: Other Specify**

Value	Label	Cases	Percentage
DUFITE BWO KUBAK			
NTA CYIZERE MBAGIRIRA		1	0.4%
NTA HATEGANYIJW KURI BO		1	0.4%
NTA KAZI KENSHI GAHARI		1	0.4%
NTA MAFARANGA		1	0.4%
NTA MAFARANGA TUBAHEMBA		1	0.4%
NTA MAFARANGA YO KUBAHEMBA		2	0.8%
NTA MAFARANGA YO KUBISHYURA		1	0.4%
NTA MAFARANGA YO KUMUHEMBA		1	0.4%
NTA MIKORO		2	0.8%
NTA MIKORO YO KUBAKORAGA		1	0.4%
NTA MIRIMO MYINSHI		1	0.4%
NTA MUSHAHARA WABO TWABONA		1	0.4%
NTA MUSHAHARA WO KUBAHEMBA		1	0.4%
NTA RUGANDA AFITE		1	0.4%
NTABAKENEYE		1	0.4%
NTABAKIRIYA,		1	0.4%
NTABAKOZI BAKENEYE		1	0.4%
NTABAKOZI BANDI DUKENEYE		1	0.4%
NTABANDI BAKOZI BAKENEWE		1	0.4%
NTABO BAKENERA		1	0.4%

# FFS: Other Specify

Value	Label	Cases	Percentage
NTABO DUKENEYE		4	1.6%
NTABONKENEY		1	0.4%
NTABUSHOBOZ		7	2.7%
NTABUSHOBOZ AFITE		1	0.4%
NTABUSHOBOZ BUHARI		1	0.4%
NTABUSHOBOZ BWO KUBAHEMBA		7	2.7%
NTABUSHOBOZ BWO KUBAKORESH/		1	0.4%
NTABUSHOBOZ BWO KUBISHYURA		1	0.4%
NTABUSHOBOZ BWOKUBSHAK		1	0.4%
NTABUSHOBOZ KANDI BARAHENDA		1	0.4%
NTABWO ARI NGOMBWA MU BYO AKOR		1	0.4%
NTABWO BAKENEWE		2	0.8%
NTABWO NABONA ICYO MBAHEMBA		1	0.4%
NTABWO YABONA AMAFARANGA		1	0.4%
NTAGAHUNDA YO KONGERA ABAKOZI		1	0.4%
NTAKAZI AZATANGA		1	0.4%
NTAKAZI BAFITE		1	0.4%
NTAKAZI GAHARI		2	0.8%
NTAKAZI YABABONERA NTABAKILIYA		1	0.4%
NTAKOMFITE NI GUKEYE		1	0.4%
NTAKOTWABA N'ABANA BACU NTAK		1	0.4%
NTAMAFARANG YO KUBAHEMBA		1	0.4%

# FFS: Other Specify

Value	Label	Cases	Percentage
NTAMAFARANGYO KUMUHEMBA		1	0.4%
NTAMAFRANGYOKUBAHEMBA		1	0.4%
NTAMIKOREREMFITE		1	0.4%
NTASHINGANOZIHARI		1	0.4%
NTAWAKWEMERA		1	0.4%
NTIBAGASHOB		1	0.4%
NTIBAKENEWE		11	4.3%
NTIBASHOBORAKAZI		1	0.4%
NTIBATANGAKAZI		1	0.4%
NTIDUTEGANYKWAGURA		1	0.4%
NTITUBAKENE		2	0.8%
NTITUBISHAKANDI NTITUBYEMER		1	0.4%
NTIYAGASHOB		1	0.4%
NTIYASHOBORKUGAKORA		1	0.4%
NUKO ABANYARWAN NTAKIBAZO		1	0.4%
RESTAURANTIRI HASI		1	0.4%
SALAIREIHANITSE		1	0.4%
SINABONACYO MBAHEMBA		2	0.8%
SINGOMBWA		1	0.4%
SINTEGANYAGUTANGAKAZI		1	0.4%
SINZIBUSHOBOZIBURENZE		1	0.4%
TUGOMBAKUBANZAKWITAKUBANA		1	0.4%
TURIHAGIJE		1	0.4%
UBSHBOZIBUKEYA BWO KUBAHEMBA		1	0.4%
UBUCURUZINTIBURATERAIMBERE		1	0.4%

<b># FFS: Other Specify</b>			
<b>Value</b>	<b>Label</b>	<b>Cases</b>	<b>Percentage</b>
UBUSHOBIZI BUCYE		1	0.4%
UBUSHOBOZI		1	0.4%
UBUSHOBOZI BUKE		1	0.4%
UBUSHOBOZI AFITE NTIBWABAHEM		1	0.4%
UBUSHOBOZI BUCYE		2	0.8%
UBUSHOBOZI BUKE		14	5.4%
UBUSHOBOZI BUKE BWO KUBISHYURA		1	0.4%
UBUSHOBOZI BURACYARI BUKE		1	0.4%
UBUSHOBOZI BWO KUBAHEMBA		1	0.4%
UBUSHOBOZI BWO KUMUHEMBA		1	0.4%
UBUSHOBOZI NI BUKE		1	0.4%
UMUSHAHARA MUNINI		1	0.4%
YARAHOMBYE		1	0.4%
amikoro make		1	0.4%
bandusha ubwenge		1	0.4%
ntamafaranga		1	0.4%
ntibakenewe		1	0.4%
ntidukenera abanyamahanga		1	0.4%
<i>Warning: these figures indicate the number of cases found in the data file. They cannot be interpreted as summary statistics of the population of interest.</i>			
<b># G010: Is your institution a member of any organization/association?</b>			
<b>Information</b>	[Type= discrete] [Format=numeric] [Range= 1-2] [Missing=*]		
<b>Statistics [NW/ W]</b>	[Valid=1664 /-] [Invalid=0 /-]		
<b>Value</b>	<b>Label</b>	<b>Cases</b>	<b>Percentage</b>
1	Yes	185	11.1%
2	No	1479	88.9%
<i>Warning: these figures indicate the number of cases found in the data file. They cannot be interpreted as summary statistics of the population of interest.</i>			
<b># G020: Name that organisation/association</b>			
<b>Information</b>	[Type= discrete] [Format=character] [Missing=*]		
<b>Statistics [NW/ W]</b>	[Valid=169 /-] [Invalid=0 /-]		

# G020: Name that organisation/association

Value	Label	Cases	Percentage
ABACURUZI BA GATARAGARA		1	0.6%
ABACURUZI BAZA BOUTIQUE		1	0.6%
ABACURUZI BINYONGERA MUSARURO		1	0.6%
ABACURUZI BO MU KAGARI		1	0.6%
ABADAHIGWA		1	0.6%
ABAGENZI		1	0.6%
ABAHUJUMUGA ABACURUZI		1	0.6%
ABAHUJUMURI		2	1.2%
ABISHIZE HAMWE		1	0.6%
ABISUNGANYE		1	0.6%
ABIZERANYE		1	0.6%
ADARWA		3	1.8%
AFAML		1	0.6%
APARWA		1	0.6%
APPROJUBAAR		2	1.2%
APROKIJ		1	0.6%
APROMO JBR		1	0.6%
ASSO.Y'ABACU BA VUNGA		1	0.6%
ASSOCIAT.YAB MUKAGARI		1	0.6%
ASSOCIATIO IMBERE HEZA		1	0.6%
ASSOCIATION DES BONS AMIS		1	0.6%
ASSOCIATION DES BOUCHERS		1	0.6%
ASSOCIATION KUNDA UMWUGA		1	0.6%
B.D.S		1	0.6%
BRIGHT POINT INVESTORS LIMITED		1	0.6%
C.I.B		1	0.6%
CCVR(COOPER ICURUZA INYAMA		1	0.6%
COABUMU		1	0.6%
COCATRABU		1	0.6%



# G020: Name that organisation/association

Value	Label	Cases	Percentage
COCOMANYA		3	1.8%
COCOPHAR		1	0.6%
COCORWA		1	0.6%
COKA KOMEZA AGASHYA		1	0.6%
COOP Y'ABACURUZA INYONGERA MUS		1	0.6%
COOPERATIVE		1	0.6%
COOPERATIVE ABIZERANYE		1	0.6%
COOPERATIVE ABUNGURANA		1	0.6%
COOPERATIVE ABUNZUBUMW		1	0.6%
COOPERATIVE COAVISE		1	0.6%
COOPERATIVE DUKUNDUMUR		1	0.6%
COOPERATIVE GIRUBUZIMA		1	0.6%
COOPERATIVE TUZAMURANE		1	0.6%
COOPERATIVE UMURYANGO		1	0.6%
COOPERATIVE URUGERO		1	0.6%
COOPERATIVE URUMURI		1	0.6%
COOPERATIVE Y'ABACURUZI		2	1.2%
COOPERATIVE Y'AMATELIER		1	0.6%
COOPERATIVE Y'UMURENGE		1	0.6%
COOPERATIVE(		1	0.6%
COOPETU		1	0.6%
COOTEPR KABEHO		1	0.6%
COPL.E.G.I \ABEMEYE		1	0.6%
COPAVEVINA		1	0.6%
COPERATIVE PCF		1	0.6%
COPHOCARU		1	0.6%
COTAVEGA(UR		1	0.6%
DUFATANYE		1	0.6%
DUFATANYE KAGUGU		1	0.6%

# G020: Name that organisation/association

Value	Label	Cases	Percentage
DUFATANYE KINIGI		1	0.6%
DUHURIZE HAMWE BUSHENGE		1	0.6%
DUSHISHOZE		1	0.6%
DUTERANE INKUNGA		1	0.6%
DUTERANINKU		4	2.4%
DUTERIMBERE		2	1.2%
DUTEZANYIMB		1	0.6%
FEDERATION DU SECTEUR PRIVE		1	0.6%
FSP		1	0.6%
HORA UKEYE		1	0.6%
HUMUKA UKORE RYABACURUZI		1	0.6%
IHURIRO IBANGA		1	0.6%
IHURIRO RY'ABANYABU		1	0.6%
IKIMINA		2	1.2%
IKIMINA,ISHYII YAMBWIYE		1	0.6%
IMBARAGA (IHURIRO)		1	0.6%
INTAMBWE		1	0.6%
IRY'INTUNGAB RIBAGA INYAM		1	0.6%
ISHIRAHAMWE SASA NEZA		1	0.6%
ISHYIRAHA RY'ABACURUZI		1	0.6%
ISHYIRAHAMW		1	0.6%
ISHYIRAHAMW DUKUNDANE		1	0.6%
ISHYIRAHAMW DUKUNDUMUR		1	0.6%
ISHYIRAHAMW RY'ABACURUZI		9	5.3%
ISHYIRAHAMW RY'ABATURAN. FILM		1	0.6%
ISHYIRAHAMW RY'ABIKORERA		1	0.6%
ISHYIRAHAMW RY'ABOGOSHI		1	0.6%
ISHYIRAHAMW RY'AMARESTA		2	1.2%

# G020: Name that organisation/association

Value	Label	Cases	Percentage
ISHYIRAHAMW RYA BACURUZI		1	0.6%
ISHYIRAHAMW RYABACURUZI BA MA		1	0.6%
ISHYIRAHAMW RYABAFITE SALON		1	0.6%
ISHYIRAHAMW RYABIKORERA		1	0.6%
ISHYIRAHAMW URUMURI		1	0.6%
ISHYIRAHMWE RY'ABAFOTORU		1	0.6%
ISSHYIRAHAMW TUZAMURANE		1	0.6%
ISUKU YA CENTRE		1	0.6%
KAMONYIAGRO COOPERATIVE		1	0.6%
KARU		1	0.6%
KORA UBEHO(MUHANGA)		1	0.6%
KOTUCYA		1	0.6%
MAREMBO BUSINESS GROUP		1	0.6%
NKUNGANIRE		1	0.6%
NTAZI UKO RYITWA		1	0.6%
PRIVATE SECTOR FEDERATION		1	0.6%
PSF		5	3.0%
PSF PRIVATE SECTOR FEDERATION		1	0.6%
PSF/ICT CHAMBER		1	0.6%
R.C.A		1	0.6%
RCA		1	0.6%
RWANDA COOPERATIVE AGENCY		1	0.6%
TERIMBERE		1	0.6%
TERIMBERE MUCURUZI		1	0.6%
TEWISUGANI		1	0.6%
TUZAMURANE		4	2.4%
TUZAMURANE IMBERE		1	0.6%

### # G020: Name that organisation/association

Value	Label	Cases	Percentage
TUZAMURANE(FRS)		1	0.6%
TWAMBUTSAN		1	0.6%
TWIBUMBIREH		1	0.6%
TWISHYIRE HAMWE		1	0.6%
TWISHYIREHAM		1	0.6%
TWISUNGANE		7	4.1%
TWITEZIMBERE		1	0.6%
TWIYUBAKE		2	1.2%
TWIZIMBERE RYABAFITE BOUTIQUE		1	0.6%
TWUBAKANE		1	0.6%
TWUBAKIRANE		1	0.6%
TWUNGANIRAN		1	0.6%
TWUZUZANYE AKANYANA		1	0.6%
UMUCYO		3	1.8%
UMURAGE		1	0.6%
UNITED STREET PROMOTION		1	0.6%
URUGAGA RW'ABAVOCAT		1	0.6%
VISION 2020		1	0.6%
duhaguruke kora		1	0.6%

Warning: these figures indicate the number of cases found in the data file. They cannot be interpreted as summary statistics of the population of interest.

### # G030: Received any cooperation from the organization?

<b>Information</b>	[Type= discrete] [Format=numeric] [Range= 1-9] [Missing=*]		
<b>Statistics [NW/ W]</b>	[Valid=185 /-] [Invalid=1479 /-]		
Value	Label	Cases	Percentage
1	Yes	51	27.6%
2	No	132	71.4%
9	Missing Value	2	1.1%
Systemiss		1479	

Warning: these figures indicate the number of cases found in the data file. They cannot be interpreted as summary statistics of the population of interest.

### # H010: M51 :H010 What type of employment contract do you have with your employees? (Indicate the most common)

<b>Information</b>	[Type= discrete] [Format=numeric] [Range= 1-9] [Missing=*]		
<b>Statistics [NW/ W]</b>	[Valid=1664 /-] [Invalid=0 /-]		
Value	Label	Cases	Percentage
1	Written	144	8.7%
2	Oral	902	54.2%
3	No contract	557	33.5%
4	Not Applicable	60	3.6%

**# H010: M51 :H010 What type of employment contract do you have with your employees? (Indicate the most common)**

Value	Label	Cases	Percentage
9	Not specified	1	0.1%

*Warning: these figures indicate the number of cases found in the data file. They cannot be interpreted as summary statistics of the population of interest.*

**# H010A: Sick leave**

<b>Information</b>	[Type= discrete] [Format=numeric] [Range= 1-9] [Missing=*]
--------------------	--

<b>Statistics [NW/ W]</b>	[Valid=1664 /-] [Invalid=0 /-]
---------------------------	--------------------------------

Value	Label	Cases	Percentage
1	Yes	1307	78.5%
2	No	346	20.8%
9	Missing Value	11	0.7%

*Warning: these figures indicate the number of cases found in the data file. They cannot be interpreted as summary statistics of the population of interest.*

**# H010B: Paid annually leave**

<b>Information</b>	[Type= discrete] [Format=numeric] [Range= 1-9] [Missing=*]
--------------------	--

<b>Statistics [NW/ W]</b>	[Valid=1664 /-] [Invalid=0 /-]
---------------------------	--------------------------------

Value	Label	Cases	Percentage
1	Yes	399	24.0%
2	No	1252	75.2%
9	Missing Value	13	0.8%

*Warning: these figures indicate the number of cases found in the data file. They cannot be interpreted as summary statistics of the population of interest.*

**# H010C: Maternity leave**

<b>Information</b>	[Type= discrete] [Format=numeric] [Range= 1-9] [Missing=*]
--------------------	--

<b>Statistics [NW/ W]</b>	[Valid=1664 /-] [Invalid=0 /-]
---------------------------	--------------------------------

Value	Label	Cases	Percentage
1	Yes	698	41.9%
2	No	953	57.3%
9	Missing Value	13	0.8%

*Warning: these figures indicate the number of cases found in the data file. They cannot be interpreted as summary statistics of the population of interest.*

**# H010D: Paternity leave**

<b>Information</b>	[Type= discrete] [Format=numeric] [Range= 1-9] [Missing=*]
--------------------	--

<b>Statistics [NW/ W]</b>	[Valid=1664 /-] [Invalid=0 /-]
---------------------------	--------------------------------

Value	Label	Cases	Percentage
1	Yes	445	26.7%
2	No	1206	72.5%
9	Missing Value	13	0.8%

*Warning: these figures indicate the number of cases found in the data file. They cannot be interpreted as summary statistics of the population of interest.*

**# H010E: Social security**

<b>Information</b>	[Type= discrete] [Format=numeric] [Range= 1-9] [Missing=*]
--------------------	--

<b>Statistics [NW/ W]</b>	[Valid=1664 /-] [Invalid=0 /-]
---------------------------	--------------------------------

Value	Label	Cases	Percentage
1	Yes	38	2.3%
2	No	1613	96.9%
9	Missing Value	13	0.8%

**# H010E: Social security**

*Warning: these figures indicate the number of cases found in the data file. They cannot be interpreted as summary statistics of the population of interest.*

**# H010F: Dismissal payments**

**Information** [Type= discrete] [Format=numeric] [Range= 1-9] [Missing=\*]

**Statistics [NW/ W]** [Valid=1664 /-] [Invalid=0 /-]

Value	Label	Cases	Percentage
1	Yes	65	3.9%
2	No	1586	95.3%
9	Missing Value	13	0.8%

*Warning: these figures indicate the number of cases found in the data file. They cannot be interpreted as summary statistics of the population of interest.*

**# H010G: Any other**

**Information** [Type= discrete] [Format=numeric] [Range= 1-9] [Missing=\*]

**Statistics [NW/ W]** [Valid=1664 /-] [Invalid=0 /-]

Value	Label	Cases	Percentage
1	Yes	38	2.3%
2	No	1610	96.8%
9	Missing Value	16	1.0%

*Warning: these figures indicate the number of cases found in the data file. They cannot be interpreted as summary statistics of the population of interest.*

# H010H: Other-Specify

Information		[Type= discrete] [Format=character] [Missing=*]	
Statistics [NW/ W]		[Valid=29 /-] [Invalid=0 /-]	
Value	Label	Cases	Percentage
ASHATSEYAGE		1	3.4%
BAKORERA		1	3.4%
BUBYIZI		1	3.4%
IFUNGURO IGIHE CYAKAZI		1	3.4%
IYO ATAKOZE NTAHEMBWA		1	3.4%
IYO HARI IMPAMVU BASIBA AKAZI		1	3.4%
IYO YARWAYE BAMUGURIZA FRW		1	3.4%
KUBAGABURIR		1	3.4%
KUBAHA IBYO KURYA N'ICUMBI		1	3.4%
KUBAHA ICUMBI		1	3.4%
KUBAHA UMWANYA WO KWIKORERA		1	3.4%
KUBATUNGA		1	3.4%
KUBATUNGA NO KUBACUMBIKI		1	3.4%
KUBAVUZA BAMWE NA BAMWE		1	3.4%
KUGABURIRWA		1	3.4%
KUGURIZWA AMAFARANGA		1	3.4%
KUMUGABURIF + KUMUCUMBIKI		1	3.4%
KUMUGABURIF KUMUCUMBIKI		1	3.4%
KUMUVUZA		1	3.4%
KURYA NO KUNYWA		1	3.4%
KUVUZWA		1	3.4%
KUVUZWA MURI MUTUEL DE SANTE		1	3.4%
KWISHYURIRA INZU		1	3.4%

<b># H010H: Other-Specify</b>			
Value	Label	Cases	Percentage
KWIVUZA		2	6.9%
MUTUELLE DE SANTE		1	3.4%
NTA BAKOZI AGIRA		1	3.4%
NTA MUKOZI		1	3.4%
NTABAKOZI AFITE		1	3.4%
<i>Warning: these figures indicate the number of cases found in the data file. They cannot be interpreted as summary statistics of the population of interest.</i>			
<b># I010: Do you have an HIV and AIDS workplace policy in place?</b>			
<b>Information</b>	[Type= discrete] [Format=numeric] [Range= 1-9] [Missing=*]		
<b>Statistics [NW/ W]</b>	[Valid=1664 /-] [Invalid=0 /-]		
Value	Label	Cases	Percentage
1	Yes	575	34.6%
2	No	1089	65.4%
9	Missing Value	0	
<i>Warning: these figures indicate the number of cases found in the data file. They cannot be interpreted as summary statistics of the population of interest.</i>			
<b># I020: VCT services</b>			
<b>Information</b>	[Type= discrete] [Format=numeric] [Range= 1-9] [Missing=*]		
<b>Statistics [NW/ W]</b>	[Valid=575 /-] [Invalid=1089 /-]		
Value	Label	Cases	Percentage
1	Yes	556	96.7%
2	No	19	3.3%
9	Missing Value	0	
Sysmiss		1089	
<i>Warning: these figures indicate the number of cases found in the data file. They cannot be interpreted as summary statistics of the population of interest.</i>			
<b># I020A: Free ARVs for workers who are HIV+</b>			
<b>Information</b>	[Type= discrete] [Format=numeric] [Range= 1-9] [Missing=*]		
<b>Statistics [NW/ W]</b>	[Valid=575 /-] [Invalid=1089 /-]		
Value	Label	Cases	Percentage
1	Yes	21	3.7%
2	No	553	96.2%
9	Missing Value	1	0.2%
Sysmiss		1089	
<i>Warning: these figures indicate the number of cases found in the data file. They cannot be interpreted as summary statistics of the population of interest.</i>			
<b># I020B: Free condom distribution for workers</b>			
<b>Information</b>	[Type= discrete] [Format=numeric] [Range= 1-9] [Missing=*]		
<b>Statistics [NW/ W]</b>	[Valid=575 /-] [Invalid=1089 /-]		
Value	Label	Cases	Percentage
1	Yes	74	12.9%
2	No	500	87.0%
9	Missing Value	1	0.2%
Sysmiss		1089	



<b># I020B: Free condom distribution for workers</b>			
<i>Warning: these figures indicate the number of cases found in the data file. They cannot be interpreted as summary statistics of the population of interest.</i>			
<b># I020C: Free food rations for workers who are HIV+</b>			
<b>Information</b>		[Type= discrete] [Format=numeric] [Range= 1-9] [Missing=*]	
<b>Statistics [NW/ W]</b>		[Valid=575 /-] [Invalid=1089 /-]	
Value	Label	Cases	Percentage
1	Yes	18	3.1%
2	No	556	96.7%
9	Missing Value	1	0.2%
Sysmiss		1089	
<i>Warning: these figures indicate the number of cases found in the data file. They cannot be interpreted as summary statistics of the population of interest.</i>			
<b># I020D: Workers' rights</b>			
<b>Information</b>		[Type= discrete] [Format=numeric] [Range= 1-9] [Missing=*]	
<b>Statistics [NW/ W]</b>		[Valid=575 /-] [Invalid=1089 /-]	
Value	Label	Cases	Percentage
1	Yes	304	52.9%
2	No	270	47.0%
9	Missing Value	1	0.2%
Sysmiss		1089	
<i>Warning: these figures indicate the number of cases found in the data file. They cannot be interpreted as summary statistics of the population of interest.</i>			
<b># I020E: Others (specify)</b>			
<b>Information</b>		[Type= discrete] [Format=numeric] [Range= 1-9] [Missing=*]	
<b>Statistics [NW/ W]</b>		[Valid=575 /-] [Invalid=1089 /-]	
Value	Label	Cases	Percentage
1	Yes	16	2.8%
2	No	557	96.9%
9	Missing Value	2	0.3%
Sysmiss		1089	
<i>Warning: these figures indicate the number of cases found in the data file. They cannot be interpreted as summary statistics of the population of interest.</i>			
<b># I020S: Other Specify</b>			
<b>Information</b>		[Type= discrete] [Format=character] [Missing=*]	
<b>Statistics [NW/ W]</b>		[Valid=10 /-] [Invalid=0 /-]	
Value	Label	Cases	Percentage
.		2	20.0%
BACURUZA PRUDENCE PLUS		1	10.0%
DUCURUZA UDUKINGIRIZO		1	10.0%
GUCURUZA PLAISIN		1	10.0%
GUCURUZA UDUKINGIRIZO KUGICIRO		1	10.0%
IBIGANIRO KURI SIDA,KWIPIMIS		1	10.0%

<b># I020S: Other Specify</b>			
<b>Value</b>	<b>Label</b>	<b>Cases</b>	<b>Percentage</b>
KUDACANGA INYAMA		1	10.0%
KWIRINDA SIDA		1	10.0%
UBUDAHEMUK		1	10.0%
<i>Warning: these figures indicate the number of cases found in the data file. They cannot be interpreted as summary statistics of the population of interest.</i>			
<b># Chall_or_N: Do you have any challenge that affects the operations of your establishment?</b>			
<b>Information</b>	[Type= discrete] [Format=numeric] [Range= 1-2] [Missing=*]		
<b>Statistics [NW/ W]</b>	[Valid=1664 /-] [Invalid=0 /-]		
<b>Value</b>	<b>Label</b>	<b>Cases</b>	<b>Percentage</b>
1	Yes	1603	96.3%
2	No	61	3.7%
<i>Warning: these figures indicate the number of cases found in the data file. They cannot be interpreted as summary statistics of the population of interest.</i>			
<b># J010: Diff. affecting the operation of your establishment</b>			
<b>Information</b>	[Type= discrete] [Format=numeric] [Range= 1-99] [Missing=*]		
<b>Statistics [NW/ W]</b>	[Valid=1664 /-] [Invalid=0 /-]		
<b>Value</b>	<b>Label</b>	<b>Cases</b>	<b>Percentage</b>
1	Lack of customers/marketing	748	45.0%
2	Non-payment of debts	113	6.8%
3	Access to finance	286	17.2%
4	Lack of management skills	21	1.3%
5	Lack of capital equipment	34	2.0%
6	Lack of skilled personnel	19	1.1%
7	High taxes and license fees	119	7.2%
8	Lack of raw materials/irregular supply	23	1.4%
9	Lack of space/land	39	2.3%
10	No new technology	5	0.3%
11	Difficulties with existing regulations, law ...	22	1.3%
12	Increased competition	25	1.5%
13	Access to energy	78	4.7%
14	Cost of energy	8	0.5%
15	Crime/safety	5	0.3%
16	Customs and trade regulations	3	0.2%
17	Poor transport system	10	0.6%
18	Transport cost	16	1.0%
19	Labour regulations	0	
20	High labour turnover	2	0.1%
21	Corruption	1	0.1%
22	HIV/AIDS	0	
23	Other (specify)	26	1.6%
24	No difficulties	61	3.7%
99	Missing Value	0	
<i>Warning: these figures indicate the number of cases found in the data file. They cannot be interpreted as summary statistics of the population of interest.</i>			

<b># J010A: Diff. affecting the operation of your establishment</b>			
Information	[Type= discrete] [Format=numeric] [Range= 1-99] [Missing=*]		
Statistics [NW/ W]	[Valid=1420 /-] [Invalid=244 /-]		
Value	Label	Cases	Percentage
1	Lack of customers/marketing	177	12.5%
2	Non-payment of debts	286	20.1%
3	Access to finance	228	16.1%
4	Lack of management skills	38	2.7%
5	Lack of capital equipment	89	6.3%
6	Lack of skilled personnel	26	1.8%
7	High taxes and license fees	180	12.7%
8	Lack of raw materials/irregular supply	40	2.8%
9	Lack of space/land	65	4.6%
10	No new technology	23	1.6%
11	Difficulties with existing regulations, law ...	21	1.5%
12	Increased competition	50	3.5%
13	Access to energy	94	6.6%
14	Cost of energy	7	0.5%
15	Crime/safety	7	0.5%
16	Customs and trade regulations	3	0.2%
17	Poor transport system	20	1.4%
18	Transport cost	21	1.5%
19	Labour regulations	0	
20	High labour turnover	6	0.4%
21	Corruption	1	0.1%
22	HIV/AIDS	0	
23	Other (specify)	38	2.7%
24	No difficulties	0	
99	Missing Value	0	
Sysmiss		244	
<i>Warning: these figures indicate the number of cases found in the data file. They cannot be interpreted as summary statistics of the population of interest.</i>			
<b># J010B: Diff. affecting the operation of your establishment</b>			
Information	[Type= discrete] [Format=numeric] [Range= 1-99] [Missing=*]		
Statistics [NW/ W]	[Valid=885 /-] [Invalid=779 /-]		
Value	Label	Cases	Percentage
1	Lack of customers/marketing	57	6.4%
2	Non-payment of debts	56	6.3%
3	Access to finance	124	14.0%
4	Lack of management skills	36	4.1%
5	Lack of capital equipment	46	5.2%
6	Lack of skilled personnel	35	4.0%
7	High taxes and license fees	148	16.7%
8	Lack of raw materials/irregular supply	33	3.7%
9	Lack of space/land	52	5.9%
10	No new technology	25	2.8%
11	Difficulties with existing regulations, law ...	33	3.7%

### # J010B: Diff. affecting the operation of your establishment

Value	Label	Cases	Percentage
12	Increased competition	67	7.6%
13	Access to energy	63	7.1%
14	Cost of energy	9	1.0%
15	Crime/safety	7	0.8%
16	Customs and trade regulations	5	0.6%
17	Poor transport system	15	1.7%
18	Transport cost	22	2.5%
19	Labour regulations	2	0.2%
20	High labour turnover	8	0.9%
21	Corruption	3	0.3%
22	HIV/AIDS	0	
23	Other (specify)	39	4.4%
24	No difficulties	0	
99	Missing Value	0	
Sysmiss		779	

Warning: these figures indicate the number of cases found in the data file. They cannot be interpreted as summary statistics of the population of interest.

### # J010S: Other-Specify

**Information** [Type= discrete] [Format=character] [Missing=\*]

**Statistics [NW/ W]** [Valid=113 /-] [Invalid=0 /-]

Value	Label	Cases	Percentage
0		9	8.0%
2		1	0.9%
960200		1	0.9%
ABACURUZA MU MUHANDA		1	0.9%
ABACURUZI BATEMEWE		1	0.9%
ABAJURA		2	1.8%
ABAKORERA MURI MAGEN		1	0.9%
ABANA BENSHI ARERA		1	0.9%
AHARI IBIKORESHO		1	0.9%
AHO GUKORERA NI HABI		1	0.9%
AKODESHA AMAFARANGA		1	0.9%
AKORA NK'IBYACU BABI		1	0.9%
AMAFRANGA ADAHAGIJE		1	0.9%
AMASAHA DUTEGEKWA		1	0.9%

# J010S: Other-Specify

Value	Label	Cases	Percentage
AMASAHA MAKE Y'AKAZI		2	1.8%
AMASAHA MAKE YO GUKO		1	0.9%
AMASAHA MAKE YOGUKOR		1	0.9%
AMASAHA YO GUKORA		2	1.8%
AMIKORO MAKE		1	0.9%
ANAMA YA LETA		1	0.9%
BABIBYE BACIYE URUGI		1	0.9%
BAKORERA MU CYARO		1	0.9%
BITEGUYE GUSENYERWA		1	0.9%
CAPITAL NTAYO		1	0.9%
CONCURENCE		1	0.9%
ELECTRICY NKEYA		1	0.9%
GUFUNGA MBERE YA 14H		1	0.9%
GUHINDAGURI KWIKIR		1	0.9%
GUHINDUKA KW'IKIRERE		1	0.9%
GUKODESHA BIRAHENZE		1	0.9%
GUKORA UMWANYA MUTO		1	0.9%
GUKORESHA INGUZANYO		1	0.9%
GUPANDISHWA KW'AMAZU		1	0.9%
GUPFA KW'IBICURUZW		1	0.9%
GUTINDA KUJYANA IBYA		1	0.9%
IBIRAYI BYARABUZE		1	0.9%
IBURA RY'AMAZI		3	2.7%
ICYARO		1	0.9%
IGISHORO NI GIKE		1	0.9%

# J010S: Other-Specify

Value	Label	Cases	Percentage
IHNDGURIKA RY'IKRERE		1	0.9%
IKIBAZO CY'IMBUTO		1	0.9%
IKIBAZO CY'UMUHANDA		1	0.9%
IMIFUKA ITUZUYE		1	0.9%
IMISORO IHANITSE		1	0.9%
IMPANUKA MU KAZI		1	0.9%
IMYUMVIRE Y'ABATURAG		1	0.9%
INZU DUKODESHA ZIRAH		1	0.9%
INZU IRABAHENDA		1	0.9%
KTMENYA AKMRO K'IMTI		1	0.9%
KUBA NTA MUHANDA UHA		1	0.9%
KUBAFUNGISH		1	0.9%
KUBONA INGUZANYO		1	0.9%
KUBURA AMAHUGURWA		2	1.8%
KUBURA AMASHANYAR		1	0.9%
KUBURA FACTURE ZA TV		1	0.9%
KUBURA IMIHANDA		1	0.9%
KUBURA INGWATE		1	0.9%
KUBURA KWA CONNECTIO		1	0.9%
KUBURA MATIERE PREMI		1	0.9%
KUDAKORA IMINSI YOSE		1	0.9%
KUTABONA INGUZANYO		2	1.8%
KUTAGIRA AHO GUKORER		1	0.9%
KWIBWA IBICURUZWA		1	0.9%
KWIYONGERA K'UBUKODE		1	0.9%

**# J010S: Other-Specify**

Value	Label	Cases	Percentage
LOCALISATION		1	0.9%
LOYER EXORBITANT		1	0.9%
NI MU CYARO		1	0.9%
NIBWO BAGITANGIRA		1	0.9%
NKORA NISHYURA IMYEN		1	0.9%
NOT QUALITY GOODS		1	0.9%
NTA BIKORWA REMEZO		1	0.9%
NTA MIHANDA DUFITE		1	0.9%
NTA MWANYA WO GUKURI		1	0.9%
NTITURABA KOPERATIVE		1	0.9%
RESTAURANT ARI AHANT		1	0.9%
RRA UBURYO IBARA UMU		1	0.9%
SUSYA KWIMACHINI		1	0.9%
UBUJURA		2	1.8%
UBUKENE KU BAKILIYA		1	0.9%
UBUKODE		1	0.9%
UBUKODE BUHENZE		3	2.7%
UBUKODE BURAHENZE		1	0.9%
UBUKODE BW'AMAZU		2	1.8%
UBUKODE KUNZU BUHENZ		1	0.9%
UBUMENYI NI BUKE		1	0.9%
UBURWAYI		1	0.9%
UBURWAYI BW'UMUKOZI		1	0.9%
UBUYOBOZI BWA COOPER		1	0.9%
UMRIRO UGIRA IBIBAZO		1	0.9%
UMUHANDA MUBI		3	2.7%

<b># J010S: Other-Specify</b>			
<b>Value</b>	<b>Label</b>	<b>Cases</b>	<b>Percentage</b>
UMUTEKANO W'AKAZI		1	0.9%
kubura amazi		1	0.9%
<i>Warning: these figures indicate the number of cases found in the data file. They cannot be interpreted as summary statistics of the population of interest.</i>			
<b># Fin_weight: Finale weight</b>			
<b>Information</b>	[Type= continuous] [Format=numeric] [Range= 10.1153846153846-13.0962817040138] [Missing=*]		
<b>Statistics [NW/ W]</b>	[Valid=1664 /-] [Invalid=0 /-] [Mean=11.117 /-] [StdDev=0.638 /-]		
<b># Nor_weight: Normalized weight</b>			
<b>Information</b>	[Type= continuous] [Format=numeric] [Range= 0.909917109724436-1.17806007871705] [Missing=*]		
<b>Statistics [NW/ W]</b>	[Valid=1664 /-] [Invalid=0 /-] [Mean=1 /-] [StdDev=0.0574 /-]		
<b># interv_D110: Length of internship</b>			
<b>Information</b>	[Type= discrete] [Format=numeric] [Range= 1-9] [Missing=*]		
<b>Statistics [NW/ W]</b>	[Valid=173 /-] [Invalid=1491 /-]		
<b>Value</b>	<b>Label</b>	<b>Cases</b>	<b>Percentage</b>
1	Less than a month	9	5.2%
2	1-	22	12.7%
3	2-	26	15.0%
4	3-	32	18.5%
5	4-	12	6.9%
6	6+	53	30.6%
9	Not specified	19	11.0%
Sysmiss		1491	
<i>Warning: these figures indicate the number of cases found in the data file. They cannot be interpreted as summary statistics of the population of interest.</i>			
<b># interval_E040</b>			
<b>Information</b>	[Type= discrete] [Format=numeric] [Range= 1-99] [Missing=*]		
<b>Statistics [NW/ W]</b>	[Valid=1664 /-] [Invalid=0 /-]		
<b>Value</b>	<b>Label</b>	<b>Cases</b>	<b>Percentage</b>
1	Less than 100000	136	8.2%
2	100000-	668	40.1%
3	600000-	226	13.6%
4	1100000-	69	4.1%
5	1600000-	43	2.6%
6	2100000-	16	1.0%
7	2600000-	19	1.1%
8	3100000-	4	0.2%
9	3600000-	8	0.5%
10	4100000-	3	0.2%
11	4600000+	40	2.4%
99	Not stated	432	26.0%
<i>Warning: these figures indicate the number of cases found in the data file. They cannot be interpreted as summary statistics of the population of interest.</i>			